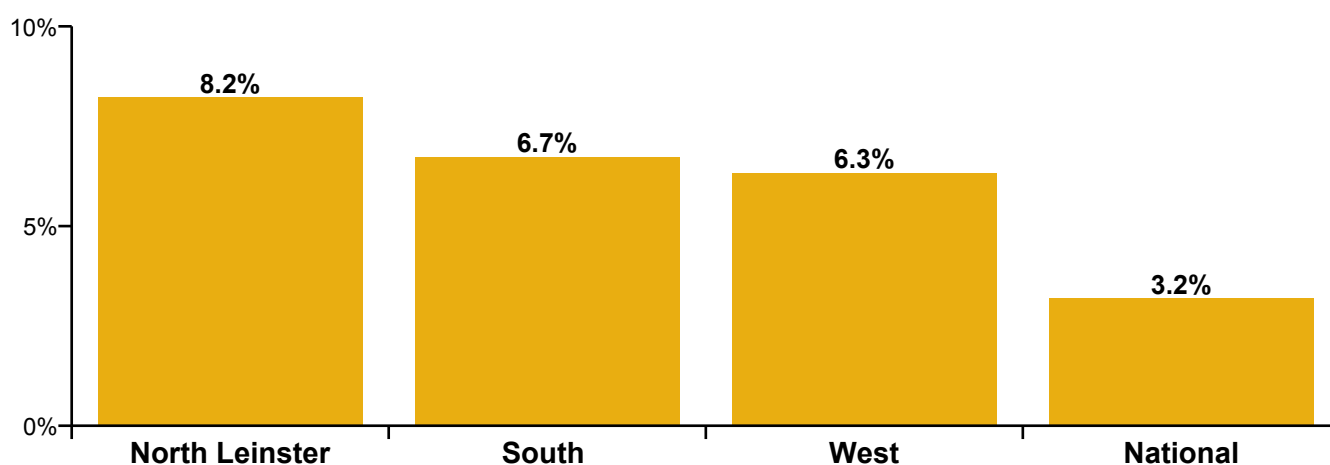


November 2020

National Ambulance Service Absence Rate - by Staff Category: Nov 2020	Certified absence	Self-certified absence	COVID-19 absence	Total absence rate	Certified	Self-certified	COVID-19
National Ambulance Service	4.2%	0.5%	1.9%	6.5%	64.3%	7.0%	28.7%
Medical & Dental							
Nursing & Midwifery							
Health & Social Care Professionals							
Management & Administrative	1.4%	0.1%	0.5%	2.0%	70.8%	4.4%	24.9%
General Support	2.5%	0.4%	0.1%	2.9%	84.8%	12.1%	3.1%
Patient & Client Care	4.6%	0.5%	2.2%	7.2%	63.1%	6.8%	30.1%

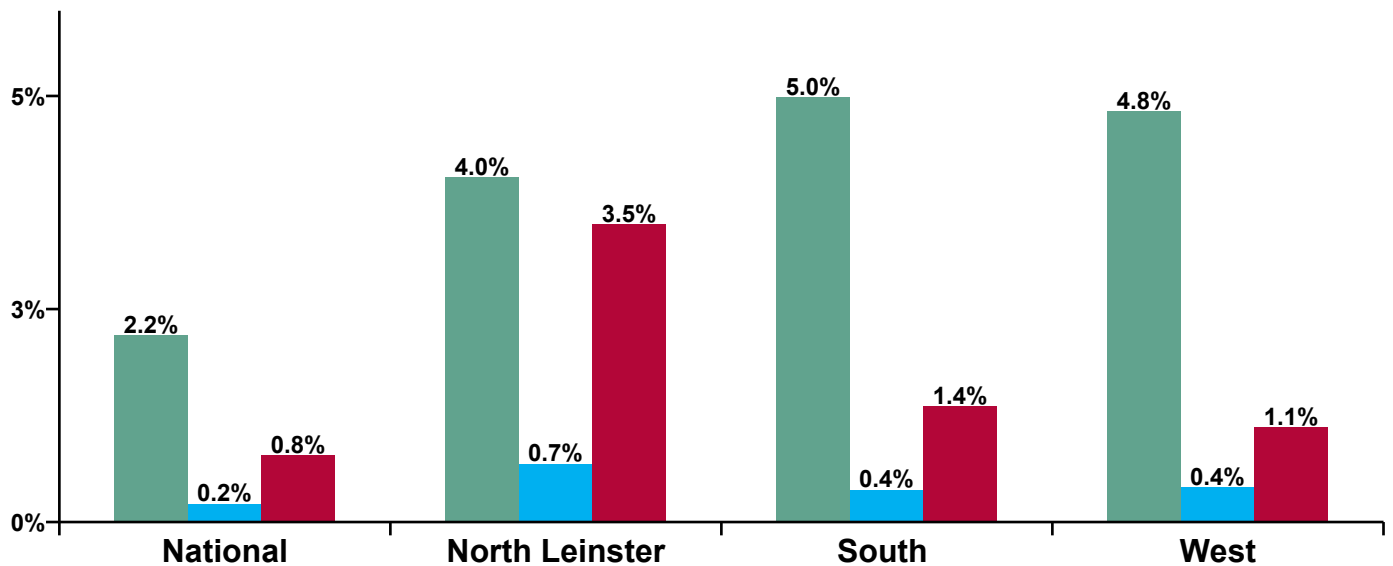
National Ambulance Service Absence Rate - by Hospital: Nov 2020	Certified absence	Self-certified absence	COVID-19 absence	Total absence rate	Certified	Self-certified	COVID-19
National Ambulance Service	4.2%	0.5%	1.9%	6.5%	64.3%	7.0%	28.7%
National	2.2%	0.2%	0.8%	3.2%	68.7%	6.7%	24.6%
North Leinster	4.0%	0.7%	3.5%	8.2%	49.2%	8.3%	42.5%
South	5.0%	0.4%	1.4%	6.7%	74.2%	5.6%	20.2%
West	4.8%	0.4%	1.1%	6.3%	76.0%	6.4%	17.5%

Total absence rate by NAS Region: Nov 2020



National Ambulance Service Absence type by Hospital: Nov 2020	Certified absence	Self-certified absence	COVID-19 absence	Total absence	Certified	Self-certified	COVID-19
Total (Nov 2020):	4.2%	0.5%	1.9%	6.5%	64.3%	7.0%	28.7%
National	2.2%	0.2%	0.8%	3.2%	68.7%	6.7%	24.6%
North Leinster	4.0%	0.7%	3.5%	8.2%	49.2%	8.3%	42.5%
South	5.0%	0.4%	1.4%	6.7%	74.2%	5.6%	20.2%
West	4.8%	0.4%	1.1%	6.3%	76.0%	6.4%	17.5%

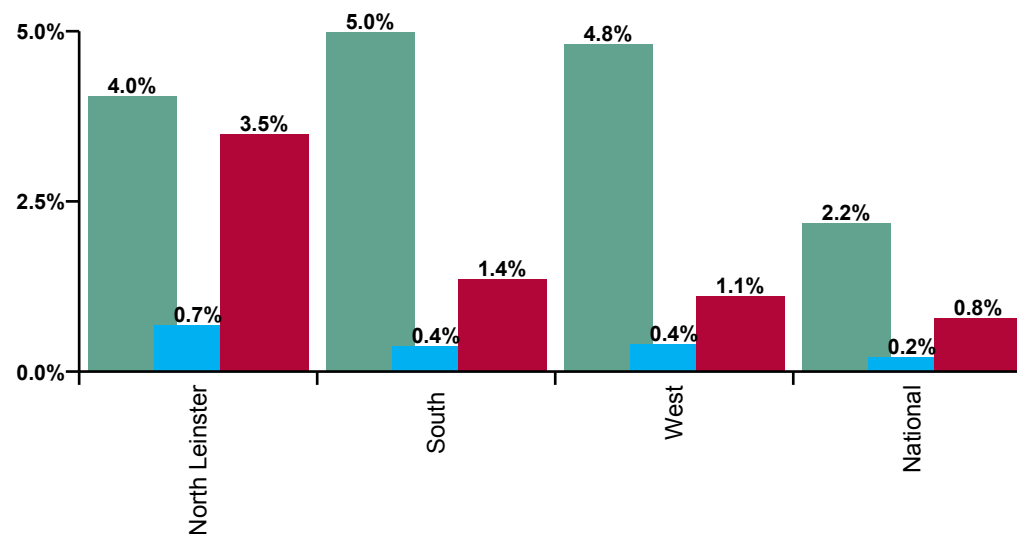
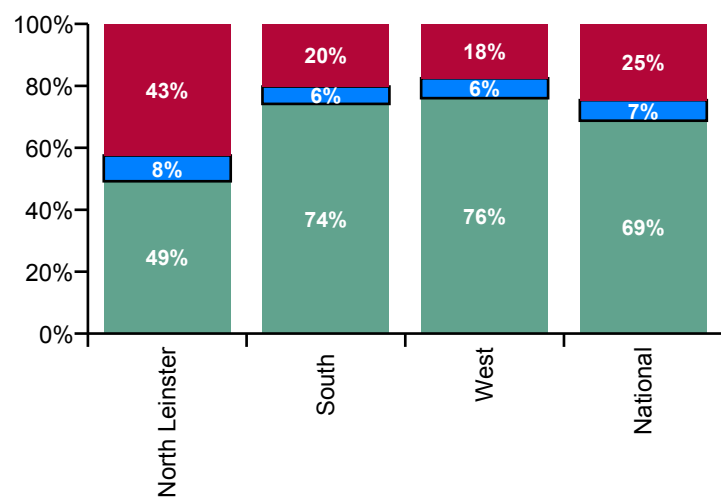
Certified, self-certified & COVID-19: Nov 2020



Legend

Certified absence
Self-certified absence
COVID-19 absence

National Ambulance Service Overall Absence Rate - by Hospital & Staff Category: Nov 2020	Medical & Dental	Nursing & Midwifery	Health & Social Care Professionals	Management & Administrative	General Support	Patient & Client Care	Certified absence	Self-certified absence	COVID-19 absence	Total absence
National Ambulance Service				2.0%	2.9%	7.2%	4.2%	0.5%	1.9%	6.5%
National				0.6%		3.6%	2.2%	0.2%	0.8%	3.2%
North Leinster				0.0%	2.7%	8.8%	4.0%	0.7%	3.5%	8.2%
South				0.0%	0.2%	7.2%	5.0%	0.4%	1.4%	6.7%
West				9.1%	3.3%	7.5%	4.8%	0.4%	1.1%	6.3%



Certified absence

Self-certified absence

COVID-19 absence

National Ambulance Service Absence Rate - by Region, Staff Category & Absence type: Nov 2020

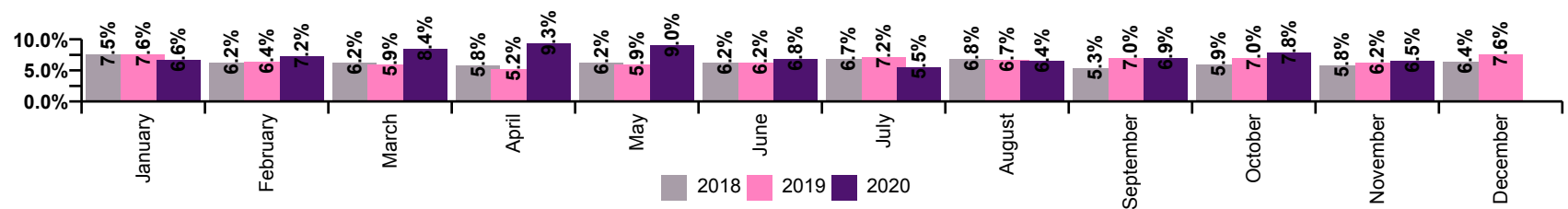
National by Staff Category Nov 2020	Certified absence	Self-certified absence	COVID-19 absence	Total absence	Certified	Self-certified	COVID-19
Total	2.2%	0.2%	0.8%	3.2%	68.7%	6.7%	24.6%
Medical & Dental							
Nursing & Midwifery							
Health & Social Care Professionals							
Management & Administrative	0.5%	0.1%	0.0%	0.6%	76.9%	23.1%	0.0%
General Support							
Patient & Client Care	2.5%	0.2%	0.9%	3.6%	68.5%	6.2%	25.3%

North Leinster by Staff Category Nov 2020	Certified absence	Self-certified absence	COVID-19 absence	Total absence	Certified	Self-certified	COVID-19
Total	4.0%	0.7%	3.5%	8.2%	49.2%	8.3%	42.5%
Medical & Dental							
Nursing & Midwifery							
Health & Social Care Professionals							
Management & Administrative	0.0%	0.0%	0.0%	0.0%			
General Support		1.4%	1.4%	2.7%	0.0%	49.3%	50.7%
Patient & Client Care	4.4%	0.7%	3.7%	8.8%	49.5%	8.1%	42.5%

South by Staff Category Nov 2020	Certified absence	Self-certified absence	COVID-19 absence	Total absence	Certified	Self-certified	COVID-19
Total	5.0%	0.4%	1.4%	6.7%	74.2%	5.6%	20.2%
Medical & Dental							
Nursing & Midwifery							
Health & Social Care Professionals							
Management & Administrative	0.0%	0.0%	0.0%	0.0%			
General Support			0.2%	0.2%	0.0%	0.0%	100.0%
Patient & Client Care	5.4%	0.4%	1.5%	7.2%	74.3%	5.6%	20.1%

West by Staff Category Nov 2020	Certified absence	Self-certified absence	COVID-19 absence	Total absence	Certified	Self-certified	COVID-19
Total	4.8%	0.4%	1.1%	6.3%	76.0%	6.4%	17.5%
Medical & Dental							
Nursing & Midwifery							
Health & Social Care Professionals							
Management & Administrative	6.4%	0.1%	2.6%	9.1%	69.8%	1.4%	28.7%
General Support	2.9%	0.3%		3.3%	89.7%	10.3%	0.0%
Patient & Client Care	5.5%	0.4%	1.5%	7.5%	73.9%	6.0%	20.1%

National Ambulance Service Absence Rate - by Staff Category	Medical & Dental	Nursing & Midwifery	Health & Social Care Professionals	Management & Administrative	General Support	Patient & Client Care	Certified absence	Self-certified absence	COVID-19 absence	Total absence
NAS: 2020				2.4%	3.5%	8.0%	5.3%	0.6%	1.4%	7.3%
November				2.0%	2.9%	7.2%	4.2%	0.5%	1.9%	6.5%
October				0.8%	3.1%	8.8%	4.8%	0.6%	2.4%	7.8%
September				1.1%	3.3%	7.7%	5.1%	0.6%	1.3%	6.9%
August				1.4%	3.8%	7.1%	5.2%	0.7%	0.5%	6.4%
July				0.3%	4.7%	6.0%	4.6%	0.6%	0.3%	5.5%
June				0.7%	4.5%	7.5%	5.8%	0.5%	0.6%	6.8%
May				2.4%	1.6%	11.0%	6.6%	0.5%	1.9%	9.0%
April				4.0%	0.0%	9.7%	5.0%	0.5%	3.8%	9.3%
March				6.5%	1.1%	8.7%	5.2%	0.7%	2.6%	8.4%
February				4.2%	1.9%	7.5%	6.5%	0.7%	0.0%	7.2%
January				3.4%	1.4%	6.8%	5.9%	0.7%	0.0%	6.6%
NAS: 2019				2.5%	4.1%	6.9%	5.8%	0.8%	0.0%	6.6%
December				4.0%	7.3%	7.8%	6.5%	1.0%	0.0%	7.6%
November				3.2%	4.0%	6.4%	5.5%	0.7%	0.0%	6.2%
October				2.7%	1.3%	7.3%	6.2%	0.8%	0.0%	7.0%
September				1.6%	1.3%	7.3%	6.2%	0.7%	0.0%	7.0%
August				2.0%	1.4%	7.1%	6.0%	0.7%	0.0%	6.7%
July				2.4%	1.2%	7.5%	6.2%	1.0%	0.0%	7.2%
June				2.9%	0.3%	6.5%	5.5%	0.7%	0.0%	6.2%
May				2.6%	0.3%	6.2%	5.2%	0.8%	0.0%	5.9%
April				2.2%	0.0%	5.5%	4.5%	0.7%	0.0%	5.2%
March				2.0%	1.3%	6.1%	5.1%	0.8%	0.0%	5.9%
February				1.5%	1.1%	6.8%	5.7%	0.7%	0.0%	6.4%
January				2.2%	9.1%	7.8%	6.6%	0.9%	0.0%	7.6%
NAS: 2018	8.6%		10.0%	2.7%	4.2%	6.5%	5.4%	0.9%	0.0%	6.3%



National Ambulance Service Absence Rate - by Hospital	National	North Leinster	South	West	Total absence	Certified absence	Self- certified absence	COVID-19 absence
NAS: 2020 overall	4.4%	7.2%	7.8%	8.5%	7.3%	5.3%	0.6%	1.4%
Medical & Dental								
Nursing & Midwifery								
Health & Social Care Professionals								
Management & Administrative	0.6%	0.3%	3.4%	9.3%	2.4%	1.6%	0.1%	0.6%
General Support		5.2%	0.7%	3.8%	3.5%	2.9%	0.5%	0.0%
Patient & Client Care	5.0%	7.7%	8.6%	9.4%	8.0%	5.8%	0.6%	1.5%
Total November:	3.2%	8.2%	6.7%	6.3%	6.5%	4.2%	0.5%	1.9%
Medical & Dental								
Nursing & Midwifery								
Health & Social Care Professionals								
Management & Administrative	0.6%	0.0%	0.0%	9.1%	2.0%	1.4%	0.1%	0.5%
General Support		2.7%	0.2%	3.3%	2.9%	2.5%	0.4%	0.1%
Patient & Client Care	3.6%	8.8%	7.2%	7.5%	7.2%	4.6%	0.5%	2.2%
Total October:	5.4%	7.2%	9.5%	8.4%	7.8%	4.8%	0.6%	2.4%
Medical & Dental								
Nursing & Midwifery								
Health & Social Care Professionals								
Management & Administrative	0.2%	0.0%	0.0%	3.9%	0.8%	0.6%	0.2%	
General Support		4.3%	2.8%	3.1%	3.1%	2.6%	0.5%	0.1%
Patient & Client Care	6.3%	7.7%	10.1%	10.9%	8.8%	5.4%	0.6%	2.9%
Total September:	4.6%	5.2%	8.8%	8.6%	6.9%	5.1%	0.6%	1.3%
Medical & Dental								
Nursing & Midwifery								
Health & Social Care Professionals								
Management & Administrative	0.8%	0.0%	0.6%	3.9%	1.1%	0.8%	0.2%	0.1%
General Support		0.0%	2.9%	3.6%	3.3%	2.6%	0.7%	0.1%
Patient & Client Care	5.2%	5.7%	9.3%	11.0%	7.7%	5.7%	0.6%	1.5%
Total August:	3.7%	5.9%	6.1%	8.6%	6.4%	5.2%	0.7%	0.5%
Medical & Dental								
Nursing & Midwifery								
Health & Social Care Professionals								
Management & Administrative	0.1%	0.9%	0.6%	6.0%	1.4%	1.4%	0.0%	
General Support		18.5%	0.0%	3.3%	3.8%	3.0%	0.7%	
Patient & Client Care	4.3%	6.0%	6.6%	11.1%	7.1%	5.8%	0.7%	0.6%
Total July:	3.4%	6.1%	5.4%	6.1%	5.5%	4.6%	0.6%	0.3%
Medical & Dental								
Nursing & Midwifery								
Health & Social Care Professionals								
Management & Administrative	0.5%	0.1%	0.0%	0.0%	0.3%	0.2%	0.1%	
General Support		11.3%	0.0%	5.0%	4.7%	4.3%	0.5%	
Patient & Client Care	3.9%	6.3%	5.8%	7.0%	6.0%	5.0%	0.6%	0.4%
Total June:	4.2%	5.6%	7.6%	8.6%	6.8%	5.8%	0.5%	0.6%
Medical & Dental								
Nursing & Midwifery								
Health & Social Care Professionals								
Management & Administrative	0.6%	1.6%	0.0%	0.0%	0.7%	0.6%	0.1%	
General Support		13.3%	0.0%	4.4%	4.5%	4.1%	0.4%	
Patient & Client Care	4.9%	5.7%	8.1%	10.7%	7.5%	6.3%	0.5%	0.7%
Total May:	5.4%	9.9%	8.6%	9.9%	9.0%	6.6%	0.5%	1.9%
Medical & Dental								
Nursing & Midwifery								
Health & Social Care Professionals								
Management & Administrative	0.0%	1.0%	29.5%	4.1%	2.4%	1.0%	0.2%	
General Support		2.5%	0.0%		1.6%		1.6%	
Patient & Client Care	6.6%	10.3%	21.2%	10.1%	11.0%	7.4%	0.5%	2.1%
Total April:	6.4%	8.8%	10.1%	10.5%	9.3%	5.0%	0.5%	3.8%
Medical & Dental								
Nursing & Midwifery								
Health & Social Care Professionals								
Management & Administrative	1.9%	0.4%	14.6%	10.4%	4.0%	3.2%		0.8%
General Support		0.0%	0.0%		0.0%			
Patient & Client Care	7.4%	9.3%	9.9%	10.6%	9.7%	5.3%	0.4%	4.0%
Total March:	5.2%	8.7%	7.4%	10.6%	8.4%	5.2%	0.7%	2.6%
Medical & Dental								
Nursing & Midwifery								
Health & Social Care Professionals								
Management & Administrative	1.8%	0.0%	8.8%	24.1%	6.5%	1.5%	0.2%	4.7%
General Support		2.0%	0.0%		1.1%	0.8%	0.3%	
Patient & Client Care	5.7%	9.4%	7.7%	10.0%	8.7%	5.4%	0.7%	2.5%
Total February:	2.9%	8.0%	7.7%	8.4%	7.2%	6.5%	0.7%	
Medical & Dental								
Nursing & Midwifery								
Health & Social Care Professionals								
Management & Administrative	0.1%	0.0%	0.0%	21.0%	4.2%	4.1%	0.1%	
General Support		4.2%	0.0%		1.9%	1.9%		
Patient & Client Care	3.3%	8.5%	8.1%	7.9%	7.5%	6.7%	0.8%	
Total January:	4.4%	6.2%	7.5%	7.6%	6.6%	5.9%	0.7%	
Medical & Dental								
Nursing & Midwifery								
Health & Social Care Professionals								
Management & Administrative	0.0%	0.0%	0.0%	15.4%	3.4%	3.3%	0.1%	
General Support		3.2%	0.0%		1.4%	1.2%	0.2%	
Patient & Client Care	5.1%	6.5%	7.8%	7.3%	6.8%	6.1%	0.8%	
NAS: 2019 overall	3.8%	6.6%	6.5%	7.9%	6.6%	5.8%	0.8%	
Medical & Dental								
Nursing & Midwifery								
Health & Social Care Professionals								
Management & Administrative	3.2%	0.0%	7.2%	4.2%	2.5%	2.2%	0.2%	
General Support	8.2%	3.3%	0.1%	100.0%	4.1%	3.5%	0.6%	
Patient & Client Care	3.7%	7.0%	6.7%	8.0%	6.9%	6.0%	0.8%	
NAS: 2018 overall	3.9%	6.4%	6.3%	7.4%	6.3%	5.4%	0.9%	
Medical & Dental		19.4%		4.8%	8.6%	8.4%	0.3%	
Nursing & Midwifery		0.0%		0.0%	0.0%			
Health & Social Care Professionals		0.0%		14.8%	10.0%	80.0%	20.0%	
Management & Administrative	2.9%	2.0%	4.0%	3.1%	2.7%	2.2%	0.4%	
General Support	6.7%	2.3%	1.4%	15.0%	4.2%	3.9%	0.3%	
Patient & Client Care	3.7%	6.7%	6.5%	7.6%	6.5%	5.6%	0.9%	