

# Children's Health Ireland Employment Report: December 2021

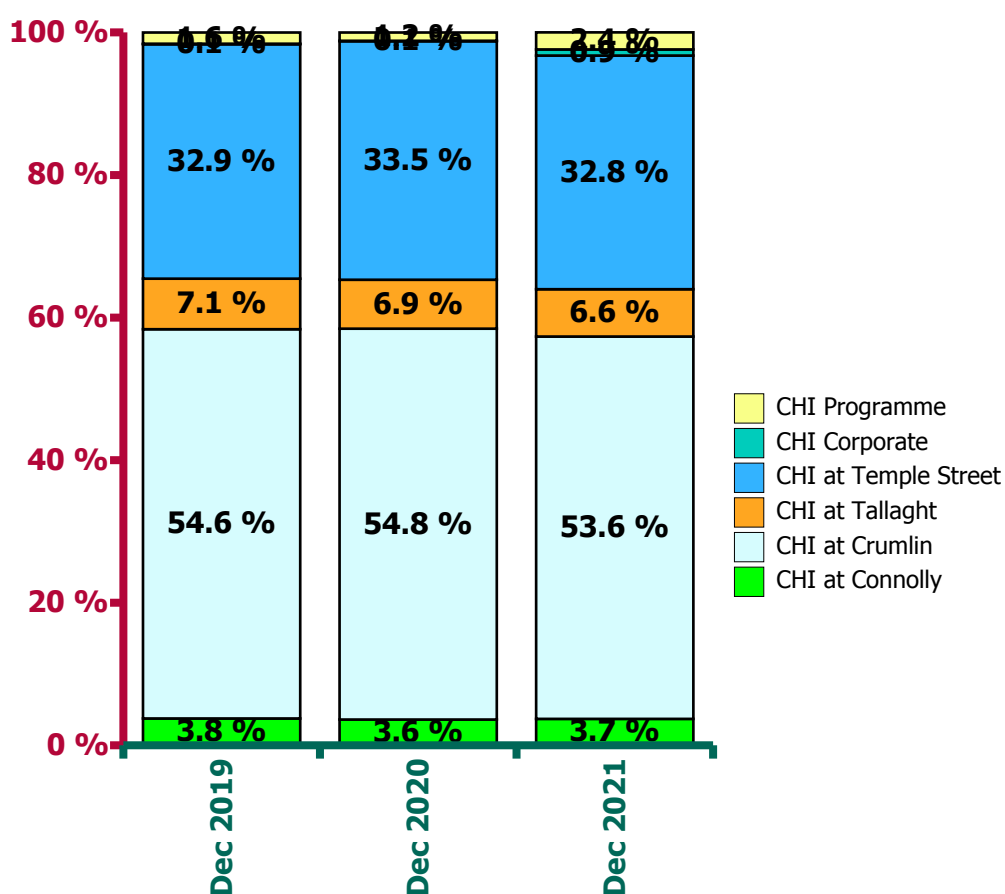
## Employment by Staff Group

| Dec 2021                                      | WTE Dec 2019 | WTE Dec 2020 | WTE Nov 2021 | WTE Dec 2021 | WTE change since Nov 21 | WTE change since Dec 20 | % change since Dec 20 | WTE change since Dec 19 | % change since Dec 19 | No. Dec 2021 |
|---|--------------|--------------|--------------|--------------|-------------------------|-------------------------|-----------------------|-------------------------|-----------------------|--------------|
| <b>Overall</b>                                | <b>3,602</b> | <b>3,762</b> | <b>3,941</b> | <b>3,974</b> | <b>+33</b>              | <b>+212</b>             | <b>+5.6%</b>          | <b>+371</b>             | <b>+10.3%</b>         | <b>4,539</b> |
| Consultants                                   | 220          | 237          | 243          | 246          | +3                      | +9                      | +4.0%                 | +26                     | +11.9%                | 271          |
| Registrars                                    | 204          | 217          | 216          | 213          | -4                      | -5                      | -2.1%                 | +9                      | +4.2%                 | 228          |
| SHO/ Interns                                  | 88           | 95           | 103          | 104          | +2                      | +9                      | +9.3%                 | +16                     | +18.3%                | 105          |
| Medical/ Dental, other                        | 1            | 1            | 1            | 1            |                         | -0                      | -15.1%                | -0                      | -15.1%                | 2            |
| <b>Medical &amp; Dental</b>                   | <b>514</b>   | <b>551</b>   | <b>564</b>   | <b>564</b>   | <b>+1</b>               | <b>+14</b>              | <b>+2.5%</b>          | <b>+51</b>              | <b>+9.9%</b>          | <b>606</b>   |
| Nurse/ Midwife Manager                        | 331          | 334          | 357          | 359          | +2                      | +25                     | +7.5%                 | +28                     | +8.4%                 | 425          |
| Nurse/ Midwife Specialist & AN/MP             | 152          | 172          | 185          | 187          | +2                      | +15                     | +8.6%                 | +35                     | +23.0%                | 232          |
| Staff Nurse/ Staff Midwife                    | 805          | 850          | 913          | 906          | -7                      | +56                     | +6.6%                 | +101                    | +12.5%                | 1,043        |
| Pre-registration Nurse/ Midwife Intern        | 12           |              | 14           | 14           | -0                      | +14                     | -100.0%               | +2                      | +13.2%                | 28           |
| Pre-registration Nurse Intern (COVID-19)      |              | 13           |              |              |                         | -13                     | -100.0%               |                         | -100.0%               |              |
| Post-registration Nurse/ Midwife Student      | 63           | 43           | 47           | 47           | -0                      | +4                      | +9.5%                 | -16                     | -25.2%                | 48           |
| Nursing/ Midwifery awaiting registration      |              |              | 2            | 2            | +0                      | +2                      | -100.0%               | +2                      | -100.0%               | 2            |
| Nursing/ Midwifery Student                    | 75           | 56           | 63           | 63           | -0                      | +7                      | +12.5%                | -12                     | -16.2%                | 78           |
| Nursing/ Midwifery other                      | 10           | 8            | 7            | 7            | +1                      | -1                      | -15.0%                | -3                      | -33.0%                | 8            |
| <b>Nursing &amp; Midwifery</b>                | <b>1,374</b> | <b>1,421</b> | <b>1,525</b> | <b>1,522</b> | <b>-3</b>               | <b>+101</b>             | <b>+7.1%</b>          | <b>+148</b>             | <b>+10.8%</b>         | <b>1,786</b> |
| Therapy Professions                           | 136          | 145          | 163          | 167          | +4                      | +22                     | +14.8%                | +31                     | +22.6%                | 195          |
| Health Science/ Diagnostics                   | 280          | 285          | 297          | 300          | +3                      | +15                     | +5.3%                 | +20                     | +7.0%                 | 326          |
| Social Workers                                | 57           | 60           | 64           | 65           | +1                      | +5                      | +8.4%                 | +8                      | +14.0%                | 77           |
| Psychologists                                 | 38           | 42           | 47           | 47           | +1                      | +6                      | +13.4%                | +9                      | +24.6%                | 61           |
| Pharmacy                                      | 45           | 51           | 61           | 61           | +0                      | +10                     | +18.9%                | +16                     | +36.4%                | 67           |
| H&SC, Other                                   | 25           | 26           | 25           | 27           | +3                      | +1                      | +4.8%                 | +2                      | +7.8%                 | 34           |
| <b>Health &amp; Social Care Professionals</b> | <b>581</b>   | <b>609</b>   | <b>656</b>   | <b>667</b>   | <b>+11</b>              | <b>+58</b>              | <b>+9.5%</b>          | <b>+86</b>              | <b>+14.8%</b>         | <b>760</b>   |
| Management (VIII & above)                     | 52           | 54           | 67           | 68           | +1                      | +15                     | +27.7%                | +16                     | +31.1%                | 70           |
| Administrative/ Supervisory (V to VII)        | 272          | 299          | 315          | 322          | +7                      | +23                     | +7.8%                 | +50                     | +18.4%                | 345          |
| Clerical (III & IV)                           | 420          | 409          | 415          | 418          | +3                      | +9                      | +2.2%                 | -2                      | -0.5%                 | 489          |
| <b>Management &amp; Administrative</b>        | <b>744</b>   | <b>762</b>   | <b>797</b>   | <b>809</b>   | <b>+12</b>              | <b>+47</b>              | <b>+6.2%</b>          | <b>+64</b>              | <b>+8.6%</b>          | <b>904</b>   |
| Support                                       | 195          | 210          | 200          | 205          | +5                      | -5                      | -2.2%                 | +10                     | +5.1%                 | 237          |
| Maintenance/ Technical                        | 15           | 15           | 16           | 16           | +0                      | +1                      | +6.7%                 | +1                      | +6.7%                 | 16           |
| <b>General Support</b>                        | <b>210</b>   | <b>225</b>   | <b>216</b>   | <b>221</b>   | <b>+5</b>               | <b>-4</b>               | <b>-1.6%</b>          | <b>+11</b>              | <b>+5.2%</b>          | <b>253</b>   |
| Health Care Assistants                        | 165          | 182          | 172          | 179          | +8                      | -2                      | -1.3%                 | +14                     | +8.8%                 | 215          |
| Care, other                                   | 14           | 13           | 11           | 11           | -0                      | -2                      | -17.4%                | -3                      | -20.1%                | 15           |
| <b>Patient &amp; Client Care</b>              | <b>179</b>   | <b>195</b>   | <b>183</b>   | <b>191</b>   | <b>+7</b>               | <b>-5</b>               | <b>-2.4%</b>          | <b>+12</b>              | <b>+6.5%</b>          | <b>230</b>   |

## Children's Health Ireland Employment by Hospital: Dec 2021

| Dec 2021             | WTE Dec 2019 | WTE Dec 2020 | WTE Nov 2021 | WTE Dec 2021 | WTE change since Nov 21 | WTE change since Dec 20 | % change since Dec 20 | WTE change since Dec 19 | % change since Dec 19 | No. Dec 2021 |
|----------------------|--------------|--------------|--------------|--------------|-------------------------|-------------------------|-----------------------|-------------------------|-----------------------|--------------|
| <b>Overall</b>       | <b>3,602</b> | <b>3,762</b> | <b>3,941</b> | <b>3,974</b> | <b>+33</b>              | <b>+212</b>             | <b>+5.6%</b>          | <b>+371</b>             | <b>+10.3%</b>         | <b>4,539</b> |
| CHI at Connolly      | 136          | 136          | 144          | 147          | +4                      | +11                     | +8.2%                 | +12                     | +8.6%                 | 168          |
| CHI at Crumlin       | 1,967        | 2,062        | 2,123        | 2,131        | +9                      | +69                     | +3.3%                 | +164                    | +8.3%                 | 2,434        |
| CHI at Tallaght      | 255          | 259          | 254          | 264          | +10                     | +5                      | +2.0%                 | +8                      | +3.3%                 | 303          |
| CHI at Temple Street | 1,184        | 1,259        | 1,294        | 1,302        | +8                      | +43                     | +3.4%                 | +118                    | +9.9%                 | 1,498        |
| CHI Corporate        | 3            | 2            | 29           | 35           | +5                      | +33                     | #####                 | +32                     | #####                 | 35           |
| CHI Programme        | 57           | 44           | 97           | 95           | -2                      | +50                     | +113.7%               | +38                     | +66.6%                | 101          |

Children's Health Ireland



## Children's Health Ireland Employment by Administration (HSE / S38): December 2021

| Dec 2021                    | WTE Dec 2019 | WTE Dec 2020 | WTE Nov 2021 | WTE Dec 2021 | WTE change since Nov 21 | WTE change since Dec 20 | % change since Dec 20 | WTE change since Dec 19 | % change since Dec 19 | No. Dec 2021 |
|-----------------------------|--------------|--------------|--------------|--------------|-------------------------|-------------------------|-----------------------|-------------------------|-----------------------|--------------|
| <b>Overall</b>              | <b>3,602</b> | <b>3,762</b> | <b>3,941</b> | <b>3,974</b> | <b>+33</b>              | <b>+212</b>             | <b>+5.6%</b>          | <b>+371</b>             | <b>+10.3%</b>         | <b>4,539</b> |
| <b>HSE</b>                  | <b>3</b>     | <b>2</b>     |              |              |                         | <b>-2</b>               | <b>-100.0%</b>        | <b>-3</b>               | <b>-100.0%</b>        |              |
| <b>Section 38 Hospitals</b> | <b>3,599</b> | <b>3,760</b> | <b>3,941</b> | <b>3,974</b> | <b>+33</b>              | <b>+214</b>             | <b>+5.7%</b>          | <b>+374</b>             | <b>+10.4%</b>         | <b>4,539</b> |

### Section 38 Hospitals

| Dec 2021                                      | WTE Dec 2019 | WTE Dec 2020 | WTE Nov 2021 | WTE Dec 2021 | WTE change since Nov 21 | WTE change since Dec 20 | % change since Dec 20 | WTE change since Dec 19 | % change since Dec 19 | No. Dec 2021 |
|---|--------------|--------------|--------------|--------------|-------------------------|-------------------------|-----------------------|-------------------------|-----------------------|--------------|
| <b>Overall</b>                                | <b>3,599</b> | <b>3,760</b> | <b>3,941</b> | <b>3,974</b> | <b>+33</b>              | <b>+214</b>             | <b>+5.7%</b>          | <b>+374</b>             | <b>+10.4%</b>         | <b>4,539</b> |
| Consultants                                   | 220          | 237          | 243          | 246          | +3                      | +9                      | +4.0%                 | +26                     | +12%                  | 271          |
| Registrars                                    | 204          | 217          | 216          | 213          | -4                      | -5                      | -2.1%                 | +9                      | +4%                   | 228          |
| SHO/ Interns                                  | 88           | 95           | 103          | 104          | +2                      | +9                      | +9.3%                 | +16                     | +18%                  | 105          |
| Medical/ Dental, other                        | 1            | 1            | 1            | 1            |                         | -0                      | -15.1%                | -0                      | -15%                  | 2            |
| <b>Medical &amp; Dental</b>                   | <b>514</b>   | <b>551</b>   | <b>564</b>   | <b>564</b>   | <b>+1</b>               | <b>+14</b>              | <b>+2.5%</b>          | <b>+51</b>              | <b>+9.9%</b>          | <b>606</b>   |
| Nurse/ Midwife Manager                        | 331          | 334          | 357          | 359          | +2                      | +25                     | +7.5%                 | +28                     | +8%                   | 425          |
| Nurse/ Midwife Specialist & AN/MP             | 152          | 172          | 185          | 187          | +2                      | +15                     | +8.6%                 | +35                     | +23%                  | 232          |
| Staff Nurse/ Staff Midwife                    | 805          | 850          | 913          | 906          | -7                      | +56                     | +6.6%                 | +101                    | +13%                  | 1,043        |
| Pre-registration Nurse/ Midwife Intern        | 12           |              | 14           | 14           | -0                      | +2                      | -100.0%               | +2                      | +13.2%                | 28           |
| Pre-registration Nurse Intern (COVID-19)      |              | 13           |              |              |                         |                         | -100.0%               |                         | -100.0%               |              |
| Post-registration Nurse/ Midwife Student      | 63           | 43           | 47           | 47           | -0                      | -16                     | +9.5%                 | -16                     | -25.2%                | 48           |
| Nursing/ Midwifery awaiting registration      |              |              | 2            | 2            | +0                      | +2                      | -100.0%               | +2                      | -100.0%               | 2            |
| Nursing/ Midwifery Student                    | 75           | 56           | 63           | 63           | -0                      | +7                      | +12.5%                | -12                     | -16%                  | 78           |
| Nursing/ Midwifery other                      | 10           | 8            | 7            | 7            | +1                      | -1                      | -15.0%                | -3                      | -33%                  | 8            |
| <b>Nursing &amp; Midwifery</b>                | <b>1,374</b> | <b>1,421</b> | <b>1,525</b> | <b>1,522</b> | <b>-3</b>               | <b>+101</b>             | <b>+7.1%</b>          | <b>+148</b>             | <b>+10.8%</b>         | <b>1,786</b> |
| Therapy Professions                           | 136          | 145          | 163          | 167          | +4                      | +22                     | +14.8%                | +31                     | +23%                  | 195          |
| Health Science/ Diagnostics                   | 280          | 285          | 297          | 300          | +3                      | +15                     | +5.3%                 | +20                     | +7%                   | 326          |
| Social Workers                                | 57           | 60           | 64           | 65           | +1                      | +5                      | +8.4%                 | +8                      | +14%                  | 77           |
| Psychologists                                 | 38           | 42           | 47           | 47           | +1                      | +6                      | +13.4%                | +9                      | +25%                  | 61           |
| Pharmacy                                      | 45           | 51           | 61           | 61           | +0                      | +10                     | +18.9%                | +16                     | +36%                  | 67           |
| H&SC, Other                                   | 25           | 26           | 25           | 27           | +3                      | +1                      | +4.8%                 | +2                      | +8%                   | 34           |
| <b>Health &amp; Social Care Professionals</b> | <b>581</b>   | <b>609</b>   | <b>656</b>   | <b>667</b>   | <b>+11</b>              | <b>+58</b>              | <b>+9.5%</b>          | <b>+86</b>              | <b>+14.8%</b>         | <b>760</b>   |
| Management (VIII & above)                     | 49           | 52           | 67           | 68           | +1                      | +17                     | +32.6%                | +19                     | +39%                  | 70           |
| Administrative/ Supervisory (V to VII)        | 272          | 299          | 315          | 322          | +7                      | +23                     | +7.8%                 | +50                     | +18%                  | 345          |
| Clerical (III & IV)                           | 420          | 409          | 415          | 418          | +3                      | +9                      | +2.2%                 | -2                      | -1%                   | 489          |
| <b>Management &amp; Administrative</b>        | <b>741</b>   | <b>760</b>   | <b>797</b>   | <b>809</b>   | <b>+12</b>              | <b>+49</b>              | <b>+6.5%</b>          | <b>+67</b>              | <b>+9.1%</b>          | <b>904</b>   |
| Support                                       | 195          | 210          | 200          | 205          | +5                      | -5                      | -2.2%                 | +10                     | +5%                   | 237          |
| Maintenance/ Technical                        | 15           | 15           | 16           | 16           | +0                      | +1                      | +6.7%                 | +1                      | +7%                   | 16           |
| <b>General Support</b>                        | <b>210</b>   | <b>225</b>   | <b>216</b>   | <b>221</b>   | <b>+5</b>               | <b>-4</b>               | <b>-1.6%</b>          | <b>+11</b>              | <b>+5.2%</b>          | <b>253</b>   |
| Health Care Assistants                        | 165          | 182          | 172          | 179          | +8                      | -2                      | -1.3%                 | +14                     | +9%                   | 215          |
| Care, other                                   | 14           | 13           | 11           | 11           | -0                      | -2                      | -17.4%                | -3                      | -20%                  | 15           |
| <b>Patient &amp; Client Care</b>              | <b>179</b>   | <b>195</b>   | <b>183</b>   | <b>191</b>   | <b>+7</b>               | <b>-5</b>               | <b>-2.4%</b>          | <b>+12</b>              | <b>+6.5%</b>          | <b>230</b>   |

## Children's Health Ireland Employment by Hospital & Staff Category: December 2021

### CHI at Connolly

| Dec 2021                                      | WTE Dec 2019 | WTE Dec 2020 | WTE Nov 2021 | WTE Dec 2021 | WTE change since Nov 21 | WTE change since Dec 20 | % change since Dec 20 | WTE change since Dec 19 | % change since Dec 19 | No. Dec 2021 |
|---|--------------|--------------|--------------|--------------|-------------------------|-------------------------|-----------------------|-------------------------|-----------------------|--------------|
| <b>Overall</b>                                | <b>136</b>   | <b>136</b>   | <b>144</b>   | <b>147</b>   | <b>+4</b>               | <b>+11</b>              | <b>+8.2%</b>          | <b>+12</b>              | <b>+8.6%</b>          | <b>168</b>   |
| Consultants                                   | 10           | 11           | 9            | 10           | +1                      | -0                      | -2.2%                 | +1                      | +5.2%                 | 11           |
| Registrars                                    | 11           | 7            | 12           | 11           | -1                      | +4                      | +53.0%                | +0                      | +2.0%                 | 12           |
| SHO/ Interns                                  | 4            | 3            | 3            | 3            | -0                      |                         | 0.0                   | -1                      | -25.0%                | 3            |
| <b>Medical &amp; Dental</b>                   | <b>24</b>    | <b>21</b>    | <b>24</b>    | <b>24</b>    | <b>-0</b>               | <b>+3</b>               | <b>+17.0%</b>         | <b>-0</b>               | <b>-1.2%</b>          | <b>26</b>    |
| Nurse/ Midwife Manager                        | 17           | 17           | 17           | 19           | +1                      | +2                      | +13.9%                | +2                      | +12.5%                | 21           |
| Nurse/ Midwife Specialist & AN/MP             | 2            | 4            | 6            | 7            | +1                      | +3                      | +83.2%                | +4                      | +176.8%               | 7            |
| Staff Nurse/ Staff Midwife                    | 17           | 20           | 18           | 20           | +1                      | +0                      | +0.4%                 | +2                      | +13.1%                | 28           |
| <b>Nursing &amp; Midwifery</b>                | <b>37</b>    | <b>40</b>    | <b>42</b>    | <b>45</b>    | <b>+3</b>               | <b>+5</b>               | <b>+13.6%</b>         | <b>+9</b>               | <b>+23.6%</b>         | <b>56</b>    |
| Therapy Professions                           | 5            | 6            | 6            | 6            | 0                       |                         | 0.0                   | +1                      | +10.0%                | 6            |
| Health Science/ Diagnostics                   | 11           | 10           | 9            | 10           | +1                      | -0                      | -1.3%                 | -1                      | -8.9%                 | 10           |
| Social Workers                                | 7            | 6            | 8            | 8            | +0                      | +2                      | +42.2%                | +1                      | +20.0%                | 10           |
| Psychologists                                 | 4            | 7            | 8            | 8            | +0                      | +1                      | +15.2%                | +4                      | +97.2%                | 10           |
| Pharmacy                                      | 2            | 2            | 3            | 3            | -0                      | +1                      | +48.5%                | +1                      | +48.5%                | 3            |
| H&SC, Other                                   | 2            | 3            | 2            | 2            | -0                      | -1                      | -35.6%                | -1                      | -24.9%                | 2            |
| <b>Health &amp; Social Care Professionals</b> | <b>31</b>    | <b>33</b>    | <b>35</b>    | <b>36</b>    | <b>+1</b>               | <b>+3</b>               | <b>+10.0%</b>         | <b>+5</b>               | <b>+16.6%</b>         | <b>41</b>    |
| Management (VIII & above)                     |              |              | 1            | 0            | -1                      | +0                      | -100.0%               | +0                      | -100.0%               | 1            |
| Administrative/ Supervisory (V to VII)        | 4            | 5            | 3            | 2            | -0                      | -3                      | -51.4%                | -2                      | -45.9%                | 3            |
| Clerical (III & IV)                           | 26           | 24           | 25           | 26           | +1                      | +2                      | +7.8%                 | -0                      | -0.5%                 | 27           |
| <b>Management &amp; Administrative</b>        | <b>30</b>    | <b>29</b>    | <b>29</b>    | <b>28</b>    | <b>-1</b>               | <b>-1</b>               | <b>-1.8%</b>          | <b>-2</b>               | <b>-6.7%</b>          | <b>31</b>    |
| Support                                       | 3            | 3            | 3            | 3            | 0                       |                         | 0.0                   |                         |                       | 3            |
| <b>General Support</b>                        | <b>3</b>     | <b>3</b>     | <b>3</b>     | <b>3</b>     |                         |                         |                       |                         | <b>0.0</b>            | <b>3</b>     |
| Health Care Assistants                        | 10           | 10           | 9            | 10           | +0                      | -1                      | -5.2%                 | -1                      | -7.2%                 | 10           |
| Care, other                                   |              | 1            | 1            | 1            | 0                       |                         | 0.0                   | +1                      | -100.0%               | 1            |
| <b>Patient &amp; Client Care</b>              | <b>10</b>    | <b>11</b>    | <b>10</b>    | <b>11</b>    | <b>+0</b>               | <b>-1</b>               | <b>-4.7%</b>          | <b>+0</b>               | <b>+2.3%</b>          | <b>11</b>    |

# CHI at Crumlin

| Dec 2021                                 | WTE Dec 2019 | WTE Dec 2020 | WTE Nov 2021 | WTE Dec 2021 | WTE change since Nov 21 | WTE change since Dec 20 | % change since Dec 20 | WTE change since Dec 19 | % change since Dec 19 | No. Dec 2021 |
|--|--------------|--------------|--------------|--------------|-------------------------|-------------------------|-----------------------|-------------------------|-----------------------|--------------|
| Overall                                  | 1,967        | 2,062        | 2,123        | 2,131        | +9                      | +69                     | +3.3%                 | +164                    | +8.3%                 | 2,434        |
| Consultants                              | 112          | 116          | 122          | 124          | +2                      | +8                      | +7.2%                 | +12                     | +10.6%                | 130          |
| Registrars                               | 105          | 113          | 116          | 116          | +0                      | +3                      | +2.7%                 | +12                     | +11.4%                | 123          |
| SHO/ Interns                             | 38           | 38           | 42           | 43           | +0                      | +5                      | +11.9%                | +5                      | +11.9%                | 43           |
| Medical/ Dental, other                   | 1            | 1            | 1            | 1            | 0                       |                         | 0.0                   |                         |                       | 1            |
| Medical & Dental                         | 255          | 268          | 281          | 284          | +3                      | +16                     | +6.0%                 | +28                     | +11.1%                | 297          |
| Nurse/ Midwife Manager                   | 159          | 155          | 170          | 173          | +4                      | +18                     | +11.8%                | +14                     | +8.8%                 | 204          |
| Nurse/ Midwife Specialist & AN/MP        | 103          | 114          | 119          | 121          | +1                      | +7                      | +6.4%                 | +18                     | +17.8%                | 150          |
| Staff Nurse/ Staff Midwife               | 477          | 518          | 560          | 553          | -8                      | +35                     | +6.7%                 | +76                     | +15.9%                | 627          |
| Pre-registration Nurse/ Midwife Intern   | 6            |              | 8            | 8            | -0                      | +8                      | -100.0%               | +1                      | +17.2%                | 15           |
| Post-registration Nurse/ Midwife Student | 31           | 9            | 14           | 14           | 0                       | +5                      | +55.6%                | -17                     | -54.4%                | 14           |
| Nursing/ Midwifery Student               | 37           | 9            | 22           | 22           | -0                      | +13                     | +138.9%               | -16                     | -42.0%                | 29           |
| Nursing/ Midwifery other                 | 7            | 5            | 4            | 4            | +1                      | -0                      | -8.6%                 | -3                      | -38.0%                | 5            |
| Nursing & Midwifery                      | 783          | 800          | 875          | 873          | -2                      | +72                     | +9.0%                 | +90                     | +11.5%                | 1,015        |
| Therapy Professions                      | 66           | 70           | 78           | 79           | +1                      | +9                      | +13.4%                | +13                     | +19.9%                | 90           |
| Health Science/ Diagnostics              | 171          | 174          | 183          | 184          | +1                      | +11                     | +6.1%                 | +13                     | +7.8%                 | 200          |
| Social Workers                           | 28           | 28           | 30           | 30           | -0                      | +1                      | +4.8%                 | +2                      | +6.7%                 | 35           |
| Psychologists                            | 18           | 19           | 21           | 20           | -1                      | +1                      | +3.7%                 | +2                      | +10.3%                | 27           |
| Pharmacy                                 | 34           | 39           | 46           | 45           | -1                      | +6                      | +14.7%                | +11                     | +31.8%                | 51           |
| H&SC, Other                              | 16           | 15           | 13           | 16           | +3                      | +1                      | +5.0%                 | -0                      | -1.3%                 | 20           |
| Health & Social Care Professionals       | 333          | 345          | 370          | 374          | +3                      | +29                     | +8.3%                 | +41                     | +12.3%                | 423          |
| Management (VIII & above)                | 17           | 26           | 13           | 14           | +1                      | -12                     | -47.9%                | -3                      | -19.2%                | 14           |
| Administrative/ Supervisory (V to VII)   | 121          | 144          | 139          | 141          | +2                      | -3                      | -1.7%                 | +20                     | +16.6%                | 155          |
| Clerical (III & IV)                      | 206          | 202          | 188          | 188          | +0                      | -14                     | -6.9%                 | -18                     | -8.6%                 | 226          |
| Management & Administrative              | 344          | 372          | 340          | 343          | +3                      | -29                     | -7.7%                 | -1                      | -0.3%                 | 395          |
| Support                                  | 139          | 147          | 140          | 142          | +2                      | -5                      | -3.5%                 | +3                      | +2.3%                 | 168          |
| Maintenance/ Technical                   | 10           | 10           | 10           | 10           | +0                      |                         | 0.0                   |                         |                       | 10           |
| General Support                          | 149          | 157          | 150          | 152          | +2                      | -5                      | -3.3%                 | +3                      | +2.1%                 | 178          |
| Health Care Assistants                   | 97           | 114          | 100          | 100          | +0                      | -14                     | -12.3%                | +3                      | +3.1%                 | 119          |
| Care, other                              | 7            | 7            | 7            | 7            | -0                      | -0                      | -3.2%                 | -1                      | -7.2%                 | 7            |
| Patient & Client Care                    | 104          | 121          | 106          | 106          | +0                      | -14                     | -11.8%                | +2                      | +2.4%                 | 126          |

CHI at Tallaght

| Dec 2021                                 | WTE Dec 2019 | WTE Dec 2020 | WTE Nov 2021 | WTE Dec 2021 | WTE change since Nov 21 | WTE change since Dec 20 | % change since Dec 20 | WTE change since Dec 19 | % change since Dec 19 | No. Dec 2021 |
|--|--------------|--------------|--------------|--------------|-------------------------|-------------------------|-----------------------|-------------------------|-----------------------|--------------|
| Overall                                  | 255          | 259          | 254          | 264          | +10                     | +5                      | +2.0%                 | +8                      | +3.3%                 | 303          |
| Consultants                              | 18           | 20           | 20           | 19           | -1                      | -1                      | -5.0%                 | +1                      | +4.2%                 | 19           |
| Registrars                               | 20           | 19           | 15           | 14           | -1                      | -5                      | -26.4%                | -6                      | -28.3%                | 15           |
| SHO/ Interns                             | 17           | 20           | 19           | 20           | +0                      | -0                      | -1.4%                 | +3                      | +17.1%                | 20           |
| Medical & Dental                         | 55           | 60           | 54           | 53           | -1                      | -6                      | -10.8%                | -2                      | -3.6%                 | 54           |
| Nurse/ Midwife Manager                   | 37           | 35           | 38           | 37           | -1                      | +1                      | +3.6%                 | -1                      | -1.6%                 | 44           |
| Nurse/ Midwife Specialist & AN/MP        | 8            | 12           | 13           | 13           | -1                      | +0                      | +1.8%                 | +5                      | +63.6%                | 15           |
| Staff Nurse/ Staff Midwife               | 80           | 74           | 72           | 73           | +0                      | -2                      | -2.2%                 | -8                      | -9.5%                 | 82           |
| Post-registration Nurse/ Midwife Student |              |              | 2            | 2            | 0                       | +2                      | -100.0%               | +2                      | -100.0%               | 2            |
| Nursing/ Midwifery awaiting registration |              |              |              | 1            | +1                      | +1                      | -100.0%               | +1                      | -100.0%               | 1            |
| Nursing/ Midwifery Student               |              |              | 2            | 3            | +1                      | +3                      | -100.0%               | +3                      | -100.0%               | 3            |
| Nursing/ Midwifery other                 | 3            | 3            | 2            | 2            | 0                       | -1                      | -32.3%                | -1                      | -32.3%                | 2            |
| Nursing & Midwifery                      | 128          | 125          | 127          | 127          | -1                      | +2                      | +1.6%                 | -1                      | -0.9%                 | 146          |
| Therapy Professions                      | 9            | 13           | 14           | 16           | +2                      | +3                      | +21.2%                | +7                      | +74.9%                | 20           |
| Health Science/ Diagnostics              | 2            | 2            | 3            | 3            | 0                       | +1                      | +66.7%                | +0                      | +20.8%                | 3            |
| Social Workers                           | 5            | 6            | 5            | 5            | +0                      | -1                      | -17.9%                |                         |                       | 5            |
| Psychologists                            | 2            | 4            | 4            | 5            | +1                      | +1                      | +39.5%                | +3                      | +118.1%               | 6            |
| H&SC, Other                              | 2            | 2            | 2            | 2            | 0                       |                         | 0.0                   |                         |                       | 2            |
| Health & Social Care Professionals       | 20           | 26           | 27           | 30           | +3                      | +4                      | +16.8%                | +10                     | +51.4%                | 36           |
| Management (VIII & above)                | 2            | 1            |              |              |                         | -1                      | -100.0%               | -2                      | -100.0%               |              |
| Administrative/ Supervisory (V to VII)   | 10           | 8            | 9            | 10           | +1                      | +2                      | +25.6%                | +0                      | +0.8%                 | 12           |
| Clerical (III & IV)                      | 28           | 29           | 29           | 30           | +1                      | +1                      | +3.2%                 | +2                      | +7.4%                 | 35           |
| Management & Administrative              | 40           | 38           | 38           | 40           | +2                      | +2                      | +5.4%                 | +0                      | +0.4%                 | 47           |
| Household Services                       | 3            | 3            | 1            | 1            | 0                       | -2                      | -77.3%                | -2                      | -77.3%                | 2            |
| Other Support                            | 1            |              |              |              |                         |                         | -100.0%               | -1                      | -100.0%               |              |
| Support                                  | 4            | 3            | 1            | 1            | 0                       | -2                      | -77.3%                | -3                      | -83.3%                | 2            |
| General Support                          | 4            | 3            | 1            | 1            |                         | -2                      | -77.3%                | -3                      | -83.3%                | 2            |
| Attendant/ Aide                          |              |              |              | 1            | +1                      | +1                      | -100.0%               | +1                      | -100.0%               | 1            |
| Health Care Assistant/ Care Assistant    | 8            | 7            | 6            | 12           | +6                      | +5                      | +78.6%                | +4                      | +57.8%                | 17           |
| Health Care Assistants                   | 8            | 7            | 6            | 13           | +7                      | +6                      | +93.3%                | +5                      | +70.8%                | 18           |
| Other Care Grades                        | 1            | 1            |              |              |                         | -1                      | -100.0%               | -1                      | -100.0%               |              |
| Care, other                              | 1            | 1            |              |              |                         | -1                      | -100.0%               | -1                      | -100.0%               |              |
| Patient & Client Care                    | 9            | 8            | 6            | 13           | +7                      | +5                      | +68.6%                | +4                      | +51.2%                | 18           |

# CHI at Temple Street

| Dec 2021                                 | WTE Dec 2019 | WTE Dec 2020 | WTE Nov 2021 | WTE Dec 2021 | WTE change since Nov 21 | WTE change since Dec 20 | % change since Dec 20 | WTE change since Dec 19 | % change since Dec 19 | No. Dec 2021 |
|--|--------------|--------------|--------------|--------------|-------------------------|-------------------------|-----------------------|-------------------------|-----------------------|--------------|
| Overall                                  | 1,184        | 1,259        | 1,294        | 1,302        | +8                      | +43                     | +3.4%                 | +118                    | +9.9%                 | 1,498        |
| Consultants                              | 79           | 89           | 86           | 86           | +0                      | -3                      | -3.2%                 | +7                      | +9.3%                 | 102          |
| Registrars                               | 69           | 77           | 73           | 70           | -2                      | -6                      | -8.1%                 | +1                      | +1.8%                 | 77           |
| SHO/ Interns                             | 29           | 34           | 37           | 39           | +1                      | +5                      | +13.6%                | +10                     | +33.2%                | 39           |
| Medical/ Dental, other                   | 1            | 1            | 0            | 0            | 0                       | -0                      | -30.4%                | -0                      | -30.4%                | 1            |
| Medical & Dental                         | 178          | 201          | 196          | 196          | -1                      | -5                      | -2.3%                 | +18                     | +10.1%                | 219          |
| Nurse/ Midwife Manager                   | 114          | 124          | 124          | 123          | -1                      | -1                      | -0.8%                 | +9                      | +7.8%                 | 149          |
| Nurse/ Midwife Specialist & AN/MP        | 39           | 43           | 46           | 47           | +1                      | +4                      | +9.9%                 | +8                      | +19.4%                | 60           |
| Staff Nurse/ Staff Midwife               | 231          | 239          | 262          | 261          | -1                      | +23                     | +9.5%                 | +30                     | +13.1%                | 306          |
| Pre-registration Nurse/ Midwife Intern   | 6            |              | 7            | 7            | -0                      | +7                      | -100.0%               | +1                      | +8.9%                 | 13           |
| Pre-registration Nurse Intern (COVID-19) |              | 13           |              |              |                         | -13                     | -100.0%               |                         | -100.0%               |              |
| Post-registration Nurse/ Midwife Student | 32           | 34           | 31           | 31           | -0                      | -3                      | -8.6%                 | -1                      | -3.6%                 | 32           |
| Nursing/ Midwifery awaiting registration |              |              | 2            | 1            | -1                      | +1                      | -100.0%               | +1                      | -100.0%               | 1            |
| Nursing/ Midwifery Student               | 38           | 47           | 40           | 39           | -1                      | -8                      | -18.1%                | +0                      | +1.0%                 | 46           |
| Nursing/ Midwifery other                 | 1            | 1            | 1            | 1            | 0                       |                         | 0.0                   |                         |                       | 1            |
| Nursing & Midwifery                      | 424          | 453          | 473          | 471          | -2                      | +17                     | +3.8%                 | +47                     | +11.1%                | 562          |
| Therapy Professions                      | 54           | 55           | 64           | 65           | +1                      | +10                     | +18.9%                | +11                     | +20.9%                | 78           |
| Health Science/ Diagnostics              | 92           | 98           | 99           | 99           | +0                      | +2                      | +1.9%                 | +8                      | +8.7%                 | 109          |
| Social Workers                           | 18           | 19           | 22           | 22           | +1                      | +3                      | +16.9%                | +5                      | +27.0%                | 27           |
| Psychologists                            | 14           | 12           | 14           | 15           | +1                      | +2                      | +19.4%                | +1                      | +5.6%                 | 18           |
| Pharmacy                                 | 8            | 10           | 12           | 13           | +1                      | +3                      | +29.2%                | +4                      | +52.2%                | 13           |
| H&SC, Other                              | 5            | 7            | 8            | 8            | +0                      | +2                      | +22.7%                | +3                      | +51.7%                | 10           |
| Health & Social Care Professionals       | 191          | 200          | 219          | 223          | +4                      | +22                     | +11.1%                | +32                     | +16.8%                | 255          |
| Management (VIII & above)                | 17           | 15           | 16           | 16           | 0                       | +1                      | +5.1%                 | -1                      | -5.1%                 | 16           |
| Administrative/ Supervisory (V to VII)   | 114          | 123          | 110          | 113          | +3                      | -10                     | -8.3%                 | -1                      | -1.1%                 | 117          |
| Clerical (III & IV)                      | 151          | 148          | 158          | 158          | +0                      | +10                     | +6.6%                 | +7                      | +4.9%                 | 184          |
| Management & Administrative              | 282          | 287          | 284          | 287          | +3                      | +0                      | +0.1%                 | +5                      | +1.9%                 | 317          |
| Support                                  | 50           | 57           | 56           | 59           | +4                      | +3                      | +4.6%                 | +10                     | +20.0%                | 64           |
| Maintenance/ Technical                   | 5            | 5            | 6            | 6            | 0                       | +1                      | +20.0%                | +1                      | +20.0%                | 6            |
| General Support                          | 55           | 62           | 62           | 65           | +4                      | +4                      | +5.9%                 | +11                     | +20.0%                | 70           |
| Health Care Assistants                   | 50           | 51           | 57           | 57           | +0                      | +6                      | +11.3%                | +7                      | +13.6%                | 68           |
| Care, other                              | 6            | 5            | 4            | 4            | -0                      | -1                      | -24.0%                | -2                      | -39.3%                | 7            |
| Patient & Client Care                    | 56           | 56           | 60           | 60           | -0                      | +5                      | +8.3%                 | +4                      | +8.1%                 | 75           |

## CHI Corporate

| Dec 2021                               | WTE Dec 2019 | WTE Dec 2020 | WTE Nov 2021 | WTE Dec 2021 | WTE change since Nov 21 | WTE change since Dec 20 | % change since Dec 20 | WTE change since Dec 19 | % change since Dec 19 | No. Dec 2021 |
|--|--------------|--------------|--------------|--------------|-------------------------|-------------------------|-----------------------|-------------------------|-----------------------|--------------|
| Overall                                | 3            | 2            | 29           | 35           | +5                      | +33                     | #####                 | +32                     | #####                 | 35           |
| Consultants                            |              |              | 2            | 2            | 0                       | +2                      | -100.0%               | +2                      | -100.0%               | 2            |
| Medical & Dental                       |              |              | 2            | 2            |                         | +2                      | -100.0%               | +2                      | -100.0%               | 2            |
| Director of Nursing/Midwifery          |              |              | 2            | 2            | 0                       | +2                      | -100.0%               | +2                      | -100.0%               | 2            |
| Nurse/ Midwife Manager                 |              |              | 2            | 2            | 0                       | +2                      | -100.0%               | +2                      | -100.0%               | 2            |
| Nursing & Midwifery                    |              |              | 2            | 2            |                         | +2                      | -100.0%               | +2                      | -100.0%               | 2            |
| Management (VIII & above)              | 3            | 2            | 13           | 15           | +2                      | +13                     | +649.5%               | +12                     | +399.7%               | 15           |
| Middle Management (V-VII)              |              |              | 6            | 8            | +2                      | +8                      | -100.0%               | +8                      | -100.0%               | 8            |
| Administrative/ Supervisory (V to VII) |              |              | 6            | 8            | +2                      | +8                      | -100.0%               | +8                      | -100.0%               | 8            |
| General Administrative (III & IV)      |              |              | 6            | 8            | +2                      | +8                      | -100.0%               | +8                      | -100.0%               | 8            |
| Clerical (III & IV)                    |              |              | 6            | 8            | +2                      | +8                      | -100.0%               | +8                      | -100.0%               | 8            |
| Management & Administrative            | 3            | 2            | 25           | 31           | +5                      | +29                     | +1432.5%              | +28                     | +921.7%               | 31           |

## CHI Programme

| Dec 2021                               | WTE Dec 2019 | WTE Dec 2020 | WTE Nov 2021 | WTE Dec 2021 | WTE change since Nov 21 | WTE change since Dec 20 | % change since Dec 20 | WTE change since Dec 19 | % change since Dec 19 | No. Dec 2021 |
|--|--------------|--------------|--------------|--------------|-------------------------|-------------------------|-----------------------|-------------------------|-----------------------|--------------|
| Overall                                | 57           | 44           | 97           | 95           | -2                      | +50                     | +113.7%               | +38                     | +66.6%                | 101          |
| Consultants                            | 1            | 2            | 5            | 5            | 0                       | +3                      | +208.7%               | +4                      | +408.8%               | 7            |
| Registrar                              |              |              | 1            | 1            | 0                       | +1                      | -100.0%               | +1                      | -100.0%               | 1            |
| Specialist Registrar                   |              | 1            |              |              |                         | -1                      | -100.0%               |                         | -100.0%               |              |
| Registrars                             |              | 1            | 1            | 1            | 0                       |                         | 0.0                   | +1                      | -100.0%               | 1            |
| Medical & Dental                       | 1            | 3            | 6            | 6            |                         | +3                      | +125.2%               | +5                      | +518.7%               | 8            |
| Nurse/ Midwife Manager                 | 4            | 3            | 6            | 5            | -1                      | +2                      | +70.9%                | +1                      | +36.7%                | 5            |
| Nursing & Midwifery                    | 4            | 3            | 6            | 5            | -1                      | +2                      | +70.9%                | +1                      | +36.7%                | 5            |
| Therapy Professions                    | 2            | 2            | 1            | 1            | 0                       | -1                      | -50.0%                | -1                      | -50.0%                | 1            |
| Health Science/ Diagnostics            | 5            | 2            | 4            | 4            | 0                       | +2                      | +88.8%                | -1                      | -24.5%                | 4            |
| Social Workers                         |              | 1            |              |              |                         | -1                      | -100.0%               |                         | -100.0%               |              |
| Social Workers                         |              | 1            |              |              |                         | -1                      | -100.0%               |                         | -100.0%               |              |
| Health & Social Care Professionals     | 7            | 5            | 5            | 5            |                         | -0                      | -5.2%                 | -2                      | -31.9%                | 5            |
| Management (VIII & above)              | 14           | 10           | 25           | 24           | -1                      | +14                     | +147.7%               | +10                     | +73.2%                | 24           |
| Administrative/ Supervisory (V to VII) | 22           | 18           | 47           | 47           | -0                      | +29                     | +157.2%               | +25                     | +117.2%               | 50           |
| Clerical (III & IV)                    | 10           | 6            | 9            | 8            | -0                      | +2                      | +41.2%                | -1                      | -14.5%                | 9            |
| Management & Administrative            | 45           | 34           | 80           | 79           | -1                      | +45                     | +133.9%               | +34                     | +74.9%                | 83           |

# Children's Health Ireland Employment by Grade Group & Staff Category: December 2021

| Dec 2021                                     | WTE Dec 2019 | WTE Dec 2020 | WTE Nov 2021 | WTE Dec 2021 | WTE change since Nov 21 | WTE change since Dec 20 | % change since Dec 20 | WTE change since Dec 19 | % change since Dec 19 | No. Dec 2021  |
|--|--------------|--------------|--------------|--------------|-------------------------|-------------------------|-----------------------|-------------------------|-----------------------|---------------|
| <b>Overall</b>                               | <b>3,602</b> | <b>3,762</b> | <b>3,941</b> | <b>3,974</b> | <b>+33</b>              | <b>+212</b>             | <b>+5.6%</b>          | <b>+5.6%</b>            | <b>+10.3%</b>         | <b>4,539</b>  |
| Consultant Anaesthesia                       | 24           | 28           | 28           | 28           | -0                      | -1                      | -3.4%                 | -0                      | +12.5%                | +29           |
| Consultant Emergency Medicine                | 10           | 14           | 17           | 16           | -0                      | +2                      | +16.9%                | +0                      | +63.7%                | +19           |
| Consultant Intensive Care Medicine           | 11           | 13           | 13           | 13           | +0                      | +0                      | +0.3%                 | +0                      | +18.2%                | +15           |
| Consultant Medicine                          | 31           | 34           | 35           | 37           | +2                      | +3                      | +7.6%                 | +0                      | +18.0%                | +38           |
| Consultant Paediatrics                       | 74           | 76           | 77           | 78           | +1                      | +3                      | +3.5%                 | +0                      | +6.5%                 | +89           |
| Consultant Pathology                         | 14           | 14           | 14           | 14           |                         | +1                      | +3.7%                 | +0                      | +3.7%                 | +14           |
| Consultant Psychiatry                        | 5            | 6            | 4            | 4            |                         | -2                      | -27.7%                | -0                      | -25.9%                | +5            |
| Consultant Radiology                         | 15           | 16           | 15           | 15           | -0                      | -0                      | -1.2%                 | -0                      | +2.1%                 | +16           |
| Consultant Surgery                           | 36           | 37           | 41           | 41           | +0                      | +4                      | +10.7%                | +0                      | +13.8%                | +46           |
| <b>Consultants</b>                           | <b>220</b>   | <b>237</b>   | <b>243</b>   | <b>246</b>   | <b>+3</b>               | <b>+9</b>               | <b>+4.0%</b>          | <b>+0</b>               | <b>+11.9%</b>         | <b>+271</b>   |
| Registrar                                    | 96           | 95           | 92           | 91           | -1                      | -4                      | -4.1%                 | -0                      | -5.9%                 | +96           |
| Specialist Registrar                         | 108          | 123          | 125          | 122          | -3                      | -1                      | -0.5%                 | -0                      | +13.3%                | +132          |
| <b>Registrars</b>                            | <b>204</b>   | <b>217</b>   | <b>216</b>   | <b>213</b>   | <b>-4</b>               | <b>-5</b>               | <b>-2.1%</b>          | <b>-0</b>               | <b>+4.2%</b>          | <b>+228</b>   |
| Interns                                      | 2            | 2            | 10           | 11           | +1                      | +9                      | #####                 | +5                      | +450.0%               | +11           |
| Senior House Officer                         | 86           | 93           | 93           | 93           | +0                      | -0                      | -0.2%                 | -0                      | +8.2%                 | +94           |
| <b>SHO/ Interns</b>                          | <b>88</b>    | <b>95</b>    | <b>103</b>   | <b>104</b>   | <b>+2</b>               | <b>+9</b>               | <b>+9.3%</b>          | <b>+0</b>               | <b>+18.3%</b>         | <b>+105</b>   |
| Other Medical                                | 1            | 1            | 1            | 1            |                         | -0                      | -15.1%                | -0                      | -15.1%                | +2            |
| <b>Medical/ Dental, other</b>                | <b>1</b>     | <b>1</b>     | <b>1</b>     | <b>1</b>     |                         | <b>-0</b>               | <b>-15.1%</b>         | <b>-0</b>               | <b>-15.1%</b>         | <b>+2</b>     |
| <b>Medical &amp; Dental</b>                  | <b>514</b>   | <b>551</b>   | <b>564</b>   | <b>564</b>   | <b>+1</b>               | <b>+14</b>              | <b>+2.5%</b>          | <b>+0</b>               | <b>+9.9%</b>          | <b>+606</b>   |
| Clinical Nurse/ Midwife Manager              | 294          | 296          | 319          | 318          | -0                      | +22                     | +7.5%                 | +0                      | +8.1%                 | +381          |
| Director Nursing/Midwifery, Assistant        | 32           | 33           | 32           | 34           | +2                      | +1                      | +1.9%                 | +0                      | +5.7%                 | +37           |
| Director of Nursing/Midwifery                | 5            | 5            | 7            | 7            |                         | +2                      | +40.0%                | +0                      | +40.0%                | +7            |
| <b>Nurse/ Midwife Manager</b>                | <b>331</b>   | <b>334</b>   | <b>357</b>   | <b>359</b>   | <b>+2</b>               | <b>+25</b>              | <b>+7.5%</b>          | <b>+0</b>               | <b>+8.4%</b>          | <b>+425</b>   |
| Advanced Nurse/ Midwife Practitioner         | 18           | 27           | 26           | 25           | -0                      | -2                      | -5.9%                 | -0                      | +39.4%                | +26           |
| Clinical Nurse/ Midwife Specialist           | 134          | 145          | 159          | 162          | +2                      | +16                     | +11.3%                | +0                      | +20.8%                | +206          |
| <b>Nurse/ Midwife Specialist &amp; AN/MP</b> | <b>152</b>   | <b>172</b>   | <b>185</b>   | <b>187</b>   | <b>+2</b>               | <b>+15</b>              | <b>+8.6%</b>          | <b>+0</b>               | <b>+23.0%</b>         | <b>+232</b>   |
| Nursing Bank                                 | 6            | 3            | 2            | 2            | +0                      | -1                      | -22.0%                | -0                      | -67.9%                | +6            |
| Staff Nurses [General/ Children's]           | 799          | 848          | 911          | 904          | -7                      | +56                     | +6.6%                 | +0                      | +13.1%                | +1,037        |
| <b>Staff Nurse/ Staff Midwife</b>            | <b>805</b>   | <b>850</b>   | <b>913</b>   | <b>906</b>   | <b>-7</b>               | <b>+56</b>              | <b>+6.6%</b>          | <b>+0</b>               | <b>+12.5%</b>         | <b>+1,043</b> |
| Pre-registration Nurse/ Midwife Intern       | 12           |              | 14           | 14           | -0                      | +14                     | -100.0%               | -1                      | +13.2%                | +28           |
| Pre-registration Nurse Intern (COVID-19)     |              | 13           |              |              |                         | -13                     | -100.0%               | -1                      | -100.0%               |               |
| Post-registration Nurse/ Midwife Student     | 63           | 43           | 47           | 47           | -0                      | +4                      | +9.5%                 | +0                      | -25.2%                | +48           |
| Nursing/ Midwifery awaiting registration     |              |              | 2            | 2            | +0                      | +2                      | -100.0%               | -1                      | -100.0%               | +2            |
| <b>Nursing/ Midwifery Student</b>            | <b>75</b>    | <b>56</b>    | <b>63</b>    | <b>63</b>    | <b>-0</b>               | <b>+7</b>               | <b>+12.5%</b>         | <b>+0</b>               | <b>-16.2%</b>         | <b>+78</b>    |
| Nursing Education/Clinical                   | 10           | 8            | 7            | 7            | +1                      | -1                      | -15.0%                | -0                      | -33.0%                | +8            |
| <b>Nursing/ Midwifery other</b>              | <b>10</b>    | <b>8</b>     | <b>7</b>     | <b>7</b>     | <b>+1</b>               | <b>-1</b>               | <b>-15.0%</b>         | <b>-0</b>               | <b>-33.0%</b>         | <b>+8</b>     |
| <b>Nursing &amp; Midwifery</b>               | <b>1,374</b> | <b>1,421</b> | <b>1,525</b> | <b>1,522</b> | <b>-3</b>               | <b>+101</b>             | <b>+7.1%</b>          | <b>+0</b>               | <b>+10.8%</b>         | <b>+1,786</b> |
| Dietitians                                   | 46           | 55           | 56           | 57           | +1                      | +2                      | +3.0%                 | +0                      | +23.5%                | +69           |
| Occupational Therapists                      | 20           | 22           | 27           | 28           | +1                      | +6                      | +29.3%                | +0                      | +42.1%                | +31           |
| Orthoptists                                  | 6            | 5            | 7            | 7            | -0                      | +1                      | +22.6%                | +0                      | +7.5%                 | +9            |
| Physiotherapists                             | 49           | 46           | 56           | 57           | +1                      | +11                     | +23.6%                | +0                      | +17.5%                | +64           |

| Dec 2021                                      | WTE Dec 2019 | WTE Dec 2020 | WTE Nov 2021 | WTE Dec 2021 | WTE change since Nov 21 | WTE change since Dec 20 | % change since Dec 20 | WTE change since Dec 19 | % change since Dec 19 | No. Dec 2021 |
|---|--------------|--------------|--------------|--------------|-------------------------|-------------------------|-----------------------|-------------------------|-----------------------|--------------|
| <b>Overall</b>                                | <b>3,602</b> | <b>3,762</b> | <b>3,941</b> | <b>3,974</b> | <b>+33</b>              | <b>+212</b>             | <b>+5.6%</b>          | <b>+5.6%</b>            | <b>+10.3%</b>         | <b>4,539</b> |
| Speech & Language Therapists                  | 15           | 17           | 18           | 18           | -0                      | +1                      | +8.3%                 | +0                      | +16.7%                | +22          |
| <b>Therapy Professions</b>                    | <b>136</b>   | <b>145</b>   | <b>163</b>   | <b>167</b>   | <b>+4</b>               | <b>+22</b>              | <b>+14.8%</b>         | <b>+0</b>               | <b>+22.6%</b>         | <b>+195</b>  |
| Audiology                                     | 6            | 7            | 7            | 7            |                         |                         | 0.0                   |                         | +23.6%                | +8           |
| Biochemists                                   | 5            | 4            | 6            | 6            | +0                      | +2                      | +50.0%                | +1                      | +9.9%                 | +6           |
| Cardiac Physiologists                         | 16           | 14           | 15           | 14           | -1                      | -0                      | -0.1%                 | -0                      | -11.0%                | +17          |
| Clinical Engineering                          | 14           | 13           | 11           | 12           | +1                      | -1                      | -4.0%                 | -0                      | -11.1%                | +12          |
| Medical Science                               | 120          | 127          | 124          | 128          | +4                      | +2                      | +1.3%                 | +0                      | +7.1%                 | +139         |
| Neuro-Physiologists                           | 11           | 11           | 11           | 11           | -0                      | -1                      | -7.1%                 | -0                      | 0.0                   | +12          |
| Perfusionists                                 | 5            | 5            | 5            | 5            |                         |                         | 0.0                   |                         | 0.0                   | +5           |
| Phlebotomists                                 | 3            | 3            | 4            | 4            |                         | +1                      | +36.9%                | +0                      | +36.9%                | +4           |
| Physicists                                    | 37           | 35           | 33           | 32           | -1                      | -3                      | -7.2%                 | -0                      | -12.8%                | +38          |
| Radiographers                                 | 56           | 57           | 72           | 71           | -0                      | +14                     | +24.9%                | +0                      | +27.8%                | +75          |
| Respiratory Physiologists                     | 8            | 9            | 9            | 9            | -0                      | -0                      | -0.5%                 | -0                      | +7.3%                 | +10          |
| <b>Health Science/ Diagnostics</b>            | <b>280</b>   | <b>285</b>   | <b>297</b>   | <b>300</b>   | <b>+3</b>               | <b>+15</b>              | <b>+5.3%</b>          | <b>+0</b>               | <b>+7.0%</b>          | <b>+326</b>  |
| <b>Social Workers</b>                         | <b>57</b>    | <b>60</b>    | <b>64</b>    | <b>65</b>    | <b>+1</b>               | <b>+5</b>               | <b>+8.4%</b>          | <b>+0</b>               | <b>+14.0%</b>         | <b>+77</b>   |
| <b>Psychologists</b>                          | <b>38</b>    | <b>42</b>    | <b>47</b>    | <b>47</b>    | <b>+1</b>               | <b>+6</b>               | <b>+13.4%</b>         | <b>+0</b>               | <b>+24.6%</b>         | <b>+61</b>   |
| Pharmacists                                   | 26           | 31           | 39           | 39           | -1                      | +8                      | +24.5%                | +0                      | +47.4%                | +41          |
| Pharmacy Technicians                          | 19           | 20           | 21           | 22           | +1                      | +2                      | +10.3%                | +0                      | +20.9%                | +26          |
| <b>Pharmacy</b>                               | <b>45</b>    | <b>51</b>    | <b>61</b>    | <b>61</b>    | <b>+0</b>               | <b>+10</b>              | <b>+18.9%</b>         | <b>+0</b>               | <b>+36.4%</b>         | <b>+67</b>   |
| Counsellor Therapists                         | 1            | 1            |              |              |                         | -1                      | -100.0%               | -1                      | -100.0%               |              |
| HSCP Trainees/ Students                       | 2            | 2            | 1            | 3            | +2                      | +1                      | +49.5%                | +0                      | +49.5%                | +3           |
| Other Health & Social Care                    | 3            | 3            | 3            | 3            | +0                      | +1                      | +25.1%                | +0                      | +8.1%                 | +5           |
| Play Therapists/ Specialists                  | 19           | 20           | 21           | 21           | +0                      | +1                      | +3.4%                 | +0                      | +9.1%                 | +26          |
| <b>H&amp;SC, Other</b>                        | <b>25</b>    | <b>26</b>    | <b>25</b>    | <b>27</b>    | <b>+3</b>               | <b>+1</b>               | <b>+4.8%</b>          | <b>+0</b>               | <b>+7.8%</b>          | <b>+34</b>   |
| <b>Health &amp; Social Care Professionals</b> | <b>581</b>   | <b>609</b>   | <b>656</b>   | <b>667</b>   | <b>+11</b>              | <b>+58</b>              | <b>+9.5%</b>          | <b>+0</b>               | <b>+14.8%</b>         | <b>+760</b>  |
| Executive Management                          | 9            | 12           | 13           | 12           | -1                      | +0                      | +3.1%                 | +0                      | +26.8%                | +12          |
| Senior Management (VIII & GM)                 | 43           | 42           | 54           | 56           | +2                      | +14                     | +34.5%                | +0                      | +32.0%                | +58          |
| <b>Management (VIII &amp; above)</b>          | <b>52</b>    | <b>54</b>    | <b>67</b>    | <b>68</b>    | <b>+1</b>               | <b>+15</b>              | <b>+27.7%</b>         | <b>+0</b>               | <b>+31.1%</b>         | <b>+70</b>   |
| <b>Administrative/ Supervisory (V to VII)</b> | <b>272</b>   | <b>299</b>   | <b>315</b>   | <b>322</b>   | <b>+7</b>               | <b>+23</b>              | <b>+7.8%</b>          | <b>+0</b>               | <b>+18.4%</b>         | <b>+345</b>  |
| <b>Clerical (III &amp; IV)</b>                | <b>420</b>   | <b>409</b>   | <b>415</b>   | <b>418</b>   | <b>+3</b>               | <b>+9</b>               | <b>+2.2%</b>          | <b>+0</b>               | <b>-0.5%</b>          | <b>+489</b>  |
| <b>Management &amp; Administrative</b>        | <b>744</b>   | <b>762</b>   | <b>797</b>   | <b>809</b>   | <b>+12</b>              | <b>+47</b>              | <b>+6.2%</b>          | <b>+0</b>               | <b>+8.6%</b>          | <b>+904</b>  |
| Catering                                      | 11           | 12           | 13           | 14           | +0                      | +1                      | +9.8%                 | +0                      | +18.5%                | +14          |
| Household Services                            | 76           | 77           | 79           | 80           | +2                      | +3                      | +4.0%                 | +0                      | +6.1%                 | +98          |
| Other Labs & Associated                       | 15           | 19           | 19           | 21           | +2                      | +2                      | +11.8%                | +0                      | +45.9%                | +23          |
| Other Support                                 | 43           | 45           | 41           | 40           | -0                      | -5                      | -10.1%                | -0                      | -5.9%                 | +48          |
| Portering                                     | 50           | 56           | 48           | 49           | +2                      | -7                      | -11.8%                | -0                      | -1.9%                 | +54          |
| <b>Support</b>                                | <b>195</b>   | <b>210</b>   | <b>200</b>   | <b>205</b>   | <b>+5</b>               | <b>-5</b>               | <b>-2.2%</b>          | <b>-0</b>               | <b>+5.1%</b>          | <b>+237</b>  |
| <b>Maintenance/ Technical</b>                 | <b>15</b>    | <b>15</b>    | <b>16</b>    | <b>16</b>    | <b>+0</b>               | <b>+1</b>               | <b>+6.7%</b>          | <b>+0</b>               | <b>+6.7%</b>          | <b>+16</b>   |
| <b>General Support</b>                        | <b>210</b>   | <b>225</b>   | <b>216</b>   | <b>221</b>   | <b>+5</b>               | <b>-4</b>               | <b>-1.6%</b>          | <b>-0</b>               | <b>+5.2%</b>          | <b>+253</b>  |
| Attendant/ Aide                               | 5            | 4            | 4            | 5            | +2                      | +1                      | +30.7%                | +0                      | +4.6%                 | +6           |
| Health & Social Care Assistants               | 4            | 5            | 6            | 6            | +0                      | +1                      | +21.3%                | +0                      | +55.0%                | +8           |
| Health Care Assistant/ Care Assistant         | 156          | 158          | 162          | 168          | +6                      | +10                     | +6.5%                 | +0                      | +7.7%                 | +201         |

| Dec 2021                             | WTE Dec 2019 | WTE Dec 2020 | WTE Nov 2021 | WTE Dec 2021 | WTE change since Nov 21 | WTE change since Dec 20 | % change since Dec 20 | WTE change since Dec 19 | % change since Dec 19 | No. Dec 2021 |
|--------------------------------------|--------------|--------------|--------------|--------------|-------------------------|-------------------------|-----------------------|-------------------------|-----------------------|--------------|
| <b>Overall</b>                       | <b>3,602</b> | <b>3,762</b> | <b>3,941</b> | <b>3,974</b> | <b>+33</b>              | <b>+212</b>             | <b>+5.6%</b>          | <b>+5.6%</b>            | <b>+10.3%</b>         | <b>4,539</b> |
| HCA (Student Nurse/Midwife COVID-19) |              | 15           |              |              |                         | -15                     | -100.0%               | -1                      | -100.0%               |              |
| <b>Health Care Assistants</b>        | <b>165</b>   | <b>182</b>   | <b>172</b>   | <b>179</b>   | <b>+8</b>               | <b>-2</b>               | <b>-1.3%</b>          | <b>-0</b>               | <b>+8.8%</b>          | <b>+215</b>  |
| Other Care Grades                    | 8            | 8            | 5            | 5            | -0                      | -3                      | -34.2%                | -0                      | -36.3%                | +9           |
| Pastoral Care                        | 6            | 5            | 6            | 6            | +0                      | +0                      | +7.6%                 | +0                      | +3.9%                 | +6           |
| <b>Care, other</b>                   | <b>14</b>    | <b>13</b>    | <b>11</b>    | <b>11</b>    | <b>-0</b>               | <b>-2</b>               | <b>-17.4%</b>         | <b>-0</b>               | <b>-20.1%</b>         | <b>+15</b>   |
| <b>Patient &amp; Client Care</b>     | <b>179</b>   | <b>195</b>   | <b>183</b>   | <b>191</b>   | <b>+7</b>               | <b>-5</b>               | <b>-2.4%</b>          | <b>-0</b>               | <b>+6.5%</b>          | <b>+230</b>  |

## Employment by WTE, Headcount, Gender, Full-Time /Part-Time etc.: Dec 2021

| Children's Health Ireland             | WTE          | Headcount    | WTE: no.    | % Male       | % female      | Male WTE: no. | Female WTE: no. | % Total Perm  | % Male Perm   | % Female Perm | % Total Full Time | % Total Part Time | % Male FT     | % Female FT  |
|---------------------------------------|--------------|--------------|-------------|--------------|---------------|---------------|-----------------|---------------|---------------|---------------|-------------------|-------------------|---------------|--------------|
| <b>Overall</b>                        | <b>3,974</b> | <b>4,539</b> | <b>1.14</b> | <b>15.8%</b> | <b>84.2%</b>  | <b>1.05</b>   | <b>1.16</b>     | <b>80.2%</b>  | <b>70.8%</b>  | <b>82.0%</b>  | <b>70.5%</b>      | <b>29.5%</b>      | <b>93.6%</b>  | <b>66.2%</b> |
| Consultant Anaesthesia                | 28           | 29           | 1.05        | 58.6%        | 41.4%         | 1.06          | 1.05            | 93.1%         | 93.1%         | 91.7%         | 89.7%             | 10.3%             | 88.2%         | 91.7%        |
| Consultant Emergency Medicine         | 16           | 19           | 1.16        | 36.8%        | 63.2%         | 1.17          | 1.16            | 94.7%         | 94.7%         | 91.7%         | 68.4%             | 31.6%             | 71.4%         | 66.7%        |
| Consultant Intensive Care Medicine    | 13           | 15           | 1.15        | 26.7%        | 73.3%         | 1.33          | 1.10            | 100.0%        | 100.0%        | 100.0%        | 73.3%             | 26.7%             | 50.0%         | 81.8%        |
| Consultant Medicine                   | 37           | 38           | 1.03        | 44.7%        | 55.3%         | 1.05          | 1.02            | 97.4%         | 97.4%         | 95.2%         | 94.7%             | 5.3%              | 94.1%         | 95.2%        |
| Consultant Paediatrics                | 78           | 89           | 1.14        | 32.6%        | 67.4%         | 1.07          | 1.17            | 80.9%         | 80.9%         | 81.7%         | 77.5%             | 22.5%             | 86.2%         | 73.3%        |
| Consultant Pathology                  | 14           | 14           | 1.00        | 28.6%        | 71.4%         | 1.00          | 1.00            | 100.0%        | 100.0%        | 100.0%        | 100.0%            | 0.0%              | 100.0%        | 100.0%       |
| Consultant Psychiatry                 | 4            | 5            | 1.25        | 20.0%        | 80.0%         | 1.00          | 1.33            | 100.0%        | 100.0%        | 100.0%        | 60.0%             | 40.0%             | 100.0%        | 50.0%        |
| Consultant Radiology                  | 15           | 16           | 1.04        | 25.0%        | 75.0%         | 1.00          | 1.06            | 93.8%         | 93.8%         | 91.7%         | 93.8%             | 6.3%              | 100.0%        | 91.7%        |
| Consultant Surgery                    | 41           | 46           | 1.12        | 69.6%        | 30.4%         | 1.09          | 1.20            | 84.8%         | 84.8%         | 85.7%         | 78.3%             | 21.7%             | 84.4%         | 64.3%        |
| <b>Consultants</b>                    | <b>246</b>   | <b>271</b>   | <b>1.10</b> | <b>42.4%</b> | <b>57.6%</b>  | <b>1.08</b>   | <b>1.12</b>     | <b>89.3%</b>  | <b>89.6%</b>  | <b>89.1%</b>  | <b>82.3%</b>      | <b>17.7%</b>      | <b>86.1%</b>  | <b>79.5%</b> |
| Registrar                             | 91           | 96           | 1.06        | 45.8%        | 54.2%         | 1.02          | 1.09            | 1.0%          | 1.0%          | 0.0%          | 97.9%             | 2.1%              | 100.0%        | 96.2%        |
| Specialist Registrar                  | 122          | 132          | 1.08        | 33.3%        | 66.7%         | 1.03          | 1.11            | 1.5%          | 1.5%          | 2.3%          | 93.9%             | 6.1%              | 100.0%        | 90.9%        |
| <b>Registrars</b>                     | <b>213</b>   | <b>228</b>   | <b>1.07</b> | <b>38.6%</b> | <b>61.4%</b>  | <b>1.03</b>   | <b>1.10</b>     | <b>1.3%</b>   | <b>1.1%</b>   | <b>1.4%</b>   | <b>95.6%</b>      | <b>4.4%</b>       | <b>100.0%</b> | <b>92.9%</b> |
| Interns                               | 11           | 11           | 1.00        | 27.3%        | 72.7%         | 1.00          | 1.00            | 0.0%          | 0.0%          | 0.0%          | 100.0%            | 0.0%              | 100.0%        | 100.0%       |
| Senior House Officer                  | 93           | 94           | 1.01        | 28.7%        | 71.3%         | 1.00          | 1.01            | 0.0%          | 0.0%          | 0.0%          | 98.9%             | 1.1%              | 100.0%        | 98.5%        |
| <b>SHO/ Interns</b>                   | <b>104</b>   | <b>105</b>   | <b>1.01</b> | <b>28.6%</b> | <b>71.4%</b>  | <b>1.00</b>   | <b>1.01</b>     | <b>0.0%</b>   | <b>0.0%</b>   | <b>0.0%</b>   | <b>99.0%</b>      | <b>1.0%</b>       | <b>100.0%</b> | <b>98.7%</b> |
| Other Medical                         | 1            | 2            | 1.69        |              | 100.0%        |               | 1.69            | 100.0%        | 100.0%        | 100.0%        | 0.0%              | 100.0%            |               | 0.0%         |
| <b>Medical/ Dental, other</b>         | <b>1</b>     | <b>2</b>     | <b>1.69</b> |              | <b>100.0%</b> |               | <b>1.69</b>     | <b>100.0%</b> |               | <b>100.0%</b> | <b>0.0%</b>       | <b>100.0%</b>     |               | <b>0.0%</b>  |
| <b>Medical &amp; Dental</b>           | <b>564</b>   | <b>606</b>   | <b>1.07</b> | <b>38.4%</b> | <b>61.6%</b>  | <b>1.05</b>   | <b>1.09</b>     | <b>40.8%</b>  | <b>44.6%</b>  | <b>38.3%</b>  | <b>89.9%</b>      | <b>10.1%</b>      | <b>93.1%</b>  | <b>87.9%</b> |
| Clinical Nurse/ Midwife Manager       | 318          | 381          | 1.20        | 3.7%         | 96.3%         | 1.03          | 1.20            | 96.9%         | 96.9%         | 96.7%         | 54.1%             | 45.9%             | 85.7%         | 52.9%        |
| Director Nursing/Midwifery, Assistant | 34           | 37           | 1.10        | 5.4%         | 94.6%         | 1.00          | 1.11            | 97.3%         | 97.3%         | 97.1%         | 73.0%             | 27.0%             | 100.0%        | 71.4%        |
| Director of Nursing/Midwifery         | 7            | 7            | 1.00        |              | 100.0%        |               | 1.00            | 100.0%        | 100.0%        | 100.0%        | 100.0%            | 0.0%              |               | 100.0%       |
| <b>Nurse/ Midwife Manager</b>         | <b>359</b>   | <b>425</b>   | <b>1.18</b> | <b>3.8%</b>  | <b>96.2%</b>  | <b>1.02</b>   | <b>1.19</b>     | <b>96.9%</b>  | <b>100.0%</b> | <b>96.8%</b>  | <b>56.5%</b>      | <b>43.5%</b>      | <b>87.5%</b>  | <b>55.3%</b> |
| Advanced Nurse/ Midwife Practitioner  | 25           | 26           | 1.03        | 7.7%         | 92.3%         | 1.01          | 1.03            | 100.0%        | 100.0%        | 100.0%        | 92.3%             | 7.7%              | 100.0%        | 91.7%        |

|  |              |              |             |             |               |             |             |               |               |               |               |              |               |               |
|--|--------------|--------------|-------------|-------------|---------------|-------------|-------------|---------------|---------------|---------------|---------------|--------------|---------------|---------------|
| Clinical Nurse/ Midwife Specialist           | 162          | 206          | 1.28        |             | 100.0%        |             | 1.28        | 98.1%         | 98.1%         | 98.1%         | 47.1%         | 52.9%        |               | 47.1%         |
| <b>Nurse/ Midwife Specialist &amp; AN/MP</b> | <b>187</b>   | <b>232</b>   | <b>1.24</b> | <b>0.9%</b> | <b>99.1%</b>  | <b>1.01</b> | <b>1.24</b> | <b>98.3%</b>  | <b>100.0%</b> | <b>98.3%</b>  | <b>52.2%</b>  | <b>47.8%</b> | <b>100.0%</b> | <b>51.7%</b>  |
| Nursing Bank                                 | 2            | 6            | 3.03        |             | 100.0%        |             | 3.03        | 0.0%          | 0.0%          | 0.0%          | 0.0%          | 100.0%       |               | 0.0%          |
| Staff Nurses [General/ Children's]           | 904          | 1,037        | 1.15        | 4.6%        | 95.4%         | 1.02        | 1.15        | 94.3%         | 94.3%         | 94.6%         | 57.0%         | 43.0%        | 89.6%         | 55.4%         |
| <b>Staff Nurse/ Staff Midwife</b>            | <b>906</b>   | <b>1,043</b> | <b>1.15</b> | <b>4.6%</b> | <b>95.4%</b>  | <b>1.02</b> | <b>1.16</b> | <b>93.8%</b>  | <b>87.5%</b>  | <b>94.1%</b>  | <b>56.7%</b>  | <b>43.3%</b> | <b>89.6%</b>  | <b>55.1%</b>  |
| Pre-registration Nurse/ Midwife Intern       | 14           | 28           | 2.00        | 3.6%        | 96.4%         | 2.00        | 2.00        | 0.0%          | 0.0%          | 0.0%          | 100.0%        | 0.0%         | 100.0%        | 100.0%        |
| Post-registration Nurse/ Midwife Student     | 47           | 48           | 1.02        | 8.3%        | 91.7%         | 1.00        | 1.02        | 2.1%          | 2.1%          | 2.3%          | 100.0%        | 0.0%         | 100.0%        | 100.0%        |
| Nursing/ Midwifery awaiting registration     | 2            | 2            | 1.00        |             | 100.0%        |             | 1.00        | 100.0%        | 100.0%        | 100.0%        | 100.0%        | 0.0%         |               | 100.0%        |
| <b>Nursing/ Midwifery Student</b>            | <b>63</b>    | <b>78</b>    | <b>1.24</b> | <b>6.4%</b> | <b>93.6%</b>  | <b>1.11</b> | <b>1.25</b> | <b>3.8%</b>   | <b>0.0%</b>   | <b>4.1%</b>   | <b>100.0%</b> | <b>0.0%</b>  | <b>100.0%</b> | <b>100.0%</b> |
| Nursing Education/Clinical                   | 7            | 8            | 1.14        |             | 100.0%        |             | 1.14        | 100.0%        | 100.0%        | 100.0%        | 50.0%         | 50.0%        |               | 50.0%         |
| <b>Nursing/ Midwifery other</b>              | <b>7</b>     | <b>8</b>     | <b>1.14</b> |             | <b>100.0%</b> |             | <b>1.14</b> | <b>100.0%</b> |               | <b>100.0%</b> | <b>50.0%</b>  | <b>50.0%</b> |               | <b>50.0%</b>  |
| <b>Nursing &amp; Midwifery</b>               | <b>1,522</b> | <b>1,786</b> | <b>1.17</b> | <b>4.0%</b> | <b>96.0%</b>  | <b>1.03</b> | <b>1.18</b> | <b>91.2%</b>  | <b>84.5%</b>  | <b>91.5%</b>  | <b>57.9%</b>  | <b>42.1%</b> | <b>90.1%</b>  | <b>56.6%</b>  |
| Dietitians                                   | 57           | 69           | 1.21        |             | 100.0%        |             | 1.21        | 84.1%         | 84.1%         | 84.1%         | 65.2%         | 34.8%        |               | 65.2%         |
| Occupational Therapists                      | 28           | 31           | 1.11        | 3.2%        | 96.8%         | 1.30        | 1.10        | 74.2%         | 74.2%         | 73.3%         | 87.1%         | 12.9%        | 100.0%        | 86.7%         |
| Orthoptists                                  | 7            | 9            | 1.37        |             | 100.0%        |             | 1.37        | 77.8%         | 77.8%         | 77.8%         | 44.4%         | 55.6%        |               | 44.4%         |
| Physiotherapists                             | 57           | 64           | 1.12        | 6.3%        | 93.8%         | 1.11        | 1.12        | 79.7%         | 79.7%         | 80.0%         | 85.9%         | 14.1%        | 75.0%         | 86.7%         |
| Speech & Language Therapists                 | 18           | 22           | 1.22        |             | 100.0%        |             | 1.22        | 90.9%         | 90.9%         | 90.9%         | 59.1%         | 40.9%        |               | 59.1%         |
| <b>Therapy Professions</b>                   | <b>167</b>   | <b>195</b>   | <b>1.17</b> | <b>2.6%</b> | <b>97.4%</b>  | <b>1.14</b> | <b>1.17</b> | <b>81.5%</b>  | <b>80.0%</b>  | <b>81.6%</b>  | <b>73.8%</b>  | <b>26.2%</b> | <b>80.0%</b>  | <b>73.7%</b>  |
| Audiology                                    | 7            | 8            | 1.11        | 12.5%       | 87.5%         | 1.00        | 1.13        | 100.0%        | 100.0%        | 100.0%        | 75.0%         | 25.0%        | 100.0%        | 71.4%         |
| Biochemists                                  | 6            | 6            | 1.00        | 33.3%       | 66.7%         | 1.00        | 1.00        | 66.7%         | 66.7%         | 75.0%         | 83.3%         | 16.7%        | 100.0%        | 75.0%         |
| Cardiac Physiologists                        | 14           | 17           | 1.19        | 11.8%       | 88.2%         | 1.00        | 1.22        | 82.4%         | 82.4%         | 80.0%         | 94.1%         | 5.9%         | 100.0%        | 93.3%         |
| Clinical Engineering                         | 12           | 12           | 1.00        | 83.3%       | 16.7%         | 1.00        | 1.00        | 75.0%         | 75.0%         | 100.0%        | 100.0%        | 0.0%         | 100.0%        | 100.0%        |
| Medical Science                              | 128          | 139          | 1.08        | 19.4%       | 80.6%         | 1.00        | 1.10        | 96.4%         | 96.4%         | 95.5%         | 87.1%         | 12.9%        | 100.0%        | 83.9%         |
| Neuro-Physiologists                          | 11           | 12           | 1.14        | 16.7%       | 83.3%         | 1.00        | 1.18        | 100.0%        | 100.0%        | 100.0%        | 75.0%         | 25.0%        | 100.0%        | 70.0%         |
| Perfusionists                                | 5            | 5            | 1.00        | 40.0%       | 60.0%         | 1.00        | 1.00        | 80.0%         | 80.0%         | 66.7%         | 100.0%        | 0.0%         | 100.0%        | 100.0%        |
| Phlebotomists                                | 4            | 4            | 1.04        | 50.0%       | 50.0%         | 1.00        | 1.08        | 100.0%        | 100.0%        | 100.0%        | 75.0%         | 25.0%        | 100.0%        | 50.0%         |
| Physicists                                   | 32           | 38           | 1.18        | 21.1%       | 78.9%         | 1.15        | 1.18        | 97.4%         | 97.4%         | 100.0%        | 68.4%         | 31.6%        | 87.5%         | 63.3%         |
| Radiographers                                | 71           | 75           | 1.05        | 21.3%       | 78.7%         | 1.00        | 1.06        | 97.3%         | 97.3%         | 96.6%         | 90.7%         | 9.3%         | 100.0%        | 88.1%         |
| Respiratory Physiologists                    | 9            | 10           | 1.13        |             | 100.0%        |             | 1.13        | 100.0%        | 100.0%        | 100.0%        | 80.0%         | 20.0%        |               | 80.0%         |

|   |            |            |             |               |              |             |             |               |               |               |               |              |               |               |
|---|------------|------------|-------------|---------------|--------------|-------------|-------------|---------------|---------------|---------------|---------------|--------------|---------------|---------------|
| <b>Health Science/ Diagnostics</b>            | <b>300</b> | <b>326</b> | <b>1.09</b> | <b>22.1%</b>  | <b>77.9%</b> | <b>1.02</b> | <b>1.11</b> | <b>94.8%</b>  | <b>93.1%</b>  | <b>95.3%</b>  | <b>85.6%</b>  | <b>14.4%</b> | <b>98.6%</b>  | <b>81.9%</b>  |
| <b>Social Workers</b>                         | <b>65</b>  | <b>77</b>  | <b>1.19</b> | <b>9.1%</b>   | <b>90.9%</b> | <b>1.17</b> | <b>1.19</b> | <b>94.8%</b>  | <b>100.0%</b> | <b>94.3%</b>  | <b>68.8%</b>  | <b>31.2%</b> | <b>71.4%</b>  | <b>68.6%</b>  |
| <b>Psychologists</b>                          | <b>47</b>  | <b>61</b>  | <b>1.29</b> | <b>8.2%</b>   | <b>91.8%</b> | <b>1.18</b> | <b>1.30</b> | <b>88.5%</b>  | <b>80.0%</b>  | <b>89.3%</b>  | <b>49.2%</b>  | <b>50.8%</b> | <b>60.0%</b>  | <b>48.2%</b>  |
| Pharmacists                                   | 39         | 41         | 1.06        | 17.1%         | 82.9%        | 1.00        | 1.08        | <b>80.5%</b>  | 80.5%         | 82.4%         | <b>85.4%</b>  | 14.6%        | 100.0%        | 82.4%         |
| Pharmacy Technicians                          | 22         | 26         | 1.16        | 3.8%          | 96.2%        | 1.00        | 1.16        | <b>73.1%</b>  | 73.1%         | 72.0%         | <b>80.8%</b>  | 19.2%        | 100.0%        | 80.0%         |
| <b>Pharmacy</b>                               | <b>61</b>  | <b>67</b>  | <b>1.10</b> | <b>11.9%</b>  | <b>88.1%</b> | <b>1.00</b> | <b>1.11</b> | <b>77.6%</b>  | <b>75.0%</b>  | <b>78.0%</b>  | <b>83.6%</b>  | <b>16.4%</b> | <b>100.0%</b> | <b>81.4%</b>  |
| HSCP Trainees/ Students                       | 3          | 3          | 1.00        |               | 100.0%       |             | 1.00        | <b>0.0%</b>   | 0.0%          | 0.0%          | <b>100.0%</b> | 0.0%         |               | 100.0%        |
| Other Health & Social Care                    | 3          | 5          | 1.50        | 60.0%         | 40.0%        | 1.12        | 2.99        | <b>60.0%</b>  | 60.0%         | 50.0%         | <b>80.0%</b>  | 20.0%        | 100.0%        | 50.0%         |
| Play Therapists/ Specialists                  | 21         | 26         | 1.26        |               | 100.0%       |             | 1.26        | <b>96.2%</b>  | 96.2%         | 96.2%         | <b>61.5%</b>  | 38.5%        |               | 61.5%         |
| <b>H&amp;SC, Other</b>                        | <b>27</b>  | <b>34</b>  | <b>1.26</b> | <b>8.8%</b>   | <b>91.2%</b> | <b>1.12</b> | <b>1.27</b> | <b>82.4%</b>  | <b>66.7%</b>  | <b>83.9%</b>  | <b>67.6%</b>  | <b>32.4%</b> | <b>100.0%</b> | <b>64.5%</b>  |
| <b>Health &amp; Social Care</b>               | <b>667</b> | <b>760</b> | <b>1.14</b> | <b>13.2%</b>  | <b>86.8%</b> | <b>1.04</b> | <b>1.16</b> | <b>88.8%</b>  | <b>90.0%</b>  | <b>88.6%</b>  | <b>77.0%</b>  | <b>23.0%</b> | <b>94.0%</b>  | <b>74.4%</b>  |
| Executive Management                          | 12         | 12         | 1.00        | 41.7%         | 58.3%        | 1.00        | 1.00        | <b>83.3%</b>  | 83.3%         | 85.7%         | <b>100.0%</b> | 0.0%         | 100.0%        | 100.0%        |
| Senior Management (VIII & GM)                 | 56         | 58         | 1.03        | 46.6%         | 53.4%        | 1.02        | 1.03        | <b>65.5%</b>  | 65.5%         | 77.4%         | <b>98.3%</b>  | 1.7%         | 96.3%         | 100.0%        |
| <b>Management (VIII &amp; above)</b>          | <b>68</b>  | <b>70</b>  | <b>1.02</b> | <b>45.7%</b>  | <b>54.3%</b> | <b>1.02</b> | <b>1.03</b> | <b>68.6%</b>  | <b>56.3%</b>  | <b>78.9%</b>  | <b>98.6%</b>  | <b>1.4%</b>  | <b>96.9%</b>  | <b>100.0%</b> |
| <b>Administrative/ Supervisory (V to VII)</b> | <b>322</b> | <b>345</b> | <b>1.07</b> | <b>24.3%</b>  | <b>75.7%</b> | <b>1.02</b> | <b>1.09</b> | <b>78.6%</b>  | <b>76.2%</b>  | <b>79.3%</b>  | <b>87.8%</b>  | <b>12.2%</b> | <b>100.0%</b> | <b>83.9%</b>  |
| <b>Clerical (III &amp; IV)</b>                | <b>418</b> | <b>489</b> | <b>1.17</b> | <b>11.2%</b>  | <b>88.8%</b> | <b>1.07</b> | <b>1.18</b> | <b>75.1%</b>  | <b>78.2%</b>  | <b>74.7%</b>  | <b>68.5%</b>  | <b>31.5%</b> | <b>92.7%</b>  | <b>65.4%</b>  |
| <b>Management &amp; Administrative</b>        | <b>809</b> | <b>904</b> | <b>1.12</b> | <b>18.9%</b>  | <b>81.1%</b> | <b>1.04</b> | <b>1.14</b> | <b>75.9%</b>  | <b>73.1%</b>  | <b>76.5%</b>  | <b>78.2%</b>  | <b>21.8%</b> | <b>97.1%</b>  | <b>73.8%</b>  |
| Catering                                      | 14         | 14         | 1.03        | 64.3%         | 35.7%        | 1.02        | 1.04        | <b>100.0%</b> | 100.0%        | 100.0%        | <b>85.7%</b>  | 14.3%        | 88.9%         | 80.0%         |
| Household Services                            | 80         | 98         | 1.22        | 14.3%         | 85.7%        | 1.03        | 1.26        | <b>82.7%</b>  | 82.7%         | 81.0%         | <b>57.1%</b>  | 42.9%        | 92.9%         | 51.2%         |
| Other Labs & Associated                       | 21         | 23         | 1.09        | 21.7%         | 78.3%        | 1.00        | 1.11        | <b>52.2%</b>  | 52.2%         | 50.0%         | <b>95.7%</b>  | 4.3%         | 100.0%        | 94.4%         |
| Other Support                                 | 40         | 48         | 1.19        | 18.8%         | 81.3%        | 1.01        | 1.24        | <b>87.5%</b>  | 87.5%         | 87.2%         | <b>68.8%</b>  | 31.3%        | 88.9%         | 64.1%         |
| Portering                                     | 49         | 54         | 1.09        | 94.4%         | 5.6%         | 1.10        | 1.00        | <b>92.6%</b>  | 92.6%         | 100.0%        | <b>90.7%</b>  | 9.3%         | 90.2%         | 100.0%        |
| <b>Support</b>                                | <b>205</b> | <b>237</b> | <b>1.16</b> | <b>37.1%</b>  | <b>62.9%</b> | <b>1.06</b> | <b>1.22</b> | <b>84.0%</b>  | <b>90.9%</b>  | <b>79.9%</b>  | <b>72.6%</b>  | <b>27.4%</b> | <b>90.9%</b>  | <b>61.7%</b>  |
| Maintenance                                   | 15         | 15         | 1.00        | 100.0%        |              | 1.00        |             | <b>93.3%</b>  | 93.3%         |               | <b>100.0%</b> | 0.0%         | 100.0%        |               |
| Technical Services                            | 1          | 1          | 1.00        | 100.0%        |              | 1.00        |             | <b>100.0%</b> | 100.0%        |               | <b>100.0%</b> | 0.0%         | 100.0%        |               |
| <b>Maintenance/ Technical</b>                 | <b>16</b>  | <b>16</b>  | <b>1.00</b> | <b>100.0%</b> |              | <b>1.00</b> |             | <b>93.8%</b>  | <b>93.8%</b>  | <b>#DIV/0</b> | <b>100.0%</b> | <b>0.0%</b>  | <b>100.0%</b> |               |
| <b>General Support</b>                        | <b>221</b> | <b>253</b> | <b>1.14</b> | <b>41.1%</b>  | <b>58.9%</b> | <b>1.05</b> | <b>1.22</b> | <b>84.6%</b>  | <b>91.3%</b>  | <b>79.9%</b>  | <b>74.3%</b>  | <b>25.7%</b> | <b>92.3%</b>  | <b>61.7%</b>  |
| Attendant/ Aide                               | 5          | 6          | 1.15        | 33.3%         | 66.7%        | 1.00        | 1.23        | <b>100.0%</b> | 100.0%        | 100.0%        | <b>66.7%</b>  | 33.3%        | 100.0%        | 50.0%         |
| Health & Social Care Assistants               | 6          | 8          | 1.26        |               | 100.0%       |             | 1.26        | <b>87.5%</b>  | 87.5%         | 87.5%         | <b>75.0%</b>  | 25.0%        |               | 75.0%         |
| Health Care Assistant/ Care Assistant         | 168        | 201        | 1.20        | 17.9%         | 82.1%        | 1.10        | 1.22        | <b>81.6%</b>  | 81.6%         | 80.6%         | <b>61.2%</b>  | 38.8%        | 88.9%         | 55.2%         |

|                                  |            |            |             |              |              |             |             |              |               |              |              |              |               |              |
|----------------------------------|------------|------------|-------------|--------------|--------------|-------------|-------------|--------------|---------------|--------------|--------------|--------------|---------------|--------------|
| <b>Health Care Assistants</b>    | <b>179</b> | <b>215</b> | <b>1.20</b> | <b>17.7%</b> | <b>82.3%</b> | <b>1.09</b> | <b>1.22</b> | <b>82.3%</b> | <b>86.8%</b>  | <b>81.4%</b> | <b>61.9%</b> | <b>38.1%</b> | <b>89.5%</b>  | <b>55.9%</b> |
| Other Care Grades                | 5          | 9          | 1.70        |              | 100.0%       |             | 1.70        | 88.9%        | 88.9%         | 88.9%        | 33.3%        | 66.7%        |               | 33.3%        |
| Pastoral Care                    | 6          | 6          | 1.03        | 16.7%        | 83.3%        | 1.00        | 1.04        | 100.0%       | 100.0%        | 100.0%       | 100.0%       | 0.0%         | 100.0%        | 100.0%       |
| <b>Care, other</b>               | <b>11</b>  | <b>15</b>  | <b>1.35</b> | <b>6.7%</b>  | <b>93.3%</b> | <b>1.00</b> | <b>1.38</b> | <b>93.3%</b> | <b>100.0%</b> | <b>92.9%</b> | <b>60.0%</b> | <b>40.0%</b> | <b>100.0%</b> | <b>57.1%</b> |
| <b>Patient &amp; Client Care</b> | <b>191</b> | <b>230</b> | <b>1.21</b> | <b>17.0%</b> | <b>83.0%</b> | <b>1.09</b> | <b>1.23</b> | <b>83.0%</b> | <b>87.2%</b>  | <b>82.2%</b> | <b>61.7%</b> | <b>38.3%</b> | <b>89.7%</b>  | <b>56.0%</b> |

## Employment by WTE, Headcount, Gender, Full-Time /Part-Time etc.: Dec 2021

| Children's Health Ireland | WTE          | Headcount    | WTE: no.    | % Male       | % female     | Male WTE: no. | Female WTE: no. | % Total Perm | % Male Perm  | % Female Perm | % Total Full Time | % Total Part Time | % Male FT    | % Female FT  |
|---------------------------|--------------|--------------|-------------|--------------|--------------|---------------|-----------------|--------------|--------------|---------------|-------------------|-------------------|--------------|--------------|
| <b>Overall</b>            | <b>3,974</b> | <b>4,539</b> | <b>1.14</b> | <b>15.8%</b> | <b>84.2%</b> | <b>1.05</b>   | <b>1.16</b>     | <b>80.2%</b> | <b>70.8%</b> | <b>82.0%</b>  | <b>70.5%</b>      | <b>29.5%</b>      | <b>93.6%</b> | <b>66.2%</b> |
| CHI at Connolly           | 147          | 168          | 1.14        | 7.7%         | 92.3%        | 1.01          | 1.15            | 83.3%        | 83.3%        | 85.2%         | 75.0%             | 25.0%             | 100.0%       | 100.0%       |
| CHI at Crumlin            | 2,131        | 2,434        | 1.14        | 15.2%        | 84.8%        | 1.03          | 1.16            | 83.3%        | 83.3%        | 84.3%         | 66.0%             | 34.0%             | 94.0%        | 94.0%        |
| CHI at Tallaght           | 264          | 303          | 1.15        | 13.2%        | 86.8%        | 1.02          | 1.17            | 77.9%        | 77.9%        | 81.4%         | 72.3%             | 27.7%             | 97.5%        | 97.5%        |
| CHI at Temple Street      | 1,302        | 1,498        | 1.15        | 16.8%        | 83.2%        | 1.06          | 1.17            | 79.0%        | 79.0%        | 81.0%         | 74.6%             | 25.4%             | 91.6%        | 91.6%        |
| CHI Corporate             | 35           | 35           | 1.01        | 28.6%        | 71.4%        | 1.00          | 1.01            | 65.7%        | 65.7%        | 60.0%         | 100.0%            | 0.0%              | 100.0%       | 100.0%       |
| CHI Programme             | 95           | 101          | 1.07        | 34.7%        | 65.3%        | 1.09          | 1.06            | 31.7%        | 31.7%        | 33.3%         | 95.0%             | 5.0%              | 94.3%        | 94.3%        |

# Children's Health Ireland Employment by Grade Group & Staff Category: December 2021

| Dec 2021 (Dec 2019 figure: 3,602)            | WTE Dec 2016 | WTE Dec 2017 | WTE Dec 2018 | WTE Dec 2019 | WTE Dec 2020 | WTE Nov 2021 | WTE Dec 2021 |
|--|--------------|--------------|--------------|--------------|--------------|--------------|--------------|
| <b>Overall</b>                               | <b>2,974</b> | <b>3,104</b> | <b>3,382</b> | <b>3,602</b> | <b>3,762</b> | <b>3,941</b> | <b>3,974</b> |
| Consultant Anaesthesia                       | 5.3%         | 5.7%         | 4.9%         | 4.8%         | 5.2%         | 4.9%         | 4.9%         |
| Consultant Emergency Medicine                | 2.3%         | 2.2%         | 2.1%         | 1.9%         | 2.5%         | 3.0%         | 2.9%         |
| Consultant Intensive Care Medicine           | 0.7%         | 1.1%         | 2.1%         | 2.1%         | 2.4%         | 2.3%         | 2.3%         |
| Consultant Medicine                          | 6.7%         | 5.9%         | 6.4%         | 6.1%         | 6.2%         | 6.1%         | 6.5%         |
| Consultant Obstetrics & Gynaecology          | 0.1%         | 0.1%         | 0.1%         |              |              |              |              |
| Consultant Paediatrics                       | 11.4%        | 12.0%        | 12.9%        | 14.3%        | 13.7%        | 13.7%        | 13.9%        |
| Consultant Pathology                         | 2.9%         | 2.3%         | 2.7%         | 2.6%         | 2.5%         | 2.5%         | 2.5%         |
| Consultant Psychiatry                        | 1.0%         | 0.9%         | 1.1%         | 1.1%         | 1.0%         | 0.7%         | 0.7%         |
| Consultant Radiology                         | 2.9%         | 2.8%         | 2.9%         | 2.9%         | 2.8%         | 2.7%         | 2.7%         |
| Consultant Surgery                           | 7.0%         | 7.0%         | 7.4%         | 7.0%         | 6.7%         | 7.2%         | 7.3%         |
| <b>Consultants</b>                           | <b>40.4%</b> | <b>40.1%</b> | <b>42.8%</b> | <b>42.8%</b> | <b>43.0%</b> | <b>43.6%</b> | <b>43.6%</b> |
| Registrar                                    | 18.0%        | 17.5%        | 17.4%        | 18.8%        | 17.2%        | 16.3%        | 16.1%        |
| Senior Registrar                             | 0.2%         |              |              |              |              |              |              |
| Specialist Registrar                         | 20.9%        | 23.5%        | 21.1%        | 21.0%        | 22.3%        | 22.1%        | 21.6%        |
| <b>Registrars</b>                            | <b>39.1%</b> | <b>40.9%</b> | <b>38.4%</b> | <b>39.8%</b> | <b>39.5%</b> | <b>37.7%</b> | <b>37.7%</b> |
| Interns                                      | 0.7%         | 0.7%         | 0.6%         | 0.4%         | 0.4%         | 1.7%         | 1.9%         |
| Senior House Officer                         | 19.4%        | 17.8%        | 17.6%        | 16.7%        | 16.9%        | 16.5%        | 16.5%        |
| <b>SHO/ Interns</b>                          | <b>20.2%</b> | <b>18.5%</b> | <b>18.3%</b> | <b>17.1%</b> | <b>17.3%</b> | <b>18.4%</b> | <b>18.4%</b> |
| Dentists                                     | 0.1%         | 0.1%         |              |              |              |              |              |
| Other Medical                                | 0.3%         | 0.3%         | 0.5%         | 0.3%         | 0.3%         | 0.2%         | 0.2%         |
| <b>Medical/ Dental, other</b>                | <b>0.3%</b>  | <b>0.4%</b>  | <b>0.5%</b>  | <b>0.3%</b>  | <b>0.3%</b>  | <b>0.2%</b>  | <b>0.2%</b>  |
| <b>Medical &amp; Dental</b>                  | <b>14.1%</b> | <b>14.2%</b> | <b>13.9%</b> | <b>14.3%</b> | <b>14.6%</b> | <b>14.2%</b> | <b>14.2%</b> |
| Clinical Nurse/ Midwife Manager              | 22.7%        | 20.0%        | 21.3%        | 21.4%        | 20.8%        | 20.9%        | 20.9%        |
| Director Nursing/Midwifery, Assistant        | 2.2%         | 2.3%         | 2.4%         | 2.3%         | 2.3%         | 2.1%         | 2.2%         |
| Director of Nursing/Midwifery                | 0.3%         | 0.2%         | 0.4%         | 0.4%         | 0.4%         | 0.5%         | 0.5%         |
| <b>Nurse/ Midwife Manager</b>                | <b>25.2%</b> | <b>22.6%</b> | <b>24.1%</b> | <b>24.1%</b> | <b>23.5%</b> | <b>23.6%</b> | <b>23.6%</b> |
| Advanced Nurse/ Midwife Practitioner         | 0.8%         | 1.0%         | 0.9%         | 1.3%         | 1.9%         | 1.7%         | 1.7%         |
| Clinical Nurse/ Midwife Specialist           | 7.4%         | 9.4%         | 9.6%         | 9.7%         | 10.2%        | 10.4%        | 10.6%        |
| <b>Nurse/ Midwife Specialist &amp; AN/MP</b> | <b>8.2%</b>  | <b>10.4%</b> | <b>10.5%</b> | <b>11.1%</b> | <b>12.1%</b> | <b>12.3%</b> | <b>12.3%</b> |
| Nursing Bank                                 |              |              | 0.7%         | 0.4%         | 0.2%         | 0.1%         | 0.1%         |
| Staff Nurses [General/ Children's]           | 59.0%        | 59.7%        | 57.9%        | 58.2%        | 59.7%        | 59.7%        | 59.4%        |
| <b>Staff Nurse/ Staff Midwife</b>            | <b>59.0%</b> | <b>59.7%</b> | <b>58.6%</b> | <b>58.6%</b> | <b>59.9%</b> | <b>59.5%</b> | <b>59.5%</b> |
| Pre-registration Nurse/ Midwife Intern       | 1.0%         | 0.9%         | 0.9%         | 0.9%         |              | 0.9%         | 0.9%         |
| Pre-registration Nurse Intern (COVID-19)     |              |              |              |              | 0.9%         |              |              |
| Post-registration Nurse/ Midwife Student     | 5.9%         | 5.9%         | 5.3%         | 4.6%         | 3.0%         | 3.1%         | 3.1%         |
| Nursing/ Midwifery awaiting registration     |              |              |              |              |              | 0.1%         | 0.1%         |
| <b>Nursing/ Midwifery Student</b>            | <b>6.9%</b>  | <b>6.7%</b>  | <b>6.2%</b>  | <b>5.5%</b>  | <b>3.9%</b>  | <b>4.1%</b>  | <b>4.1%</b>  |
| Nursing Education/Clinical                   | 0.7%         | 0.5%         | 0.7%         | 0.8%         | 0.6%         | 0.4%         | 0.5%         |
| Other Nursing/ Midwifery                     |              | 0.1%         |              |              |              |              |              |
| <b>Nursing/ Midwifery other</b>              | <b>0.7%</b>  | <b>0.6%</b>  | <b>0.7%</b>  | <b>0.8%</b>  | <b>0.6%</b>  | <b>0.5%</b>  | <b>0.5%</b>  |
| <b>Nursing &amp; Midwifery</b>               | <b>40.0%</b> | <b>39.2%</b> | <b>38.7%</b> | <b>38.1%</b> | <b>37.8%</b> | <b>38.3%</b> | <b>38.3%</b> |
| Dietitians                                   | 7.4%         | 6.4%         | 8.3%         | 8.0%         | 9.1%         | 8.5%         | 8.6%         |
| Occupational Therapists                      | 2.7%         | 3.2%         | 3.5%         | 3.4%         | 3.6%         | 4.1%         | 4.2%         |
| Orthoptists                                  | 1.1%         | 1.6%         | 1.3%         | 1.0%         | 0.9%         | 1.0%         | 1.0%         |
| Physiotherapists                             | 7.3%         | 7.8%         | 7.7%         | 8.4%         | 7.6%         | 8.5%         | 8.6%         |
| Speech & Language Therapists                 | 2.5%         | 2.5%         | 2.7%         | 2.7%         | 2.7%         | 2.8%         | 2.7%         |
| <b>Therapy Professions</b>                   | <b>21.1%</b> | <b>21.4%</b> | <b>23.5%</b> | <b>23.4%</b> | <b>23.9%</b> | <b>25.0%</b> | <b>25.0%</b> |
| Audiology                                    | 1.1%         | 1.2%         | 1.1%         | 1.0%         | 1.2%         | 1.1%         | 1.1%         |
| Biochemists                                  | 0.9%         | 0.9%         | 0.9%         | 0.9%         | 0.7%         | 0.8%         | 0.9%         |
| Cardiac Physiologists                        | 2.4%         | 2.4%         | 2.6%         | 2.8%         | 2.4%         | 2.3%         | 2.1%         |
| Clinical Engineering                         | 1.7%         | 2.2%         | 2.2%         | 2.3%         | 2.1%         | 1.7%         | 1.8%         |

| Dec 2021 (Dec 2019 figure: 3,602)             | WTE Dec 2016 | WTE Dec 2017 | WTE Dec 2018 | WTE Dec 2019 | WTE Dec 2020 | WTE Nov 2021 | WTE Dec 2021 |
|---|--------------|--------------|--------------|--------------|--------------|--------------|--------------|
| <b>Overall</b>                                | <b>2,974</b> | <b>3,104</b> | <b>3,382</b> | <b>3,602</b> | <b>3,762</b> | <b>3,941</b> | <b>3,974</b> |
| E.C.G. Technicians                            | 0.2%         | 0.2%         | 0.2%         |              |              |              |              |
| Medical Science                               | 24.6%        | 23.7%        | 21.9%        | 20.6%        | 20.8%        | 18.9%        | 19.2%        |
| Neuro-Physiologists                           | 1.9%         | 1.8%         | 1.7%         | 1.8%         | 1.9%         | 1.6%         | 1.6%         |
| Perfusionists                                 | 0.8%         | 0.8%         | 0.7%         | 0.9%         | 0.8%         | 0.8%         | 0.7%         |
| Phlebotomists                                 | 0.4%         | 0.4%         | 0.4%         | 0.5%         | 0.5%         | 0.6%         | 0.6%         |
| Physicists                                    | 6.8%         | 6.3%         | 6.9%         | 6.4%         | 5.7%         | 5.1%         | 4.8%         |
| Radiographers                                 | 8.4%         | 9.4%         | 8.4%         | 9.6%         | 9.4%         | 10.9%        | 10.7%        |
| Respiratory Physiologists                     | 1.5%         | 1.5%         | 1.3%         | 1.4%         | 1.5%         | 1.4%         | 1.3%         |
| <b>Health Science/ Diagnostics</b>            | <b>50.8%</b> | <b>50.7%</b> | <b>48.2%</b> | <b>48.2%</b> | <b>46.8%</b> | <b>45.0%</b> | <b>45.0%</b> |
| <b>Social Workers</b>                         | <b>10.2%</b> | <b>9.8%</b>  | <b>10.4%</b> | <b>9.8%</b>  | <b>9.8%</b>  | <b>9.7%</b>  | <b>9.7%</b>  |
| <b>Psychologists</b>                          | <b>5.9%</b>  | <b>6.3%</b>  | <b>6.5%</b>  | <b>6.5%</b>  | <b>6.9%</b>  | <b>7.1%</b>  | <b>7.1%</b>  |
| Pharmacists                                   | 4.3%         | 4.1%         | 4.3%         | 4.5%         | 5.1%         | 6.0%         | 5.8%         |
| Pharmacy Technicians                          | 2.4%         | 2.5%         | 2.4%         | 3.2%         | 3.3%         | 3.3%         | 3.4%         |
| <b>Pharmacy</b>                               | <b>6.7%</b>  | <b>6.5%</b>  | <b>6.8%</b>  | <b>7.7%</b>  | <b>8.4%</b>  | <b>9.1%</b>  | <b>9.1%</b>  |
| Counsellor Therapists                         | 0.2%         | 0.2%         | 0.2%         | 0.2%         | 0.2%         |              |              |
| HSCP Trainees/ Students                       | 0.8%         | 0.8%         | 0.4%         | 0.3%         | 0.3%         | 0.2%         | 0.4%         |
| Other Health & Social Care                    | 0.6%         | 0.6%         | 0.5%         | 0.5%         | 0.4%         | 0.5%         | 0.5%         |
| Play Therapists/ Specialists                  | 3.7%         | 3.7%         | 3.5%         | 3.3%         | 3.3%         | 3.1%         | 3.1%         |
| <b>H&amp;SC, Other</b>                        | <b>5.3%</b>  | <b>5.2%</b>  | <b>4.5%</b>  | <b>4.3%</b>  | <b>4.2%</b>  | <b>4.1%</b>  | <b>4.1%</b>  |
| <b>Health &amp; Social Care Professionals</b> | <b>16.3%</b> | <b>16.4%</b> | <b>16.5%</b> | <b>16.1%</b> | <b>16.2%</b> | <b>16.8%</b> | <b>16.8%</b> |
| Executive Management                          | 1.1%         | 1.2%         | 1.7%         | 1.3%         | 1.5%         | 1.6%         | 1.5%         |
| Senior Management (VIII & GM)                 | 4.8%         | 5.0%         | 5.8%         | 5.7%         | 5.5%         | 6.8%         | 7.0%         |
| <b>Management (VIII &amp; above)</b>          | <b>5.9%</b>  | <b>6.1%</b>  | <b>7.5%</b>  | <b>7.0%</b>  | <b>7.0%</b>  | <b>8.5%</b>  | <b>8.5%</b>  |
| <b>Administrative/ Supervisory (V to VII)</b> | <b>33.3%</b> | <b>33.2%</b> | <b>37.6%</b> | <b>36.5%</b> | <b>39.2%</b> | <b>39.8%</b> | <b>39.8%</b> |
| General Administrative (III & IV)             | 60.7%        | 60.6%        | 54.9%        | 56.5%        | 53.7%        | 52.1%        | 51.7%        |
| <b>Clerical (III &amp; IV)</b>                | <b>60.7%</b> | <b>60.6%</b> | <b>54.9%</b> | <b>56.5%</b> | <b>53.7%</b> | <b>51.7%</b> | <b>51.7%</b> |
| <b>Management &amp; Administrative</b>        | <b>18.1%</b> | <b>19.3%</b> | <b>19.8%</b> | <b>20.7%</b> | <b>20.2%</b> | <b>20.3%</b> | <b>20.3%</b> |
| Catering                                      | 6.1%         | 5.5%         | 5.4%         | 5.5%         | 5.5%         | 6.2%         | 6.2%         |
| Household Services                            | 34.9%        | 37.3%        | 37.5%        | 36.1%        | 34.5%        | 36.6%        | 36.4%        |
| Other Labs & Associated                       | 7.2%         | 5.3%         | 6.1%         | 6.9%         | 8.4%         | 8.7%         | 9.6%         |
| Other Support                                 | 17.4%        | 17.8%        | 18.2%        | 20.4%        | 20.0%        | 18.9%        | 18.2%        |
| Portering                                     | 26.8%        | 27.0%        | 25.6%        | 24.0%        | 25.0%        | 22.2%        | 22.4%        |
| <b>Support</b>                                | <b>92.5%</b> | <b>92.8%</b> | <b>92.8%</b> | <b>92.9%</b> | <b>93.3%</b> | <b>92.8%</b> | <b>92.8%</b> |
| Maintenance                                   | 7.0%         | 7.2%         | 7.2%         | 6.7%         | 6.2%         | 6.9%         | 6.8%         |
| Technical Services                            | 0.5%         |              |              | 0.5%         | 0.4%         | 0.5%         | 0.5%         |
| <b>Maintenance/ Technical</b>                 | <b>7.5%</b>  | <b>7.2%</b>  | <b>7.2%</b>  | <b>7.1%</b>  | <b>6.7%</b>  | <b>7.2%</b>  | <b>7.2%</b>  |
| <b>General Support</b>                        | <b>7.0%</b>  | <b>6.5%</b>  | <b>6.3%</b>  | <b>5.8%</b>  | <b>6.0%</b>  | <b>5.6%</b>  | <b>5.6%</b>  |
| Attendant/ Aide                               | 29.1%        | 28.9%        | 1.6%         | 2.8%         | 2.1%         | 2.0%         | 2.7%         |
| Health & Social Care Assistants               |              | 0.7%         | 1.6%         | 2.3%         | 2.7%         | 3.4%         | 3.3%         |
| Health Care Assistant/ Care Assistant         | 61.2%        | 62.3%        | 88.5%        | 87.1%        | 80.7%        | 88.4%        | 88.1%        |
| HCA (Student Nurse/Midwife COVID-19)          |              |              |              |              | 7.7%         |              |              |
| <b>Health Care Assistants</b>                 | <b>90.3%</b> | <b>92.0%</b> | <b>91.6%</b> | <b>92.2%</b> | <b>93.1%</b> | <b>94.2%</b> | <b>94.2%</b> |
| Other Care Grades                             | 7.9%         | 6.2%         | 5.3%         | 4.6%         | 4.1%         | 3.0%         | 2.8%         |
| Pastoral Care                                 | 1.9%         | 1.8%         | 3.1%         | 3.1%         | 2.8%         | 3.2%         | 3.1%         |
| <b>Care, other</b>                            | <b>9.7%</b>  | <b>8.0%</b>  | <b>8.4%</b>  | <b>7.8%</b>  | <b>6.9%</b>  | <b>5.8%</b>  | <b>5.8%</b>  |
| <b>Patient &amp; Client Care</b>              | <b>4.5%</b>  | <b>4.4%</b>  | <b>4.7%</b>  | <b>5.0%</b>  | <b>5.2%</b>  | <b>4.8%</b>  | <b>4.8%</b>  |
| <b>Total</b>                                  | <b>100%</b>  | <b>100%</b>  | <b>100%</b>  | <b>100%</b>  | <b>100%</b>  | <b>100%</b>  | <b>100%</b>  |

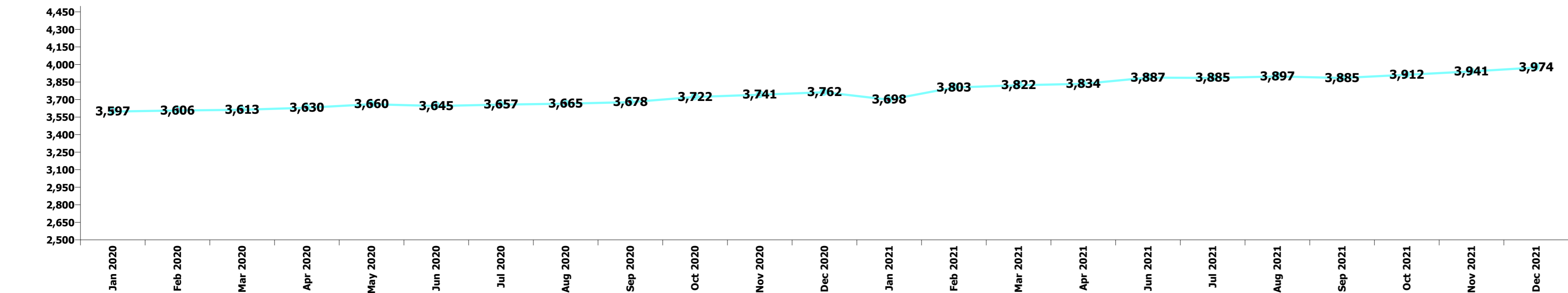
Summary Staff Movement: December 2021

Month-on-month Summary

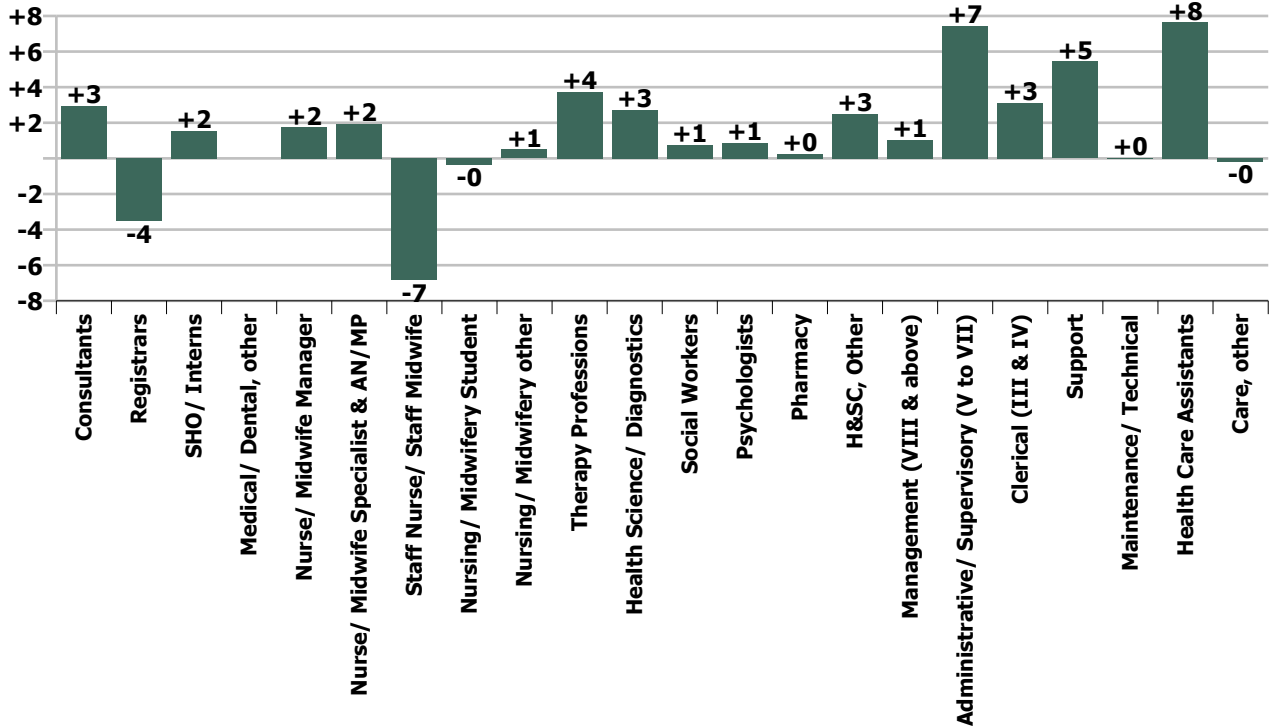
| WTE change since Nov 21 | % change since Nov 21 | overall | Consultants | Registrars | SHO/ Interns | Medical/ Dental, other | Medical & Dental | Nurse/ Midwife Manager | Nurse/ Midwife Specialist & AN/MP | Staff Nurse/ Staff Midwife | Nursing/ Midwifery Student | Nursing/ Midwifery other | Nursing & Midwifery | Therapy Professions | Health Science/ Diagnostics | Social Workers | Psychologists | Pharmacy | H&SC, Other | Health & Social Care Professionals | Management (VIII & above) | Administrative/ Supervisory (V to VII) | Clerical (III & IV) | Management & Administrative | General Support | Health Care Assistants | Care, other | Patient & Client Care |
|-------------------------|-----------------------|---------|-------------|------------|--------------|------------------------|------------------|------------------------|-----------------------------------|----------------------------|----------------------------|--------------------------|---------------------|---------------------|-----------------------------|----------------|---------------|----------|-------------|------------------------------------|---------------------------|--|---------------------|-----------------------------|-----------------|------------------------|-------------|-----------------------|
| Overall                 | +0.8%                 | +33     | +3          | -4         | +2           |                        | +1               | +2                     | +2                                | -7                         | -0                         | +1                       | -3                  | +4                  | +3                          | +1             | +1            | +0       | +3          | +11                                | +1                        | +7                                     | +3                  | +12                         | +5              | +8                     | -0          | +7                    |
| CHI at Connolly         | +2.7%                 | +4      | +1          | -1         | -0           |                        | -0               | +1                     | +1                                | +1                         |                            |                          | +3                  |                     | +1                          |                | +0            | -0       | -0          | +1                                 | -1                        | -0                                     | +1                  | -1                          |                 | +0                     |             | +0                    |
| CHI at Crumlin          | +0.4%                 | +9      | +2          | +0         | +0           |                        | +3               | +4                     | +1                                | -8                         | -0                         | +1                       | -2                  | +1                  | +1                          | -0             | -1            | -1       | +3          | +3                                 | +1                        | +2                                     | +0                  | +3                          | +2              | +0                     | -0          | +0                    |
| CHI at Tallaght         | +3.8%                 | +10     | -1          | -1         | +0           |                        | -1               | -1                     | -1                                | +0                         | +1                         |                          | -1                  | +2                  |                             | +0             | +1            |          | +3          |                                    | +1                        | +1                                     | +2                  |                             | +7              |                        | +7          |                       |
| CHI at Temple Street    | +0.6%                 | +8      | +0          | -2         | +1           |                        | -1               | -1                     | +1                                | -1                         | -1                         |                          | -2                  | +1                  | +0                          | +1             | +1            | +1       | +0          | +4                                 |                           | +3                                     | +0                  | +3                          | +4              | +0                     | -0          | -0                    |
| CHI Corporate           | +18.8%                | +5      |             |            |              |                        |                  |                        |                                   |                            |                            |                          |                     |                     |                             |                |               |          |             |                                    | +2                        | +2                                     | +2                  | +5                          |                 |                        |             |                       |
| CHI Programme           | -2.3%                 | -2      |             |            |              |                        |                  | -1                     |                                   |                            |                            |                          | -1                  |                     |                             |                |               |          |             |                                    | -1                        | -0                                     | -0                  | -1                          |                 |                        |             |                       |
|                         |                       |         | +1.2%       | -1.6%      | +1.5%        |                        | +0.2%            | +0.5%                  | +1.0%                             | -0.8%                      | -0.5%                      | +7.7%                    | -0.2%               | +2.3%               | +0.9%                       | +1.2%          | +1.9%         | +0.4%    | +10.2%      | +1.7%                              | +1.5%                     | +2.4%                                  | +0.7%               | +1.5%                       | +2.5%           | +4.4%                  | -1.6%       | +4.1%                 |

Year-on-year Summary

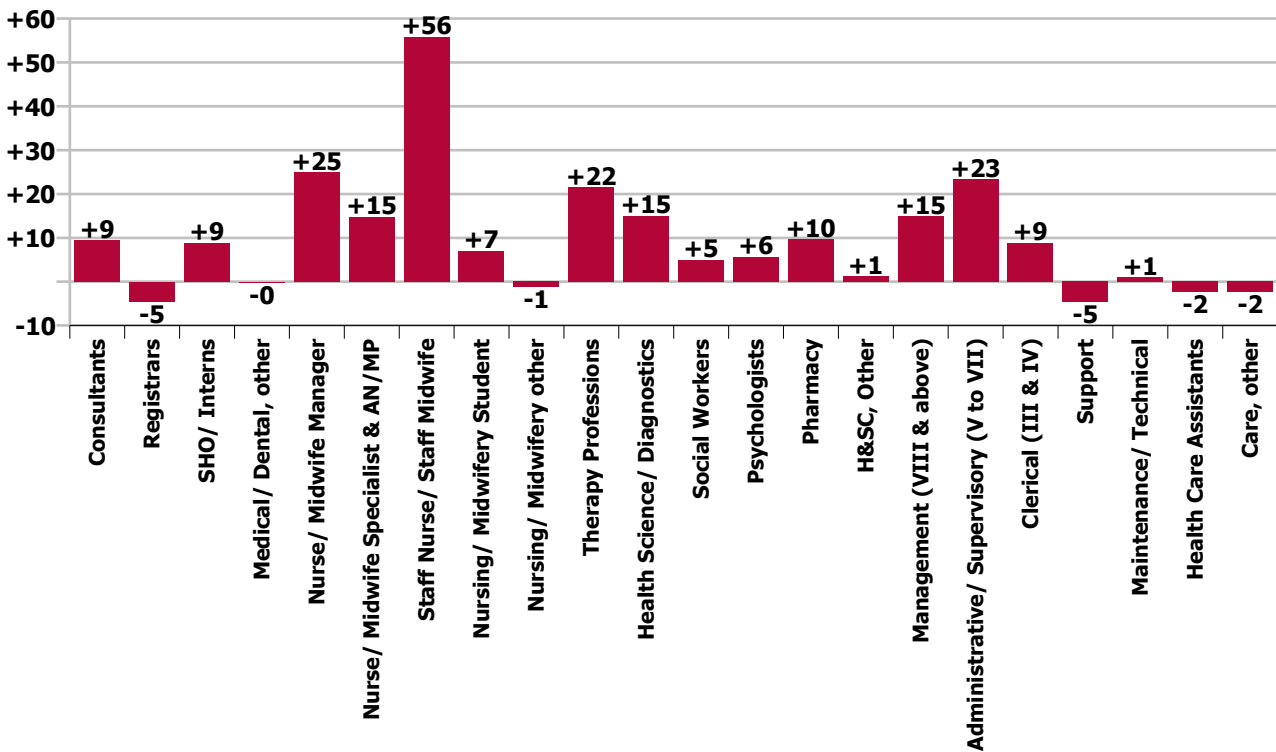
| WTE change since Dec 20 | % change since Dec 20 | overall | Consultants | Registrars | SHO/ Interns | Medical/ Dental, other | Medical & Dental | Nurse/ Midwife Manager | Nurse/ Midwife Specialist & AN/MP | Staff Nurse/ Staff Midwife | Nursing/ Midwifery Student | Nursing/ Midwifery other | Nursing & Midwifery | Therapy Professions | Health Science/ Diagnostics | Social Workers | Psychologists | Pharmacy | H&SC, Other | Health & Social Care Professionals | Management (VIII & above) | Administrative/ Supervisory (V to VII) | Clerical (III & IV) | Management & Administrative | General Support | Health Care Assistants | Care, other | Patient & Client Care |
|-------------------------|-----------------------|---------|-------------|------------|--------------|------------------------|------------------|------------------------|-----------------------------------|----------------------------|----------------------------|--------------------------|---------------------|---------------------|-----------------------------|----------------|---------------|----------|-------------|------------------------------------|---------------------------|--|---------------------|-----------------------------|-----------------|------------------------|-------------|-----------------------|
| Overall                 | +5.6%                 | +212    | +9          | -5         | +9           | -0                     | +14              | +25                    | +15                               | +56                        | +7                         | -1                       | +101                | +22                 | +15                         | +5             | +6            | +10      | +1          | +58                                | +15                       | +23                                    | +9                  | +47                         | -4              | -2                     | -2          | -5                    |
| CHI at Connolly         | +8.2%                 | +11     | -0          | +4         |              |                        | +3               | +2                     | +3                                | +0                         |                            |                          | +5                  | +2                  | -0                          | +2             | +1            | +1       | -1          | +3                                 | +0                        | -3                                     | +2                  | -1                          |                 | -1                     |             | -1                    |
| CHI at Crumlin          | +3.3%                 | +69     | +8          | +3         | +5           |                        | +16              | +18                    | +7                                | +35                        | +13                        | -0                       | +72                 | +9                  | +11                         | +1             | +1            | +6       | +1          | +29                                | -12                       | -3                                     | -14                 | -29                         | -5              | -14                    | -0          | -14                   |
| CHI at Tallaght         | +2.0%                 | +5      | -1          | -5         | -0           |                        | -6               | +1                     | +0                                | -2                         | +3                         | -1                       | +2                  | +3                  | +1                          | -1             | +1            |          |             | +4                                 | -1                        | +2                                     | +1                  | +2                          | -2              | +6                     | -1          | +5                    |
| CHI at Temple Street    | +3.4%                 | +43     | -3          | -6         | +5           | -0                     | -5               | -1                     | +4                                | +23                        | -8                         |                          | +17                 | +10                 | +2                          | +3             | +2            | +3       | +2          | +22                                | +1                        | -10                                    | +10                 | +0                          | +4              | +6                     | -1          | +5                    |
| CHI Corporate           | +1632.5%              | +33     | +2          |            |              |                        | +2               | +2                     |                                   |                            |                            |                          | +2                  |                     |                             |                |               |          |             |                                    | +13                       | +8                                     | +8                  | +29                         |                 |                        |             |                       |
| CHI Programme           | +113.7%               | +50     | +3          |            |              |                        | +3               | +2                     |                                   |                            |                            |                          | +2                  | -1                  | +2                          | -1             |               |          |             | -0                                 | +14                       | +29                                    | +2                  | +45                         |                 |                        |             |                       |
|                         |                       |         | +4.0%       | -2.1%      | +9.3%        | -15.1%                 | +2.5%            | +7.5%                  | +8.6%                             | +6.6%                      | +12.5%                     | -15.0%                   | +7.1%               | +14.8%              | +5.3%                       | +8.4%          | +13.4%        | +18.9%   | +4.8%       | +9.5%                              | +27.7%                    | +7.8%                                  | +2.2%               | +6.2%                       | -1.6%           | -1.3%                  | -17.4%      | -2.4%                 |



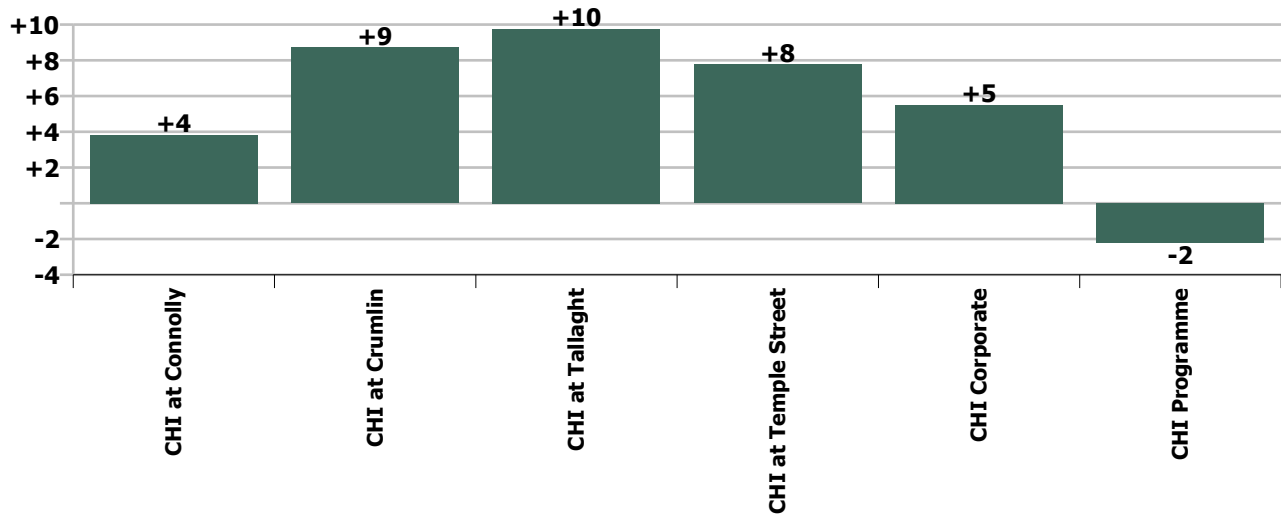
Staff Group change since: Nov 2021



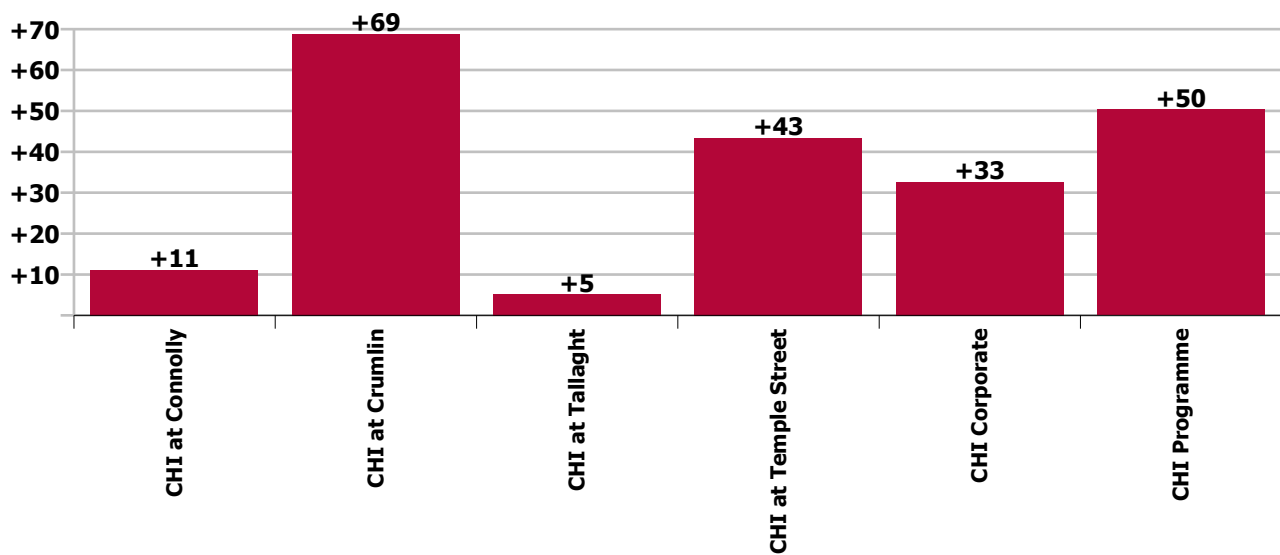
Staff Group change since: Dec 2020



### Hospital change since: Nov 2021



### Hospital change since: Dec 2020



## Longitudinal Employment Levels by Grade Group - Oct 2016 to Dec 2021

| Dec 2021   | WTE Dec 2021 | WTE change since Dec 16 | WTE change since Dec 17 | WTE change since Dec 18 | WTE change since Dec 19 | WTE change since Dec 20 | WTE change since Nov 21 | % change since Dec 16 | % change since Dec 17 | % change since Dec 18 | % change since Dec 19 | % change since Dec 20 | % change since Nov 21 |
|--|--------------|-------------------------|-------------------------|-------------------------|-------------------------|-------------------------|-------------------------|-----------------------|-----------------------|-----------------------|-----------------------|-----------------------|-----------------------|
| <b>Overall</b>   | <b>3,974</b> | <b>+1,000</b>           | <b>+869</b>             | <b>+592</b>             | <b>+371</b>             | <b>+212</b>             | <b>+33</b>              | <b>+33.6%</b>         | <b>+28.0%</b>         | <b>+17.5%</b>         | <b>+10.3%</b>         | <b>+5.6%</b>          | <b>+0.8%</b>          |
| <b>Consultant Anaesthesia</b>                                    | <b>28</b>    | <b>+5</b>               | <b>+2</b>               | <b>+4</b>               | <b>+3</b>               | <b>-1</b>               | <b>-0</b>               | <b>+24.4%</b>         | <b>+8.8%</b>          | <b>+18.9%</b>         | <b>+12.5%</b>         | <b>-3.4%</b>          | <b>-1.3%</b>          |
| Consultant Emergency Medicine s.i. paediatric emergency medicine | 10           | +8                      | +8                      | +4                      | +5                      | +2                      | -0                      | +405.0%               | +405.0%               | +68.3%                | +102.0%               | +18.8%                | -3.8%                 |
| Consultant in Emergency Medicine                                 | 6            | -2                      | -1                      | +2                      | +1                      | +1                      |                         | -19.5%                | -17.1%                | +56.7%                | +25.4%                | +14.0%                |                       |
| <b>Consultant Emergency Medicine</b>                             | <b>16</b>    | <b>+7</b>               | <b>+7</b>               | <b>+6</b>               | <b>+6</b>               | <b>+2</b>               | <b>-0</b>               | <b>+67.2%</b>         | <b>+71.2%</b>         | <b>+63.7%</b>         | <b>+63.7%</b>         | <b>+16.9%</b>         | <b>-2.4%</b>          |
| Consultant in Paediatric Intensive Care                          | 13           | +10                     | +8                      | +3                      | +2                      | +0                      | +0                      | +333.3%               | +160.0%               | +31.8%                | +18.2%                | +0.3%                 | +0.7%                 |
| <b>Consultant Intensive Care Medicine</b>                        | <b>13</b>    | <b>+10</b>              | <b>+8</b>               | <b>+3</b>               | <b>+2</b>               | <b>+0</b>               | <b>+0</b>               | <b>+333.3%</b>        | <b>+160.0%</b>        | <b>+31.8%</b>         | <b>+18.2%</b>         | <b>+0.3%</b>          | <b>+0.7%</b>          |
| Consultant Cardiologist  | 9            | +2                      | +2                      | -1                      | +1                      | +1                      | +1                      | +23.9%                | +23.9%                | -9.6%                 | +8.4%                 | +8.4%                 | +8.4%                 |
| Consultant Clinical Neurophysiologist                            | 3            | +2                      | +2                      | +2                      | +2                      | +1                      |                         | +200.0%               | +200.0%               | +200.0%               | +200.0%               | +50.0%                |                       |
| Consultant Dermatologist   | 4            | +0                      | +1                      | +1                      | +1                      | -1                      | -0                      | +12.0%                | +51.6%                | +14.7%                | +25.3%                | -21.3%                | -2.2%                 |
| Consultant Gastroenterologist & General Physician                | 4            | +1                      | +1                      | +1                      | -1                      |                         |                         | +18.7%                | +18.7%                | +18.7%                | -28.8%                |                       |                       |
| Consultant in Clinical Genetics                                  | 5            | -0                      | -0                      | -0                      | -0                      | -1                      | +1                      | -1.1%                 | -1.1%                 | -1.1%                 | -8.4%                 | -18.1%                | +16.5%                |
| Consultant in Palliative Medicine                                | 2            | +1                      | +1                      | +1                      | +1                      |                         | +0                      | +100.0%               | +100.0%               | +100.0%               | +100.0%               |                       | +9.3%                 |
| Consultant Physician in Endocrinology                            | 3            | +1                      | +1                      | +1                      |                         | +1                      |                         | +50.0%                | +67.6%                | +20.0%                |                       | +50.0%                |                       |
| Consultant Physician in Infectious Diseases                      | 6            | +2                      | +3                      | +3                      | +3                      | +2                      | +1                      | +50.0%                | +100.0%               | +100.0%               | +100.0%               | +50.0%                | +14.9%                |
| Consultant Rheumatologist & General Physician                    | 2            |                         |                         |                         |                         |                         |                         |                       |                       |                       |                       |                       |                       |
| <b>Consultant Medicine</b>                                       | <b>37</b>    | <b>+9</b>               | <b>+11</b>              | <b>+7</b>               | <b>+6</b>               | <b>+3</b>               | <b>+2</b>               | <b>+30.6%</b>         | <b>+41.2%</b>         | <b>+21.9%</b>         | <b>+18.0%</b>         | <b>+7.6%</b>          | <b>+6.3%</b>          |
| Consultant Obstetrician & Gynaecologist                          |              | -1                      | -1                      | -1                      |                         |                         |                         | -100.0%               | -100.0%               | -100.0%               | -100.0%               | -100.0%               | -100.0%               |
| <b>Consultant Obstetrics &amp; Gynaecology</b>                   |              | <b>-1</b>               | <b>-1</b>               | <b>-1</b>               |                         |                         |                         | <b>-100.0%</b>        | <b>-100.0%</b>        | <b>-100.0%</b>        | <b>-100.0%</b>        | <b>-100.0%</b>        | <b>-100.0%</b>        |
| Consultant in Paediatric Dentistry                               | 2            | -0                      | -0                      | -1                      | -1                      | -2                      |                         | -14.5%                | -14.5%                | -32.7%                | -36.9%                | -53.9%                |                       |
| Consultant Neonatologist   | 4            | +2                      | +2                      | +1                      | +2                      | +1                      |                         | +92.3%                | +106.2%               | +36.1%                | +159.7%               | +33.3%                |                       |
| Consultant Paediatric Cardiologist                               |              | -0                      | -0                      | -1                      |                         |                         |                         | -100.0%               | -100.0%               | -100.0%               | -100.0%               | -100.0%               | -100.0%               |
| Consultant Paediatric Endocrinologist                            | 2            | +1                      | +1                      | +1                      | +1                      | +0                      | +0                      | +138.0%               | +138.0%               | +58.7%                | +78.9%                | +8.2%                 | +19.0%                |
| Consultant Paediatrician   | 38           | +17                     | +15                     | +12                     | -2                      | +3                      | +1                      | +80.3%                | +65.7%                | +43.4%                | -4.5%                 | +8.0%                 | +3.5%                 |
| Consultant Paediatrician s.i. metabolic diseases                 | 4            | -0                      | -0                      | -0                      | -1                      | -1                      |                         | -7.8%                 | -1.2%                 | -2.4%                 | -14.3%                | -15.8%                |                       |
| Consultant Paediatrician s.i. paediatric neurodisability         | 4            | +4                      | +4                      | +4                      | +4                      | -0                      | +0                      | -100.0%               | -100.0%               | -100.0%               | -100.0%               | -6.3%                 | +5.3%                 |
| Consultant Paediatrician s.i. respiratory medicine               | 7            | +3                      | +1                      | +1                      | -0                      | -0                      | -0                      | +57.7%                | +22.5%                | +16.3%                | -5.0%                 | -5.6%                 | -5.6%                 |
| Consultant Paediatric Nephrologist                               | 6            | -1                      | -0                      | -1                      | +0                      | +0                      |                         | -15.5%                | -5.5%                 | -10.6%                | +6.4%                 | +0.8%                 |                       |
| Consultant Paediatric Neurologist                                | 6            | +4                      | +1                      | +0                      | +0                      | +1                      |                         | +220.9%               | +23.2%                | +1.5%                 | +0.8%                 | +20.0%                |                       |
| Consultant Paediatric Oncologist                                 | 5            | +2                      | +2                      | +2                      | +1                      | +1                      | -0                      | +52.0%                | +52.0%                | +52.0%                | +24.2%                | +24.2%                | -4.8%                 |
| <b>Consultant Paediatrics</b>                                    | <b>78</b>    | <b>+31</b>              | <b>+26</b>              | <b>+18</b>              | <b>+5</b>               | <b>+3</b>               | <b>+1</b>               | <b>+64.4%</b>         | <b>+48.8%</b>         | <b>+29.4%</b>         | <b>+6.5%</b>          | <b>+3.5%</b>          | <b>+1.6%</b>          |
| Consultant Chemical Pathologist                                  |              | -2                      | -1                      | -1                      | -1                      |                         |                         | -100.0%               | -100.0%               | -100.0%               | -100.0%               | -100.0%               | -100.0%               |
| Consultant Clinical Biochemist                                   | 1            | +1                      | +1                      | +1                      |                         |                         |                         | -100.0%               | -100.0%               | -100.0%               |                       |                       |                       |
| Consultant Haematologist (Clinical & Laboratory)                 | 8            | +2                      | +3                      | +1                      | +1                      | +2                      |                         | +44.4%                | +60.3%                | +13.6%                | +6.7%                 | +23.1%                |                       |

| Dec 2021   | WTE Dec 2021 | WTE change since Dec 16 | WTE change since Dec 17 | WTE change since Dec 18 | WTE change since Dec 19 | WTE change since Dec 20 | WTE change since Nov 21 | % change since Dec 16 | % change since Dec 17 | % change since Dec 18 | % change since Dec 19 | % change since Dec 20 | % change since Nov 21 |
|--|--------------|-------------------------|-------------------------|-------------------------|-------------------------|-------------------------|-------------------------|-----------------------|-----------------------|-----------------------|-----------------------|-----------------------|-----------------------|
| <b>Overall</b>                                       | <b>3,974</b> | <b>+1,000</b>           | <b>+869</b>             | <b>+592</b>             | <b>+371</b>             | <b>+212</b>             | <b>+33</b>              | <b>+33.6%</b>         | <b>+28.0%</b>         | <b>+17.5%</b>         | <b>+10.3%</b>         | <b>+5.6%</b>          | <b>+0.8%</b>          |
| Consultant Histopathologist                          | 1            | -1                      | -1                      | -1                      |                         |                         |                         | -35.1%                | -35.1%                | -50.0%                |                       |                       |                       |
| Consultant Microbiologist                            | 3            | +1                      | +1                      | +1                      | +1                      |                         |                         | +20.5%                | +50.0%                | +50.0%                | +50.0%                |                       |                       |
| Consultant Paediatric Chemical Pathologist           |              |                         |                         |                         |                         | -1                      |                         | -100.0%               | -100.0%               | -100.0%               | -100.0%               | -100.0%               | -100.0%               |
| Consultant Paediatric Histopathologist               | 1            |                         |                         |                         |                         |                         |                         |                       |                       |                       |                       |                       |                       |
| <b>Consultant Pathology</b>                          | <b>14</b>    | <b>+2</b>               | <b>+4</b>               | <b>+1</b>               | <b>+1</b>               | <b>+1</b>               |                         | <b>+14.6%</b>         | <b>+37.5%</b>         | <b>+10.3%</b>         | <b>+3.7%</b>          | <b>+3.7%</b>          |                       |
| Consultant Child & Adolescent Psychiatrist           | 4            | -0                      | -0                      | -1                      | -1                      | -2                      |                         | -0.7%                 | -3.8%                 | -24.1%                | -25.9%                | -27.7%                |                       |
| <b>Consultant Psychiatry</b>                         | <b>4</b>     | <b>-0</b>               | <b>-0</b>               | <b>-1</b>               | <b>-1</b>               | <b>-2</b>               |                         | <b>-0.7%</b>          | <b>-3.8%</b>          | <b>-24.1%</b>         | <b>-25.9%</b>         | <b>-27.7%</b>         |                       |
| Consultant Paediatric Radiologist                    | 6            | +6                      | +6                      | +1                      |                         | -1                      |                         | -100.0%               | -100.0%               | +15.6%                |                       | -14.3%                |                       |
| Consultant Radiologist                               | 9            | -3                      | -3                      | +1                      | +0                      | +1                      | -0                      | -22.7%                | -23.5%                | +9.6%                 | +3.6%                 | +9.6%                 | -0.2%                 |
| <b>Consultant Radiology</b>                          | <b>15</b>    | <b>+3</b>               | <b>+3</b>               | <b>+2</b>               | <b>+0</b>               | <b>-0</b>               | <b>-0</b>               | <b>+27.1%</b>         | <b>+25.7%</b>         | <b>+11.9%</b>         | <b>+2.1%</b>          | <b>-1.2%</b>          | <b>-0.1%</b>          |
| Consultant General Surgeon                           | 8            | +2                      | +2                      | +1                      | +1                      | +1                      |                         | +31.4%                | +33.3%                | +14.3%                | +14.3%                | +14.3%                |                       |
| Consultant Neurosurgeon                              |              | -4                      | -2                      | -2                      | -2                      |                         |                         | -100.0%               | -100.0%               | -100.0%               | -100.0%               | -100.0%               | -100.0%               |
| Consultant Neurosurgeon s.i. paediatric neurosurgery | 3            | +3                      | +3                      | +3                      | +3                      | +1                      | +1                      | -100.0%               | -100.0%               | -100.0%               | -100.0%               | +46.0%                | +46.0%                |
| Consultant Ophthalmic Surgeon                        | 3            | +1                      | +0                      | -0                      | -0                      |                         |                         | +69.4%                | +9.2%                 | -0.3%                 | -6.3%                 |                       |                       |
| Consultant Orthopaedic Surgeon                       | 12           | +5                      | +4                      | +3                      | +2                      | +1                      |                         | +66.0%                | +45.8%                | +36.7%                | +16.6%                | +9.1%                 |                       |
| Consultant Otolaryngologist                          | 6            | +2                      | +1                      | -1                      | +1                      | +0                      | -1                      | +50.7%                | +21.6%                | -13.9%                | +11.7%                | +5.0%                 | -12.9%                |
| Consultant Paediatric Surgeon                        | 4            | +2                      | +2                      | +2                      | +1                      | +1                      | +0                      | +121.9%               | +111.9%               | +113.0%               | +42.0%                | +42.0%                | +6.5%                 |
| Consultant Plastic Surgeon                           | 5            | +1                      | +1                      | +1                      | +1                      | +1                      |                         | +47.5%                | +27.1%                | +32.0%                | +16.6%                | +12.5%                |                       |
| Consultant Urologist                                 |              | -1                      | -1                      | -1                      | -1                      | -1                      |                         | -100.0%               | -100.0%               | -100.0%               | -100.0%               | -100.0%               | -100.0%               |
| <b>Consultant Surgery</b>                            | <b>41</b>    | <b>+12</b>              | <b>+10</b>              | <b>+6</b>               | <b>+5</b>               | <b>+4</b>               | <b>+0</b>               | <b>+39.3%</b>         | <b>+32.6%</b>         | <b>+18.0%</b>         | <b>+13.8%</b>         | <b>+10.7%</b>         | <b>+0.6%</b>          |
| <b>Consultants</b>                                   | <b>246</b>   | <b>+77</b>              |                         | <b>+46</b>              | <b>+26</b>              |                         | <b>+3</b>               | <b>+45.8%</b>         |                       | <b>+22.8%</b>         | <b>+11.9%</b>         |                       | <b>+1.2%</b>          |
| Registrar  |              | -46                     | -15                     | -4                      | -1                      | -1                      |                         | -100.0%               | -100.0%               | -100.0%               | -100.0%               | -100.0%               | -100.0%               |
| Registrar, Anaesthesia                               | 12           | +11                     | +7                      | +1                      | -1                      | -3                      |                         | +1100.0%              | +140.0%               | +9.1%                 | -7.7%                 | -20.0%                |                       |
| Registrar, Emergency Medicine                        | 13           | +8                      | +3                      | +6                      | +4                      | +2                      | -0                      | +154.4%               | +27.2%                | +81.7%                | +41.3%                | +15.6%                | -2.2%                 |
| Registrar, Medicine                                  | 1            | +1                      | +1                      | -1                      | +0                      | +1                      | +0                      | -100.0%               | -100.0%               | -43.0%                | +14.0%                | -100.0%               | +14.0%                |
| Registrar, Ophthalmology                             |              | -3                      | -1                      |                         |                         |                         |                         | -100.0%               | -100.0%               | -100.0%               | -100.0%               | -100.0%               | -100.0%               |
| Registrar, Paediatrics                               | 42           | +26                     | +15                     | +3                      | -10                     | -9                      | -1                      | +160.0%               | +58.5%                | +7.2%                 | -19.9%                | -17.1%                | -1.9%                 |
| Registrar, Psychiatry                                | 3            | +3                      | +1                      | +2                      | +2                      | +1                      |                         | -100.0%               | +41.0%                | +182.0%               | +182.0%               | +41.0%                |                       |
| Registrar, Radiology                                 |              |                         | -1                      |                         | -2                      |                         |                         | -100.0%               | -100.0%               | -100.0%               | -100.0%               | -100.0%               | -100.0%               |
| Registrar, Surgery                                   | 21           | +17                     | +4                      | +3                      | +3                      | +5                      |                         | +412.5%               | +24.2%                | +17.1%                | +17.1%                | +32.3%                |                       |
| <b>Registrar</b>                                     | <b>91</b>    | <b>+16</b>              | <b>+14</b>              | <b>+9</b>               | <b>-6</b>               | <b>-4</b>               | <b>-1</b>               | <b>+20.6%</b>         | <b>+18.1%</b>         | <b>+11.6%</b>         | <b>-5.9%</b>          | <b>-4.1%</b>          | <b>-1.0%</b>          |
| Registrar, Senior                                    |              | -1                      |                         |                         |                         |                         |                         | -100.0%               | -100.0%               | -100.0%               | -100.0%               | -100.0%               | -100.0%               |
| <b>Senior Registrar</b>                              |              | <b>-1</b>               |                         |                         |                         |                         |                         | <b>-100.0%</b>        | <b>-100.0%</b>        | <b>-100.0%</b>        | <b>-100.0%</b>        | <b>-100.0%</b>        | <b>-100.0%</b>        |
| Registrar, Specialist                                |              | -57                     | -8                      |                         |                         |                         |                         | -100.0%               | -100.0%               | -100.0%               | -100.0%               | -100.0%               | -100.0%               |
| Specialist Registrar, Anaesthesia                    | 24           | +14                     | -3                      | -1                      | +2                      | +1                      | -1                      | +144.7%               | -10.8%                | -4.9%                 | +8.8%                 | +4.1%                 | -3.3%                 |

| Dec 2021                                       | WTE Dec 2021 | WTE change since Dec 16 | WTE change since Dec 17 | WTE change since Dec 18 | WTE change since Dec 19 | WTE change since Dec 20 | WTE change since Nov 21 | % change since Dec 16 | % change since Dec 17 | % change since Dec 18 | % change since Dec 19 | % change since Dec 20 | % change since Nov 21 |
|--|--------------|-------------------------|-------------------------|-------------------------|-------------------------|-------------------------|-------------------------|-----------------------|-----------------------|-----------------------|-----------------------|-----------------------|-----------------------|
| <b>Overall</b>                                 | <b>3,974</b> | <b>+1,000</b>           | <b>+869</b>             | <b>+592</b>             | <b>+371</b>             | <b>+212</b>             | <b>+33</b>              | <b>+33.6%</b>         | <b>+28.0%</b>         | <b>+17.5%</b>         | <b>+10.3%</b>         | <b>+5.6%</b>          | <b>+0.8%</b>          |
| Specialist Registrar, Emergency Medicine       | 8            | +6                      | +3                      | -1                      | +1                      | -2                      | -1                      | +313.0%               | +65.2%                | -6.3%                 | +18.0%                | -17.4%                | -7.8%                 |
| Specialist Registrar, Medicine                 | 2            | +2                      | -0                      | +1                      | -1                      | +0                      | +0                      | -100.0%               | -16.5%                | +137.0%               | -21.0%                | +18.5%                | +10.2%                |
| Specialist Registrar, Obstetrics & Gynaecology |              |                         |                         |                         |                         |                         |                         | -100.0%               | -100.0%               | -100.0%               | -100.0%               | -100.0%               | -100.0%               |
| Specialist Registrar, Paediatrics              | 54           | +41                     | +12                     | +4                      | -3                      | -10                     | +0                      | +318.0%               | +28.9%                | +7.1%                 | -4.5%                 | -15.2%                | +0.6%                 |
| Specialist Registrar, Pathology                | 7            | +7                      | +3                      | +4                      | +2                      | +1                      | -0                      | -100.0%               | +64.8%                | +120.4%               | +31.8%                | +13.4%                | -5.9%                 |
| Specialist Registrar, Radiology                | 6            | +4                      | +3                      | +4                      | +4                      | -0                      | -0                      | +377.1%               | +87.7%                | +181.5%               | +181.5%               | -6.2%                 | -3.3%                 |
| Specialist Registrar, Surgery                  | 21           | +17                     | +9                      | +13                     | +9                      | +9                      | -1                      | +414.4%               | +75.8%                | +164.0%               | +75.8%                | +75.8%                | -4.7%                 |
| <b>Specialist Registrar</b>                    | <b>122</b>   | <b>+35</b>              | <b>+19</b>              | <b>+23</b>              | <b>+14</b>              | <b>-1</b>               | <b>-3</b>               | <b>+39.7%</b>         | <b>+18.3%</b>         | <b>+23.8%</b>         | <b>+13.3%</b>         | <b>-0.5%</b>          | <b>-2.1%</b>          |
| <b>Registrars</b>                              | <b>213</b>   | <b>+49</b>              |                         | <b>+33</b>              | <b>+9</b>               |                         | <b>-4</b>               | <b>+30.1%</b>         |                       | <b>+18.3%</b>         | <b>+4.2%</b>          |                       | <b>-1.6%</b>          |
| Intern   | 11           | +8                      | +8                      | +8                      | +9                      | +9                      | +1                      | +266.7%               | +266.7%               | +266.7%               | +450.0%               | +450.0%               | +13.5%                |
| <b>Interns</b>                                 | <b>11</b>    | <b>+8</b>               | <b>+8</b>               | <b>+8</b>               | <b>+9</b>               | <b>+9</b>               | <b>+1</b>               | <b>+266.7%</b>        | <b>+266.7%</b>        | <b>+266.7%</b>        | <b>+450.0%</b>        | <b>+450.0%</b>        | <b>+13.5%</b>         |
| House Officer, Senior                          | 2            | -52                     | -14                     | +2                      | +2                      | +2                      |                         | -96.3%                | -87.5%                | -100.0%               | -100.0%               | -100.0%               |                       |
| Senior House Officer, Emergency Medicine       | 18           | +8                      | +0                      | -2                      | -1                      | -3                      | -0                      | +77.7%                | +1.5%                 | -11.2%                | -6.5%                 | -15.4%                | -0.7%                 |
| Senior House Officer, Medicine                 | 4            | +4                      | +4                      | +2                      | +2                      | +2                      | +0                      | -100.0%               | -100.0%               | +98.0%                | +98.0%                | +121.2%               | +11.9%                |
| Senior House Officer, Obstetrics & Gynaecology |              | -2                      |                         |                         |                         |                         |                         | -100.0%               | -100.0%               | -100.0%               | -100.0%               | -100.0%               | -100.0%               |
| Senior House Officer, Ophthalmology            | 2            | +1                      | +1                      |                         |                         |                         |                         | +100.0%               | +100.0%               |                       |                       |                       |                       |
| Senior House Officer, Paediatrics              | 53           | +42                     | +22                     | +8                      | +1                      | -4                      | -0                      | +364.3%               | +69.5%                | +17.3%                | +2.7%                 | -7.0%                 | -0.0%                 |
| Senior House Officer, Psychiatry               |              |                         |                         | -1                      |                         |                         |                         | -100.0%               | -100.0%               | -100.0%               | -100.0%               | -100.0%               | -100.0%               |
| Senior House Officer, Surgery                  | 14           | +11                     | +1                      | +2                      | +3                      | +3                      | -0                      | +457.2%               | +11.6%                | +16.3%                | +26.8%                | +26.6%                | -0.2%                 |
| <b>Senior House Officer</b>                    | <b>93</b>    | <b>+12</b>              | <b>+15</b>              | <b>+11</b>              | <b>+7</b>               | <b>-0</b>               | <b>+0</b>               | <b>+14.4%</b>         | <b>+18.6%</b>         | <b>+12.8%</b>         | <b>+8.2%</b>          | <b>-0.2%</b>          | <b>+0.3%</b>          |
| <b>SHO/ Interns</b>                            | <b>104</b>   | <b>+20</b>              |                         | <b>+19</b>              | <b>+16</b>              |                         | <b>+2</b>               | <b>+23.3%</b>         |                       | <b>+21.7%</b>         | <b>+18.3%</b>         |                       | <b>+1.5%</b>          |
| Dental Surgeon, Senior                         |              | -0                      | -1                      |                         |                         |                         |                         | -100.0%               | -100.0%               | -100.0%               | -100.0%               | -100.0%               | -100.0%               |
| <b>Dentists</b>                                |              | <b>-0</b>               | <b>-1</b>               |                         |                         |                         |                         | <b>-100.0%</b>        | <b>-100.0%</b>        | <b>-100.0%</b>        | <b>-100.0%</b>        | <b>-100.0%</b>        | <b>-100.0%</b>        |
| Medical Officer, Senior                        |              |                         | -0                      | -1                      | -0                      | -0                      |                         | -100.0%               | -100.0%               | -100.0%               | -100.0%               | -100.0%               | -100.0%               |
| Occupational Health Physician                  | 0            |                         |                         |                         |                         |                         |                         |                       |                       |                       |                       |                       |                       |
| Ophthalmic Physician, Community                | 1            |                         |                         |                         |                         |                         |                         |                       |                       |                       |                       |                       |                       |
| <b>Other Medical</b>                           | <b>1</b>     |                         | <b>-0</b>               | <b>-1</b>               | <b>-0</b>               | <b>-0</b>               |                         |                       | <b>-15.1%</b>         | <b>-50.6%</b>         | <b>-15.1%</b>         | <b>-15.1%</b>         |                       |
| <b>Medical/ Dental, other</b>                  | <b>1</b>     | <b>-0</b>               |                         | <b>-1</b>               | <b>-0</b>               |                         |                         | <b>-17.5%</b>         |                       | <b>-50.6%</b>         | <b>-15.1%</b>         |                       |                       |
| <b>Medical &amp; Dental</b>                    | <b>564</b>   | <b>+146</b>             |                         | <b>+96</b>              | <b>+51</b>              |                         | <b>+1</b>               | <b>+34.9%</b>         |                       | <b>+20.5%</b>         | <b>+9.9%</b>          |                       | <b>+0.2%</b>          |
| Clinical Nurse Manager 1                       | 65           | +13                     | +16                     | +6                      | +8                      | +2                      | +0                      | +24.7%                | +31.1%                | +9.4%                 | +13.0%                | +3.2%                 | +0.2%                 |
| Clinical Nurse Manager 2                       | 215          | +23                     | +46                     | +27                     | +16                     | +17                     | +1                      | +12.0%                | +27.0%                | +14.5%                | +7.8%                 | +8.3%                 | +0.4%                 |
| Clinical Nurse Manager 2 - Theatre             |              | -1                      | -1                      | -1                      | -1                      |                         |                         | -100.0%               | -100.0%               | -100.0%               | -100.0%               | -100.0%               | -100.0%               |
| Clinical Nurse Manager 3                       | 38           | +13                     | +14                     | +8                      | +2                      | +4                      | -1                      | +55.0%                | +58.6%                | +25.0%                | +5.3%                 | +11.0%                | -3.2%                 |
| <b>Clinical Nurse/ Midwife Manager</b>         | <b>318</b>   | <b>+48</b>              | <b>+74</b>              | <b>+39</b>              | <b>+24</b>              | <b>+22</b>              | <b>-0</b>               | <b>+17.9%</b>         | <b>+30.4%</b>         | <b>+14.1%</b>         | <b>+8.1%</b>          | <b>+7.5%</b>          | <b>-0.1%</b>          |

| Dec 2021  | WTE Dec 2021 | WTE change since Dec 16 | WTE change since Dec 17 | WTE change since Dec 18 | WTE change since Dec 19 | WTE change since Dec 20 | WTE change since Nov 21 | % change since Dec 16 | % change since Dec 17 | % change since Dec 18 | % change since Dec 19 | % change since Dec 20 | % change since Nov 21 |
|---|--------------|-------------------------|-------------------------|-------------------------|-------------------------|-------------------------|-------------------------|-----------------------|-----------------------|-----------------------|-----------------------|-----------------------|-----------------------|
| <b>Overall</b>                                      | <b>3,974</b> | <b>+1,000</b>           | <b>+869</b>             | <b>+592</b>             | <b>+371</b>             | <b>+212</b>             | <b>+33</b>              | <b>+33.6%</b>         | <b>+28.0%</b>         | <b>+17.5%</b>         | <b>+10.3%</b>         | <b>+5.6%</b>          | <b>+0.8%</b>          |
| Director of Nursing 1, Assistant                    | 34           | +18                     | +17                     | +15                     | +14                     | +3                      | +2                      | +113.8%               | +98.4%                | +83.6%                | +69.4%                | +8.5%                 | +6.3%                 |
| Director of Nursing 2, Assistant                    |              | -11                     | -11                     | -13                     | -12                     | -2                      |                         | -100.0%               | -100.0%               | -100.0%               | -100.0%               | -100.0%               | -100.0%               |
| <b>Director Nursing/Midwifery, Assistant</b>        | <b>34</b>    | <b>+7</b>               | <b>+6</b>               | <b>+2</b>               | <b>+2</b>               | <b>+1</b>               | <b>+2</b>               | <b>+26.6%</b>         | <b>+20.3%</b>         | <b>+7.4%</b>          | <b>+5.7%</b>          | <b>+1.9%</b>          | <b>+6.3%</b>          |
| Director of Nursing 1                               | 5            | +4                      | +4                      | +3                      | +3                      | +1                      |                         | +400.0%               | +400.0%               | +150.0%               | +150.0%               | +25.0%                |                       |
| Director of Nursing 2                               |              | -2                      | -2                      | -3                      | -3                      | -1                      |                         | -100.0%               | -100.0%               | -100.0%               | -100.0%               | -100.0%               | -100.0%               |
| Director of Nursing & Midwifery, Hospital Group     | 2            | +2                      | +2                      | +2                      | +2                      | +2                      |                         | -100.0%               | -100.0%               | -100.0%               | -100.0%               | -100.0%               |                       |
| <b>Director of Nursing/Midwifery</b>                | <b>7</b>     | <b>+4</b>               | <b>+4</b>               | <b>+2</b>               | <b>+2</b>               | <b>+2</b>               |                         | <b>+133.3%</b>        | <b>+133.3%</b>        | <b>+40.0%</b>         | <b>+40.0%</b>         | <b>+40.0%</b>         |                       |
| <b>Nurse/ Midwife Manager</b>                       | <b>359</b>   | <b>+59</b>              |                         | <b>+44</b>              | <b>+28</b>              |                         | <b>+2</b>               | <b>+19.9%</b>         |                       | <b>+13.9%</b>         | <b>+8.4%</b>          |                       | <b>+0.5%</b>          |
| Advanced Nurse Practitioner, Candidate (Children's) | 2            | +2                      | +2                      | +2                      | +2                      | +1                      |                         | -100.0%               | -100.0%               | -100.0%               | -100.0%               | +100.0%               |                       |
| Advanced Nurse Practitioner, Candidate (General)    | 1            | +1                      | +1                      | +1                      | -4                      | -6                      | -0                      | -100.0%               | -100.0%               | -100.0%               | -84.0%                | -87.8%                | -24.5%                |
| Advanced Nurse Practitioner (Children's)            | 13           | +4                      | +4                      | +5                      | +3                      | +0                      | -0                      | +38.6%                | +51.0%                | +58.2%                | +34.5%                | +2.0%                 | -0.5%                 |
| Advanced Nurse Practitioner (General)               | 10           | +10                     | +6                      | +6                      | +6                      | +3                      |                         | -100.0%               | +168.3%               | +158.4%               | +164.0%               | +42.3%                |                       |
| <b>Advanced Nurse/ Midwife Practitioner</b>         | <b>25</b>    | <b>+16</b>              | <b>+13</b>              | <b>+13</b>              | <b>+7</b>               | <b>-2</b>               | <b>-0</b>               | <b>+176.4%</b>        | <b>+109.8%</b>        | <b>+114.0%</b>        | <b>+39.4%</b>         | <b>-5.9%</b>          | <b>-1.3%</b>          |
| Clinical Nurse Specialist (Children's)              | 153          | +67                     | +41                     | +31                     | +23                     | +17                     | +3                      | +78.7%                | +37.2%                | +25.8%                | +17.3%                | +12.3%                | +2.2%                 |
| Clinical Nurse Specialist (General)                 | 5            | +5                      | +4                      | +4                      | +4                      | -1                      | -1                      | -100.0%               | +372.0%               | +372.0%               | +372.0%               | -16.9%                | -16.2%                |
| Clinical Nurse Specialist (Mental Health)           | 4            | +1                      | +1                      | +1                      | +2                      | +1                      | -0                      | +32.3%                | +52.4%                | +36.6%                | +66.4%                | +18.0%                | -3.3%                 |
| <b>Clinical Nurse/ Midwife Specialist</b>           | <b>162</b>   | <b>+73</b>              | <b>+47</b>              | <b>+36</b>              | <b>+28</b>              | <b>+16</b>              | <b>+2</b>               | <b>+82.6%</b>         | <b>+40.4%</b>         | <b>+28.8%</b>         | <b>+20.8%</b>         | <b>+11.3%</b>         | <b>+1.4%</b>          |
| <b>Nurse/ Midwife Specialist &amp; AN/MP</b>        | <b>187</b>   | <b>+89</b>              |                         | <b>+50</b>              | <b>+35</b>              |                         | <b>+2</b>               | <b>+91.4%</b>         |                       | <b>+36.2%</b>         | <b>+23.0%</b>         |                       | <b>+1.0%</b>          |
| Staff Nurse (Nursing Bank)                          | 2            | +2                      | +2                      | -8                      | -5                      | -0                      | +0                      | -100.0%               | -100.0%               | -82.8%                | -74.1%                | -13.0%                | +27.0%                |
| Staff Nurse, Senior (Nursing Bank)                  | 0            | +0                      | +0                      | +0                      | +0                      | -0                      | -0                      | -100.0%               | -100.0%               | -100.0%               | -100.0%               | -45.7%                | -38.7%                |
| <b>Nursing Bank</b>                                 | <b>2</b>     | <b>+2</b>               | <b>+2</b>               | <b>-7</b>               | <b>-4</b>               | <b>-1</b>               | <b>+0</b>               | <b>-100.0%</b>        | <b>-100.0%</b>        | <b>-78.7%</b>         | <b>-67.9%</b>         | <b>-22.0%</b>         | <b>+5.3%</b>          |
| Enhanced Nurse (Children's)                         | 377          | +377                    | +377                    | +377                    | +377                    | -47                     | +2                      | -100.0%               | -100.0%               | -100.0%               | -100.0%               | -11.2%                | +0.6%                 |
| Enhanced Nurse (General)                            | 48           | +48                     | +48                     | +48                     | +48                     | +3                      | -2                      | -100.0%               | -100.0%               | -100.0%               | -100.0%               | +6.6%                 | -4.4%                 |
| Enhanced Nurse, Senior (Children's)                 | 139          | +139                    | +139                    | +139                    | +139                    | -12                     | +2                      | -100.0%               | -100.0%               | -100.0%               | -100.0%               | -8.1%                 | +1.4%                 |
| Enhanced Nurse, Senior (General)                    | 26           | +26                     | +26                     | +26                     | +26                     | -2                      | +1                      | -100.0%               | -100.0%               | -100.0%               | -100.0%               | -8.6%                 | +4.9%                 |
| Staff Nurse (Adaptation Placement), Children's      |              |                         |                         |                         | -1                      | -2                      |                         | -100.0%               | -100.0%               | -100.0%               | -100.0%               | -100.0%               | -100.0%               |
| Staff Nurse (Adaptation Placement), General         | 1            | +1                      | +1                      | -0                      | +1                      | +1                      | -1                      | -100.0%               | -100.0%               | -16.0%                | -100.0%               | -100.0%               | -58.0%                |
| Staff Nurse (Children's)                            | 181          | -339                    | -372                    | -381                    | -370                    | +22                     | -7                      | -65.2%                | -67.2%                | -67.8%                | -67.1%                | +13.8%                | -3.6%                 |
| Staff Nurse - General                               | 104          | +88                     | +88                     | +78                     | +72                     | +94                     | -2                      | +534.8%               | +561.4%               | +301.3%               | +226.9%               | +961.9%               | -1.9%                 |
| Staff Nurse, Senior (Children's)                    | 18           | -131                    | -122                    | -103                    | -139                    | -1                      | -1                      | -88.0%                | -87.3%                | -85.3%                | -88.7%                | -3.4%                 | -3.4%                 |
| Staff Nurse, Senior (Dual Qualified)                | 1            | +1                      | +1                      | +1                      | +1                      | +1                      |                         | -100.0%               | -100.0%               | -100.0%               | -100.0%               | -100.0%               |                       |
| Staff Nurse, Senior (General)                       | 10           | -6                      | -8                      | -39                     | -49                     | -0                      | +1                      | -39.8%                | -46.5%                | -80.0%                | -83.4%                | -4.2%                 | +5.5%                 |
| <b>Staff Nurses [General/ Children's]</b>           | <b>904</b>   | <b>+202</b>             | <b>+177</b>             | <b>+146</b>             | <b>+105</b>             | <b>+56</b>              | <b>-7</b>               | <b>+28.9%</b>         | <b>+24.4%</b>         | <b>+19.2%</b>         | <b>+13.1%</b>         | <b>+6.6%</b>          | <b>-0.8%</b>          |
| <b>Staff Nurse/ Staff Midwife</b>                   | <b>906</b>   | <b>+204</b>             |                         | <b>+138</b>             | <b>+101</b>             |                         | <b>-7</b>               | <b>+29.1%</b>         |                       | <b>+18.0%</b>         | <b>+12.5%</b>         |                       | <b>-0.8%</b>          |

| Dec 2021   | WTE Dec 2021 | WTE change since Dec 16 | WTE change since Dec 17 | WTE change since Dec 18 | WTE change since Dec 19 | WTE change since Dec 20 | WTE change since Nov 21 | % change since Dec 16 | % change since Dec 17 | % change since Dec 18 | % change since Dec 19 | % change since Dec 20 | % change since Nov 21 |
|--|--------------|-------------------------|-------------------------|-------------------------|-------------------------|-------------------------|-------------------------|-----------------------|-----------------------|-----------------------|-----------------------|-----------------------|-----------------------|
| <b>Overall</b>   | <b>3,974</b> | <b>+1,000</b>           | <b>+869</b>             | <b>+592</b>             | <b>+371</b>             | <b>+212</b>             | <b>+33</b>              | <b>+33.6%</b>         | <b>+28.0%</b>         | <b>+17.5%</b>         | <b>+10.3%</b>         | <b>+5.6%</b>          | <b>+0.8%</b>          |
| Student Children's & General Nursing Intern (pre-registration) | 14           | +10                     | +9                      | +3                      | +2                      | +14                     | -0                      | +211.1%               | +154.5%               | +24.1%                | +13.2%                | -100.0%               | -2.1%                 |
| Student General Nursing Intern (pre-registration)              |              | -7                      | -5                      |                         |                         |                         |                         | -100.0%               | -100.0%               | -100.0%               | -100.0%               | -100.0%               | -100.0%               |
| <b>Pre-registration Nurse/ Midwife Intern</b>                  | <b>14</b>    | <b>+2</b>               | <b>+4</b>               | <b>+3</b>               | <b>+2</b>               | <b>+14</b>              | <b>-0</b>               | <b>+20.3%</b>         | <b>+35.0%</b>         | <b>+24.1%</b>         | <b>+13.2%</b>         | <b>-100.0%</b>        | <b>-2.1%</b>          |
| Student Children's & General Nursing Intern (COVID-19 HCA)     |              |                         |                         |                         |                         | -13                     |                         | -100.0%               | -100.0%               | -100.0%               | -100.0%               | -100.0%               | -100.0%               |
| <b>Pre-registration Nurse Intern (COVID-19)</b>                |              |                         |                         |                         |                         | <b>-13</b>              |                         | <b>-100.0%</b>        | <b>-100.0%</b>        | <b>-100.0%</b>        | <b>-100.0%</b>        | <b>-100.0%</b>        | <b>-100.0%</b>        |
| Student Nurse Children's Nursing (post registration)           | 47           | -23                     | -24                     | -23                     | -16                     | +4                      | -0                      | -32.9%                | -34.2%                | -32.7%                | -25.2%                | +9.5%                 | -0.8%                 |
| <b>Post-registration Nurse/ Midwife Student</b>                | <b>47</b>    | <b>-23</b>              | <b>-24</b>              | <b>-23</b>              | <b>-16</b>              | <b>+4</b>               | <b>-0</b>               | <b>-32.9%</b>         | <b>-34.2%</b>         | <b>-32.7%</b>         | <b>-25.2%</b>         | <b>+9.5%</b>          | <b>-0.8%</b>          |
| Staff Nurse, Children's (awaiting-registration)                | 1            | +1                      | +1                      | +1                      | +1                      | +1                      | -1                      | -100.0%               | -100.0%               | -100.0%               | -100.0%               | -100.0%               | -40.5%                |
| Staff Nurse, General (awaiting-registration)                   | 1            | +1                      | +1                      | +1                      | +1                      | +1                      | +1                      | -100.0%               | -100.0%               | -100.0%               | -100.0%               | -100.0%               | -100.0%               |
| <b>Nursing/ Midwifery awaiting registration</b>                | <b>2</b>     | <b>+2</b>               | <b>+2</b>               | <b>+2</b>               | <b>+2</b>               | <b>+2</b>               | <b>+0</b>               | <b>-100.0%</b>        | <b>-100.0%</b>        | <b>-100.0%</b>        | <b>-100.0%</b>        | <b>-100.0%</b>        | <b>+19.0%</b>         |
| <b>Nursing/ Midwifery Student</b>                              | <b>63</b>    | <b>-19</b>              |                         | <b>-18</b>              | <b>-12</b>              |                         | <b>-0</b>               | <b>-22.9%</b>         |                       | <b>-22.3%</b>         | <b>-16.2%</b>         |                       | <b>-0.5%</b>          |
| Clinical Nurse Instructor/Teacher                              | 1            |                         |                         |                         |                         |                         |                         |                       |                       |                       |                       |                       |                       |
| Director, Nursing/ Midwifery Education Centre                  | 1            | +0                      |                         | -1                      |                         |                         |                         | +28.2%                |                       | -50.0%                |                       |                       |                       |
| Nurse Tutor  | 3            | -1                      | +1                      | -1                      | -3                      | -0                      | +1                      | -20.7%                | +24.0%                | -16.0%                | -44.5%                | -11.0%                | +18.2%                |
| Nursing/ Midwifery Clinical Placement Co-ordinator             | 1            | -1                      | -0                      | -0                      | -0                      | -0                      |                         | -51.0%                | -4.0%                 | -4.0%                 | -4.0%                 | -4.0%                 |                       |
| Nursing/ Midwifery Practice Development Co-ordinator           | 1            | +0                      |                         |                         | -1                      | -1                      |                         | +8.1%                 |                       |                       | -50.0%                | -50.0%                |                       |
| <b>Nursing Education/Clinical</b>                              | <b>7</b>     | <b>-2</b>               | <b>+1</b>               | <b>-2</b>               | <b>-3</b>               | <b>-1</b>               | <b>+1</b>               | <b>-18.3%</b>         | <b>+9.2%</b>          | <b>-19.1%</b>         | <b>-33.0%</b>         | <b>-15.0%</b>         | <b>+7.7%</b>          |
| Nursing Unclassified   |              |                         | -1                      |                         |                         |                         |                         | -100.0%               | -100.0%               | -100.0%               | -100.0%               | -100.0%               | -100.0%               |
| <b>Other Nursing/ Midwifery</b>                                |              |                         | <b>-1</b>               |                         |                         |                         |                         | <b>-100.0%</b>        | <b>-100.0%</b>        | <b>-100.0%</b>        | <b>-100.0%</b>        | <b>-100.0%</b>        | <b>-100.0%</b>        |
| <b>Nursing/ Midwifery other</b>                                | <b>7</b>     | <b>-2</b>               |                         | <b>-2</b>               | <b>-3</b>               |                         | <b>+1</b>               | <b>-18.3%</b>         |                       | <b>-19.1%</b>         | <b>-33.0%</b>         |                       | <b>+7.7%</b>          |
| <b>Nursing &amp; Midwifery</b>                                 | <b>1,522</b> | <b>+333</b>             |                         | <b>+212</b>             | <b>+148</b>             |                         | <b>-3</b>               | <b>+28.0%</b>         |                       | <b>+16.2%</b>         | <b>+10.8%</b>         |                       | <b>-0.2%</b>          |
| Dietitian  | 8            | +2                      | +4                      | -0                      | +0                      | -1                      | +1                      | +25.4%                | +90.0%                | -5.0%                 | +1.1%                 | -14.4%                | +15.5%                |
| Dietitian, Clinical Specialist                                 | 8            | +7                      | +7                      | +3                      | +2                      | +2                      | +1                      | +400.0%               | +415.6%               | +69.4%                | +33.9%                | +29.7%                | +12.9%                |
| Dietitian Manager  | 3            | +1                      | +1                      | +1                      | +0                      |                         |                         | +50.0%                | +50.0%                | +50.0%                | +7.1%                 |                       |                       |
| Dietitian Manager-in-charge III                                | 1            | -0                      | -0                      | +0                      | +0                      | -0                      | +0                      | -5.3%                 | -10.0%                | +1.1%                 | +1.1%                 | -6.2%                 | +3.4%                 |
| Dietitian, Senior  | 37           | +12                     | +13                     | +6                      | +9                      | +1                      | -1                      | +48.5%                | +55.4%                | +20.9%                | +29.5%                | +3.1%                 | -1.9%                 |
| <b>Dietitians</b>  | <b>57</b>    | <b>+21</b>              | <b>+24</b>              | <b>+10</b>              | <b>+11</b>              | <b>+2</b>               | <b>+1</b>               | <b>+59.4%</b>         | <b>+74.9%</b>         | <b>+22.4%</b>         | <b>+23.5%</b>         | <b>+3.0%</b>          | <b>+2.3%</b>          |
| Occupational Therapist   | 4            | +2                      | +3                      | +2                      | +3                      | +1                      | +1                      | +176.4%               | +287.0%               | +93.5%                | +287.0%               | +18.7%                | +53.0%                |
| Occupational Therapist, Clinical Specialist                    | 4            | +4                      | +4                      | +4                      | +4                      | +2                      | -0                      | -100.0%               | -100.0%               | -100.0%               | -100.0%               | +108.9%               | -5.8%                 |
| Occupational Therapist Manager                                 | 3            | +1                      | -0                      | +1                      | +1                      | +1                      | +0                      | +40.5%                | -6.3%                 | +56.1%                | +30.1%                | +47.9%                | +3.3%                 |
| Occupational Therapist, Senior                                 | 18           | +8                      | +5                      | +2                      | +1                      | +3                      | +0                      | +77.9%                | +44.3%                | +12.2%                | +6.1%                 | +19.5%                | +1.1%                 |
| <b>Occupational Therapists</b>                                 | <b>28</b>    | <b>+15</b>              | <b>+12</b>              | <b>+9</b>               | <b>+8</b>               | <b>+6</b>               | <b>+1</b>               | <b>+111.0%</b>        | <b>+73.2%</b>         | <b>+44.0%</b>         | <b>+42.1%</b>         | <b>+29.3%</b>         | <b>+5.2%</b>          |
| Orthoptist   |              | -2                      | -2                      | -2                      | -2                      | -2                      |                         | -100.0%               | -100.0%               | -100.0%               | -100.0%               | -100.0%               | -100.0%               |
| Orthoptist, Senior   | 7            | +3                      | +0                      | +1                      | +2                      | +3                      | -0                      | +85.8%                | +4.0%                 | +23.8%                | +60.0%                | +95.8%                | -0.5%                 |

| Dec 2021   | WTE Dec 2021 | WTE change since Dec 16 | WTE change since Dec 17 | WTE change since Dec 18 | WTE change since Dec 19 | WTE change since Dec 20 | WTE change since Nov 21 | % change since Dec 16 | % change since Dec 17 | % change since Dec 18 | % change since Dec 19 | % change since Dec 20 | % change since Nov 21 |
|--|--------------|-------------------------|-------------------------|-------------------------|-------------------------|-------------------------|-------------------------|-----------------------|-----------------------|-----------------------|-----------------------|-----------------------|-----------------------|
| <b>Overall</b>                                   | <b>3,974</b> | <b>+1,000</b>           | <b>+869</b>             | <b>+592</b>             | <b>+371</b>             | <b>+212</b>             | <b>+33</b>              | <b>+33.6%</b>         | <b>+28.0%</b>         | <b>+17.5%</b>         | <b>+10.3%</b>         | <b>+5.6%</b>          | <b>+0.8%</b>          |
| <b>Orthoptists</b>                               | <b>7</b>     | <b>+1</b>               | <b>-2</b>               | <b>-1</b>               | <b>+0</b>               | <b>+1</b>               | <b>-0</b>               | <b>+18.6%</b>         | <b>-21.1%</b>         | <b>-10.1%</b>         | <b>+7.5%</b>          | <b>+22.6%</b>         | <b>-0.5%</b>          |
| Physiotherapist                                  | 10           | +7                      | +4                      | +6                      | +7                      | +8                      | +1                      | +233.3%               | +66.7%                | +163.2%               | +233.3%               | +400.0%               | +6.2%                 |
| Physiotherapist, Clinical Specialist             | 11           | +1                      | +2                      | +3                      | +3                      | +1                      | +1                      | +10.3%                | +29.6%                | +45.2%                | +43.6%                | +12.7%                | +6.3%                 |
| Physiotherapist-in-charge (Grade III)            | 1            | +1                      |                         |                         |                         |                         |                         | -100.0%               |                       |                       |                       |                       |                       |
| Physiotherapist Manager                          | 3            | +1                      | +2                      | +2                      | +0                      | -1                      |                         | +50.0%                | +200.0%               | +200.0%               | +2.4%                 | -22.7%                |                       |
| Physiotherapist, Senior                          | 32           | +12                     | +9                      | +3                      | -2                      | +3                      | +0                      | +56.1%                | +39.3%                | +8.6%                 | -5.2%                 | +8.7%                 | +0.8%                 |
| <b>Physiotherapists</b>                          | <b>57</b>    | <b>+22</b>              | <b>+18</b>              | <b>+14</b>              | <b>+9</b>               | <b>+11</b>              | <b>+1</b>               | <b>+61.1%</b>         | <b>+44.5%</b>         | <b>+32.7%</b>         | <b>+17.5%</b>         | <b>+23.6%</b>         | <b>+2.6%</b>          |
| Speech & Language Therapist                      |              | -1                      | -3                      | -1                      | -1                      |                         |                         | -100.0%               | -100.0%               | -100.0%               | -100.0%               | -100.0%               | -100.0%               |
| Speech & Language Therapist, Clinical Specialist | 1            | +1                      | +1                      |                         |                         |                         |                         | -100.0%               | -100.0%               |                       |                       |                       |                       |
| Speech & Language Therapist Manager              | 2            | +0                      | +0                      | +1                      | +1                      |                         |                         | +13.8%                | +22.9%                | +186.7%               | +30.3%                |                       |                       |
| Speech & Language Therapist, Senior              | 15           | +5                      | +7                      | +2                      | +3                      | +1                      | -0                      | +51.5%                | +87.9%                | +19.6%                | +26.0%                | +10.3%                | -2.4%                 |
| <b>Speech &amp; Language Therapists</b>          | <b>18</b>    | <b>+6</b>               | <b>+5</b>               | <b>+3</b>               | <b>+3</b>               | <b>+1</b>               | <b>-0</b>               | <b>+46.4%</b>         | <b>+43.6%</b>         | <b>+18.6%</b>         | <b>+16.7%</b>         | <b>+8.3%</b>          | <b>-2.0%</b>          |
| <b>Therapy Professions</b>                       | <b>167</b>   | <b>+64</b>              |                         | <b>+35</b>              | <b>+31</b>              |                         | <b>+4</b>               | <b>+62.9%</b>         |                       | <b>+26.7%</b>         | <b>+22.6%</b>         |                       | <b>+2.3%</b>          |
| Audiological Scientist                           | 1            | -0                      | -0                      | -0                      |                         |                         |                         | -11.9%                | -8.6%                 | -8.6%                 |                       |                       |                       |
| Audiological Scientist, Senior                   | 1            | +1                      | +1                      |                         |                         |                         |                         | -100.0%               | -100.0%               |                       |                       |                       |                       |
| Audiologist                                      | 1            | +1                      |                         |                         |                         | -1                      |                         | +227.3%               |                       |                       |                       | -41.0%                |                       |
| Audiologist, Chief                               |              | -1                      |                         |                         |                         |                         |                         | -100.0%               | -100.0%               | -100.0%               | -100.0%               | -100.0%               | -100.0%               |
| Audiologist, Senior                              | 4            | +1                      |                         | +1                      | +1                      | +1                      |                         | +37.0%                |                       | +33.3%                | +52.1%                | +33.3%                |                       |
| <b>Audiology</b>                                 | <b>7</b>     | <b>+2</b>               | <b>+1</b>               | <b>+1</b>               | <b>+1</b>               |                         |                         | <b>+38.1%</b>         | <b>+14.9%</b>         | <b>+14.9%</b>         | <b>+23.6%</b>         |                       |                       |
| Biochemist                                       | 2            | +1                      | +1                      | -1                      | +1                      | +2                      | +0                      | +100.0%               | +100.0%               | -33.3%                | +37.0%                | -100.0%               | +29.0%                |
| Biochemist, Principal                            |              | -2                      | -2                      |                         |                         |                         |                         | -100.0%               | -100.0%               | -100.0%               | -100.0%               | -100.0%               | -100.0%               |
| Biochemist, Senior                               | 4            | +2                      | +2                      | +2                      |                         |                         |                         | +100.0%               | +105.1%               | +100.0%               |                       |                       |                       |
| <b>Biochemists</b>                               | <b>6</b>     | <b>+2</b>               | <b>+2</b>               | <b>+1</b>               | <b>+1</b>               | <b>+2</b>               | <b>+0</b>               | <b>+33.3%</b>         | <b>+34.8%</b>         | <b>+20.0%</b>         | <b>+9.9%</b>          | <b>+50.0%</b>         | <b>+8.1%</b>          |
| Cardiac Physiologist                             | 7            | +3                      | +4                      | +2                      | +1                      | +4                      |                         | +71.1%                | +137.3%               | +40.8%                | +16.7%                | +133.3%               |                       |
| Cardiac Physiologist, Chief I                    | 2            | +1                      | +1                      | +1                      | -0                      | +0                      |                         | +99.0%                | +99.0%                | +99.0%                | -0.5%                 | +0.5%                 |                       |
| Cardiac Physiologist, Chief II                   | 1            | +0                      | +0                      | +0                      | +0                      | +0                      | +0                      | +20.0%                | +20.0%                | +20.0%                | +20.0%                | +20.0%                | +20.0%                |
| Cardiac Physiologist, Senior                     | 4            | -2                      | -3                      | -3                      | -3                      | -4                      | -1                      | -28.4%                | -41.6%                | -43.2%                | -41.7%                | -50.4%                | -21.8%                |
| <b>Cardiac Physiologists</b>                     | <b>14</b>    | <b>+2</b>               | <b>+2</b>               | <b>+0</b>               | <b>-2</b>               | <b>-0</b>               | <b>-1</b>               | <b>+20.6%</b>         | <b>+18.9%</b>         | <b>+0.5%</b>          | <b>-11.0%</b>         | <b>-0.1%</b>          | <b>-6.3%</b>          |
| Clinical Engineering Technician                  | 2            | +1                      | +1                      | -1                      |                         |                         | +0                      | +119.8%               | +100.0%               | -33.3%                |                       |                       | +0.5%                 |
| Clinical Engineering Technician, Chief           | 2            | +1                      | +1                      | +2                      | +1                      | +0                      |                         | +100.0%               | +100.0%               | -100.0%               | +100.0%               | +11.1%                |                       |
| Clinical Engineering Technician, Principal       | 2            | +2                      | -1                      | -1                      | -1                      | -0                      |                         | -100.0%               | -28.6%                | -28.6%                | -33.3%                | -9.1%                 |                       |
| Clinical Engineering Technician, Senior          | 6            | -1                      | -1                      | -1                      | -2                      | -1                      | +1                      | -7.7%                 | -7.7%                 | -7.7%                 | -20.0%                | -7.7%                 | +9.9%                 |
| <b>Clinical Engineering</b>                      | <b>12</b>    | <b>+4</b>               | <b>+1</b>               | <b>-0</b>               | <b>-2</b>               | <b>-1</b>               | <b>+1</b>               | <b>+42.7%</b>         | <b>+6.2%</b>          | <b>-2.4%</b>          | <b>-11.1%</b>         | <b>-4.0%</b>          | <b>+4.8%</b>          |
| E.C.G. Technician, Chief I                       |              | -1                      | -1                      | -1                      |                         |                         |                         | -100.0%               | -100.0%               | -100.0%               | -100.0%               | -100.0%               | -100.0%               |
| <b>E.C.G. Technicians</b>                        |              | <b>-1</b>               | <b>-1</b>               | <b>-1</b>               |                         |                         |                         | <b>-100.0%</b>        | <b>-100.0%</b>        | <b>-100.0%</b>        | <b>-100.0%</b>        | <b>-100.0%</b>        | <b>-100.0%</b>        |

| Dec 2021                           | WTE Dec 2021 | WTE change since Dec 16 | WTE change since Dec 17 | WTE change since Dec 18 | WTE change since Dec 19 | WTE change since Dec 20 | WTE change since Nov 21 | % change since Dec 16 | % change since Dec 17 | % change since Dec 18 | % change since Dec 19 | % change since Dec 20 | % change since Nov 21 |
|------------------------------------|--------------|-------------------------|-------------------------|-------------------------|-------------------------|-------------------------|-------------------------|-----------------------|-----------------------|-----------------------|-----------------------|-----------------------|-----------------------|
| <b>Overall</b>                     | <b>3,974</b> | <b>+1,000</b>           | <b>+869</b>             | <b>+592</b>             | <b>+371</b>             | <b>+212</b>             | <b>+33</b>              | <b>+33.6%</b>         | <b>+28.0%</b>         | <b>+17.5%</b>         | <b>+10.3%</b>         | <b>+5.6%</b>          | <b>+0.8%</b>          |
| Laboratory Manager                 | 2            |                         |                         | -1                      |                         |                         |                         |                       |                       | -23.1%                |                       |                       |                       |
| Medical Scientist                  | 59           | -4                      | -4                      | -3                      | +2                      | -3                      | +4                      | -5.7%                 | -5.9%                 | -5.5%                 | +4.4%                 | -5.2%                 | +6.5%                 |
| Medical Scientist, Chief           | 25           | +8                      | +9                      | +6                      | +6                      | +4                      | +0                      | +49.7%                | +51.5%                | +28.3%                | +31.9%                | +17.8%                | +1.1%                 |
| Medical Scientist, Senior          | 39           | +3                      | +3                      | +3                      | -1                      | -0                      | -1                      | +9.1%                 | +8.9%                 | +9.3%                 | -2.7%                 | -0.1%                 | -1.8%                 |
| Medical Scientist, Specialist      | 3            | +1                      | -0                      | +1                      | +1                      | +1                      | +1                      | +46.0%                | -11.5%                | +53.7%                | +53.7%                | +51.3%                | +53.7%                |
| <b>Medical Science</b>             | <b>128</b>   | <b>+9</b>               | <b>+8</b>               | <b>+6</b>               | <b>+9</b>               | <b>+2</b>               | <b>+4</b>               | <b>+7.6%</b>          | <b>+6.5%</b>          | <b>+4.9%</b>          | <b>+7.1%</b>          | <b>+1.3%</b>          | <b>+3.4%</b>          |
| Neuro-Physiologist                 | 1            | -1                      | -1                      |                         |                         |                         |                         | -39.4%                | -49.5%                |                       |                       |                       |                       |
| Neuro-Physiologist, Chief I        | 1            | -1                      | -1                      | -1                      |                         |                         |                         | -39.8%                | -50.0%                | -50.0%                |                       |                       |                       |
| Neuro-Physiologist, Chief II       | 1            | +1                      | +1                      | +1                      |                         |                         |                         | -100.0%               | -100.0%               | -100.0%               |                       |                       |                       |
| Neuro-Physiologist, Senior         | 8            | +2                      | +3                      | +1                      |                         | -1                      | -0                      | +29.8%                | +50.0%                | +15.4%                |                       | -9.6%                 | -0.7%                 |
| <b>Neuro-Physiologists</b>         | <b>11</b>    | <b>+1</b>               | <b>+2</b>               | <b>+1</b>               |                         | <b>-1</b>               | <b>-0</b>               | <b>+15.5%</b>         | <b>+16.9%</b>         | <b>+10.5%</b>         |                       | <b>-7.1%</b>          | <b>-0.5%</b>          |
| Perfusionist                       | 3            | +1                      | +1                      | +2                      | +1                      |                         |                         | +50.0%                | +50.0%                | +219.1%               | +50.0%                |                       |                       |
| Perfusionist, in charge            | 1            |                         |                         |                         |                         |                         |                         |                       |                       |                       |                       |                       |                       |
| Perfusionist, Senior               | 1            |                         |                         | -1                      | -1                      |                         |                         |                       |                       | -50.0%                | -50.0%                |                       |                       |
| <b>Perfusionists</b>               | <b>5</b>     | <b>+1</b>               | <b>+1</b>               | <b>+1</b>               |                         |                         |                         | <b>+25.0%</b>         | <b>+25.0%</b>         | <b>+26.9%</b>         |                       |                       |                       |
| Phlebotomist                       | 3            | +2                      | +2                      | +2                      | +1                      | +1                      |                         | +207.5%               | +186.0%               | +186.0%               | +57.1%                | +57.1%                |                       |
| Phlebotomist, Senior               | 1            |                         |                         |                         |                         |                         |                         |                       |                       |                       |                       |                       |                       |
| <b>Phlebotomists</b>               | <b>4</b>     | <b>+2</b>               | <b>+2</b>               | <b>+2</b>               | <b>+1</b>               | <b>+1</b>               |                         | <b>+100.0%</b>        | <b>+93.0%</b>         | <b>+93.0%</b>         | <b>+36.9%</b>         | <b>+36.9%</b>         |                       |
| Physicist                          | 16           | -4                      | -3                      | -8                      | -5                      | -4                      | -1                      | -18.5%                | -16.4%                | -35.1%                | -25.0%                | -20.6%                | -6.3%                 |
| Physicist, Chief                   | 4            | +1                      | +1                      | +1                      | +1                      | -0                      |                         | +56.9%                | +53.8%                | +33.3%                | +33.3%                | -1.5%                 |                       |
| Physicist, Principal               | 6            | +2                      | +1                      | +1                      | -0                      | +1                      |                         | +47.4%                | +20.7%                | +16.7%                | -3.4%                 | +16.7%                |                       |
| Physicist, Senior                  | 7            | -0                      | +1                      | +0                      | -0                      | +1                      | -0                      | -4.4%                 | +12.8%                | +6.5%                 | -4.9%                 | +11.9%                | -1.1%                 |
| <b>Physicists</b>                  | <b>32</b>    | <b>-1</b>               | <b>+0</b>               | <b>-6</b>               | <b>-5</b>               | <b>-3</b>               | <b>-1</b>               | <b>-1.8%</b>          | <b>+0.4%</b>          | <b>-16.0%</b>         | <b>-12.8%</b>         | <b>-7.2%</b>          | <b>-3.3%</b>          |
| Radiographer                       | 16           | +5                      | -0                      | +6                      | +3                      | +7                      | -0                      | +48.3%                | -2.8%                 | +59.9%                | +23.0%                | +77.7%                | -0.1%                 |
| Radiographer, Clinical Specialist  | 20           | +8                      | +12                     | +5                      | +5                      | +2                      | +1                      | +72.2%                | +144.5%               | +34.7%                | +38.1%                | +9.4%                 | +5.7%                 |
| Radiographer, Senior               | 31           | +14                     | +11                     | +12                     | +6                      | +5                      | -1                      | +85.9%                | +51.9%                | +59.0%                | +25.6%                | +18.2%                | -4.1%                 |
| Radiography Service Manager, I     | 2            | +1                      | +0                      |                         | +1                      |                         |                         | +100.0%               | +5.3%                 |                       | +100.0%               |                       |                       |
| Radiography Service Manager, II    | 3            | +2                      | +2                      | +2                      | -0                      | +1                      |                         | +180.0%               | +180.0%               | +180.0%               | -6.7%                 | +40.0%                |                       |
| <b>Radiographers</b>               | <b>71</b>    | <b>+31</b>              | <b>+24</b>              | <b>+24</b>              | <b>+16</b>              | <b>+14</b>              | <b>-0</b>               | <b>+74.8%</b>         | <b>+49.4%</b>         | <b>+51.8%</b>         | <b>+27.8%</b>         | <b>+24.9%</b>         | <b>-0.4%</b>          |
| Respiratory Physiologist           | 5            | +2                      | +1                      | +2                      | +1                      |                         |                         | +50.0%                | +33.1%                | +60.7%                | +18.4%                |                       |                       |
| Respiratory Physiologist, Chief I  | 1            | +0                      |                         |                         |                         |                         |                         | +7.5%                 |                       |                       |                       |                       |                       |
| Respiratory Physiologist, Senior   | 3            | -0                      | -0                      | -0                      | -0                      | -0                      | -0                      | -4.6%                 | -4.6%                 | -3.7%                 | -2.9%                 | -1.2%                 | -1.2%                 |
| <b>Respiratory Physiologists</b>   | <b>9</b>     | <b>+1</b>               | <b>+1</b>               | <b>+2</b>               | <b>+1</b>               | <b>-0</b>               | <b>-0</b>               | <b>+19.0%</b>         | <b>+12.2%</b>         | <b>+21.6%</b>         | <b>+7.3%</b>          | <b>-0.5%</b>          | <b>-0.5%</b>          |
| <b>Health Science/ Diagnostics</b> | <b>300</b>   | <b>+53</b>              |                         | <b>+30</b>              | <b>+20</b>              |                         | <b>+3</b>               | <b>+21.6%</b>         |                       | <b>+11.3%</b>         | <b>+7.0%</b>          |                       | <b>+0.9%</b>          |
| Social Worker                      | 3            | +3                      | +3                      | +1                      |                         |                         | +0                      | -100.0%               | -100.0%               | +50.0%                |                       |                       | +1.4%                 |

| Dec 2021  | WTE Dec 2021 | WTE change since Dec 16 | WTE change since Dec 17 | WTE change since Dec 18 | WTE change since Dec 19 | WTE change since Dec 20 | WTE change since Nov 21 | % change since Dec 16 | % change since Dec 17 | % change since Dec 18 | % change since Dec 19 | % change since Dec 20 | % change since Nov 21 |
|---|--------------|-------------------------|-------------------------|-------------------------|-------------------------|-------------------------|-------------------------|-----------------------|-----------------------|-----------------------|-----------------------|-----------------------|-----------------------|
| <b>Overall</b>                                  | <b>3,974</b> | <b>+1,000</b>           | <b>+869</b>             | <b>+592</b>             | <b>+371</b>             | <b>+212</b>             | <b>+33</b>              | <b>+33.6%</b>         | <b>+28.0%</b>         | <b>+17.5%</b>         | <b>+10.3%</b>         | <b>+5.6%</b>          | <b>+0.8%</b>          |
| Social Worker, Medical                          | 18           | +0                      | +2                      | +0                      | +3                      | +2                      | -1                      | +2.2%                 | +10.0%                | +0.1%                 | +23.5%                | +11.2%                | -5.2%                 |
| Social Worker, Principal                        | 5            | -0                      | -2                      | +0                      | +1                      | +0                      |                         | -4.2%                 | -30.3%                | +2.7%                 | +21.7%                | +6.7%                 |                       |
| Social Worker, Senior Medical                   | 33           | +8                      | +9                      | +5                      | +5                      | +3                      | +2                      | +31.4%                | +37.3%                | +16.3%                | +17.2%                | +10.4%                | +7.3%                 |
| Social Worker, Team Leader                      | 3            | +3                      | +3                      | -0                      | -1                      |                         |                         | -100.0%               | -100.0%               | -13.0%                | -25.0%                |                       |                       |
| Social Work Practitioner, Senior                | 3            | +1                      | +0                      | +1                      | -0                      | -0                      | -1                      | +61.7%                | +10.9%                | +54.8%                | -3.6%                 | -6.1%                 | -15.1%                |
| <b>Social Workers</b>                           | <b>65</b>    | <b>+15</b>              | <b>+15</b>              | <b>+7</b>               | <b>+8</b>               | <b>+5</b>               | <b>+1</b>               | <b>+31.1%</b>         | <b>+30.0%</b>         | <b>+11.2%</b>         | <b>+14.0%</b>         | <b>+8.4%</b>          | <b>+1.2%</b>          |
| <b>Social Workers</b>                           | <b>65</b>    | <b>+15</b>              |                         | <b>+7</b>               | <b>+8</b>               |                         | <b>+1</b>               | <b>+31.1%</b>         |                       | <b>+11.2%</b>         | <b>+14.0%</b>         |                       | <b>+1.2%</b>          |
| Psychologist, Clinical                          | 3            | -1                      | -2                      | -2                      | -1                      | -2                      |                         | -17.8%                | -47.1%                | -42.3%                | -28.2%                | -44.6%                |                       |
| Psychologist, Principal Clinical                | 11           | +4                      | +3                      | +4                      | +2                      | +1                      | -0                      | +64.9%                | +39.2%                | +63.9%                | +20.2%                | +8.7%                 | -0.1%                 |
| Psychologist, Senior Clinical                   | 31           | +14                     | +13                     | +7                      | +9                      | +6                      | +1                      | +77.0%                | +71.9%                | +28.8%                | +39.9%                | +23.3%                | +2.9%                 |
| Psychologist, Senior Counselling                | 1            | +1                      | +1                      | +1                      | -1                      | +1                      |                         | -100.0%               | -100.0%               | -100.0%               | -27.8%                | +160.0%               |                       |
| Psychology, Director of                         | 1            |                         |                         |                         |                         |                         |                         |                       |                       |                       |                       |                       |                       |
| <b>Psychologists</b>                            | <b>47</b>    | <b>+19</b>              | <b>+15</b>              | <b>+11</b>              | <b>+9</b>               | <b>+6</b>               | <b>+1</b>               | <b>+65.9%</b>         | <b>+47.9%</b>         | <b>+29.7%</b>         | <b>+24.6%</b>         | <b>+13.4%</b>         | <b>+1.9%</b>          |
| <b>Psychologists</b>                            | <b>47</b>    | <b>+19</b>              |                         | <b>+11</b>              | <b>+9</b>               |                         | <b>+1</b>               | <b>+65.9%</b>         |                       | <b>+29.7%</b>         | <b>+24.6%</b>         |                       | <b>+1.9%</b>          |
| Pharmacist                                      | 8            | +4                      | +3                      | +5                      | +6                      | +3                      | +2                      | +108.0%               | +66.4%                | +177.3%               | +316.0%               | +67.4%                | +23.4%                |
| Pharmacist, Chief I                             | 1            | +0                      | +0                      | +0                      | +0                      | +0                      |                         | +66.7%                | +66.7%                | +66.7%                | +66.7%                | +66.7%                |                       |
| Pharmacist, Chief II                            | 5            | +2                      | +1                      | +0                      | +1                      |                         |                         | +100.0%               | +41.2%                | +4.3%                 | +15.9%                |                       |                       |
| Pharmacist, Senior                              | 24           | +11                     | +13                     | +8                      | +5                      | +4                      | -2                      | +77.9%                | +106.7%               | +51.6%                | +25.9%                | +18.6%                | -8.8%                 |
| <b>Pharmacists</b>                              | <b>39</b>    | <b>+18</b>              | <b>+18</b>              | <b>+14</b>              | <b>+12</b>              | <b>+8</b>               | <b>-1</b>               | <b>+86.0%</b>         | <b>+85.2%</b>         | <b>+58.6%</b>         | <b>+47.4%</b>         | <b>+24.5%</b>         | <b>-2.0%</b>          |
| Pharmaceutical Technician                       | 10           | +9                      | +8                      | +8                      | +3                      | +3                      | +0                      | +602.7%               | +420.0%               | +444.5%               | +48.6%                | +38.7%                | +3.1%                 |
| Pharmaceutical Technician, Senior               | 12           | +2                      | +2                      | +0                      | +0                      | -1                      | +1                      | +16.2%                | +14.7%                | +3.1%                 | +4.2%                 | -6.2%                 | +6.3%                 |
| <b>Pharmacy Technicians</b>                     | <b>22</b>    | <b>+11</b>              | <b>+10</b>              | <b>+9</b>               | <b>+4</b>               | <b>+2</b>               | <b>+1</b>               | <b>+89.3%</b>         | <b>+79.5%</b>         | <b>+65.0%</b>         | <b>+20.9%</b>         | <b>+10.3%</b>         | <b>+4.8%</b>          |
| <b>Pharmacy</b>                                 | <b>61</b>    | <b>+28</b>              |                         | <b>+23</b>              | <b>+16</b>              |                         | <b>+0</b>               | <b>+87.2%</b>         |                       | <b>+60.9%</b>         | <b>+36.4%</b>         |                       | <b>+0.4%</b>          |
| Psychotherapist                                 |              | -1                      | -1                      | -1                      | -1                      | -1                      |                         | -100.0%               | -100.0%               | -100.0%               | -100.0%               | -100.0%               | -100.0%               |
| <b>Counsellor Therapists</b>                    |              | <b>-1</b>               | <b>-1</b>               | <b>-1</b>               | <b>-1</b>               | <b>-1</b>               |                         | <b>-100.0%</b>        | <b>-100.0%</b>        | <b>-100.0%</b>        | <b>-100.0%</b>        | <b>-100.0%</b>        | <b>-100.0%</b>        |
| Medical Scientist, Student                      | 3            | +1                      | +1                      | +1                      | +1                      | +1                      | +2                      | +52.6%                | +49.5%                | +49.5%                | +49.5%                | +49.5%                | +199.0%               |
| Pharmacist, Student                             |              | -2                      | -2                      |                         |                         |                         |                         | -100.0%               | -100.0%               | -100.0%               | -100.0%               | -100.0%               | -100.0%               |
| <b>HSCP Trainees/ Students</b>                  | <b>3</b>     | <b>-1</b>               | <b>-1</b>               | <b>+1</b>               | <b>+1</b>               | <b>+1</b>               | <b>+2</b>               | <b>-24.5%</b>         | <b>-25.2%</b>         | <b>+49.5%</b>         | <b>+49.5%</b>         | <b>+49.5%</b>         | <b>+199.0%</b>        |
| Clinical Photographer                           | 3            | +1                      | +1                      | +1                      | +1                      | +1                      | +0                      | +58.5%                | +58.5%                | +58.5%                | +51.7%                | +26.8%                | +11.2%                |
| Health & Social Care Professionals Unclassified | 0            | -1                      | -1                      | -1                      | -1                      |                         |                         | -83.0%                | -83.0%                | -83.0%                | -83.0%                |                       |                       |
| <b>Other Health &amp; Social Care</b>           | <b>3</b>     | <b>+0</b>               | <b>+0</b>               | <b>+0</b>               | <b>+0</b>               | <b>+1</b>               | <b>+0</b>               | <b>+11.3%</b>         | <b>+11.3%</b>         | <b>+11.3%</b>         | <b>+8.1%</b>          | <b>+25.1%</b>         | <b>+10.6%</b>         |
| Play Specialist                                 | 16           | +3                      | +2                      | +2                      | +1                      | +0                      | -0                      | +24.7%                | +12.5%                | +12.8%                | +8.3%                 | +1.7%                 | -0.1%                 |
| Play Specialist, Senior                         | 2            | +1                      | +1                      |                         |                         |                         |                         | +100.0%               | +100.0%               |                       |                       |                       |                       |
| Play Therapist                                  | 1            | -1                      | -1                      | -2                      | -1                      | -1                      |                         | -64.8%                | -55.0%                | -66.3%                | -40.4%                | -42.6%                |                       |

| Dec 2021                                      | WTE Dec 2021 | WTE change since Dec 16 | WTE change since Dec 17 | WTE change since Dec 18 | WTE change since Dec 19 | WTE change since Dec 20 | WTE change since Nov 21 | % change since Dec 16 | % change since Dec 17 | % change since Dec 18 | % change since Dec 19 | % change since Dec 20 | % change since Nov 21 |
|---|--------------|-------------------------|-------------------------|-------------------------|-------------------------|-------------------------|-------------------------|-----------------------|-----------------------|-----------------------|-----------------------|-----------------------|-----------------------|
| <b>Overall</b>                                | <b>3,974</b> | <b>+1,000</b>           | <b>+869</b>             | <b>+592</b>             | <b>+371</b>             | <b>+212</b>             | <b>+33</b>              | <b>+33.6%</b>         | <b>+28.0%</b>         | <b>+17.5%</b>         | <b>+10.3%</b>         | <b>+5.6%</b>          | <b>+0.8%</b>          |
| Play Therapist, Senior                        | 1            |                         | +0                      | +1                      | +1                      | +1                      | +0                      |                       | +9.4%                 | +250.0%               | +250.0%               | +250.0%               | +16.7%                |
| <b>Play Therapists/ Specialists</b>           | <b>21</b>    | <b>+3</b>               | <b>+2</b>               | <b>+1</b>               | <b>+2</b>               | <b>+1</b>               | <b>+0</b>               | <b>+15.5%</b>         | <b>+10.5%</b>         | <b>+6.6%</b>          | <b>+9.1%</b>          | <b>+3.4%</b>          | <b>+0.9%</b>          |
| <b>H&amp;SC, Other</b>                        | <b>27</b>    | <b>+1</b>               |                         | <b>+2</b>               | <b>+2</b>               |                         | <b>+3</b>               | <b>+4.4%</b>          |                       | <b>+6.3%</b>          | <b>+7.8%</b>          |                       | <b>+10.2%</b>         |
| <b>Health &amp; Social Care Professionals</b> | <b>667</b>   | <b>+182</b>             |                         | <b>+108</b>             | <b>+86</b>              |                         | <b>+11</b>              | <b>+37.4%</b>         |                       | <b>+19.2%</b>         | <b>+14.8%</b>         |                       | <b>+1.7%</b>          |
| CEO (Band H4 Hospital)                        |              | -1                      | -1                      |                         |                         |                         |                         | -100.0%               | -100.0%               | -100.0%               | -100.0%               | -100.0%               | -100.0%               |
| CEO (Band SC2 Social Care)                    |              |                         |                         |                         |                         |                         | -1                      | -100.0%               | -100.0%               | -100.0%               | -100.0%               | -100.0%               | -100.0%               |
| Chief Executive, Hospital Group               | 1            | +1                      |                         | +0                      |                         | +0                      |                         | -100.0%               |                       | +28.2%                |                       | +5.3%                 |                       |
| Chief Executive Officer                       | 1            |                         |                         |                         |                         |                         |                         |                       |                       |                       |                       |                       |                       |
| Director of Finance                           | 1            | +1                      | +1                      |                         |                         |                         |                         | -100.0%               | -100.0%               |                       |                       |                       |                       |
| Director of HR                                | 1            | +1                      | +1                      |                         |                         |                         |                         | -100.0%               | -100.0%               |                       |                       |                       |                       |
| Director of Information Systems               | 1            | -1                      | -1                      | -1                      | -1                      |                         |                         | -50.0%                | -50.0%                | -50.0%                | -50.0%                |                       |                       |
| National Director, Assistant (Services)       | 5            | +4                      | +4                      | +2                      | +4                      |                         |                         | +420.8%               | +420.8%               | +92.3%                | +242.5%               |                       |                       |
| National Director, Assistant (Support)        | 2            | +1                      | +1                      | -1                      |                         | +0                      |                         | +100.0%               | +100.0%               | -33.3%                |                       | +18.3%                |                       |
| <b>Executive Management</b>                   | <b>12</b>    | <b>+6</b>               | <b>+5</b>               | <b>+1</b>               | <b>+3</b>               | <b>+0</b>               | <b>-1</b>               | <b>+101.3%</b>        | <b>+72.4%</b>         | <b>+5.4%</b>          | <b>+26.8%</b>         | <b>+3.1%</b>          | <b>-7.7%</b>          |
| Functional Officer                            | 1            | -3                      | -3                      | -3                      | -4                      |                         |                         | -75.0%                | -75.0%                | -75.0%                | -79.9%                |                       |                       |
| General Manager                               | 11           | +10                     | +8                      | +7                      | +7                      | +3                      | +0                      | +1017.0%              | +272.3%               | +179.3%               | +179.9%               | +39.8%                | +2.1%                 |
| Grade VIII                                    | 44           | +23                     | +22                     | +14                     | +10                     | +11                     | +2                      | +111.0%               | +94.6%                | +44.0%                | +31.0%                | +34.2%                | +4.2%                 |
| <b>Senior Management (VIII &amp; GM)</b>      | <b>56</b>    | <b>+30</b>              | <b>+27</b>              | <b>+18</b>              | <b>+14</b>              | <b>+14</b>              | <b>+2</b>               | <b>+117.2%</b>        | <b>+89.7%</b>         | <b>+45.7%</b>         | <b>+32.0%</b>         | <b>+34.5%</b>         | <b>+3.7%</b>          |
| <b>Management (VIII &amp; above)</b>          | <b>68</b>    | <b>+37</b>              |                         | <b>+18</b>              | <b>+16</b>              |                         | <b>+1</b>               | <b>+114.2%</b>        |                       | <b>+36.5%</b>         | <b>+31.1%</b>         |                       | <b>+1.5%</b>          |
| Grade V                                       | 158          | +65                     | +58                     | +35                     | +23                     | +9                      | +1                      | +70.0%                | +58.2%                | +28.4%                | +17.2%                | +6.1%                 | +0.7%                 |
| Grade VI                                      | 84           | +40                     | +32                     | +16                     | +4                      | +3                      | +2                      | +88.7%                | +62.0%                | +22.6%                | +4.8%                 | +3.3%                 | +2.2%                 |
| Grade VII                                     | 73           | +37                     | +34                     | +19                     | +22                     | +12                     | +5                      | +100.8%               | +85.3%                | +36.1%                | +44.6%                | +19.1%                | +7.2%                 |
| Supplies Officer Grade A                      | 3            | +1                      | +0                      |                         | +1                      | +0                      |                         | +58.7%                | +3.8%                 |                       | +50.0%                | +11.1%                |                       |
| Supplies Officer Grade B                      | 3            | +2                      | +0                      | +0                      | +0                      | +0                      |                         | +203.0%               | +0.3%                 | +10.7%                | +0.3%                 | +0.3%                 |                       |
| <b>Middle Management (V-VII)</b>              | <b>321</b>   | <b>+144</b>             | <b>+124</b>             | <b>+70</b>              | <b>+50</b>              | <b>+24</b>              | <b>+8</b>               | <b>+81.7%</b>         | <b>+62.9%</b>         | <b>+28.0%</b>         | <b>+18.7%</b>         | <b>+8.0%</b>          | <b>+2.5%</b>          |
| Librarian                                     | 1            | -0                      | -0                      | -0                      | -0                      | -0                      | -0                      | -28.7%                | -28.7%                | -28.7%                | -28.7%                | -28.7%                | -28.7%                |
| Librarian, Assistant                          |              | -1                      | -0                      |                         |                         |                         |                         | -100.0%               | -100.0%               | -100.0%               | -100.0%               | -100.0%               | -100.0%               |
| Librarian, Senior                             | 1            | -0                      | -0                      | -0                      | -0                      | -0                      | -0                      | -16.2%                | -16.2%                | -16.2%                | -16.2%                | -16.2%                | -16.2%                |
| <b>Other Administrative</b>                   | <b>1</b>     | <b>-1</b>               | <b>-0</b>               | <b>-0</b>               | <b>-0</b>               | <b>-0</b>               | <b>-0</b>               | <b>-52.3%</b>         | <b>-27.1%</b>         | <b>-22.5%</b>         | <b>-22.5%</b>         | <b>-22.5%</b>         | <b>-22.5%</b>         |
| <b>Administrative/ Supervisory (V to VII)</b> | <b>322</b>   | <b>+143</b>             |                         | <b>+70</b>              | <b>+50</b>              |                         | <b>+7</b>               | <b>+79.8%</b>         |                       | <b>+27.6%</b>         | <b>+18.4%</b>         |                       | <b>+2.4%</b>          |
| Clerical Officer                              | 68           | +11                     | +1                      | +5                      | +3                      | +7                      | +2                      | +19.0%                | +2.1%                 | +7.3%                 | +5.4%                 | +10.8%                | +2.7%                 |
| Grade IV                                      | 325          | +74                     | +48                     | +41                     | -9                      | -2                      | +1                      | +29.5%                | +17.1%                | +14.6%                | -2.8%                 | -0.7%                 | +0.3%                 |
| Supplies Officer Grade C                      | 6            | +2                      | +2                      | +1                      | +1                      | +1                      |                         | +53.9%                | +35.6%                | +21.2%                | +21.2%                | +21.2%                |                       |
| Supplies Officer Grade D                      | 9            | +2                      | +2                      | +2                      | +2                      | +1                      | +1                      | +35.2%                | +27.3%                | +27.3%                | +27.3%                | +12.9%                | +11.4%                |

| Dec 2021                                     | WTE Dec 2021 | WTE change since Dec 16 | WTE change since Dec 17 | WTE change since Dec 18 | WTE change since Dec 19 | WTE change since Dec 20 | WTE change since Nov 21 | % change since Dec 16 | % change since Dec 17 | % change since Dec 18 | % change since Dec 19 | % change since Dec 20 | % change since Nov 21 |
|--|--------------|-------------------------|-------------------------|-------------------------|-------------------------|-------------------------|-------------------------|-----------------------|-----------------------|-----------------------|-----------------------|-----------------------|-----------------------|
| <b>Overall</b>                               | <b>3,974</b> | <b>+1,000</b>           | <b>+869</b>             | <b>+592</b>             | <b>+371</b>             | <b>+212</b>             | <b>+33</b>              | <b>+33.6%</b>         | <b>+28.0%</b>         | <b>+17.5%</b>         | <b>+10.3%</b>         | <b>+5.6%</b>          | <b>+0.8%</b>          |
| Telephonist                                  | 10           | +3                      | +4                      | +1                      | +1                      | +3                      | -0                      | +41.0%                | +59.9%                | +15.5%                | +12.5%                | +36.9%                | -1.0%                 |
| Telephonist, Supervisor                      | 1            | -0                      | -0                      | -0                      | -0                      | -0                      | -0                      | -33.0%                | -33.0%                | -33.0%                | -33.0%                | -33.0%                | -33.0%                |
| <b>General Administrative (III &amp; IV)</b> | <b>418</b>   | <b>+92</b>              | <b>+56</b>              | <b>+50</b>              | <b>-2</b>               | <b>+9</b>               | <b>+3</b>               | <b>+28.2%</b>         | <b>+15.4%</b>         | <b>+13.6%</b>         | <b>-0.5%</b>          | <b>+2.2%</b>          | <b>+0.7%</b>          |
| <b>Clerical (III &amp; IV)</b>               | <b>418</b>   | <b>+92</b>              |                         | <b>+50</b>              | <b>-2</b>               |                         | <b>+3</b>               | <b>+28.2%</b>         |                       | <b>+13.6%</b>         | <b>-0.5%</b>          |                       | <b>+0.7%</b>          |
| <b>Management &amp; Administrative</b>       | <b>809</b>   | <b>+271</b>             |                         | <b>+138</b>             | <b>+64</b>              |                         | <b>+12</b>              | <b>+50.5%</b>         |                       | <b>+20.6%</b>         | <b>+8.6%</b>          |                       | <b>+1.5%</b>          |
| <b>Catering</b>                              | <b>14</b>    | <b>+1</b>               | <b>+3</b>               | <b>+2</b>               | <b>+2</b>               | <b>+1</b>               | <b>+0</b>               | <b>+6.2%</b>          | <b>+24.0%</b>         | <b>+17.5%</b>         | <b>+18.5%</b>         | <b>+9.8%</b>          | <b>+1.6%</b>          |
| <b>Household Services</b>                    | <b>80</b>    | <b>+8</b>               | <b>+6</b>               | <b>+1</b>               | <b>+5</b>               | <b>+3</b>               | <b>+2</b>               | <b>+10.6%</b>         | <b>+7.4%</b>          | <b>+1.1%</b>          | <b>+6.1%</b>          | <b>+4.0%</b>          | <b>+2.0%</b>          |
| <b>Other Labs &amp; Associated</b>           | <b>21</b>    | <b>+6</b>               | <b>+10</b>              | <b>+8</b>               | <b>+7</b>               | <b>+2</b>               | <b>+2</b>               | <b>+40.0%</b>         | <b>+98.3%</b>         | <b>+64.5%</b>         | <b>+45.9%</b>         | <b>+11.8%</b>         | <b>+12.9%</b>         |
| <b>Other Support</b>                         | <b>40</b>    | <b>+4</b>               | <b>+5</b>               | <b>+2</b>               | <b>-3</b>               | <b>-5</b>               | <b>-0</b>               | <b>+11.0%</b>         | <b>+12.9%</b>         | <b>+4.1%</b>          | <b>-5.9%</b>          | <b>-10.1%</b>         | <b>-1.1%</b>          |
| <b>Portering</b>                             | <b>49</b>    | <b>-6</b>               | <b>-5</b>               | <b>-5</b>               | <b>-1</b>               | <b>-7</b>               | <b>+2</b>               | <b>-11.4%</b>         | <b>-8.7%</b>          | <b>-9.1%</b>          | <b>-1.9%</b>          | <b>-11.8%</b>         | <b>+3.4%</b>          |
| <b>Support</b>                               | <b>205</b>   | <b>+12</b>              |                         | <b>+8</b>               | <b>+10</b>              |                         | <b>+5</b>               | <b>+6.3%</b>          |                       | <b>+4.0%</b>          | <b>+5.1%</b>          |                       | <b>+2.7%</b>          |
| Craftsman's Mate                             | 2            |                         |                         |                         |                         |                         | +0                      |                       |                       |                       |                       |                       | +1.0%                 |
| Electrician                                  | 3            | -1                      | -1                      | +1                      | +1                      | +1                      |                         | -17.1%                | -17.1%                | +29.9%                | +50.0%                | +50.0%                |                       |
| Gardener/ Groundsman                         | 1            |                         |                         |                         |                         |                         |                         |                       |                       |                       |                       |                       |                       |
| Maintenance Craftsman/Technician             | 3            | +1                      | +1                      |                         |                         |                         |                         | +50.0%                | +50.0%                |                       |                       |                       |                       |
| Maintenance Foreman                          | 3            | +1                      | +0                      | -1                      |                         |                         |                         | +50.0%                | +9.5%                 | -25.0%                |                       |                       |                       |
| Maintenance Helper                           | 1            |                         |                         |                         |                         |                         |                         |                       |                       |                       |                       |                       |                       |
| Maintenance Officer                          |              | -1                      |                         |                         |                         |                         |                         | -100.0%               | -100.0%               | -100.0%               | -100.0%               | -100.0%               | -100.0%               |
| Plumber                                      | 2            |                         |                         |                         |                         |                         |                         |                       |                       |                       |                       |                       |                       |
| <b>Maintenance</b>                           | <b>15</b>    | <b>+0</b>               | <b>+1</b>               | <b>-0</b>               | <b>+1</b>               | <b>+1</b>               | <b>+0</b>               | <b>+2.6%</b>          | <b>+4.5%</b>          | <b>-2.0%</b>          | <b>+7.1%</b>          | <b>+7.1%</b>          | <b>+0.1%</b>          |
| Engineer/ Engineering Officer                | 1            |                         | +1                      | +1                      |                         |                         |                         |                       | -100.0%               | -100.0%               |                       |                       |                       |
| <b>Technical Services</b>                    | <b>1</b>     |                         | <b>+1</b>               | <b>+1</b>               |                         |                         |                         |                       | <b>-100.0%</b>        | <b>-100.0%</b>        |                       |                       |                       |
| <b>Maintenance/ Technical</b>                | <b>16</b>    | <b>+0</b>               |                         | <b>+1</b>               | <b>+1</b>               |                         | <b>+0</b>               | <b>+2.4%</b>          |                       | <b>+4.5%</b>          | <b>+6.7%</b>          |                       | <b>+0.1%</b>          |
| <b>General Support</b>                       | <b>221</b>   | <b>+13</b>              |                         | <b>+9</b>               | <b>+11</b>              |                         | <b>+5</b>               | <b>+6.0%</b>          |                       | <b>+4.0%</b>          | <b>+5.2%</b>          |                       | <b>+2.5%</b>          |
| Attendant, Multi-Task                        | 4            | +4                      | +4                      | +4                      | +1                      | +1                      | +1                      | -100.0%               | -100.0%               | -100.0%               | +33.3%                | +33.3%                | +40.8%                |
| Nurse's Aide                                 | 1            | -38                     | -39                     | -1                      | -1                      | +0                      | +0                      | -96.8%                | -96.9%                | -50.6%                | -38.3%                | +22.8%                | +53.1%                |
| <b>Attendant/ Aide</b>                       | <b>5</b>     | <b>-34</b>              | <b>-35</b>              | <b>+3</b>               | <b>+0</b>               | <b>+1</b>               | <b>+2</b>               | <b>-86.6%</b>         | <b>-86.9%</b>         | <b>+108.8%</b>        | <b>+4.6%</b>          | <b>+30.7%</b>         | <b>+43.6%</b>         |
| Physiotherapy Assistant                      | 4            | +4                      | +3                      | +1                      | +1                      | -1                      | +0                      | -100.0%               | +287.0%               | +54.8%                | +54.8%                | -26.3%                | +1.6%                 |
| Psychologist Assistant                       |              |                         |                         |                         | -1                      |                         |                         | -100.0%               | -100.0%               | -100.0%               | -100.0%               | -100.0%               | -100.0%               |
| Radiography Aide                             | 3            | +3                      | +3                      | +3                      | +2                      | +3                      | +0                      | -100.0%               | -100.0%               | -100.0%               | +150.0%               | -100.0%               | +0.4%                 |
| <b>Health &amp; Social Care Assistants</b>   | <b>6</b>     | <b>+6</b>               | <b>+5</b>               | <b>+4</b>               | <b>+2</b>               | <b>+1</b>               | <b>+0</b>               | <b>-100.0%</b>        | <b>+537.0%</b>        | <b>+154.8%</b>        | <b>+55.0%</b>         | <b>+21.3%</b>         | <b>+1.1%</b>          |
| Health Care Assistant                        | 168          | +86                     | +82                     | +26                     | +12                     | +10                     | +6                      | +105.7%               | +95.3%                | +18.4%                | +7.7%                 | +6.5%                 | +3.7%                 |
| Health Care Assistant, intern                |              | -1                      |                         |                         |                         |                         |                         | -100.0%               | -100.0%               | -100.0%               | -100.0%               | -100.0%               | -100.0%               |

| Dec 2021   | WTE<br>Dec<br>2021 | WTE<br>change<br>since<br>Dec 16 | WTE<br>change<br>since<br>Dec 17 | WTE<br>change<br>since<br>Dec 18 | WTE<br>change<br>since<br>Dec 19 | WTE<br>change<br>since<br>Dec 20 | WTE<br>change<br>since<br>Nov 21 | % change<br>since Dec<br>16 | % change<br>since Dec<br>17 | % change<br>since Dec<br>18 | % change<br>since Dec<br>19 | % change<br>since Dec<br>20 | %<br>change<br>since<br>Nov 21 |
|--|--------------------|----------------------------------|----------------------------------|----------------------------------|----------------------------------|----------------------------------|----------------------------------|-----------------------------|-----------------------------|-----------------------------|-----------------------------|-----------------------------|--------------------------------|
| <b>Overall</b>   | <b>3,974</b>       | <b>+1,000</b>                    | <b>+869</b>                      | <b>+592</b>                      | <b>+371</b>                      | <b>+212</b>                      | <b>+33</b>                       | <b>+33.6%</b>               | <b>+28.0%</b>               | <b>+17.5%</b>               | <b>+10.3%</b>               | <b>+5.6%</b>                | <b>+0.8%</b>                   |
| <b>Health Care Assistant/ Care Assistant</b>           | <b>168</b>         | <b>+85</b>                       | <b>+82</b>                       | <b>+26</b>                       | <b>+12</b>                       | <b>+10</b>                       | <b>+6</b>                        | <b>+103.7%</b>              | <b>+95.3%</b>               | <b>+18.4%</b>               | <b>+7.7%</b>                | <b>+6.5%</b>                | <b>+3.7%</b>                   |
| Health Care Assistant (Student Nurse/Midwife COVID-19) |                    |                                  |                                  |                                  |                                  | -15                              |                                  | -100.0%                     | -100.0%                     | -100.0%                     | -100.0%                     | -100.0%                     | -100.0%                        |
| <b>HCA (Student Nurse/Midwife COVID-19)</b>            |                    |                                  |                                  |                                  |                                  | <b>-15</b>                       |                                  | <b>-100.0%</b>              | <b>-100.0%</b>              | <b>-100.0%</b>              | <b>-100.0%</b>              | <b>-100.0%</b>              | <b>-100.0%</b>                 |
| <b>Health Care Assistants</b>                          | <b>179</b>         | <b>+58</b>                       |                                  | <b>+33</b>                       | <b>+14</b>                       |                                  | <b>+8</b>                        | <b>+47.6%</b>               |                             | <b>+22.2%</b>               | <b>+8.8%</b>                |                             | <b>+4.4%</b>                   |
| Dental Nurse   | 3                  | +2                               | +1                               | +0                               | +0                               | +0                               | -0                               | +200.0%                     | +50.0%                      | +1.7%                       | +6.4%                       | +4.5%                       | -1.0%                          |
| Nursery Nurse  | 2                  | -4                               | -4                               | -3                               | -3                               | -3                               | -0                               | -65.4%                      | -64.8%                      | -58.7%                      | -58.3%                      | -55.7%                      | -6.9%                          |
| Other Patient & Client Care Unclassified               |                    | -3                               |                                  |                                  |                                  |                                  |                                  | -100.0%                     | -100.0%                     | -100.0%                     | -100.0%                     | -100.0%                     | -100.0%                        |
| <b>Other Care Grades</b>                               | <b>5</b>           | <b>-5</b>                        | <b>-3</b>                        | <b>-3</b>                        | <b>-3</b>                        | <b>-3</b>                        | <b>-0</b>                        | <b>-50.1%</b>               | <b>-37.8%</b>               | <b>-37.8%</b>               | <b>-36.3%</b>               | <b>-34.2%</b>               | <b>-3.6%</b>                   |
| Chaplain   | 6                  | +3                               | +3                               | +1                               | +0                               | +0                               | +0                               | +131.9%                     | +131.9%                     | +18.3%                      | +3.9%                       | +7.6%                       | +0.3%                          |
| <b>Pastoral Care</b>                                   | <b>6</b>           | <b>+3</b>                        | <b>+3</b>                        | <b>+1</b>                        | <b>+0</b>                        | <b>+0</b>                        | <b>+0</b>                        | <b>+131.9%</b>              | <b>+131.9%</b>              | <b>+18.3%</b>               | <b>+3.9%</b>                | <b>+7.6%</b>                | <b>+0.3%</b>                   |
| <b>Care, other</b>                                     | <b>11</b>          | <b>-2</b>                        |                                  | <b>-2</b>                        | <b>-3</b>                        |                                  | <b>-0</b>                        | <b>-15.3%</b>               |                             | <b>-17.2%</b>               | <b>-20.1%</b>               |                             | <b>-1.6%</b>                   |
| <b>Patient &amp; Client Care</b>                       | <b>191</b>         | <b>+56</b>                       |                                  | <b>+30</b>                       | <b>+12</b>                       |                                  | <b>+7</b>                        | <b>+41.5%</b>               |                             | <b>+18.9%</b>               | <b>+6.5%</b>                |                             | <b>+4.1%</b>                   |

Source: Health Service Personnel Census

## Longitudinal Employment Levels by Staff Group - Oct 2016 to Dec 2021

| Dec 2021                               | WTE Dec 2021 | WTE change since Dec 16 | WTE change since Dec 17 | WTE change since Dec 18 | WTE change since Dec 19 | WTE change since Dec 20 | WTE change since Nov 21 | % change since Dec 16 | % change since Dec 17 | % change since Dec 18 | % change since Dec 19 | % change since Dec 20 | % change since Nov 21 |
|--|--------------|-------------------------|-------------------------|-------------------------|-------------------------|-------------------------|-------------------------|-----------------------|-----------------------|-----------------------|-----------------------|-----------------------|-----------------------|
| <b>Overall</b>                         | <b>3,974</b> | <b>+1,000</b>           | <b>+869</b>             | <b>+592</b>             | <b>+371</b>             | <b>+212</b>             | <b>+33</b>              | <b>+33.6%</b>         | <b>+28.0%</b>         | <b>+17.5%</b>         | <b>+10.3%</b>         | <b>+5.6%</b>          | <b>+0.8%</b>          |
| Consultants                            | 10           | +10                     | +10                     | +10                     | +1                      | -0                      | +1                      | -100.0%               | -100.0%               | -100.0%               | +5.2%                 | -2.2%                 | +10.8%                |
| Registrars                             | 11           | +11                     | +11                     | +11                     | +0                      | +4                      | -1                      | -100.0%               | -100.0%               | -100.0%               | +2.0%                 | +53.0%                | -9.7%                 |
| SHO/ Interns                           | 3            | +3                      | +3                      | +3                      | -1                      |                         | -0                      | -100.0%               | -100.0%               | -100.0%               | -25.0%                |                       | -7.1%                 |
| Nurse/ Midwife Manager                 | 19           | +19                     | +19                     | +19                     | +2                      | +2                      | +1                      | -100.0%               | -100.0%               | -100.0%               | +12.5%                | +13.9%                | +8.3%                 |
| Nurse/ Midwife Specialist & AN/MP      | 7            | +7                      | +7                      | +7                      | +4                      | +3                      | +1                      | -100.0%               | -100.0%               | -100.0%               | +176.8%               | +83.2%                | +11.4%                |
| Staff Nurse/ Staff Midwife             | 20           | +20                     | +20                     | +20                     | +2                      | +0                      | +1                      | -100.0%               | -100.0%               | -100.0%               | +13.1%                | +0.4%                 | +6.5%                 |
| Therapy Professions                    | 6            | +6                      | +6                      | +6                      | +1                      |                         |                         | -100.0%               | -100.0%               | -100.0%               | +10.0%                |                       |                       |
| Health Science/ Diagnostics            | 10           | +10                     | +10                     | +10                     | -1                      | -0                      | +1                      | -100.0%               | -100.0%               | -100.0%               | -8.9%                 | -1.3%                 | +11.4%                |
| Social Workers                         | 8            | +8                      | +8                      | +8                      | +1                      | +2                      | +0                      | -100.0%               | -100.0%               | -100.0%               | +20.0%                | +42.2%                | +1.7%                 |
| Psychologists                          | 8            | +8                      | +8                      | +8                      | +4                      | +1                      | +0                      | -100.0%               | -100.0%               | -100.0%               | +97.2%                | +15.2%                | +2.2%                 |
| Pharmacy                               | 3            | +3                      | +3                      | +3                      | +1                      | +1                      | -0                      | -100.0%               | -100.0%               | -100.0%               | +48.5%                | +48.5%                | -1.0%                 |
| H&SC, Other                            | 2            | +2                      | +2                      | +2                      | -1                      | -1                      | -0                      | -100.0%               | -100.0%               | -100.0%               | -24.9%                | -35.6%                | -9.0%                 |
| Management (VIII & above)              | 0            | +0                      | +0                      | +0                      | +0                      | +0                      | -1                      | -100.0%               | -100.0%               | -100.0%               | -100.0%               | -100.0%               | -83.0%                |
| Administrative/ Supervisory (V to VII) | 2            | +2                      | +2                      | +2                      | -2                      | -3                      | -0                      | -100.0%               | -100.0%               | -100.0%               | -45.9%                | -51.4%                | -11.6%                |
| Clerical (III & IV)                    | 26           | +26                     | +26                     | +26                     | -0                      | +2                      | +1                      | -100.0%               | -100.0%               | -100.0%               | -0.5%                 | +7.8%                 | +2.2%                 |
| Support                                | 3            | +3                      | +3                      | +3                      |                         |                         |                         | -100.0%               | -100.0%               | -100.0%               |                       |                       |                       |
| Health Care Assistants                 | 10           | +10                     | +10                     | +10                     | -1                      | -1                      | +0                      | -100.0%               | -100.0%               | -100.0%               | -7.2%                 | -5.2%                 | +4.1%                 |
| Care, other                            | 1            | +1                      | +1                      | +1                      | +1                      |                         |                         | -100.0%               | -100.0%               | -100.0%               | -100.0%               |                       |                       |
| <b>CHI at Connolly</b>                 | <b>147</b>   | <b>+147</b>             | <b>+147</b>             | <b>+147</b>             | <b>+12</b>              | <b>+11</b>              | <b>+4</b>               | <b>-100.0%</b>        | <b>-100.0%</b>        | <b>-100.0%</b>        | <b>+8.6%</b>          | <b>+8.2%</b>          | <b>+2.7%</b>          |
| Consultants                            | 124          | +32                     | +27                     | +17                     | +12                     | +8                      | +2                      | +34.8%                | +27.3%                | +15.7%                | +10.6%                | +7.2%                 | +1.9%                 |
| Registrars                             | 116          | +31                     | +20                     | +24                     | +12                     | +3                      | +0                      | +36.3%                | +20.2%                | +25.6%                | +11.4%                | +2.7%                 | +0.4%                 |
| SHO/ Interns                           | 43           | +3                      | +5                      | +4                      | +5                      | +5                      | +0                      | +8.0%                 | +13.4%                | +9.0%                 | +11.9%                | +11.9%                | +0.1%                 |
| Medical/ Dental, other                 | 1            |                         |                         |                         |                         |                         |                         |                       |                       |                       |                       |                       |                       |
| Nurse/ Midwife Manager                 | 173          | +36                     | +37                     | +16                     | +14                     | +18                     | +4                      | +26.0%                | +27.5%                | +10.5%                | +8.8%                 | +11.8%                | +2.1%                 |
| Nurse/ Midwife Specialist & AN/MP      | 121          | +33                     | +35                     | +24                     | +18                     | +7                      | +1                      | +38.0%                | +40.0%                | +24.2%                | +17.8%                | +6.4%                 | +1.2%                 |
| Staff Nurse/ Staff Midwife             | 553          | +128                    | +96                     | +88                     | +76                     | +35                     | -8                      | +30.1%                | +21.0%                | +18.8%                | +15.9%                | +6.7%                 | -1.3%                 |
| Nursing/ Midwifery Student             | 22           | -12                     | -15                     | -15                     | -16                     | +13                     | -0                      | -35.5%                | -40.7%                | -40.7%                | -42.0%                | +138.9%               | -1.1%                 |
| Nursing/ Midwifery other               | 4            | -1                      | +1                      | -2                      | -3                      | -0                      | +1                      | -12.9%                | +17.4%                | -27.6%                | -38.0%                | -8.6%                 | +13.3%                |
| Therapy Professions                    | 79           | +28                     | +25                     | +15                     | +13                     | +9                      | +1                      | +53.7%                | +45.0%                | +24.2%                | +19.9%                | +13.4%                | +1.4%                 |
| Health Science/ Diagnostics            | 184          | +31                     | +22                     | +15                     | +13                     | +11                     | +1                      | +19.9%                | +13.8%                | +8.8%                 | +7.8%                 | +6.1%                 | +0.7%                 |
| Social Workers                         | 30           | +3                      | +5                      | +2                      | +2                      | +1                      | -0                      | +11.7%                | +21.4%                | +7.4%                 | +6.7%                 | +4.8%                 | -0.4%                 |
| Psychologists                          | 20           | +5                      | +3                      | +4                      | +2                      | +1                      | -1                      | +37.4%                | +20.9%                | +22.9%                | +10.3%                | +3.7%                 | -4.5%                 |

| Dec 2021                               | WTE Dec 2021 | WTE change since Dec 16 | WTE change since Dec 17 | WTE change since Dec 18 | WTE change since Dec 19 | WTE change since Dec 20 | WTE change since Nov 21 | % change since Dec 16 | % change since Dec 17 | % change since Dec 18 | % change since Dec 19 | % change since Dec 20 | % change since Nov 21 |
|--|--------------|-------------------------|-------------------------|-------------------------|-------------------------|-------------------------|-------------------------|-----------------------|-----------------------|-----------------------|-----------------------|-----------------------|-----------------------|
| <b>Overall</b>                         | <b>3,974</b> | <b>+1,000</b>           | <b>+869</b>             | <b>+592</b>             | <b>+371</b>             | <b>+212</b>             | <b>+33</b>              | <b>+33.6%</b>         | <b>+28.0%</b>         | <b>+17.5%</b>         | <b>+10.3%</b>         | <b>+5.6%</b>          | <b>+0.8%</b>          |
| Pharmacy                               | 45           | +18                     | +18                     | +15                     | +11                     | +6                      | -1                      | +63.5%                | +65.1%                | +48.3%                | +31.8%                | +14.7%                | -1.4%                 |
| H&SC, Other                            | 16           | -2                      | -4                      | -3                      | -0                      | +1                      | +3                      | -10.9%                | -19.3%                | -14.4%                | -1.3%                 | +5.0%                 | +20.5%                |
| Management (VIII & above)              | 14           | +1                      | +1                      | +1                      | -3                      | -12                     | +1                      | +4.2%                 | +6.1%                 | +6.1%                 | -19.2%                | -47.9%                | +4.2%                 |
| Administrative/ Supervisory (V to VII) | 141          | +59                     | +48                     | +26                     | +20                     | -3                      | +2                      | +72.5%                | +51.1%                | +22.7%                | +16.6%                | -1.7%                 | +1.5%                 |
| Clerical (III & IV)                    | 188          | +21                     | -3                      | -3                      | -18                     | -14                     | +0                      | +12.8%                | -1.8%                 | -1.6%                 | -8.6%                 | -6.9%                 | +0.0%                 |
| Support                                | 142          | +4                      | +10                     | +3                      | +3                      | -5                      | +2                      | +3.3%                 | +7.2%                 | +2.5%                 | +2.3%                 | -3.5%                 | +1.3%                 |
| Maintenance/ Technical                 | 10           |                         | +1                      | +1                      |                         |                         | +0                      |                       | +11.1%                | +11.1%                |                       |                       | +0.2%                 |
| Health Care Assistants                 | 100          | +20                     | +18                     | +10                     | +3                      | -14                     | +0                      | +25.0%                | +21.8%                | +11.7%                | +3.1%                 | -12.3%                | +0.4%                 |
| Care, other                            | 7            | -3                      | -1                      | -0                      | -1                      | -0                      | -0                      | -31.5%                | -13.4%                | -0.5%                 | -7.2%                 | -3.2%                 | -0.2%                 |
| <b>CHI at Crumlin</b>                  | <b>2,131</b> | <b>+436</b>             | <b>+347</b>             | <b>+242</b>             | <b>+164</b>             | <b>+69</b>              | <b>+9</b>               | <b>+25.7%</b>         | <b>+19.4%</b>         | <b>+12.8%</b>         | <b>+8.3%</b>          | <b>+3.3%</b>          | <b>+0.4%</b>          |
| Consultants                            | 19           | +5                      | +4                      | +2                      | +1                      | -1                      | -1                      | +35.7%                | +27.3%                | +11.8%                | +4.2%                 | -5.0%                 | -3.9%                 |
| Registrars                             | 14           | -4                      | -6                      | -7                      | -6                      | -5                      | -1                      | -21.6%                | -30.5%                | -31.8%                | -28.3%                | -26.4%                | -4.3%                 |
| SHO/ Interns                           | 20           | +4                      | +3                      | +4                      | +3                      | -0                      | +0                      | +24.4%                | +17.0%                | +28.3%                | +17.1%                | -1.4%                 | +2.4%                 |
| Nurse/ Midwife Manager                 | 37           | +5                      | +3                      | -1                      | -1                      | +1                      | -1                      | +17.4%                | +10.1%                | -1.8%                 | -1.6%                 | +3.6%                 | -2.7%                 |
| Nurse/ Midwife Specialist & AN/MP      | 13           | +5                      | +4                      | +6                      | +5                      | +0                      | -1                      | +75.0%                | +55.1%                | +88.7%                | +63.6%                | +1.8%                 | -6.8%                 |
| Staff Nurse/ Staff Midwife             | 73           | +15                     | +17                     | +1                      | -8                      | -2                      | +0                      | +26.0%                | +30.0%                | +1.3%                 | -9.5%                 | -2.2%                 | +0.4%                 |
| Nursing/ Midwifery Student             | 3            | -4                      | -3                      | -2                      | +3                      | +3                      | +1                      | -57.0%                | -50.0%                | -40.0%                | -100.0%               | -100.0%               | +50.0%                |
| Nursing/ Midwifery other               | 2            | -1                      | -0                      | -0                      | -1                      | -1                      |                         | -34.8%                | -2.2%                 | -2.2%                 | -32.3%                | -32.3%                |                       |
| Therapy Professions                    | 16           | +16                     | +16                     | +5                      | +7                      | +3                      | +2                      | -100.0%               | -100.0%               | +51.6%                | +74.9%                | +21.2%                | +11.9%                |
| Health Science/ Diagnostics            | 3            | +1                      | +1                      | +0                      | +0                      | +1                      |                         | +66.7%                | +66.7%                | +20.8%                | +20.8%                | +66.7%                |                       |
| Social Workers                         | 5            | +5                      | +5                      | +1                      |                         | -1                      | +0                      | -100.0%               | -100.0%               | +31.4%                |                       | -17.9%                | +0.9%                 |
| Psychologists                          | 5            | +5                      | +5                      | +2                      | +3                      | +1                      | +1                      | -100.0%               | -100.0%               | +58.7%                | +118.1%               | +39.5%                | +19.1%                |
| H&SC, Other                            | 2            |                         |                         |                         |                         |                         |                         |                       |                       |                       |                       |                       |                       |
| Management (VIII & above)              |              |                         |                         |                         | -2                      | -1                      |                         | -100.0%               | -100.0%               | -100.0%               | -100.0%               | -100.0%               | -100.0%               |
| Administrative/ Supervisory (V to VII) | 10           | +3                      | +3                      | +2                      | +0                      | +2                      | +1                      | +39.4%                | +39.4%                | +22.6%                | +0.8%                 | +25.6%                | +9.0%                 |
| Clerical (III & IV)                    | 30           | +2                      | +3                      | +5                      | +2                      | +1                      | +1                      | +8.6%                 | +11.7%                | +17.6%                | +7.4%                 | +3.2%                 | +3.5%                 |
| Support                                | 1            | -0                      | -0                      | -3                      | -3                      | -2                      |                         | -37.0%                | -37.0%                | -83.3%                | -83.3%                | -77.3%                |                       |
| Health Care Assistants                 | 13           | +11                     | +9                      | +5                      | +5                      | +6                      | +7                      | +425.9%               | +231.7%               | +67.9%                | +70.8%                | +93.3%                | +108.9%               |
| Care, other                            |              | -1                      | -1                      | -1                      | -1                      | -1                      |                         | -100.0%               | -100.0%               | -100.0%               | -100.0%               | -100.0%               | -100.0%               |
| <b>CHI at Tallaght</b>                 | <b>264</b>   | <b>+67</b>              | <b>+63</b>              | <b>+20</b>              | <b>+8</b>               | <b>+5</b>               | <b>+10</b>              | <b>+34.2%</b>         | <b>+31.4%</b>         | <b>+8.3%</b>          | <b>+3.3%</b>          | <b>+2.0%</b>          | <b>+3.8%</b>          |
| Consultants                            | 86           | +23                     | +22                     | +11                     | +7                      | -3                      | +0                      | +37.1%                | +34.6%                | +14.5%                | +9.3%                 | -3.2%                 | +0.5%                 |
| Registrars                             | 70           | +10                     | +8                      | +4                      | +1                      | -6                      | -2                      | +17.4%                | +12.4%                | +6.4%                 | +1.8%                 | -8.1%                 | -3.0%                 |
| SHO/ Interns                           | 39           | +10                     | +12                     | +8                      | +10                     | +5                      | +1                      | +33.2%                | +43.1%                | +24.6%                | +33.2%                | +13.6%                | +3.5%                 |
| Medical/ Dental, other                 | 0            | -0                      | -1                      | -1                      | -0                      | -0                      |                         | -34.2%                | -59.7%                | -71.6%                | -30.4%                | -30.4%                |                       |

| Dec 2021                               | WTE Dec 2021 | WTE change since Dec 16 | WTE change since Dec 17 | WTE change since Dec 18 | WTE change since Dec 19 | WTE change since Dec 20 | WTE change since Nov 21 | % change since Dec 16 | % change since Dec 17 | % change since Dec 18 | % change since Dec 19 | % change since Dec 20 | % change since Nov 21 |
|--|--------------|-------------------------|-------------------------|-------------------------|-------------------------|-------------------------|-------------------------|-----------------------|-----------------------|-----------------------|-----------------------|-----------------------|-----------------------|
| <b>Overall</b>                         | <b>3,974</b> | <b>+1,000</b>           | <b>+869</b>             | <b>+592</b>             | <b>+371</b>             | <b>+212</b>             | <b>+33</b>              | <b>+33.6%</b>         | <b>+28.0%</b>         | <b>+17.5%</b>         | <b>+10.3%</b>         | <b>+5.6%</b>          | <b>+0.8%</b>          |
| Nurse/ Midwife Manager                 | 123          | -8                      | +17                     | +2                      | +9                      | -1                      | -1                      | -5.8%                 | +16.4%                | +1.7%                 | +7.8%                 | -0.8%                 | -1.0%                 |
| Nurse/ Midwife Specialist & AN/MP      | 47           | +44                     | +14                     | +14                     | +8                      | +4                      | +1                      | +1519.4%              | +43.3%                | +40.5%                | +19.4%                | +9.9%                 | +1.6%                 |
| Staff Nurse/ Staff Midwife             | 261          | +42                     | +47                     | +30                     | +30                     | +23                     | -1                      | +19.1%                | +22.0%                | +13.0%                | +13.1%                | +9.5%                 | -0.3%                 |
| Nursing/ Midwifery Student             | 39           | -3                      | -1                      | -1                      | +0                      | -8                      | -1                      | -6.9%                 | -2.7%                 | -3.4%                 | +1.0%                 | -18.1%                | -2.8%                 |
| Nursing/ Midwifery other               | 1            |                         | -1                      |                         |                         |                         |                         |                       | -50.0%                |                       |                       |                       |                       |
| Therapy Professions                    | 65           | +14                     | +11                     | +8                      | +11                     | +10                     | +1                      | +28.2%                | +19.5%                | +13.6%                | +20.9%                | +18.9%                | +1.4%                 |
| Health Science/ Diagnostics            | 99           | +8                      | +4                      | +1                      | +8                      | +2                      | +0                      | +9.0%                 | +4.6%                 | +1.5%                 | +8.7%                 | +1.9%                 | +0.4%                 |
| Social Workers                         | 22           | -1                      | -3                      | -5                      | +5                      | +3                      | +1                      | -2.2%                 | -12.1%                | -17.8%                | +27.0%                | +16.9%                | +3.3%                 |
| Psychologists                          | 15           | +0                      | -1                      | -3                      | +1                      | +2                      | +1                      | +2.2%                 | -7.7%                 | -15.3%                | +5.6%                 | +19.4%                | +5.6%                 |
| Pharmacy                               | 13           | +8                      | +7                      | +5                      | +4                      | +3                      | +1                      | +158.4%               | +115.3%               | +72.3%                | +52.2%                | +29.2%                | +7.7%                 |
| H&SC, Other                            | 8            | +1                      | +2                      | +2                      | +3                      | +2                      | +0                      | +17.7%                | +37.5%                | +42.4%                | +51.7%                | +22.7%                | +0.2%                 |
| Management (VIII & above)              | 16           | -0                      | -1                      | -16                     | -1                      | +1                      |                         | -1.5%                 | -7.3%                 | -50.1%                | -5.1%                 | +5.1%                 |                       |
| Administrative/ Supervisory (V to VII) | 113          | +23                     | +18                     | -14                     | -1                      | -10                     | +3                      | +26.0%                | +18.3%                | -10.7%                | -1.1%                 | -8.3%                 | +2.9%                 |
| Clerical (III & IV)                    | 158          | +26                     | +14                     | +7                      | +7                      | +10                     | +0                      | +20.0%                | +9.9%                 | +4.4%                 | +4.9%                 | +6.6%                 | +0.1%                 |
| Support                                | 59           | +5                      | +6                      | +5                      | +10                     | +3                      | +4                      | +9.3%                 | +12.2%                | +8.4%                 | +20.0%                | +4.6%                 | +6.6%                 |
| Maintenance/ Technical                 | 6            | +0                      | +1                      | -0                      | +1                      | +1                      |                         | +6.8%                 | +11.9%                | -4.9%                 | +20.0%                | +20.0%                |                       |
| Health Care Assistants                 | 57           | +18                     | +16                     | +7                      | +7                      | +6                      | +0                      | +44.8%                | +38.6%                | +14.4%                | +13.6%                | +11.3%                | +0.0%                 |
| Care, other                            | 4            | +1                      | +1                      | -2                      | -2                      | -1                      | -0                      | +39.9%                | +45.7%                | -39.2%                | -39.3%                | -24.0%                | -4.6%                 |
| <b>CHI at Temple Street</b>            | <b>1,302</b> | <b>+223</b>             | <b>+192</b>             | <b>+62</b>              | <b>+118</b>             | <b>+43</b>              | <b>+8</b>               | <b>+20.7%</b>         | <b>+17.3%</b>         | <b>+5.0%</b>          | <b>+9.9%</b>          | <b>+3.4%</b>          | <b>+0.6%</b>          |
| Consultants                            | 2            | +2                      | +2                      | +1                      | +2                      | +2                      |                         | -100.0%               | -100.0%               | +100.0%               | -100.0%               | -100.0%               |                       |
| Nurse/ Midwife Manager                 | 2            | +2                      | +2                      | +2                      | +2                      | +2                      |                         | -100.0%               | -100.0%               | -100.0%               | -100.0%               | -100.0%               |                       |
| Management (VIII & above)              | 15           | +12                     | +8                      | +9                      | +12                     | +13                     | +2                      | +406.4%               | +115.4%               | +159.3%               | +399.7%               | +649.5%               | +15.9%                |
| Administrative/ Supervisory (V to VII) | 8            | +8                      | +6                      | +6                      | +8                      | +8                      | +2                      | -100.0%               | +299.5%               | +299.5%               | -100.0%               | -100.0%               | +27.8%                |
| Clerical (III & IV)                    | 8            | +8                      | +8                      | +8                      | +8                      | +8                      | +2                      | -100.0%               | -100.0%               | -100.0%               | -100.0%               | -100.0%               | +28.3%                |
| <b>CHI Corporate</b>                   | <b>35</b>    | <b>+32</b>              | <b>+26</b>              | <b>+26</b>              | <b>+32</b>              | <b>+33</b>              | <b>+5</b>               | <b>+1070.6%</b>       | <b>+286.7%</b>        | <b>+294.6%</b>        | <b>+1055.0%</b>       | <b>+1632.5%</b>       | <b>+18.8%</b>         |
| Consultants                            | 5            | +5                      | +5                      | +5                      | +4                      | +3                      |                         | -100.0%               | -100.0%               | -100.0%               | +408.8%               | +208.7%               |                       |
| Registrars                             | 1            | +1                      | +1                      | +1                      | +1                      |                         |                         | -100.0%               | -100.0%               | -100.0%               | -100.0%               |                       |                       |
| Nurse/ Midwife Manager                 | 5            | +5                      | +5                      | +5                      | +1                      | +2                      | -1                      | -100.0%               | -100.0%               | -100.0%               | +36.7%                | +70.9%                | -16.8%                |
| Therapy Professions                    | 1            | +1                      | +1                      | +1                      | -1                      | -1                      |                         | -100.0%               | -100.0%               | -100.0%               | -50.0%                | -50.0%                |                       |
| Health Science/ Diagnostics            | 4            | +4                      | +4                      | +4                      | -1                      | +2                      |                         | -100.0%               | -100.0%               | -100.0%               | -24.5%                | +88.8%                |                       |
| Social Workers                         |              |                         |                         |                         |                         | -1                      |                         | -100.0%               | -100.0%               | -100.0%               | -100.0%               | -100.0%               | -100.0%               |
| Management (VIII & above)              | 24           | +24                     | +24                     | +24                     | +10                     | +14                     | -1                      | -100.0%               | -100.0%               | -100.0%               | +73.2%                | +147.7%               | -3.0%                 |
| Administrative/ Supervisory (V to VII) | 47           | +47                     | +47                     | +47                     | +25                     | +29                     | -0                      | -100.0%               | -100.0%               | -100.0%               | +117.2%               | +157.2%               | -0.3%                 |
| Clerical (III & IV)                    | 8            | +8                      | +8                      | +8                      | -1                      | +2                      | -0                      | -100.0%               | -100.0%               | -100.0%               | -14.5%                | +41.2%                | -3.6%                 |

| Dec 2021      | WTE Dec 2021 | WTE change since Dec 16 | WTE change since Dec 17 | WTE change since Dec 18 | WTE change since Dec 19 | WTE change since Dec 20 | WTE change since Nov 21 | % change since Dec 16 | % change since Dec 17 | % change since Dec 18 | % change since Dec 19 | % change since Dec 20 | % change since Nov 21 |
|---------------|--------------|-------------------------|-------------------------|-------------------------|-------------------------|-------------------------|-------------------------|-----------------------|-----------------------|-----------------------|-----------------------|-----------------------|-----------------------|
| Overall       | 3,974        | +1,000                  | +869                    | +592                    | +371                    | +212                    | +33                     | +33.6%                | +28.0%                | +17.5%                | +10.3%                | +5.6%                 | +0.8%                 |
| CHI Programme | 95           | +95                     | +95                     | +95                     | +38                     | +50                     | -2                      | -100.0%               | -100.0%               | -100.0%               | +66.6%                | +113.7%               | -2.3%                 |

Source: Health Service Personnel Census