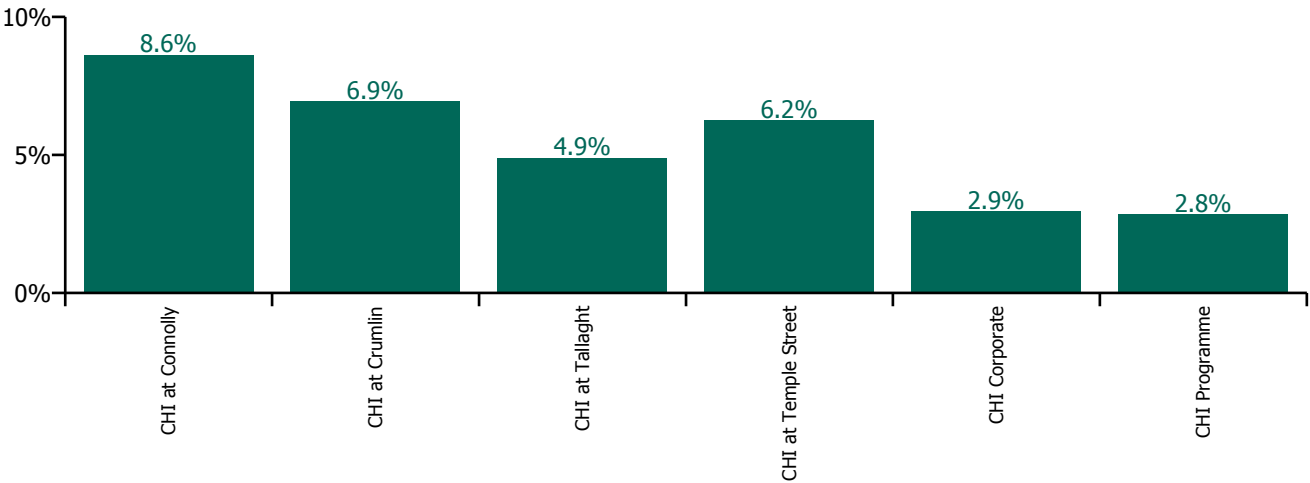


December 2023

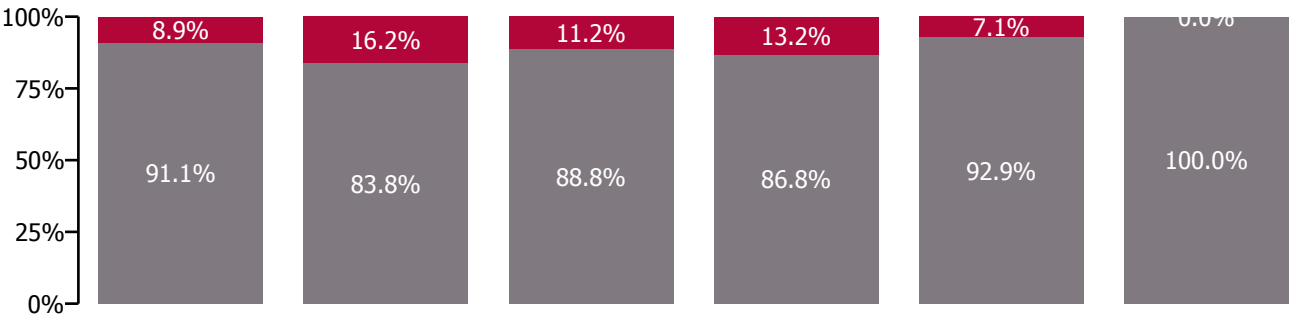
Health Service Absence Rate - by Staff Category: Dec 2023	Certified absence	Self-certified absence	Non Covid-19 absence	Covid-19 absence	Total absence rate	% Non Covid-19 absence	% Covid-19 absence
Children's Health Ireland	4.7%	0.8%	5.5%	0.9%	6.4%	85.7%	14.3%
Medical & Dental	0.6%	0.3%	0.9%	0.4%	1.3%	69.8%	30.2%
Nursing & Midwifery	5.3%	1.1%	6.4%	0.8%	7.2%	89.2%	10.8%
Health & Social Care Professionals	4.4%	0.6%	5.0%	1.4%	6.5%	78.0%	22.0%
Management & Administrative	6.6%	0.3%	6.9%	0.6%	7.6%	91.6%	8.4%
General Support	3.9%	1.1%	5.0%	2.3%	7.3%	68.3%	31.7%
Patient & Client Care	6.7%	1.1%	7.8%	1.6%	9.4%	83.1%	16.9%

Health Service Absence Rate - by Hospital: Dec 2023	Certified absence	Self-certified absence	Non Covid-19 absence	Covid-19 absence	Total absence rate	% Non Covid-19 absence	% Covid-19 absence
Children's Health Ireland	4.7%	0.8%	5.5%	0.9%	6.4%	85.7%	14.3%
CHI at Connolly	6.8%	1.0%	7.9%	0.8%	8.6%	91.1%	8.9%
CHI at Crumlin	4.9%	0.9%	5.8%	1.1%	6.9%	83.8%	16.2%
CHI at Tallaght	3.5%	0.8%	4.3%	0.5%	4.9%	88.8%	11.2%
CHI at Temple Street	4.8%	0.6%	5.4%	0.8%	6.2%	86.8%	13.2%
CHI Corporate	2.5%	0.2%	2.7%	0.2%	2.9%	92.9%	7.1%
CHI Programme	2.8%	0.0%	2.8%	0.0%	2.8%	100.0%	0.0%

Total absence rate

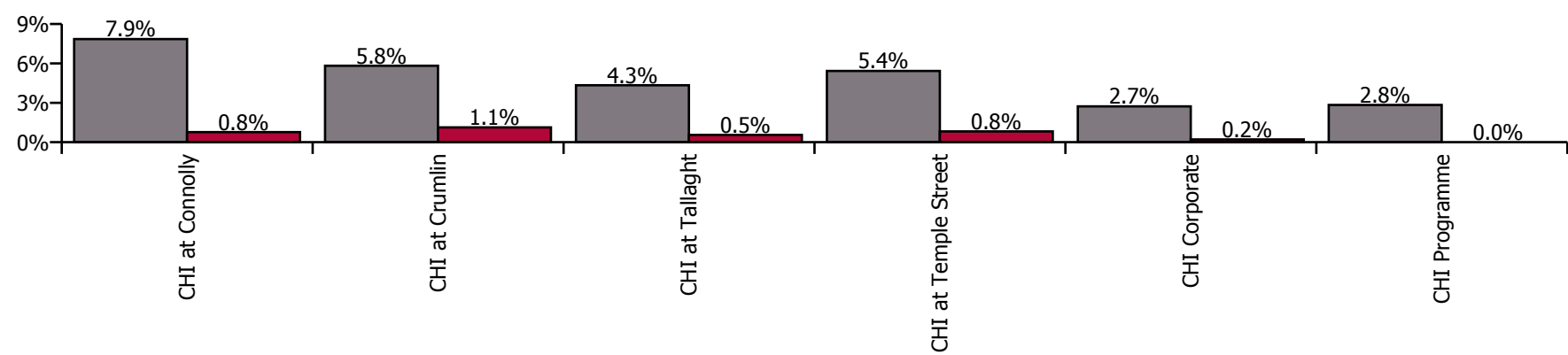


% of Absence Non Covid-19 / Covid-19



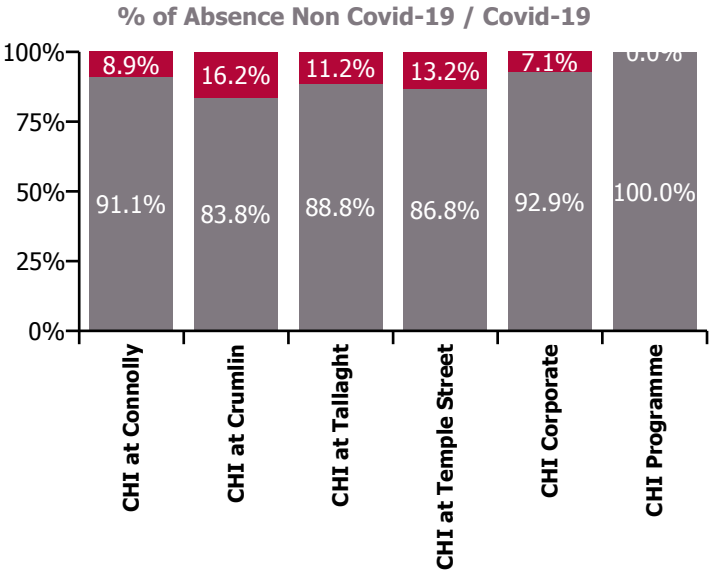
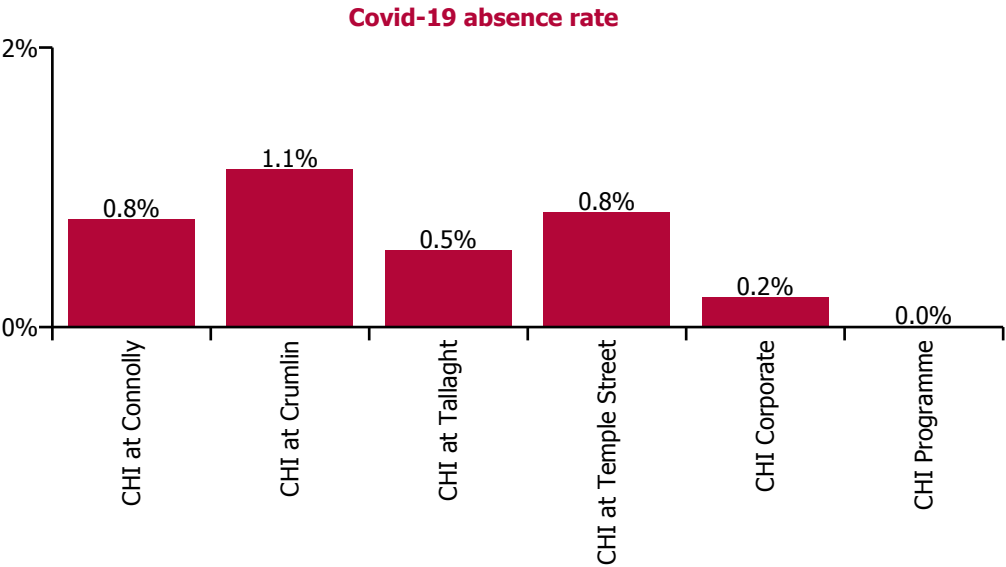
December 2023

Health Service Absence Rate by Hospital: Dec 2023	Medical & Dental	Nursing & Midwifery	Health & Social Care Professionals	Management & Administrative	General Support	Patient & Client Care	Certified absence	Self-certified absence	Non Covid-19 absence	Covid-19 absence	Total absence rate
Children's Health Ireland	1.3%	7.2%	6.5%	7.6%	7.3%	9.4%	4.7%	0.8%	5.5%	0.9%	6.4%
CHI at Connolly	0.9%	9.8%	7.8%	13.7%	1.6%	8.4%	6.8%	1.0%	7.9%	0.8%	8.6%
CHI at Crumlin	2.2%	7.6%	6.7%	9.1%	7.1%	8.0%	4.9%	0.9%	5.8%	1.1%	6.9%
CHI at Tallaght	0.6%	6.4%	3.2%	6.1%	0.0%	9.3%	3.5%	0.8%	4.3%	0.5%	4.9%
CHI at Temple Street	0.4%	6.5%	6.6%	8.8%	8.3%	12.3%	4.8%	0.6%	5.4%	0.8%	6.2%
CHI Corporate	0.0%	0.0%	1.8%	3.4%			2.5%	0.2%	2.7%	0.2%	2.9%
CHI Programme	0.0%	12.8%	0.0%	2.4%	0.0%		2.8%	0.0%	2.8%	0.0%	2.8%



December 2023

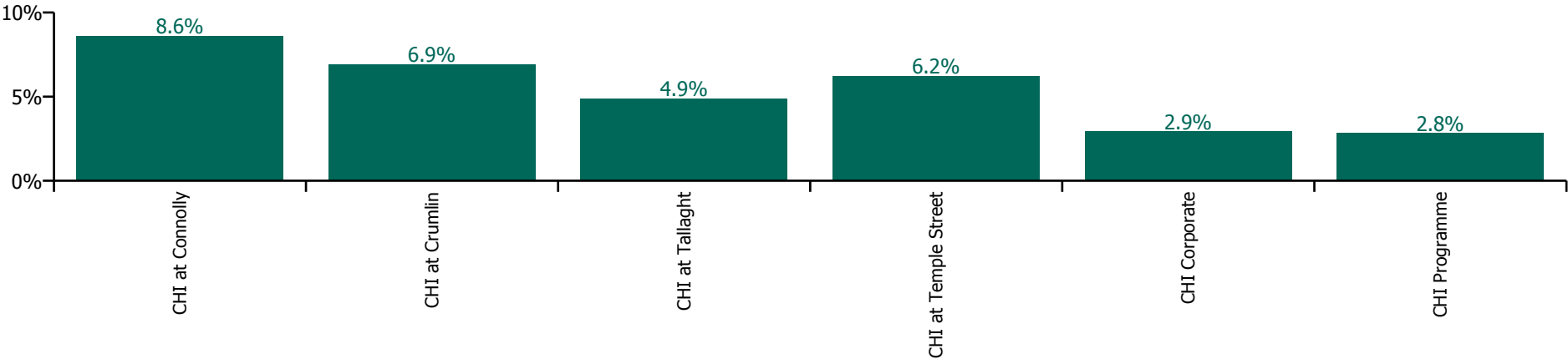
Health Service Covid-19 Absence Rate - by Staff Category & Hospital: Dec 2023	Medical & Dental	Nursing & Midwifery	Health & Social Care Professionals	Management & Administrative	General Support	Patient & Client Care	Covid-19 absence	Non Covid-19 absence	Total absence rate
Children's Health Ireland	0.4%	0.8%	1.4%	7.6%	2.3%	1.6%	0.9%	5.5%	6.4%
CHI at Connolly	0.0%	2.2%	0.0%	13.7%	0.0%	0.0%	0.8%	7.9%	8.6%
CHI at Crumlin	0.8%	0.7%	1.6%	9.1%	2.6%	1.3%	1.1%	5.8%	6.9%
CHI at Tallaght	0.0%	0.8%	0.5%	6.1%	0.0%	1.1%	0.5%	4.3%	4.9%
CHI at Temple Street	0.0%	0.8%	1.5%	8.8%	1.8%	2.4%	0.8%	5.4%	6.2%
CHI Corporate	0.0%	0.0%	1.8%	3.4%			0.2%	2.7%	2.9%
CHI Programme	0.0%	0.0%	0.0%	2.4%	0.0%		0.0%	2.8%	2.8%



December 2023

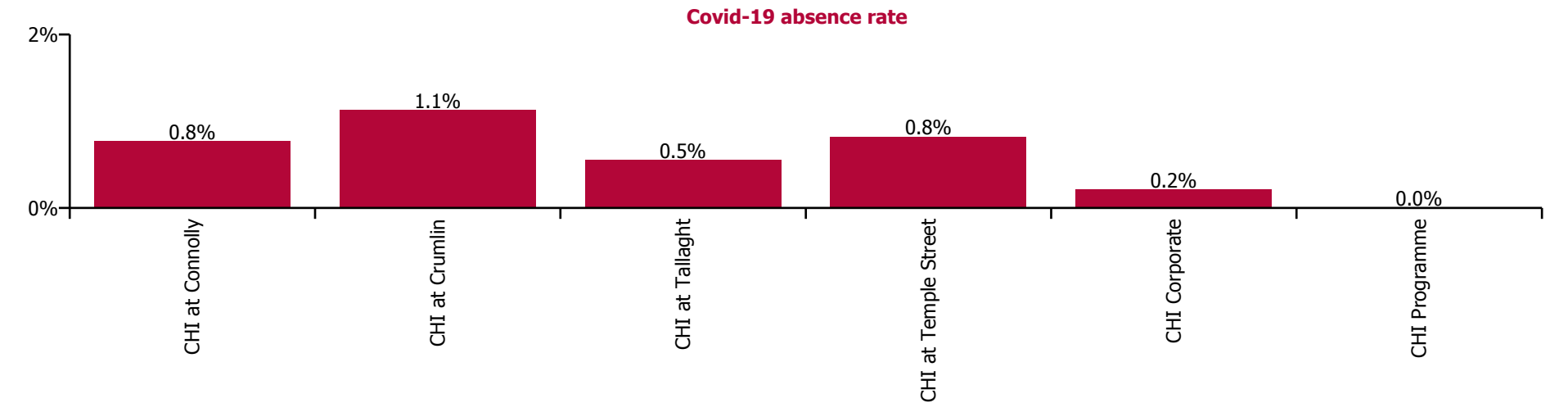
Health Service Absence Rate - by Ho[pital & Staff Category: Dec 2023	Medical & Dental	Nursing & Midwifery	Health & Social Care Professionals	Management & Administrative	General Support	Patient & Client Care	Certified absence	Self-certified absence	Non Covid-19 absence	Covid-19 absence	Total absence rate
Children's Health Ireland	1.3%	7.2%	6.5%	7.6%	7.3%	9.4%	4.7%	0.8%	5.5%	0.9%	6.4%
CHI at Connolly	0.9%	9.8%	7.8%	13.7%	1.6%	8.4%	6.8%	1.0%	7.9%	0.8%	8.6%
CHI at Crumlin	2.2%	7.6%	6.7%	9.1%	7.1%	8.0%	4.9%	0.9%	5.8%	1.1%	6.9%
CHI at Tallaght	0.6%	6.4%	3.2%	6.1%	0.0%	9.3%	3.5%	0.8%	4.3%	0.5%	4.9%
CHI at Temple Street	0.4%	6.5%	6.6%	8.8%	8.3%	12.3%	4.8%	0.6%	5.4%	0.8%	6.2%
CHI Corporate	0.0%	0.0%	1.8%	3.4%			2.5%	0.2%	2.7%	0.2%	2.9%
CHI Programme	0.0%	12.8%	0.0%	2.4%	0.0%		2.8%	0.0%	2.8%	0.0%	2.8%

Total absence rate



December 2023

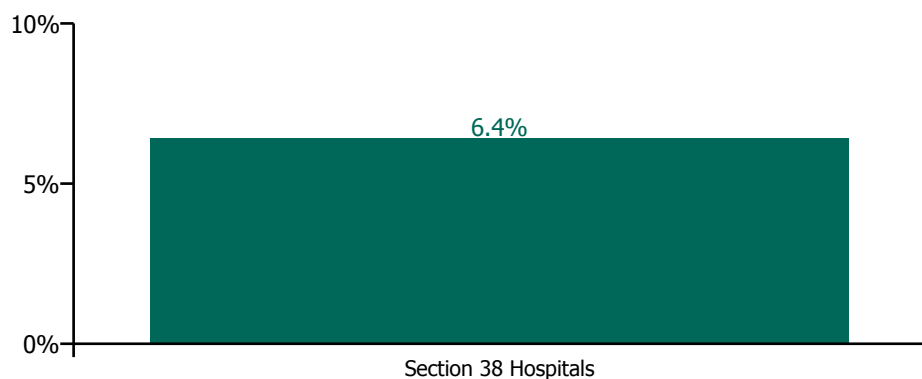
Health Service Covid-19 Absence Rate - by Staff Category & Hospital: Dec 2023	Medical & Dental	Nursing & Midwifery	Health & Social Care Professionals	Management & Administrative	General Support	Patient & Client Care	Covid-19 absence	Non Covid-19 absence	Total absence rate
Children's Health Ireland	0.4%	0.8%	1.4%	7.6%	2.3%	1.6%	0.9%	5.5%	6.4%
CHI at Connolly	0.0%	2.2%	0.0%	13.7%	0.0%	0.0%	0.8%	7.9%	8.6%
CHI at Crumlin	0.8%	0.7%	1.6%	9.1%	2.6%	1.3%	1.1%	5.8%	6.9%
CHI at Tallaght	0.0%	0.8%	0.5%	6.1%	0.0%	1.1%	0.5%	4.3%	4.9%
CHI at Temple Street	0.0%	0.8%	1.5%	8.8%	1.8%	2.4%	0.8%	5.4%	6.2%
CHI Corporate	0.0%	0.0%	1.8%	3.4%			0.2%	2.7%	2.9%
CHI Programme	0.0%	0.0%	0.0%	2.4%	0.0%		0.0%	2.8%	2.8%



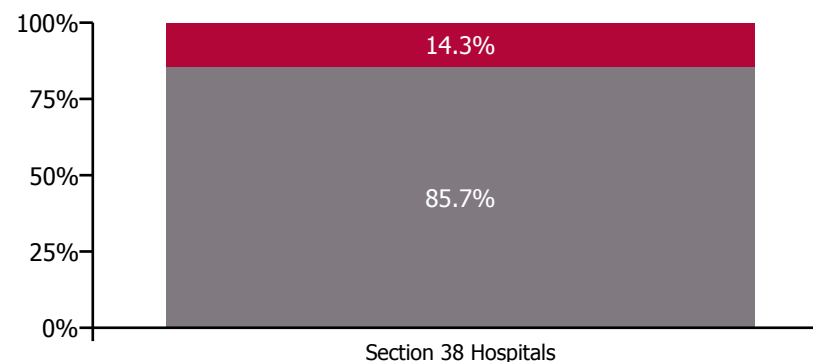
## December 2023

Health Service Absence Rate - by Admin & Hospital: Dec 2023	Medical & Dental	Nursing & Midwifery	Health & Social Care Professionals	Management & Administrative	General Support	Patient & Client Care	Certified absence	Self-certified absence	Non Covid-19 absence	Covid-19 absence	Total absence rate
Children's Health Ireland	1.3%	7.2%	6.5%	7.6%	7.3%	9.4%	4.7%	0.8%	5.5%	0.9%	6.4%
Section 38 Hospitals	1.3%	7.2%	6.5%	7.6%	7.3%	9.4%	4.7%	0.8%	5.5%	0.9%	6.4%
CHI at Connolly	0.9%	9.8%	7.8%	13.7%	1.6%	8.4%	6.8%	1.0%	7.9%	0.8%	8.6%
CHI at Crumlin	2.2%	7.6%	6.7%	9.1%	7.1%	8.0%	4.9%	0.9%	5.8%	1.1%	6.9%
CHI at Tallaght	0.6%	6.4%	3.2%	6.1%	0.0%	9.3%	3.5%	0.8%	4.3%	0.5%	4.9%
CHI at Temple Street	0.4%	6.5%	6.6%	8.8%	8.3%	12.3%	4.8%	0.6%	5.4%	0.8%	6.2%
CHI Corporate	0.0%	0.0%	1.8%	3.4%			2.5%	0.2%	2.7%	0.2%	2.9%
CHI Programme	0.0%	12.8%	0.0%	2.4%	0.0%		2.8%	0.0%	2.8%	0.0%	2.8%

Total absence rate



Non Covid-19 & Covid-19 Absence



## December 2023

CHI at Connolly absence by Staff Category	Certified absence	Self-certified absence	Non Covid-19 absence	Covid-19 absence	Total absence rate	% Non Covid-19 absence	% Covid-19 absence
<b>CHI at Connolly</b>	<b>6.8%</b>	<b>1.0%</b>	<b>7.9%</b>	<b>0.8%</b>	<b>8.6%</b>	<b>91.1%</b>	<b>8.9%</b>
Medical & Dental	0.0%	0.9%	0.9%	0.0%	0.9%	100.0%	0.0%
Nursing & Midwifery	6.6%	1.0%	7.7%	2.2%	9.8%	78.0%	22.0%
Health & Social Care Professionals	6.0%	1.8%	7.8%	0.0%	7.8%	100.0%	0.0%
Management & Administrative	13.0%	0.7%	13.7%	0.0%	13.7%	100.0%	0.0%
General Support	0.0%	1.6%	1.6%	0.0%	1.6%	100.0%	0.0%
Patient & Client Care	8.4%	0.0%	8.4%	0.0%	8.4%	100.0%	0.0%

## December 2023

CHI at Crumlin absence by Staff Category	Certified absence	Self-certified absence	Non Covid-19 absence	Covid-19 absence	Total absence rate	% Non Covid-19 absence	% Covid-19 absence
<b>CHI at Crumlin</b>	<b>4.9%</b>	<b>0.9%</b>	<b>5.8%</b>	<b>1.1%</b>	<b>6.9%</b>	<b>83.8%</b>	<b>16.2%</b>
Medical & Dental	1.2%	0.2%	1.4%	0.8%	2.2%	63.0%	37.0%
Nursing & Midwifery	5.5%	1.4%	6.9%	0.7%	7.6%	91.0%	9.0%
Health & Social Care Professionals	4.7%	0.5%	5.2%	1.6%	6.7%	76.5%	23.5%
Management & Administrative	7.5%	0.4%	7.9%	1.3%	9.1%	85.9%	14.1%
General Support	3.3%	1.2%	4.5%	2.6%	7.1%	63.7%	36.3%
Patient & Client Care	5.3%	1.3%	6.6%	1.3%	8.0%	83.1%	16.9%

## December 2023

CHI at Tallaght absence by Staff Category	Certified absence	Self-certified absence	Non Covid-19 absence	Covid-19 absence	Total absence rate	% Non Covid-19 absence	% Covid-19 absence
<b>CHI at Tallaght</b>	<b>3.5%</b>	<b>0.8%</b>	<b>4.3%</b>	<b>0.5%</b>	<b>4.9%</b>	<b>88.8%</b>	<b>11.2%</b>
Medical & Dental	0.1%	0.5%	0.6%	0.0%	0.6%	100.0%	0.0%
Nursing & Midwifery	4.4%	1.2%	5.6%	0.8%	6.4%	87.6%	12.4%
Health & Social Care Professionals	1.9%	0.8%	2.7%	0.5%	3.2%	84.9%	15.1%
Management & Administrative	5.3%	0.4%	5.7%	0.4%	6.1%	92.6%	7.4%
General Support	0.0%	0.0%	0.0%	0.0%	0.0%		
Patient & Client Care	8.2%	0.0%	8.2%	1.1%	9.3%	88.5%	11.5%

## December 2023

CHI at Temple Street absence by Staff Category	Certified absence	Self-certified absence	Non Covid-19 absence	Covid-19 absence	Total absence rate	% Non Covid-19 absence	% Covid-19 absence
<b>CHI at Temple Street</b>	<b>4.8%</b>	<b>0.6%</b>	<b>5.4%</b>	<b>0.8%</b>	<b>6.2%</b>	<b>86.8%</b>	<b>13.2%</b>
Medical & Dental	0.1%	0.2%	0.4%	0.0%	0.4%	100.0%	0.0%
Nursing & Midwifery	5.0%	0.7%	5.7%	0.8%	6.5%	87.0%	13.0%
Health & Social Care Professionals	4.3%	0.8%	5.1%	1.5%	6.6%	77.3%	22.7%
Management & Administrative	8.2%	0.3%	8.6%	0.3%	8.8%	97.1%	2.9%
General Support	5.7%	0.8%	6.5%	1.8%	8.3%	78.1%	21.9%
Patient & Client Care	8.8%	1.1%	9.9%	2.4%	12.3%	80.6%	19.4%

## December 2023

CHI Corporate absence by Staff Category	Certified absence	Self-certified absence	Non Covid-19 absence	Covid-19 absence	Total absence rate	% Non Covid-19 absence	% Covid-19 absence
<b>CHI Corporate</b>	<b>2.5%</b>	<b>0.2%</b>	<b>2.7%</b>	<b>0.2%</b>	<b>2.9%</b>	<b>92.9%</b>	<b>7.1%</b>
Medical & Dental	0.0%	0.0%	0.0%	0.0%	0.0%		
Nursing & Midwifery	0.0%	0.0%	0.0%	0.0%	0.0%		
Health & Social Care Professionals	0.0%	0.0%	0.0%	1.8%	1.8%	0.0%	100.0%
Management & Administrative	3.2%	0.3%	3.4%	0.0%	3.4%	100.0%	0.0%
General Support							
Patient & Client Care							

## December 2023

CHI Programme absence by Staff Category	Certified absence	Self-certified absence	Non Covid-19 absence	Covid-19 absence	Total absence rate	% Non Covid-19 absence	% Covid-19 absence
<b>CHI Programme</b>	<b>2.8%</b>	<b>0.0%</b>	<b>2.8%</b>	<b>0.0%</b>	<b>2.8%</b>	<b>100.0%</b>	<b>0.0%</b>
Medical & Dental	0.0%	0.0%	0.0%	0.0%	0.0%		
Nursing & Midwifery	12.8%	0.0%	12.8%	0.0%	12.8%	100.0%	0.0%
Health & Social Care Professionals	0.0%	0.0%	0.0%	0.0%	0.0%		
Management & Administrative	2.4%	0.0%	2.4%	0.0%	2.4%	100.0%	0.0%
General Support	0.0%	0.0%	0.0%	0.0%	0.0%		
Patient & Client Care							



## Children's Health Ireland

Year/ month	Medical & Dental	Nursing & Midwifery	Health & Social Care Professionals	Management & Administrative	General Support	Patient & Client Care	Certified absence	Self-certified absence	Non Covid-19 absence	Covid-19 absence	Total absence rate
<b>2023</b>	<b>1.4%</b>	<b>6.1%</b>	<b>4.7%</b>	<b>4.8%</b>	<b>6.7%</b>	<b>7.7%</b>	<b>3.7%</b>	<b>0.5%</b>	<b>4.2%</b>	<b>0.8%</b>	<b>5.0%</b>
Dec 2023	1.3%	7.2%	6.5%	7.6%	7.3%	9.4%	4.7%	0.8%	5.5%	0.9%	6.4%
Nov 2023	1.2%	6.1%	5.7%	5.9%	7.4%	7.9%	4.1%	0.7%	4.7%	0.7%	5.4%
Oct 2023	1.6%	5.4%	5.0%	5.8%	7.1%	7.4%	3.7%	0.6%	4.2%	0.8%	5.1%
Sep 2023	1.7%	6.1%	3.8%	4.8%	7.2%	8.0%	3.5%	0.5%	4.0%	0.9%	4.9%
Aug 2023	1.5%	5.9%	4.7%	4.2%	7.8%	8.6%	3.5%	0.5%	4.0%	0.9%	4.9%
Jul 2023	1.6%	6.5%	4.9%	3.8%	7.3%	8.2%	3.8%	0.5%	4.3%	0.7%	5.0%
Jun 2023	1.8%	5.4%	4.7%	3.7%	6.2%	7.1%	3.4%	0.4%	3.7%	0.8%	4.5%
May 2023	1.5%	5.6%	4.2%	4.5%	5.9%	5.4%	3.2%	0.4%	3.6%	0.9%	4.5%
Apr 2023	0.6%	6.4%	3.9%	4.8%	5.0%	5.9%	3.6%	0.4%	4.1%	0.6%	4.7%
Mar 2023	1.2%	6.1%	4.2%	5.0%	6.6%	7.3%	3.7%	0.6%	4.2%	0.7%	4.9%
Feb 2023	1.4%	5.4%	3.7%	3.2%	5.7%	7.2%	3.1%	0.5%	3.6%	0.5%	4.2%
Jan 2023	1.0%	7.1%	5.0%	4.2%	6.5%	9.3%	4.0%	0.5%	4.5%	0.8%	5.3%
<b>2022</b>	<b>1.7%</b>	<b>8.8%</b>	<b>6.4%</b>	<b>6.3%</b>	<b>9.4%</b>	<b>10.9%</b>	<b>4.1%</b>	<b>0.6%</b>	<b>4.8%</b>	<b>2.2%</b>	<b>6.9%</b>
Dec 2022	1.9%	9.0%	6.1%	5.8%	8.4%	10.2%	4.8%	0.8%	5.6%	1.3%	6.9%
Nov 2022	2.1%	6.8%	5.2%	4.8%	7.1%	7.4%	3.9%	0.6%	4.5%	1.0%	5.4%
Oct 2022	1.9%	7.3%	6.4%	6.2%	7.3%	8.7%	4.2%	0.7%	4.9%	1.2%	6.1%
Sep 2022	1.9%	6.9%	4.9%	6.0%	11.3%	9.1%	4.2%	0.6%	4.9%	1.1%	5.9%
Aug 2022	1.6%	7.1%	6.0%	5.5%	10.5%	9.5%	4.3%	0.7%	5.0%	1.0%	6.0%
Jul 2022	1.6%	9.1%	5.7%	5.7%	7.8%	10.8%	4.2%	0.5%	4.7%	2.0%	6.7%
Jun 2022	1.0%	9.6%	6.4%	5.4%	7.5%	10.7%	4.0%	0.6%	4.6%	2.2%	6.9%
May 2022	1.4%	6.9%	5.3%	5.9%	8.5%	8.6%	3.9%	0.7%	4.5%	1.2%	5.8%
Apr 2022	1.1%	8.7%	5.9%	7.0%	9.6%	12.0%	4.3%	0.6%	4.9%	2.0%	6.9%
Mar 2022	1.5%	11.6%	9.0%	8.6%	10.3%	13.8%	4.2%	0.6%	4.9%	4.1%	9.0%
Feb 2022	1.7%	10.8%	7.3%	6.5%	11.6%	14.0%	3.9%	0.6%	4.4%	3.6%	8.1%
Jan 2022	2.6%	12.2%	8.4%	8.8%	13.4%	15.9%	3.9%	0.5%	4.4%	5.3%	9.7%
<b>2021</b>	<b>2.1%</b>	<b>7.1%</b>	<b>4.5%</b>	<b>5.6%</b>	<b>8.5%</b>	<b>8.0%</b>	<b>3.7%</b>	<b>0.5%</b>	<b>4.2%</b>	<b>1.5%</b>	<b>5.7%</b>
Dec 2021	2.0%	10.3%	7.3%	6.6%	9.9%	11.4%	4.0%	0.7%	4.7%	3.1%	7.9%
Nov 2021	2.5%	10.1%	7.2%	8.3%	8.4%	12.2%	4.7%	0.9%	5.6%	2.5%	8.1%
Oct 2021	1.9%	8.0%	5.5%	7.2%	12.3%	12.3%	4.4%	0.9%	5.3%	1.6%	6.9%
Sep 2021	1.6%	7.2%	4.4%	4.8%	9.6%	8.7%	4.0%	0.6%	4.6%	1.0%	5.6%

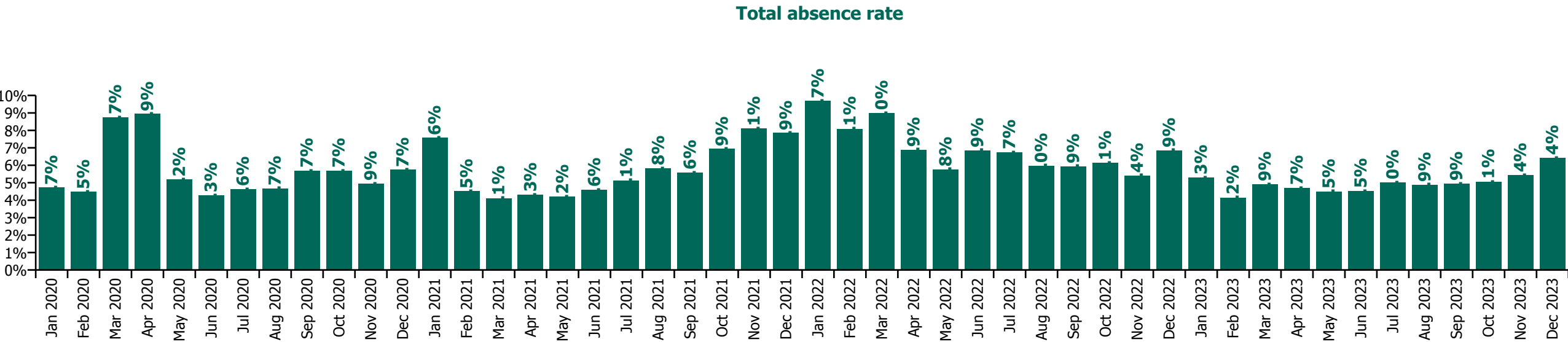
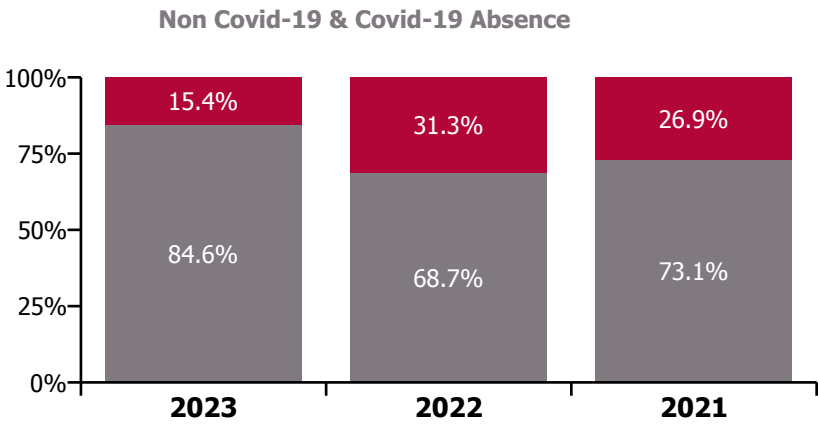
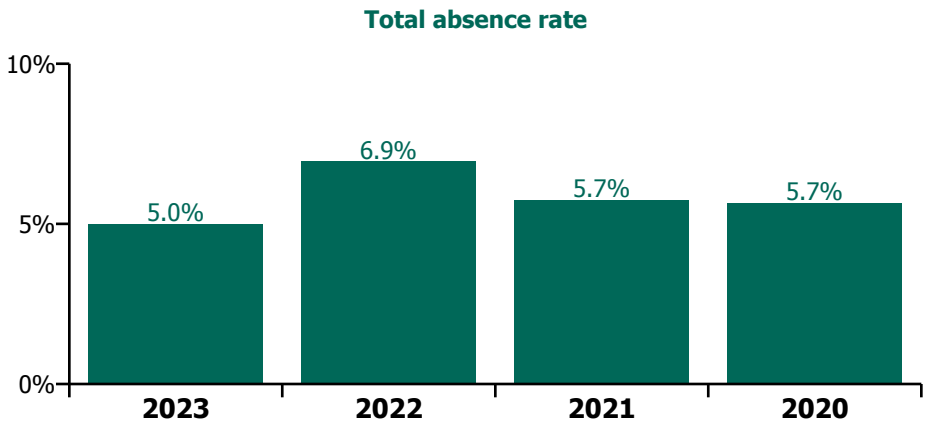
Aug 2021	2.4%	6.3%	4.8%	6.1%	9.5%	10.5%	4.3%	0.5%	4.8%	1.0%	5.8%
Jul 2021	2.0%	6.3%	4.1%	5.3%	7.0%	5.3%	4.1%	0.5%	4.6%	0.5%	5.1%
Jun 2021	1.4%	5.6%	3.4%	5.0%	5.4%	6.4%	3.8%	0.4%	4.2%	0.4%	4.6%
May 2021	2.1%	5.4%	3.0%	3.9%	5.9%	4.4%	3.2%	0.3%	3.5%	0.7%	4.2%
Apr 2021	2.7%	5.7%	3.0%	2.8%	7.0%	6.5%	3.0%	0.4%	3.4%	0.9%	4.3%
Mar 2021	2.2%	4.9%	2.4%	4.7%	6.9%	4.5%	2.7%	0.3%	3.0%	1.1%	4.1%
Feb 2021	1.7%	5.4%	3.3%	5.1%	7.4%	4.7%	2.7%	0.4%	3.1%	1.4%	4.5%
Jan 2021	3.0%	9.9%	5.1%	6.9%	13.0%	9.6%	3.1%	0.4%	3.4%	4.1%	7.6%
<b>2020</b>	<b>2.7%</b>	<b>6.9%</b>	<b>4.3%</b>	<b>5.4%</b>	<b>8.6%</b>	<b>6.9%</b>	<b>3.6%</b>	<b>0.4%</b>	<b>3.9%</b>	<b>1.7%</b>	<b>5.7%</b>
Dec 2020	2.0%	7.3%	4.1%	6.2%	7.6%	6.0%	3.8%	0.4%	4.2%	1.6%	5.7%
Nov 2020	1.4%	6.2%	3.4%	5.3%	7.9%	6.0%	3.2%	0.4%	3.6%	1.3%	4.9%
Oct 2020	1.8%	7.4%	3.9%	5.2%	8.8%	8.6%	3.6%	0.4%	4.0%	1.7%	5.7%
Sep 2020	1.7%	7.5%	3.8%	5.3%	9.2%	7.6%	3.8%	0.4%	4.2%	1.5%	5.7%
Aug 2020	1.3%	5.7%	3.7%	4.1%	9.4%	6.0%	3.6%	0.4%	4.0%	0.7%	4.7%
Jul 2020	1.4%	5.9%	4.3%	4.2%	7.5%	4.9%	3.5%	0.3%	3.8%	0.8%	4.6%
Jun 2020	1.3%	5.4%	2.9%	4.4%	7.3%	4.6%	3.0%	0.3%	3.3%	0.9%	4.3%
May 2020	2.6%	6.3%	3.3%	4.9%	9.4%	6.5%	3.1%	0.2%	3.3%	1.9%	5.2%
Apr 2020	6.0%	11.1%	5.7%	7.7%	12.6%	12.8%	3.3%	0.2%	3.5%	5.5%	8.9%
Mar 2020	8.2%	9.2%	8.0%	7.5%	11.9%	9.7%	3.6%	0.3%	3.9%	4.8%	8.7%
Feb 2020	1.8%	5.1%	4.1%	5.2%	5.4%	5.3%	3.9%	0.6%	4.5%		4.5%
Jan 2020	2.6%	5.5%	3.7%	5.3%	6.0%	4.7%	4.1%	0.6%	4.7%		4.7%

Children's Health Ireland

Year/ month	CHI at Connolly	CHI at Crumlin	CHI at Tallaght	CHI at Temple Street	CHI Corporate	CHI Programme	Acute Services absence rate	Certified absence	Self-certified absence	Non Covid-19 absence	Covid-19 absence	Total absence rate
<b>2023</b>	5.7%	5.2%	4.8%	5.1%	0.9%	1.1%	<b>5.0%</b>	<b>3.7%</b>	<b>0.5%</b>	<b>4.2%</b>	<b>0.8%</b>	<b>5.0%</b>
Dec 2023	8.6%	6.9%	4.9%	6.2%	2.9%	2.8%	6.4%	4.7%	0.8%	5.5%	0.9%	6.42%
Nov 2023	4.7%	5.7%	4.7%	5.8%		2.4%	5.4%	4.1%	0.7%	4.7%	0.7%	5.43%
Oct 2023	6.2%	5.3%	6.2%	5.0%	0.3%	0.6%	5.1%	3.7%	0.6%	4.2%	0.8%	5.05%
Sep 2023	3.6%	4.9%	6.5%	5.6%	0.1%		4.9%	3.5%	0.5%	4.0%	0.9%	4.93%
Aug 2023	4.1%	5.4%	4.5%	5.0%	0.2%	0.1%	4.9%	3.5%	0.5%	4.0%	0.9%	4.88%
Jul 2023	6.1%	5.1%	3.9%	5.8%	2.3%	0.1%	5.0%	3.8%	0.5%	4.3%	0.7%	5.01%
Jun 2023	4.9%	4.8%	3.4%	5.0%	0.4%		4.5%	3.4%	0.4%	3.7%	0.8%	4.52%
May 2023	4.3%	4.6%	4.7%	4.6%	2.3%	1.6%	4.5%	3.2%	0.4%	3.6%	0.9%	4.50%
Apr 2023	4.9%	5.1%	3.6%	4.5%	2.6%	2.5%	4.7%	3.6%	0.4%	4.1%	0.6%	4.70%
Mar 2023	8.1%	5.2%	3.9%	4.8%		2.1%	4.9%	3.7%	0.6%	4.2%	0.7%	4.91%
Feb 2023	6.0%	4.5%	3.4%	3.9%		0.5%	4.2%	3.1%	0.5%	3.6%	0.5%	4.15%
Jan 2023	7.4%	5.1%	7.0%	5.5%	0.1%	1.5%	5.3%	4.0%	0.5%	4.5%	0.8%	5.29%
<b>2022</b>	5.8%	7.0%	7.5%	7.3%	0.4%	2.1%	<b>6.9%</b>	<b>4.1%</b>	<b>0.6%</b>	<b>4.8%</b>	<b>2.2%</b>	<b>6.9%</b>
Dec 2022	7.5%	7.5%	8.9%	6.0%	1.1%	1.0%	6.9%	4.8%	0.8%	5.6%	1.3%	6.86%
Nov 2022	4.8%	6.0%	5.5%	4.8%	0.1%	3.0%	5.4%	3.9%	0.6%	4.5%	1.0%	5.42%
Oct 2022	6.2%	6.0%	6.9%	6.5%	0.7%	3.4%	6.1%	4.2%	0.7%	4.9%	1.2%	6.13%
Sep 2022	3.3%	6.0%	6.9%	6.4%		2.2%	5.9%	4.2%	0.6%	4.9%	1.1%	5.94%
Aug 2022	3.5%	6.0%	5.1%	6.9%		1.6%	6.0%	4.3%	0.7%	5.0%	1.0%	5.98%
Jul 2022	5.8%	7.2%	4.6%	6.9%	1.1%	2.8%	6.7%	4.2%	0.5%	4.7%	2.0%	6.74%
Jun 2022	5.5%	7.1%	7.2%	7.1%		1.9%	6.9%	4.0%	0.6%	4.6%	2.2%	6.86%
May 2022	3.2%	5.8%	7.6%	6.0%		2.4%	5.8%	3.9%	0.7%	4.5%	1.2%	5.77%
Apr 2022	5.0%	6.8%	7.6%	7.4%	1.1%	2.7%	6.9%	4.3%	0.6%	4.9%	2.0%	6.89%
Mar 2022	9.3%	8.6%	10.2%	10.1%		2.2%	9.0%	4.2%	0.6%	4.9%	4.1%	8.99%
Feb 2022	7.5%	8.0%	8.6%	8.7%	1.1%	0.7%	8.1%	3.9%	0.6%	4.4%	3.6%	8.09%
Jan 2022	8.3%	9.1%	10.5%	11.3%		1.0%	9.7%	3.9%	0.5%	4.4%	5.3%	9.68%
<b>2021</b>	6.1%	5.6%	6.1%	6.1%	3.6%	1.7%	<b>5.7%</b>	<b>3.7%</b>	<b>0.5%</b>	<b>4.2%</b>	<b>1.5%</b>	<b>5.7%</b>
Dec 2021	9.7%	7.8%	7.4%	8.6%			7.9%	4.0%	0.7%	4.7%	3.1%	7.85%
Nov 2021	7.3%	8.3%	6.8%	8.9%		0.7%	8.1%	4.7%	0.9%	5.6%	2.5%	8.10%
Oct 2021	7.6%	6.8%	6.6%	7.5%	3.2%	0.8%	6.9%	4.4%	0.9%	5.3%	1.6%	6.94%
Sep 2021	7.1%	5.8%	6.0%	5.3%	3.9%	0.6%	5.6%	4.0%	0.6%	4.6%	1.0%	5.58%
Aug 2021	8.1%	5.2%	6.0%	7.0%	4.3%	3.2%	5.8%	4.3%	0.5%	4.8%	1.0%	5.83%
Jul 2021	7.6%	5.2%	5.2%	5.0%	0.8%	4.2%	5.1%	4.1%	0.5%	4.6%	0.5%	5.13%
Jun 2021	6.5%	4.3%	5.7%	4.9%		2.0%	4.6%	3.8%	0.4%	4.2%	0.4%	4.58%
May 2021	5.0%	4.0%	3.9%	4.5%	7.1%	2.2%	4.2%	3.2%	0.3%	3.5%	0.7%	4.20%
Apr 2021	3.6%	4.1%	5.7%	4.4%	5.1%	3.3%	4.3%	3.0%	0.4%	3.4%	0.9%	4.30%
Mar 2021	3.5%	3.9%	4.5%	4.5%	5.6%	2.0%	4.1%	2.7%	0.3%	3.0%	1.1%	4.12%
Feb 2021	3.0%	4.3%	6.1%	4.7%	10.6%	0.4%	4.5%	2.7%	0.4%	3.1%	1.4%	4.51%
Jan 2021	4.5%	7.0%	9.5%	8.4%	8.9%	1.7%	7.6%	3.1%	0.4%	3.4%	4.1%	7.57%
<b>2020</b>	4.5%	5.4%	6.4%	5.9%			<b>5.7%</b>	<b>3.6%</b>	<b>0.4%</b>	<b>3.9%</b>	<b>1.7%</b>	<b>5.7%</b>
Dec 2020	6.0%	5.8%	6.2%	5.6%			5.7%	3.8%	0.4%	4.2%	1.6%	5.74%
Nov 2020	4.9%	5.1%	7.2%	4.3%			4.9%	3.2%	0.4%	3.6%	1.3%	4.95%
Oct 2020	5.2%	4.9%	5.8%	7.0%			5.7%	3.6%	0.4%	4.0%	1.7%	5.69%
Sep 2020	4.7%	5.4%	6.0%	6.2%			5.7%	3.8%	0.4%	4.2%	1.5%	5.68%
Aug 2020	1.7%	4.5%	5.0%	5.1%			4.7%	3.6%	0.4%	4.0%	0.7%	4.67%

Children's Health Ireland

Year/ month	CHI at Connolly	CHI at Crumlin	CHI at Tallaght	CHI at Temple Street	CHI Corporate	CHI Programme	Acute Services absence rate	Certified absence	Self-certified absence	Non Covid-19 absence	Covid-19 absence	Total absence rate
Jul 2020	1.4%	3.8%	7.0%	5.8%			4.6%	3.5%	0.3%	3.8%	0.8%	4.63%
Jun 2020	4.2%	3.7%	5.7%	5.0%			4.3%	3.0%	0.3%	3.3%	0.9%	4.27%
May 2020	2.5%	4.8%	7.3%	5.6%			5.2%	3.1%	0.2%	3.3%	1.9%	5.18%
Apr 2020	9.1%	9.4%	11.7%	7.6%			8.9%	3.3%	0.2%	3.5%	5.5%	8.94%
Mar 2020	7.3%	8.7%	5.7%	9.5%			8.7%	3.6%	0.3%	3.9%	4.8%	8.74%
Feb 2020	3.2%	4.0%	4.8%	5.2%			4.5%	3.9%	0.6%	4.5%		4.48%
Jan 2020	3.3%	4.8%	4.3%	4.7%			4.7%	4.1%	0.6%	4.7%		4.72%



## Children's Health Ireland

Year/ month	Section 38 Hospitals	Acute Services absence rate	Certified absence	Self-certified absence	Non Covid-19 absence	Covid-19 absence	Total absence rate
<b>2023</b>	5.0%	<b>5.0%</b>	<b>3.7%</b>	<b>0.5%</b>	<b>4.2%</b>	<b>0.8%</b>	<b>5.0%</b>
Dec 2023	6.4%	<b>6.4%</b>	4.7%	0.8%	5.5%	0.9%	6.4%
Nov 2023	5.4%	<b>5.4%</b>	4.1%	0.7%	4.7%	0.7%	5.4%
Oct 2023	5.1%	<b>5.1%</b>	3.7%	0.6%	4.2%	0.8%	5.1%
Sep 2023	4.9%	<b>4.9%</b>	3.5%	0.5%	4.0%	0.9%	4.9%
Aug 2023	4.9%	<b>4.9%</b>	3.5%	0.5%	4.0%	0.9%	4.9%
Jul 2023	5.0%	<b>5.0%</b>	3.8%	0.5%	4.3%	0.7%	5.0%
Jun 2023	4.5%	<b>4.5%</b>	3.4%	0.4%	3.7%	0.8%	4.5%
May 2023	4.5%	<b>4.5%</b>	3.2%	0.4%	3.6%	0.9%	4.5%
Apr 2023	4.7%	<b>4.7%</b>	3.6%	0.4%	4.1%	0.6%	4.7%
Mar 2023	4.9%	<b>4.9%</b>	3.7%	0.6%	4.2%	0.7%	4.9%
Feb 2023	4.2%	<b>4.2%</b>	3.1%	0.5%	3.6%	0.5%	4.2%
Jan 2023	5.3%	<b>5.3%</b>	4.0%	0.5%	4.5%	0.8%	5.3%
<b>2022</b>	6.9%	<b>6.9%</b>	<b>4.1%</b>	<b>0.6%</b>	<b>4.8%</b>	<b>2.2%</b>	<b>6.9%</b>
Dec 2022	6.9%	<b>6.9%</b>	4.8%	0.8%	5.6%	1.3%	6.9%
Nov 2022	5.4%	<b>5.4%</b>	3.9%	0.6%	4.5%	1.0%	5.4%
Oct 2022	6.1%	<b>6.1%</b>	4.2%	0.7%	4.9%	1.2%	6.1%
Sep 2022	5.9%	<b>5.9%</b>	4.2%	0.6%	4.9%	1.1%	5.9%
Aug 2022	6.0%	<b>6.0%</b>	4.3%	0.7%	5.0%	1.0%	6.0%
Jul 2022	6.7%	<b>6.7%</b>	4.2%	0.5%	4.7%	2.0%	6.7%
Jun 2022	6.9%	<b>6.9%</b>	4.0%	0.6%	4.6%	2.2%	6.9%
May 2022	5.8%	<b>5.8%</b>	3.9%	0.7%	4.5%	1.2%	5.8%
Apr 2022	6.9%	<b>6.9%</b>	4.3%	0.6%	4.9%	2.0%	6.9%
Mar 2022	9.0%	<b>9.0%</b>	4.2%	0.6%	4.9%	4.1%	9.0%
Feb 2022	8.1%	<b>8.1%</b>	3.9%	0.6%	4.4%	3.6%	8.1%
Jan 2022	9.7%	<b>9.7%</b>	3.9%	0.5%	4.4%	5.3%	9.7%
<b>2021</b>	5.7%	<b>5.7%</b>	<b>3.7%</b>	<b>0.5%</b>	<b>4.2%</b>	<b>1.5%</b>	<b>5.7%</b>
Dec 2021	7.9%	<b>7.9%</b>	4.0%	0.7%	4.7%	3.1%	7.9%
Nov 2021	8.1%	<b>8.1%</b>	4.7%	0.9%	5.6%	2.5%	8.1%
Oct 2021	6.9%	<b>6.9%</b>	4.4%	0.9%	5.3%	1.6%	6.9%
Sep 2021	5.6%	<b>5.6%</b>	4.0%	0.6%	4.6%	1.0%	5.6%
Aug 2021	5.8%	<b>5.8%</b>	4.3%	0.5%	4.8%	1.0%	5.8%
Jul 2021	5.1%	<b>5.1%</b>	4.1%	0.5%	4.6%	0.5%	5.1%
Jun 2021	4.6%	<b>4.6%</b>	3.8%	0.4%	4.2%	0.4%	4.6%
May 2021	4.2%	<b>4.2%</b>	3.2%	0.3%	3.5%	0.7%	4.2%
Apr 2021	4.3%	<b>4.3%</b>	3.0%	0.4%	3.4%	0.9%	4.3%
Mar 2021	4.1%	<b>4.1%</b>	2.7%	0.3%	3.0%	1.1%	4.1%
Feb 2021	4.5%	<b>4.5%</b>	2.7%	0.4%	3.1%	1.4%	4.5%
Jan 2021	7.6%	<b>7.6%</b>	3.1%	0.4%	3.4%	4.1%	7.6%
<b>2020</b>	5.7%	<b>5.7%</b>	<b>3.6%</b>	<b>0.4%</b>	<b>3.9%</b>	<b>1.7%</b>	<b>5.7%</b>

Children's Health Ireland

Year/ month	Section 38 Hospitals	Acute Services absence rate	Certified absence	Self-certified absence	Non Covid-19 absence	Covid-19 absence	Total absence rate
Dec 2020	5.7%	5.7%	3.8%	0.4%	4.2%	1.6%	5.7%
Nov 2020	4.9%	4.9%	3.2%	0.4%	3.6%	1.3%	4.9%
Oct 2020	5.7%	5.7%	3.6%	0.4%	4.0%	1.7%	5.7%
Sep 2020	5.7%	5.7%	3.8%	0.4%	4.2%	1.5%	5.7%
Aug 2020	4.7%	4.7%	3.6%	0.4%	4.0%	0.7%	4.7%
Jul 2020	4.6%	4.6%	3.5%	0.3%	3.8%	0.8%	4.6%
Jun 2020	4.3%	4.3%	3.0%	0.3%	3.3%	0.9%	4.3%
May 2020	5.2%	5.2%	3.1%	0.2%	3.3%	1.9%	5.2%
Apr 2020	8.9%	8.9%	3.3%	0.2%	3.5%	5.5%	8.9%
Mar 2020	8.7%	8.7%	3.6%	0.3%	3.9%	4.8%	8.7%
Feb 2020	4.5%	4.5%	3.9%	0.6%	4.5%		4.5%
Jan 2020	4.7%	4.7%	4.1%	0.6%	4.7%		4.7%
2019	4.2%	4.2%	3.7%	0.5%	4.2%		4.2%
Dec 2019	5.3%	5.3%	4.5%	0.8%	5.3%		5.3%
Nov 2019	4.6%	4.6%	4.0%	0.6%	4.6%		4.6%
Oct 2019	4.4%	4.4%	3.9%	0.5%	4.4%		4.4%
Sep 2019	4.3%	4.3%	3.8%	0.5%	4.3%		4.3%
Aug 2019	3.8%	3.8%	3.4%	0.4%	3.8%		3.8%
Jul 2019	3.6%	3.6%	3.3%	0.4%	3.6%		3.6%
Jun 2019	3.8%	3.8%	3.3%	0.5%	3.8%		3.8%
May 2019	3.7%	3.7%	3.3%	0.4%	3.7%		3.7%
Apr 2019	3.9%	3.9%	3.5%	0.4%	3.9%		3.9%
Mar 2019	4.4%	4.4%	3.9%	0.5%	4.4%		4.4%
Feb 2019	4.8%	4.8%	3.9%	0.8%	4.8%		4.8%
Jan 2019	4.2%	4.2%	3.7%	0.5%	4.2%		4.2%
2018	4.1%	4.1%	3.7%	0.4%	4.1%		4.1%

