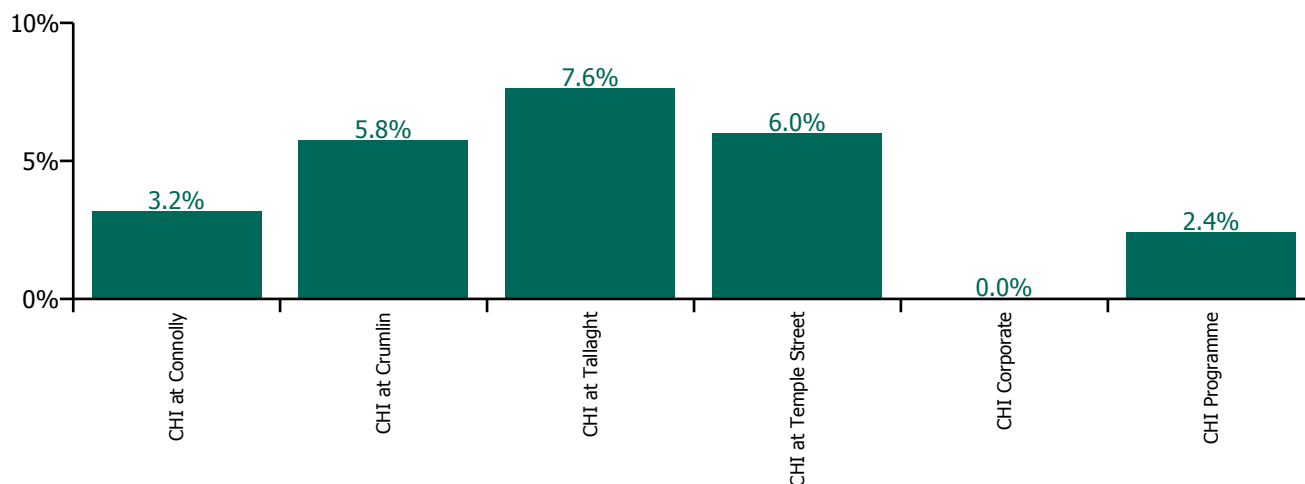


May 2022

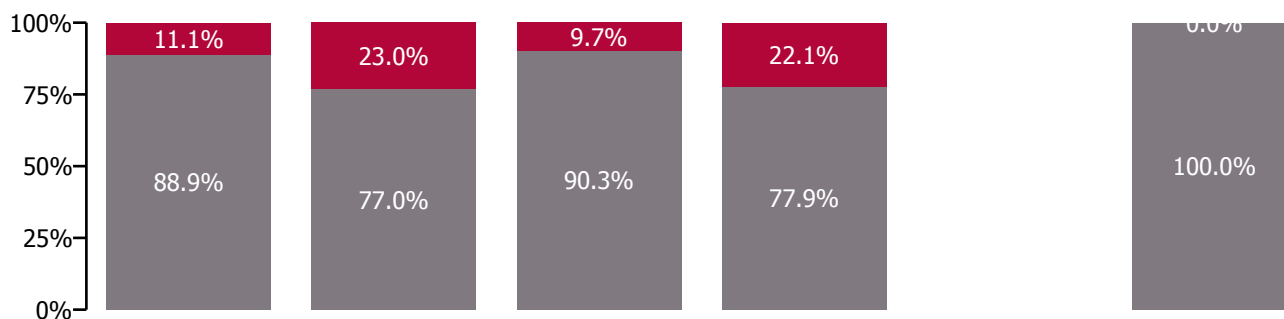
Health Service Absence Rate - by Staff Category: May 2022	Certified absence	Self-certified absence	Non Covid-19 absence	Covid-19 absence	Total absence rate	% Non Covid-19 absence	% Covid-19 absence
Children's Health Ireland	3.9%	0.7%	4.5%	1.2%	5.8%	78.8%	21.2%
Medical & Dental	1.0%	0.0%	1.0%	0.4%	1.4%	70.2%	29.8%
Nursing & Midwifery	4.7%	1.0%	5.7%	1.2%	6.9%	82.2%	17.8%
Health & Social Care Professionals	3.7%	0.4%	4.1%	1.2%	5.3%	77.7%	22.3%
Management & Administrative	4.0%	0.6%	4.5%	1.4%	5.9%	76.7%	23.3%
General Support	5.2%	0.7%	5.9%	2.6%	8.5%	69.8%	30.2%
Patient & Client Care	5.9%	1.1%	7.0%	1.6%	8.6%	81.1%	18.9%

Health Service Absence Rate - by Hospital: May 2022	Certified absence	Self-certified absence	Non Covid-19 absence	Covid-19 absence	Total absence rate	% Non Covid-19 absence	% Covid-19 absence
Children's Health Ireland	3.9%	0.7%	4.5%	1.2%	5.8%	78.8%	21.2%
CHI at Connolly	2.4%	0.4%	2.8%	0.3%	3.2%	88.9%	11.1%
CHI at Crumlin	3.7%	0.7%	4.4%	1.3%	5.8%	77.0%	23.0%
CHI at Tallaght	6.0%	0.9%	6.9%	0.7%	7.6%	90.3%	9.7%
CHI at Temple Street	4.0%	0.7%	4.7%	1.3%	6.0%	77.9%	22.1%
CHI Corporate	0.0%	0.0%	0.0%	0.0%	0.0%	#DIV/0	#DIV/0
CHI Programme	2.4%	0.0%	2.4%	0.0%	2.4%	100.0%	0.0%

Total absence rate

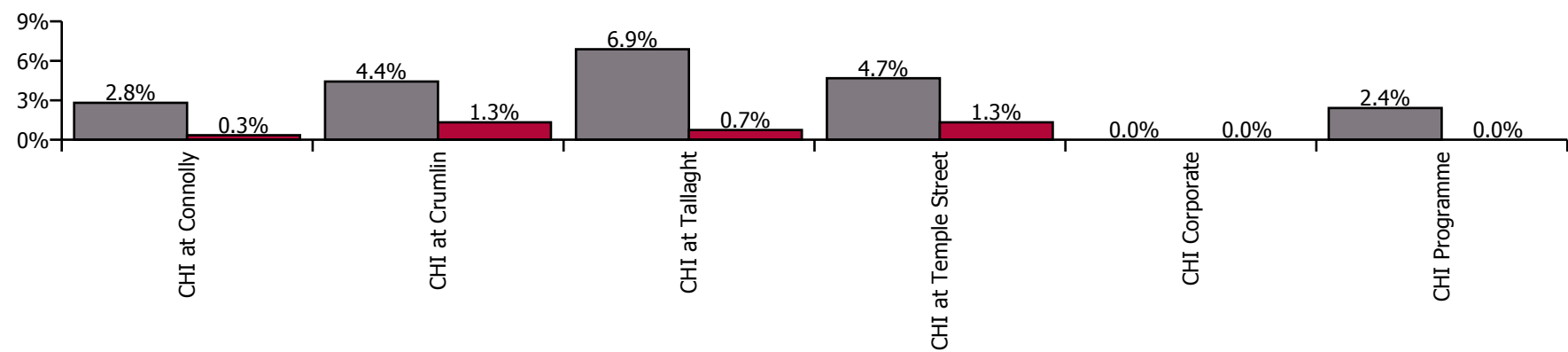


% of Absence Non Covid-19 / Covid-19



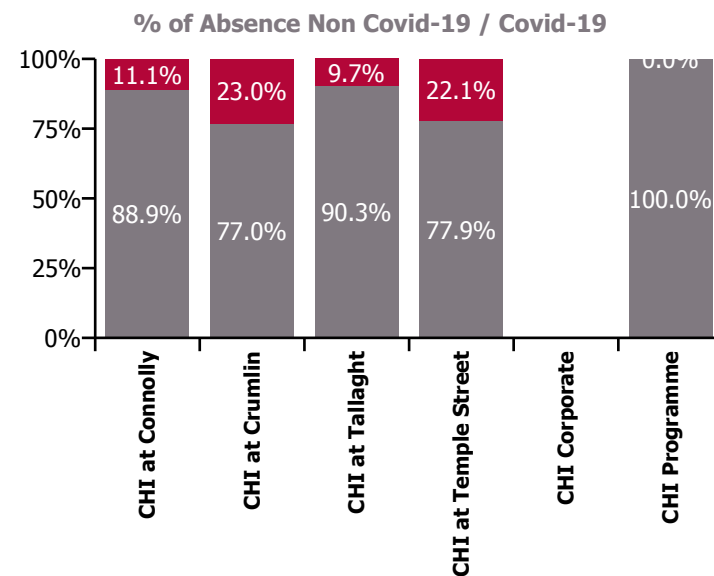
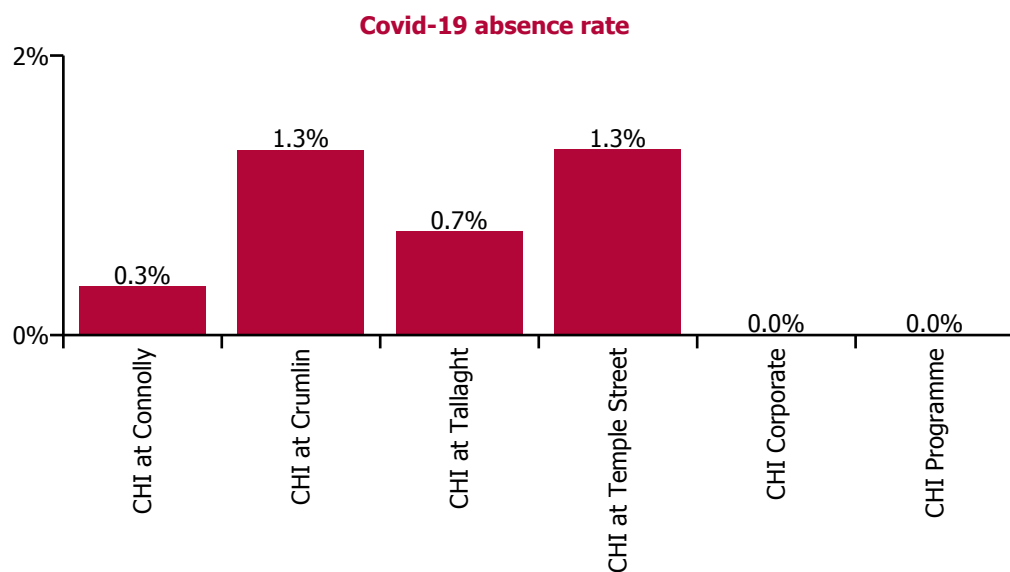
May 2022

Health Service Absence Rate by Hospital: May 2022	Medical & Dental	Nursing & Midwifery	Health & Social Care Professionals	Management & Administrative	General Support	Patient & Client Care	Certified absence	Self-certified absence	Non Covid-19 absence	Covid-19 absence	Total absence rate
Children's Health Ireland	1.4%	6.9%	5.3%	5.9%	8.5%	8.6%	3.9%	0.7%	4.5%	1.2%	5.8%
CHI at Connolly	0.0%	5.4%	0.8%	1.1%	0.0%	5.3%	2.4%	0.4%	2.8%	0.3%	3.2%
CHI at Crumlin	1.7%	6.8%	4.3%	5.6%	9.9%	8.5%	3.7%	0.7%	4.4%	1.3%	5.8%
CHI at Tallaght	0.9%	7.6%	16.9%	6.9%	0.0%	16.8%	6.0%	0.9%	6.9%	0.7%	7.6%
CHI at Temple Street	1.2%	7.1%	6.3%	8.1%	5.1%	6.9%	4.0%	0.7%	4.7%	1.3%	6.0%
CHI Corporate	0.0%	0.0%		0.0%			0.0%	0.0%	0.0%	0.0%	0.0%
CHI Programme	0.0%	0.0%	0.0%	2.9%			2.4%	0.0%	2.4%	0.0%	2.4%



May 2022

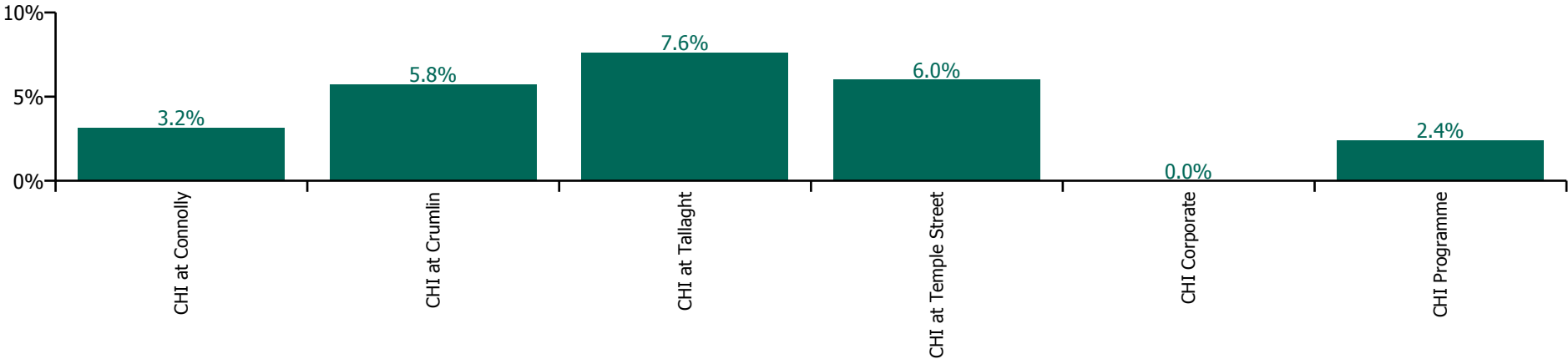
Health Service Covid-19 Absence Rate - by Staff Category & Hospital: May 2022	Medical & Dental	Nursing & Midwifery	Health & Social Care Professionals	Management & Administrative	General Support	Patient & Client Care	Covid-19 absence	Non Covid-19 absence	Total absence rate
Children's Health Ireland	0.4%	1.2%	1.2%	5.9%	2.6%	1.6%	1.2%	4.5%	5.8%
CHI at Connolly	0.0%	0.7%	0.0%	1.1%	0.0%	0.5%	0.3%	2.8%	3.2%
CHI at Crumlin	0.8%	0.8%	1.2%	5.6%	2.6%	2.0%	1.3%	4.4%	5.8%
CHI at Tallaght	0.0%	0.6%	1.8%	6.9%	0.0%	1.4%	0.7%	6.9%	7.6%
CHI at Temple Street	0.0%	2.2%	1.3%	8.1%	2.6%	1.1%	1.3%	4.7%	6.0%
CHI Corporate	0.0%	0.0%		0.0%			0.0%	0.0%	0.0%
CHI Programme	0.0%	0.0%	0.0%	2.9%			0.0%	2.4%	2.4%



May 2022

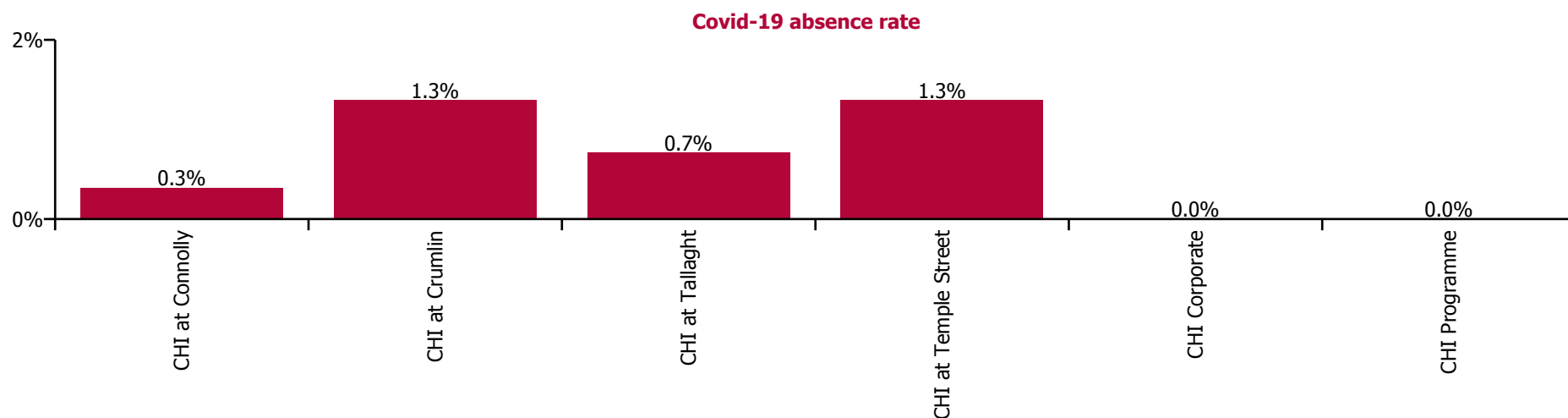
Health Service Absence Rate - by Ho[pital & Staff Category: May 2022	Medical & Dental	Nursing & Midwifery	Health & Social Care Professionals	Management & Administrative	General Support	Patient & Client Care	Certified absence	Self-certified absence	Non Covid-19 absence	Covid-19 absence	Total absence rate
Children's Health Ireland	1.4%	6.9%	5.3%	5.9%	8.5%	8.6%	3.9%	0.7%	4.5%	1.2%	5.8%
CHI at Connolly	0.0%	5.4%	0.8%	1.1%	0.0%	5.3%	2.4%	0.4%	2.8%	0.3%	3.2%
CHI at Crumlin	1.7%	6.8%	4.3%	5.6%	9.9%	8.5%	3.7%	0.7%	4.4%	1.3%	5.8%
CHI at Tallaght	0.9%	7.6%	16.9%	6.9%	0.0%	16.8%	6.0%	0.9%	6.9%	0.7%	7.6%
CHI at Temple Street	1.2%	7.1%	6.3%	8.1%	5.1%	6.9%	4.0%	0.7%	4.7%	1.3%	6.0%
CHI Corporate	0.0%	0.0%		0.0%			0.0%	0.0%	0.0%	0.0%	0.0%
CHI Programme	0.0%	0.0%	0.0%	2.9%			2.4%	0.0%	2.4%	0.0%	2.4%

Total absence rate



May 2022

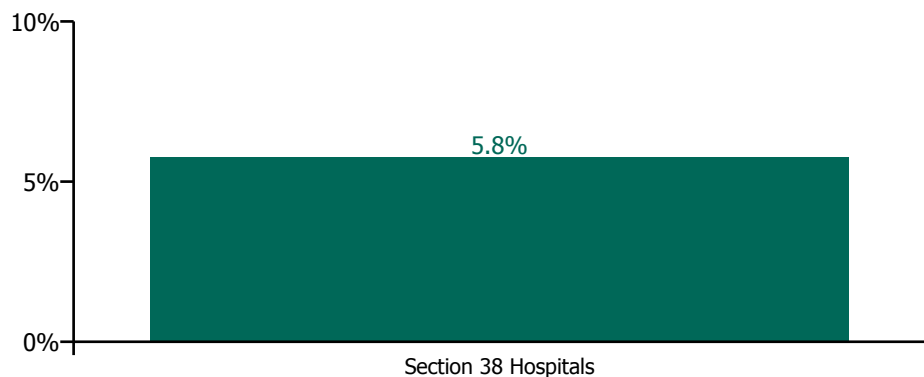
Health Service Covid-19 Absence Rate - by Staff Category & Hospital: May 2022	Medical & Dental	Nursing & Midwifery	Health & Social Care Professionals	Management & Administrative	General Support	Patient & Client Care	Covid-19 absence	Non Covid-19 absence	Total absence rate
Children's Health Ireland	0.4%	1.2%	1.2%	5.9%	2.6%	1.6%	1.2%	4.5%	5.8%
CHI at Connolly	0.0%	0.7%	0.0%	1.1%	0.0%	0.5%	0.3%	2.8%	3.2%
CHI at Crumlin	0.8%	0.8%	1.2%	5.6%	2.6%	2.0%	1.3%	4.4%	5.8%
CHI at Tallaght	0.0%	0.6%	1.8%	6.9%	0.0%	1.4%	0.7%	6.9%	7.6%
CHI at Temple Street	0.0%	2.2%	1.3%	8.1%	2.6%	1.1%	1.3%	4.7%	6.0%
CHI Corporate	0.0%	0.0%		0.0%			0.0%	0.0%	0.0%
CHI Programme	0.0%	0.0%	0.0%	2.9%			0.0%	2.4%	2.4%



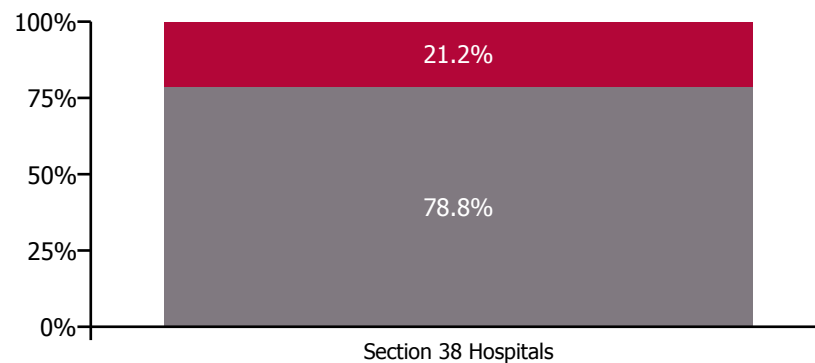
May 2022

Health Service Absence Rate - by Admin & Hospital: May 2022	Medical & Dental	Nursing & Midwifery	Health & Social Care Professionals	Management & Administrative	General Support	Patient & Client Care	Certified absence	Self-certified absence	Non Covid-19 absence	Covid-19 absence	Total absence rate
Children's Health Ireland	1.4%	6.9%	5.3%	5.9%	8.5%	8.6%	3.9%	0.7%	4.5%	1.2%	5.8%
Section 38 Hospitals	1.4%	6.9%	5.3%	5.9%	8.5%	8.6%	3.9%	0.7%	4.5%	1.2%	5.8%
CHI at Connolly	0.0%	5.4%	0.8%	1.1%	0.0%	5.3%	2.4%	0.4%	2.8%	0.3%	3.2%
CHI at Crumlin	1.7%	6.8%	4.3%	5.6%	9.9%	8.5%	3.7%	0.7%	4.4%	1.3%	5.8%
CHI at Tallaght	0.9%	7.6%	16.9%	6.9%	0.0%	16.8%	6.0%	0.9%	6.9%	0.7%	7.6%
CHI at Temple Street	1.2%	7.1%	6.3%	8.1%	5.1%	6.9%	4.0%	0.7%	4.7%	1.3%	6.0%
CHI Corporate	0.0%	0.0%		0.0%			0.0%	0.0%	0.0%	0.0%	0.0%
CHI Programme	0.0%	0.0%	0.0%	2.9%			2.4%	0.0%	2.4%	0.0%	2.4%

Total absence rate



Non Covid-19 & Covid-19 Absence



May 2022

CHI at Connolly absence by Staff Category	Certified absence	Self-certified absence	Non Covid-19 absence	Covid-19 absence	Total absence rate	% Non Covid-19 absence	% Covid-19 absence
CHI at Connolly	2.4%	0.4%	2.8%	0.3%	3.2%	88.9%	11.1%
Medical & Dental	0.0%	0.0%	0.0%	0.0%	0.0%		
Nursing & Midwifery	4.0%	0.7%	4.7%	0.7%	5.4%	86.5%	13.5%
Health & Social Care Professionals	0.8%	0.0%	0.8%	0.0%	0.8%	100.0%	0.0%
Management & Administrative	0.9%	0.2%	1.1%	0.0%	1.1%	100.0%	0.0%
General Support	0.0%	0.0%	0.0%	0.0%	0.0%		
Patient & Client Care	4.1%	0.7%	4.8%	0.5%	5.3%	90.3%	9.7%

May 2022

CHI at Crumlin absence by Staff Category	Certified absence	Self-certified absence	Non Covid-19 absence	Covid-19 absence	Total absence rate	% Non Covid-19 absence	% Covid-19 absence
CHI at Crumlin	3.7%	0.7%	4.4%	1.3%	5.8%	77.0%	23.0%
Medical & Dental	0.8%	0.0%	0.8%	0.8%	1.7%	50.0%	50.0%
Nursing & Midwifery	4.8%	1.2%	6.0%	0.8%	6.8%	88.1%	11.9%
Health & Social Care Professionals	2.8%	0.4%	3.1%	1.2%	4.3%	72.9%	27.1%
Management & Administrative	3.0%	0.3%	3.3%	2.3%	5.6%	58.7%	41.3%
General Support	6.7%	0.6%	7.3%	2.6%	9.9%	74.0%	26.0%
Patient & Client Care	5.5%	1.0%	6.5%	2.0%	8.5%	76.3%	23.7%

May 2022

CHI at Tallaght absence by Staff Category	Certified absence	Self-certified absence	Non Covid-19 absence	Covid-19 absence	Total absence rate	% Non Covid-19 absence	% Covid-19 absence
CHI at Tallaght	6.0%	0.9%	6.9%	0.7%	7.6%	90.3%	9.7%
Medical & Dental	0.7%	0.2%	0.9%	0.0%	0.9%	100.0%	0.0%
Nursing & Midwifery	6.3%	0.7%	7.0%	0.6%	7.6%	91.8%	8.2%
Health & Social Care Professionals	13.9%	1.3%	15.2%	1.8%	16.9%	89.6%	10.4%
Management & Administrative	4.4%	1.3%	5.7%	1.2%	6.9%	83.2%	16.8%
General Support	0.0%	0.0%	0.0%	0.0%	0.0%		
Patient & Client Care	12.5%	2.9%	15.4%	1.4%	16.8%	91.8%	8.2%

May 2022

CHI at Temple Street absence by Staff Category	Certified absence	Self-certified absence	Non Covid-19 absence	Covid-19 absence	Total absence rate	% Non Covid-19 absence	% Covid-19 absence
CHI at Temple Street	4.0%	0.7%	4.7%	1.3%	6.0%	77.9%	22.1%
Medical & Dental	1.2%	0.0%	1.2%	0.0%	1.2%	100.0%	0.0%
Nursing & Midwifery	4.1%	0.9%	5.0%	2.2%	7.1%	69.3%	30.7%
Health & Social Care Professionals	4.7%	0.3%	5.0%	1.3%	6.3%	79.7%	20.3%
Management & Administrative	6.3%	1.1%	7.3%	0.8%	8.1%	90.0%	10.0%
General Support	1.5%	1.1%	2.6%	2.6%	5.1%	49.8%	50.2%
Patient & Client Care	5.2%	0.7%	5.9%	1.1%	6.9%	84.7%	15.3%

May 2022

CHI Corporate absence by Staff Category	Certified absence	Self-certified absence	Non Covid-19 absence	Covid-19 absence	Total absence rate	% Non Covid-19 absence	% Covid-19 absence
CHI Corporate	0.0%	0.0%	0.0%	0.0%	0.0%	#DIV/0	#DIV/0
Medical & Dental	0.0%	0.0%	0.0%	0.0%	0.0%		
Nursing & Midwifery	0.0%	0.0%	0.0%	0.0%	0.0%		
Health & Social Care Professionals							
Management & Administrative	0.0%	0.0%	0.0%	0.0%	0.0%		#DIV/0
General Support							
Patient & Client Care							

May 2022

CHI Programme absence by Staff Category	Certified absence	Self-certified absence	Non Covid-19 absence	Covid-19 absence	Total absence rate	% Non Covid-19 absence	% Covid-19 absence
CHI Programme	2.4%	0.0%	2.4%	0.0%	2.4%	100.0%	0.0%
Medical & Dental	0.0%	0.0%	0.0%	0.0%	0.0%		
Nursing & Midwifery	0.0%	0.0%	0.0%	0.0%	0.0%		
Health & Social Care Professionals	0.0%	0.0%	0.0%	0.0%	0.0%		
Management & Administrative	2.9%	0.0%	2.9%	0.0%	2.9%	100.0%	0.0%
General Support							
Patient & Client Care							

Children's Health Ireland

Year/ month	Medical & Dental	Nursing & Midwifery	Health & Social Care Professionals	Management & Administrative	General Support	Patient & Client Care	Certified absence	Self-certified absence	Non Covid-19 absence	Covid-19 absence	Total absence rate
2022	1.7%	10.0%	7.2%	7.3%	10.7%	12.9%	4.0%	0.6%	4.6%	3.2%	7.9%
May 2022	1.4%	6.9%	5.3%	5.9%	8.5%	8.6%	3.9%	0.7%	4.5%	1.2%	5.8%
Apr 2022	1.1%	8.7%	5.9%	7.0%	9.6%	12.0%	4.3%	0.6%	4.9%	2.0%	6.9%
Mar 2022	1.5%	11.6%	9.0%	8.6%	10.3%	13.8%	4.2%	0.6%	4.9%	4.1%	9.0%
Feb 2022	1.7%	10.8%	7.3%	6.5%	11.6%	14.0%	3.9%	0.6%	4.4%	3.6%	8.1%
Jan 2022	2.6%	12.2%	8.4%	8.8%	13.4%	15.9%	3.9%	0.5%	4.4%	5.3%	9.7%
2021	2.1%	7.1%	4.5%	5.6%	8.5%	8.0%	3.7%	0.5%	4.2%	1.5%	5.7%
Dec 2021	2.0%	10.3%	7.3%	6.6%	9.9%	11.4%	4.0%	0.7%	4.7%	3.1%	7.9%
Nov 2021	2.5%	10.1%	7.2%	8.3%	8.4%	12.2%	4.7%	0.9%	5.6%	2.5%	8.1%
Oct 2021	1.9%	8.0%	5.5%	7.2%	12.3%	12.3%	4.4%	0.9%	5.3%	1.6%	6.9%
Sep 2021	1.6%	7.2%	4.4%	4.8%	9.6%	8.7%	4.0%	0.6%	4.6%	1.0%	5.6%
Aug 2021	2.4%	6.3%	4.8%	6.1%	9.5%	10.5%	4.3%	0.5%	4.8%	1.0%	5.8%
Jul 2021	2.0%	6.3%	4.1%	5.3%	7.0%	5.3%	4.1%	0.5%	4.6%	0.5%	5.1%
Jun 2021	1.4%	5.6%	3.4%	5.0%	5.4%	6.4%	3.8%	0.4%	4.2%	0.4%	4.6%
May 2021	2.1%	5.4%	3.0%	3.9%	5.9%	4.4%	3.2%	0.3%	3.5%	0.7%	4.2%
Apr 2021	2.7%	5.7%	3.0%	2.8%	7.0%	6.5%	3.0%	0.4%	3.4%	0.9%	4.3%
Mar 2021	2.2%	4.9%	2.4%	4.7%	6.9%	4.5%	2.7%	0.3%	3.0%	1.1%	4.1%
Feb 2021	1.7%	5.4%	3.3%	5.1%	7.4%	4.7%	2.7%	0.4%	3.1%	1.4%	4.5%
Jan 2021	3.0%	9.9%	5.1%	6.9%	13.0%	9.6%	3.1%	0.4%	3.4%	4.1%	7.6%
2020	2.7%	6.9%	4.3%	5.4%	8.6%	6.9%	3.6%	0.4%	3.9%	1.7%	5.7%
Dec 2020	2.0%	7.3%	4.1%	6.2%	7.6%	6.0%	3.8%	0.4%	4.2%	1.6%	5.7%
Nov 2020	1.4%	6.2%	3.4%	5.3%	7.9%	6.0%	3.2%	0.4%	3.6%	1.3%	4.9%
Oct 2020	1.8%	7.4%	3.9%	5.2%	8.8%	8.6%	3.6%	0.4%	4.0%	1.7%	5.7%
Sep 2020	1.7%	7.5%	3.8%	5.3%	9.2%	7.6%	3.8%	0.4%	4.2%	1.5%	5.7%
Aug 2020	1.3%	5.7%	3.7%	4.1%	9.4%	6.0%	3.6%	0.4%	4.0%	0.7%	4.7%
Jul 2020	1.4%	5.9%	4.3%	4.2%	7.5%	4.9%	3.5%	0.3%	3.8%	0.8%	4.6%
Jun 2020	1.3%	5.4%	2.9%	4.4%	7.3%	4.6%	3.0%	0.3%	3.3%	0.9%	4.3%
May 2020	2.6%	6.3%	3.3%	4.9%	9.4%	6.5%	3.1%	0.2%	3.3%	1.9%	5.2%
Apr 2020	6.0%	11.1%	5.7%	7.7%	12.6%	12.8%	3.3%	0.2%	3.5%	5.5%	8.9%
Mar 2020	8.2%	9.2%	8.0%	7.5%	11.9%	9.7%	3.6%	0.3%	3.9%	4.8%	8.7%
Feb 2020	1.8%	5.1%	4.1%	5.2%	5.4%	5.3%	3.9%	0.6%	4.5%		4.5%

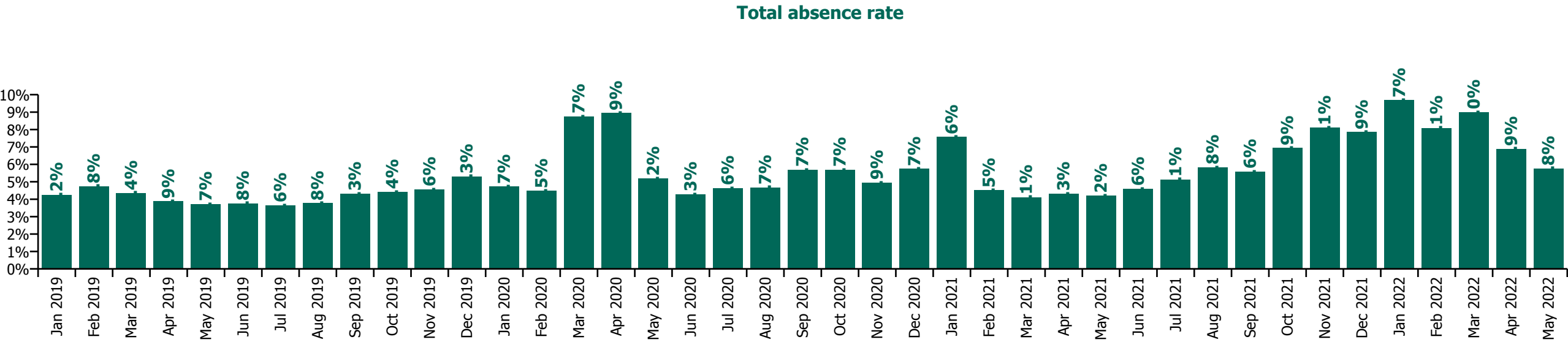
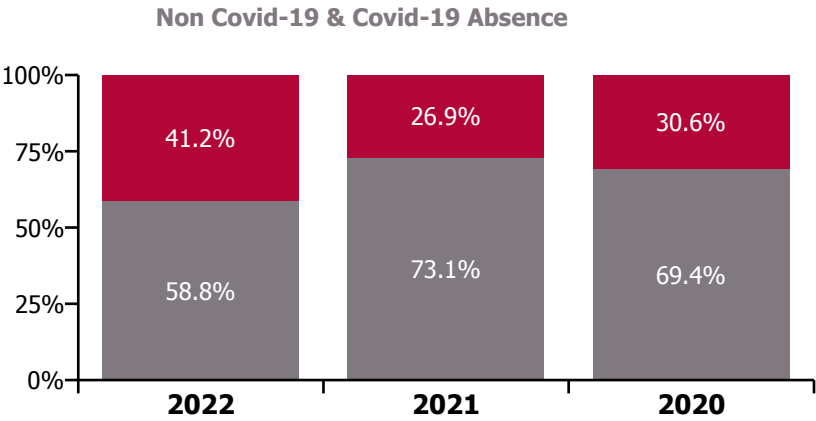
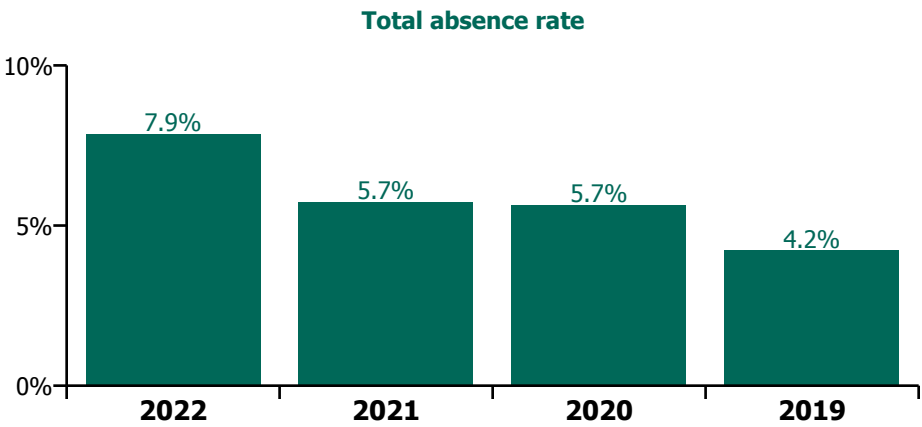
Jan 2020	2.6%	5.5%	3.7%	5.3%	6.0%	4.7%	4.1%	0.6%	4.7%		4.7%
2019	1.8%	4.7%	3.7%	5.1%	5.8%	4.5%	3.7%	0.5%	4.2%		4.2%
Dec 2019	2.8%	6.0%	4.7%	6.2%	6.5%	4.3%	4.5%	0.8%	5.3%		5.3%
Nov 2019	2.3%	5.0%	3.3%	6.1%	5.9%	4.3%	4.0%	0.6%	4.6%		4.6%
Oct 2019	2.2%	4.8%	3.6%	5.7%	5.8%	3.7%	3.9%	0.5%	4.4%		4.4%
Sep 2019	1.4%	4.8%	4.3%	5.2%	6.6%	3.6%	3.8%	0.5%	4.3%		4.3%
Aug 2019	1.1%	4.2%	3.5%	4.5%	6.1%	3.3%	3.4%	0.4%	3.8%		3.8%
Jul 2019	0.8%	4.1%	3.3%	4.5%	5.3%	4.9%	3.3%	0.4%	3.6%		3.6%
Jun 2019	1.8%	4.0%	3.4%	4.2%	5.7%	4.9%	3.3%	0.5%	3.8%		3.8%
May 2019	1.9%	4.0%	3.2%	4.6%	4.2%	3.8%	3.3%	0.4%	3.7%		3.7%
Apr 2019	2.8%	3.8%	3.3%	4.4%	6.1%	4.5%	3.5%	0.4%	3.9%		3.9%
Mar 2019	1.7%	4.5%	4.2%	5.0%	6.4%	5.9%	3.9%	0.5%	4.4%		4.4%
Feb 2019	1.5%	6.3%	4.1%	4.4%	5.6%	5.1%	3.9%	0.8%	4.8%		4.8%
Jan 2019	1.3%	4.7%	3.0%	5.9%	5.4%	5.3%	3.7%	0.5%	4.2%		4.2%

Children's Health Ireland

Year/ month	CHI at Connolly	CHI at Crumlin	CHI at Tallaght	CHI at Temple Street	CHI Corporate	CHI Programme	Acute Services absence rate	Certified absence	Self-certified absence	Non Covid-19 absence	Covid-19 absence	Total absence rate
2022	6.6%	7.6%	8.9%	8.7%	0.4%	1.8%	7.9%	4.0%	0.6%	4.6%	3.2%	7.9%
May 2022	3.2%	5.8%	7.6%	6.0%		2.4%	5.8%	3.9%	0.7%	4.5%	1.2%	5.77%
Apr 2022	5.0%	6.8%	7.6%	7.4%	1.1%	2.7%	6.9%	4.3%	0.6%	4.9%	2.0%	6.89%
Mar 2022	9.3%	8.6%	10.2%	10.1%		2.2%	9.0%	4.2%	0.6%	4.9%	4.1%	8.99%
Feb 2022	7.5%	8.0%	8.6%	8.7%	1.1%	0.7%	8.1%	3.9%	0.6%	4.4%	3.6%	8.09%
Jan 2022	8.3%	9.1%	10.5%	11.3%		1.0%	9.7%	3.9%	0.5%	4.4%	5.3%	9.68%
2021	6.1%	5.6%	6.1%	6.1%	3.6%	1.7%	5.7%	3.7%	0.5%	4.2%	1.5%	5.7%
Dec 2021	9.7%	7.8%	7.4%	8.6%			7.9%	4.0%	0.7%	4.7%	3.1%	7.85%
Nov 2021	7.3%	8.3%	6.8%	8.9%		0.7%	8.1%	4.7%	0.9%	5.6%	2.5%	8.10%
Oct 2021	7.6%	6.8%	6.6%	7.5%	3.2%	0.8%	6.9%	4.4%	0.9%	5.3%	1.6%	6.94%
Sep 2021	7.1%	5.8%	6.0%	5.3%	3.9%	0.6%	5.6%	4.0%	0.6%	4.6%	1.0%	5.58%
Aug 2021	8.1%	5.2%	6.0%	7.0%	4.3%	3.2%	5.8%	4.3%	0.5%	4.8%	1.0%	5.83%
Jul 2021	7.6%	5.2%	5.2%	5.0%	0.8%	4.2%	5.1%	4.1%	0.5%	4.6%	0.5%	5.13%
Jun 2021	6.5%	4.3%	5.7%	4.9%		2.0%	4.6%	3.8%	0.4%	4.2%	0.4%	4.58%
May 2021	5.0%	4.0%	3.9%	4.5%	7.1%	2.2%	4.2%	3.2%	0.3%	3.5%	0.7%	4.20%
Apr 2021	3.6%	4.1%	5.7%	4.4%	5.1%	3.3%	4.3%	3.0%	0.4%	3.4%	0.9%	4.30%
Mar 2021	3.5%	3.9%	4.5%	4.5%	5.6%	2.0%	4.1%	2.7%	0.3%	3.0%	1.1%	4.12%
Feb 2021	3.0%	4.3%	6.1%	4.7%	10.6%	0.4%	4.5%	2.7%	0.4%	3.1%	1.4%	4.51%
Jan 2021	4.5%	7.0%	9.5%	8.4%	8.9%	1.7%	7.6%	3.1%	0.4%	3.4%	4.1%	7.57%
2020	4.5%	5.4%	6.4%	5.9%			5.7%	3.6%	0.4%	3.9%	1.7%	5.7%
Dec 2020	6.0%	5.8%	6.2%	5.6%			5.7%	3.8%	0.4%	4.2%	1.6%	5.74%
Nov 2020	4.9%	5.1%	7.2%	4.3%			4.9%	3.2%	0.4%	3.6%	1.3%	4.95%
Oct 2020	5.2%	4.9%	5.8%	7.0%			5.7%	3.6%	0.4%	4.0%	1.7%	5.69%
Sep 2020	4.7%	5.4%	6.0%	6.2%			5.7%	3.8%	0.4%	4.2%	1.5%	5.68%
Aug 2020	1.7%	4.5%	5.0%	5.1%			4.7%	3.6%	0.4%	4.0%	0.7%	4.67%
Jul 2020	1.4%	3.8%	7.0%	5.8%			4.6%	3.5%	0.3%	3.8%	0.8%	4.63%
Jun 2020	4.2%	3.7%	5.7%	5.0%			4.3%	3.0%	0.3%	3.3%	0.9%	4.27%
May 2020	2.5%	4.8%	7.3%	5.6%			5.2%	3.1%	0.2%	3.3%	1.9%	5.18%
Apr 2020	9.1%	9.4%	11.7%	7.6%			8.9%	3.3%	0.2%	3.5%	5.5%	8.94%
Mar 2020	7.3%	8.7%	5.7%	9.5%			8.7%	3.6%	0.3%	3.9%	4.8%	8.74%
Feb 2020	3.2%	4.0%	4.8%	5.2%			4.5%	3.9%	0.6%	4.5%		4.48%
Jan 2020	3.3%	4.8%	4.3%	4.7%			4.7%	4.1%	0.6%	4.7%		4.72%
2019	2.0%	4.4%	3.6%	4.1%			4.2%	3.7%	0.5%	4.2%		4.2%
Dec 2019	3.8%	5.3%	4.5%	5.6%			5.3%	4.5%	0.8%	5.3%		5.30%
Nov 2019	2.9%	4.2%	4.1%	5.3%			4.6%	4.0%	0.6%	4.6%		4.56%
Oct 2019	1.2%	4.2%	3.4%	5.3%			4.4%	3.9%	0.5%	4.4%		4.41%
Sep 2019	1.1%	4.2%	3.4%	4.8%			4.3%	3.8%	0.5%	4.3%		4.31%
Aug 2019	0.2%	4.2%	3.0%	3.4%			3.8%	3.4%	0.4%	3.8%		3.77%
Jul 2019		3.8%	2.3%	3.6%			3.6%	3.3%	0.4%	3.6%		3.64%

Children's Health Ireland

Year/ month	CHI at Connolly	CHI at Crumlin	CHI at Tallaght	CHI at Temple Street	CHI Corporate	CHI Programme	Acute Services absence rate	Certified absence	Self-certified absence	Non Covid-19 absence	Covid-19 absence	Total absence rate
Jun 2019		4.2%	3.3%	3.3%			3.8%	3.3%	0.5%	3.8%		3.76%
May 2019		3.6%	2.9%	4.1%			3.7%	3.3%	0.4%	3.7%		3.71%
Apr 2019		3.8%	5.4%	3.7%			3.9%	3.5%	0.4%	3.9%		3.87%
Mar 2019		4.9%	3.8%	3.6%			4.4%	3.9%	0.5%	4.4%		4.36%
Feb 2019		5.5%	5.8%	3.7%			4.8%	3.9%	0.8%	4.8%		4.75%
Jan 2019		4.9%	2.7%	3.5%			4.2%	3.7%	0.5%	4.2%		4.25%



Children's Health Ireland

Year/ month	Section 38 Hospitals	Acute Services absence rate	Certified absence	Self-certified absence	Non Covid-19 absence	Covid-19 absence	Total absence rate
2022	7.9%	7.9%	4.0%	0.6%	4.6%	3.2%	7.9%
May 2022	5.8%	5.8%	3.9%	0.7%	4.5%	1.2%	5.8%
Apr 2022	6.9%	6.9%	4.3%	0.6%	4.9%	2.0%	6.9%
Mar 2022	9.0%	9.0%	4.2%	0.6%	4.9%	4.1%	9.0%
Feb 2022	8.1%	8.1%	3.9%	0.6%	4.4%	3.6%	8.1%
Jan 2022	9.7%	9.7%	3.9%	0.5%	4.4%	5.3%	9.7%
2021	5.7%	5.7%	3.7%	0.5%	4.2%	1.5%	5.7%
Dec 2021	7.9%	7.9%	4.0%	0.7%	4.7%	3.1%	7.9%
Nov 2021	8.1%	8.1%	4.7%	0.9%	5.6%	2.5%	8.1%
Oct 2021	6.9%	6.9%	4.4%	0.9%	5.3%	1.6%	6.9%
Sep 2021	5.6%	5.6%	4.0%	0.6%	4.6%	1.0%	5.6%
Aug 2021	5.8%	5.8%	4.3%	0.5%	4.8%	1.0%	5.8%
Jul 2021	5.1%	5.1%	4.1%	0.5%	4.6%	0.5%	5.1%
Jun 2021	4.6%	4.6%	3.8%	0.4%	4.2%	0.4%	4.6%
May 2021	4.2%	4.2%	3.2%	0.3%	3.5%	0.7%	4.2%
Apr 2021	4.3%	4.3%	3.0%	0.4%	3.4%	0.9%	4.3%
Mar 2021	4.1%	4.1%	2.7%	0.3%	3.0%	1.1%	4.1%
Feb 2021	4.5%	4.5%	2.7%	0.4%	3.1%	1.4%	4.5%
Jan 2021	7.6%	7.6%	3.1%	0.4%	3.4%	4.1%	7.6%
2020	5.7%	5.7%	3.6%	0.4%	3.9%	1.7%	5.7%
Dec 2020	5.7%	5.7%	3.8%	0.4%	4.2%	1.6%	5.7%
Nov 2020	4.9%	4.9%	3.2%	0.4%	3.6%	1.3%	4.9%
Oct 2020	5.7%	5.7%	3.6%	0.4%	4.0%	1.7%	5.7%
Sep 2020	5.7%	5.7%	3.8%	0.4%	4.2%	1.5%	5.7%
Aug 2020	4.7%	4.7%	3.6%	0.4%	4.0%	0.7%	4.7%
Jul 2020	4.6%	4.6%	3.5%	0.3%	3.8%	0.8%	4.6%
Jun 2020	4.3%	4.3%	3.0%	0.3%	3.3%	0.9%	4.3%
May 2020	5.2%	5.2%	3.1%	0.2%	3.3%	1.9%	5.2%
Apr 2020	8.9%	8.9%	3.3%	0.2%	3.5%	5.5%	8.9%
Mar 2020	8.7%	8.7%	3.6%	0.3%	3.9%	4.8%	8.7%
Feb 2020	4.5%	4.5%	3.9%	0.6%	4.5%		4.5%
Jan 2020	4.7%	4.7%	4.1%	0.6%	4.7%		4.7%
2019	4.2%	4.2%	3.7%	0.5%	4.2%		4.2%
Dec 2019	5.3%	5.3%	4.5%	0.8%	5.3%		5.3%
Nov 2019	4.6%	4.6%	4.0%	0.6%	4.6%		4.6%
Oct 2019	4.4%	4.4%	3.9%	0.5%	4.4%		4.4%

Children's Health Ireland

Year/ month	Section 38 Hospitals	Acute Services absence rate	Certified absence	Self-certified absence	Non Covid-19 absence	Covid-19 absence	Total absence rate
Sep 2019	4.3%	4.3%	3.8%	0.5%	4.3%		4.3%
Aug 2019	3.8%	3.8%	3.4%	0.4%	3.8%		3.8%
Jul 2019	3.6%	3.6%	3.3%	0.4%	3.6%		3.6%
Jun 2019	3.8%	3.8%	3.3%	0.5%	3.8%		3.8%
May 2019	3.7%	3.7%	3.3%	0.4%	3.7%		3.7%
Apr 2019	3.9%	3.9%	3.5%	0.4%	3.9%		3.9%
Mar 2019	4.4%	4.4%	3.9%	0.5%	4.4%		4.4%
Feb 2019	4.8%	4.8%	3.9%	0.8%	4.8%		4.8%
Jan 2019	4.2%	4.2%	3.7%	0.5%	4.2%		4.2%
2018	4.1%	4.1%	3.7%	0.4%	4.1%		4.1%

