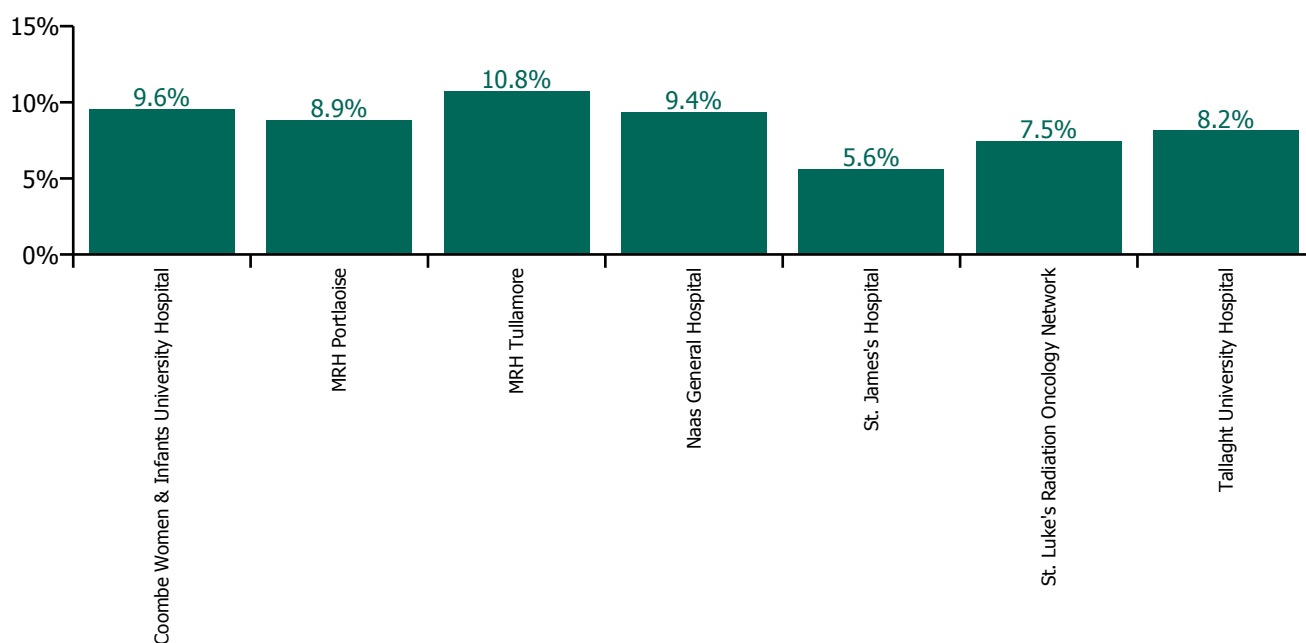


## November 2021

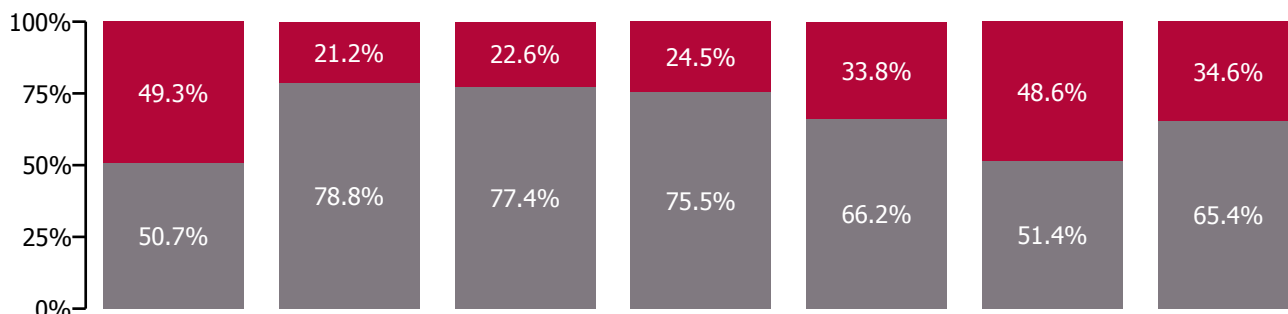
| Health Service Absence Rate - by Staff Category: Nov 2021 | Certified absence | Self-certified absence | Non Covid-19 absence | Covid-19 absence | Total absence rate | % Non Covid-19 absence | % Covid-19 absence |
|---|-------------------|------------------------|----------------------|------------------|--------------------|------------------------|--------------------|
| <b>Dublin Midlands Hospital Group</b>                     | <b>4.1%</b>       | <b>0.9%</b>            | <b>5.0%</b>          | <b>2.5%</b>      | <b>7.5%</b>        | <b>66.8%</b>           | <b>33.2%</b>       |
| Medical & Dental  | 0.8%              | 0.2%                   | 1.0%                 | 1.1%             | 2.0%               | 47.6%                  | 52.4%              |
| Nursing & Midwifery                                       | 4.3%              | 1.1%                   | 5.4%                 | 2.7%             | 8.1%               | 66.7%                  | 33.3%              |
| Health & Social Care Professionals                        | 2.9%              | 1.4%                   | 4.3%                 | 2.5%             | 6.8%               | 63.3%                  | 36.7%              |
| Management & Administrative                               | 5.2%              | 0.5%                   | 5.7%                 | 2.3%             | 8.0%               | 71.8%                  | 28.2%              |
| General Support   | 5.8%              | 0.9%                   | 6.7%                 | 4.0%             | 10.6%              | 62.6%                  | 37.4%              |
| Patient & Client Care                                     | 6.9%              | 1.0%                   | 7.8%                 | 2.9%             | 10.7%              | 72.8%                  | 27.2%              |

| Health Service Absence Rate - by Hospital: Nov 2021 | Certified absence | Self-certified absence | Non Covid-19 absence | Covid-19 absence | Total absence rate | % Non Covid-19 absence | % Covid-19 absence |
|---|-------------------|------------------------|----------------------|------------------|--------------------|------------------------|--------------------|
| <b>Dublin Midlands Hospital Group</b>               | <b>4.1%</b>       | <b>0.9%</b>            | <b>5.0%</b>          | <b>2.5%</b>      | <b>7.5%</b>        | <b>66.8%</b>           | <b>33.2%</b>       |
| Coombe Women & Infants University Hospital          | 3.9%              | 1.0%                   | 4.8%                 | 4.7%             | 9.6%               | 50.7%                  | 49.3%              |
| MRH Portlaoise                                      | 5.5%              | 1.5%                   | 7.0%                 | 1.9%             | 8.9%               | 78.8%                  | 21.2%              |
| MRH Tullamore                                       | 7.5%              | 0.8%                   | 8.3%                 | 2.4%             | 10.8%              | 77.4%                  | 22.6%              |
| Naas General Hospital                               | 6.5%              | 0.6%                   | 7.1%                 | 2.3%             | 9.4%               | 75.5%                  | 24.5%              |
| St. James's Hospital                                | 2.7%              | 1.0%                   | 3.7%                 | 1.9%             | 5.6%               | 66.2%                  | 33.8%              |
| St. Luke's Radiation Oncology Network               | 3.5%              | 0.3%                   | 3.8%                 | 3.6%             | 7.5%               | 51.4%                  | 48.6%              |
| Tallaght University Hospital                        | 4.6%              | 0.8%                   | 5.3%                 | 2.8%             | 8.2%               | 65.4%                  | 34.6%              |

Total absence rate

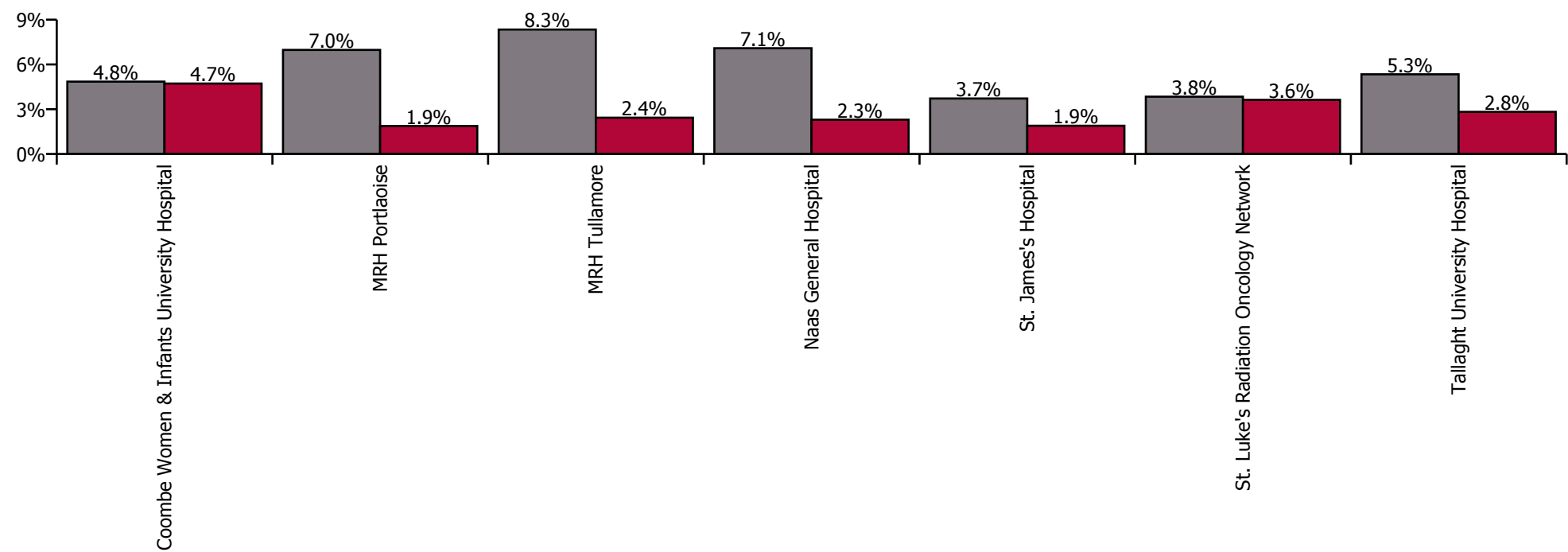


% of Absence Non Covid-19 / Covid-19



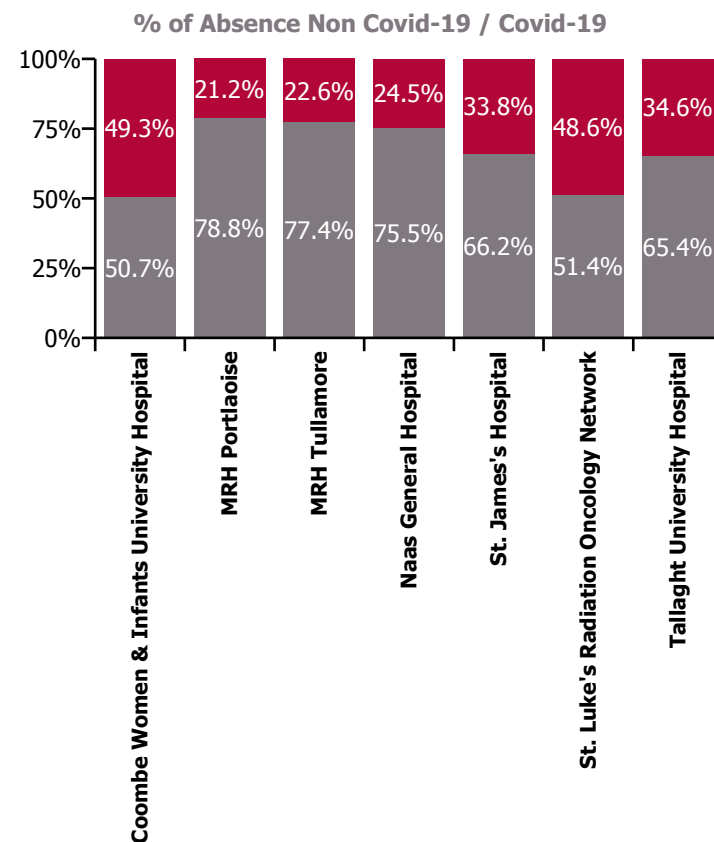
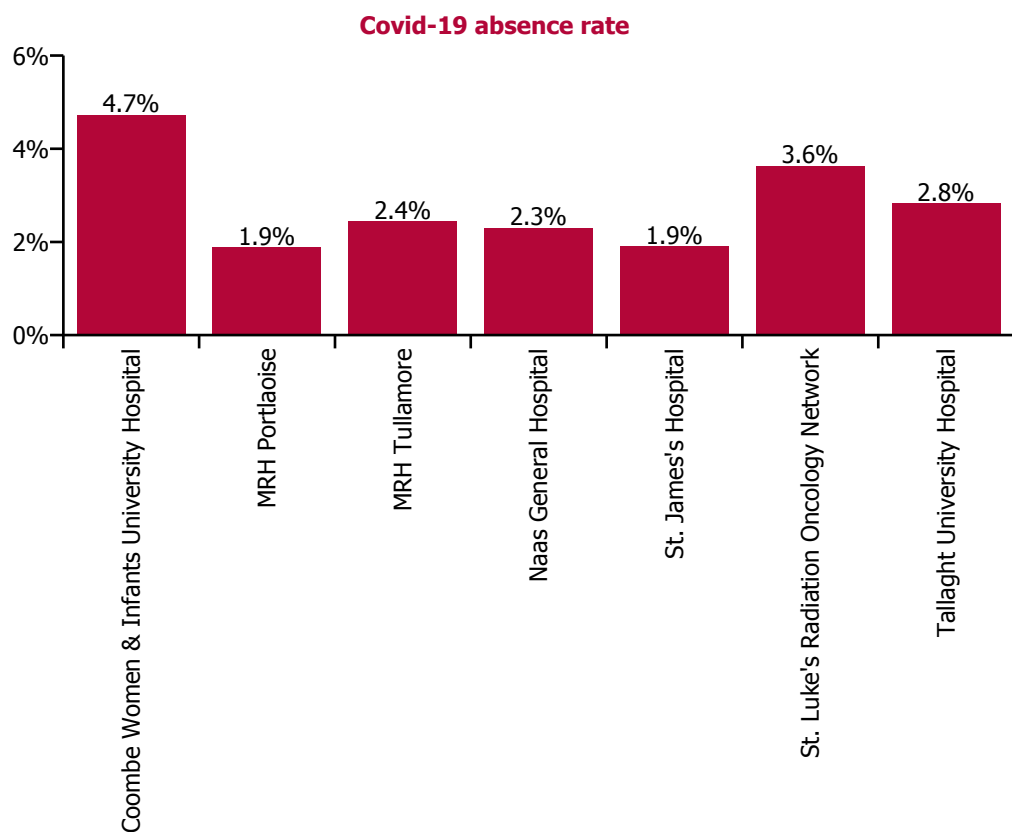
November 2021

| Health Service Absence Rate by Hospital: Nov 2021 | Medical & Dental | Nursing & Midwifery | Health & Social Care Professionals | Management & Administrative | General Support | Patient & Client Care | Certified absence | Self-certified absence | Non Covid-19 absence | Covid-19 absence | Total absence rate |
|---|------------------|---------------------|------------------------------------|-----------------------------|-----------------|-----------------------|-------------------|------------------------|----------------------|------------------|--------------------|
| Dublin Midlands Hospital Group                    | 2.0%             | 8.1%                | 6.8%                               | 8.0%                        | 10.6%           | 10.7%                 | 4.1%              | 0.9%                   | 5.0%                 | 2.5%             | 7.5%               |
| Coombe Women & Infants University Hospital        | 2.1%             | 11.3%               | 2.9%                               | 9.8%                        | 13.1%           | 9.6%                  | 3.9%              | 1.0%                   | 4.8%                 | 4.7%             | 9.6%               |
| MRH Portlaoise                                    | 1.2%             | 9.4%                | 7.5%                               | 7.1%                        | 17.1%           | 12.1%                 | 5.5%              | 1.5%                   | 7.0%                 | 1.9%             | 8.9%               |
| MRH Tullamore                                     | 1.1%             | 11.2%               | 13.1%                              | 10.5%                       | 13.5%           | 14.7%                 | 7.5%              | 0.8%                   | 8.3%                 | 2.4%             | 10.8%              |
| Naas General Hospital                             | 3.4%             | 10.6%               | 5.4%                               | 6.2%                        | 3.3%            | 17.6%                 | 6.5%              | 0.6%                   | 7.1%                 | 2.3%             | 9.4%               |
| St. James's Hospital                              | 1.4%             | 6.3%                | 5.0%                               | 6.4%                        | 9.0%            | 6.5%                  | 2.7%              | 1.0%                   | 3.7%                 | 1.9%             | 5.6%               |
| St. Luke's Radiation Oncology Network             | 0.8%             | 6.5%                | 6.3%                               | 11.6%                       | 11.0%           | 20.2%                 | 3.5%              | 0.3%                   | 3.8%                 | 3.6%             | 7.5%               |
| Tallaght University Hospital                      | 3.7%             | 8.1%                | 9.5%                               | 9.0%                        | 11.3%           | 9.0%                  | 4.6%              | 0.8%                   | 5.3%                 | 2.8%             | 8.2%               |



## November 2021

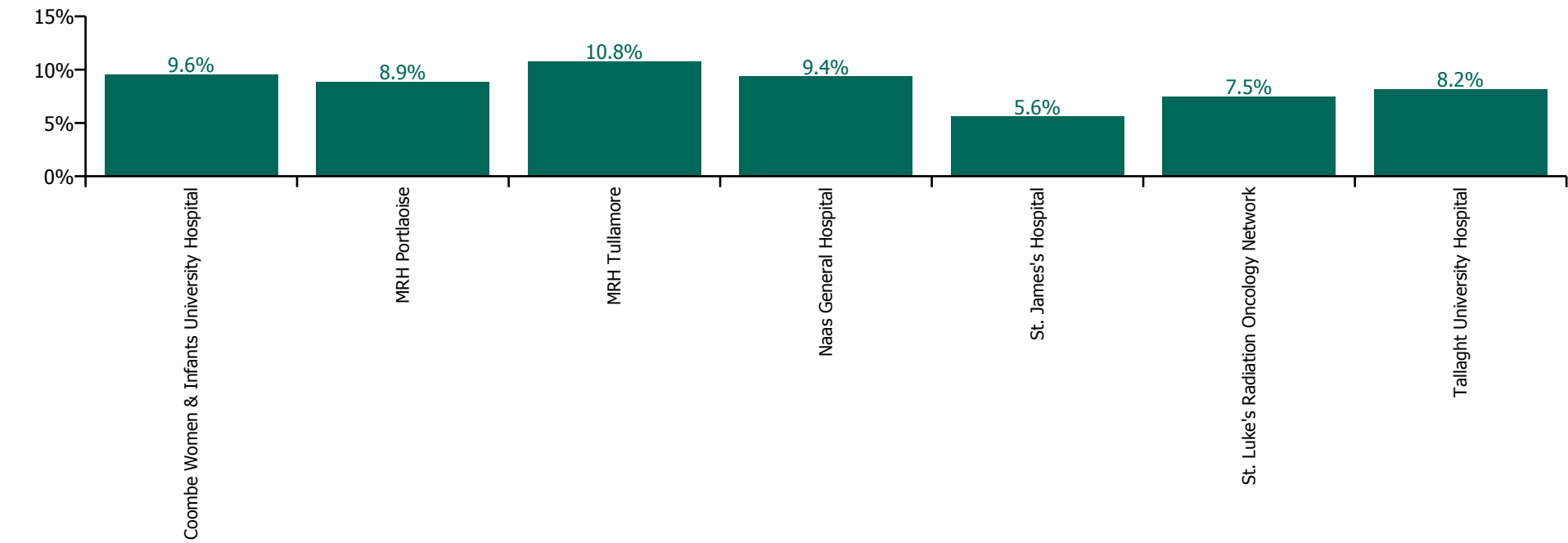
| Health Service Covid-19 Absence Rate - by Staff Category & Hospital: Nov 2021 | Medical & Dental | Nursing & Midwifery | Health & Social Care Professionals | Management & Administrative | General Support | Patient & Client Care | Covid-19 absence | Non Covid-19 absence | Total absence rate |
|---|------------------|---------------------|------------------------------------|-----------------------------|-----------------|-----------------------|------------------|----------------------|--------------------|
| <b>Dublin Midlands Hospital Group</b>   | <b>1.1%</b>      | <b>2.7%</b>         | <b>2.5%</b>                        | <b>8.0%</b>                 | <b>4.0%</b>     | <b>2.9%</b>           | <b>2.5%</b>      | <b>5.0%</b>          | <b>7.5%</b>        |
| Coombe Women & Infants University Hospital                                    | 1.6%             | 5.6%                | 2.2%                               | 9.8%                        | 7.0%            | 5.5%                  | 4.7%             | 4.8%                 | 9.6%               |
| MRH Portlaoise  | 0.7%             | 2.7%                | 1.4%                               | 7.1%                        | 3.6%            | 1.6%                  | 1.9%             | 7.0%                 | 8.9%               |
| MRH Tullamore   | 0.0%             | 2.7%                | 1.5%                               | 10.5%                       | 7.4%            | 3.4%                  | 2.4%             | 8.3%                 | 10.8%              |
| Naas General Hospital   | 1.3%             | 2.8%                | 1.4%                               | 6.2%                        | 0.6%            | 4.3%                  | 2.3%             | 7.1%                 | 9.4%               |
| St. James's Hospital  | 0.5%             | 2.0%                | 2.1%                               | 6.4%                        | 3.1%            | 1.9%                  | 1.9%             | 3.7%                 | 5.6%               |
| St. Luke's Radiation Oncology Network   | 0.7%             | 2.2%                | 3.9%                               | 11.6%                       | 3.2%            | 9.7%                  | 3.6%             | 3.8%                 | 7.5%               |
| Tallaght University Hospital  | 2.5%             | 2.8%                | 3.4%                               | 9.0%                        | 3.4%            | 3.5%                  | 2.8%             | 5.3%                 | 8.2%               |



November 2021

| Health Service Absence Rate - by Ho[pital & Staff Category: Nov 2021 | Medical & Dental | Nursing & Midwifery | Health & Social Care Professionals | Management & Administrative | General Support | Patient & Client Care | Certified absence | Self-certified absence | Non Covid-19 absence | Covid-19 absence | Total absence rate |
|--|------------------|---------------------|------------------------------------|-----------------------------|-----------------|-----------------------|-------------------|------------------------|----------------------|------------------|--------------------|
| Dublin Midlands Hospital Group                                       | 2.0%             | 8.1%                | 6.8%                               | 8.0%                        | 10.6%           | 10.7%                 | 4.1%              | 0.9%                   | 5.0%                 | 2.5%             | 7.5%               |
| Coombe Women & Infants University Hospital                           | 2.1%             | 11.3%               | 2.9%                               | 9.8%                        | 13.1%           | 9.6%                  | 3.9%              | 1.0%                   | 4.8%                 | 4.7%             | 9.6%               |
| MRH Portlaoise   | 1.2%             | 9.4%                | 7.5%                               | 7.1%                        | 17.1%           | 12.1%                 | 5.5%              | 1.5%                   | 7.0%                 | 1.9%             | 8.9%               |
| MRH Tullamore  | 1.1%             | 11.2%               | 13.1%                              | 10.5%                       | 13.5%           | 14.7%                 | 7.5%              | 0.8%                   | 8.3%                 | 2.4%             | 10.8%              |
| Naas General Hospital  | 3.4%             | 10.6%               | 5.4%                               | 6.2%                        | 3.3%            | 17.6%                 | 6.5%              | 0.6%                   | 7.1%                 | 2.3%             | 9.4%               |
| St. James's Hospital   | 1.4%             | 6.3%                | 5.0%                               | 6.4%                        | 9.0%            | 6.5%                  | 2.7%              | 1.0%                   | 3.7%                 | 1.9%             | 5.6%               |
| St. Luke's Radiation Oncology Network                                | 0.8%             | 6.5%                | 6.3%                               | 11.6%                       | 11.0%           | 20.2%                 | 3.5%              | 0.3%                   | 3.8%                 | 3.6%             | 7.5%               |
| Tallaght University Hospital   | 3.7%             | 8.1%                | 9.5%                               | 9.0%                        | 11.3%           | 9.0%                  | 4.6%              | 0.8%                   | 5.3%                 | 2.8%             | 8.2%               |

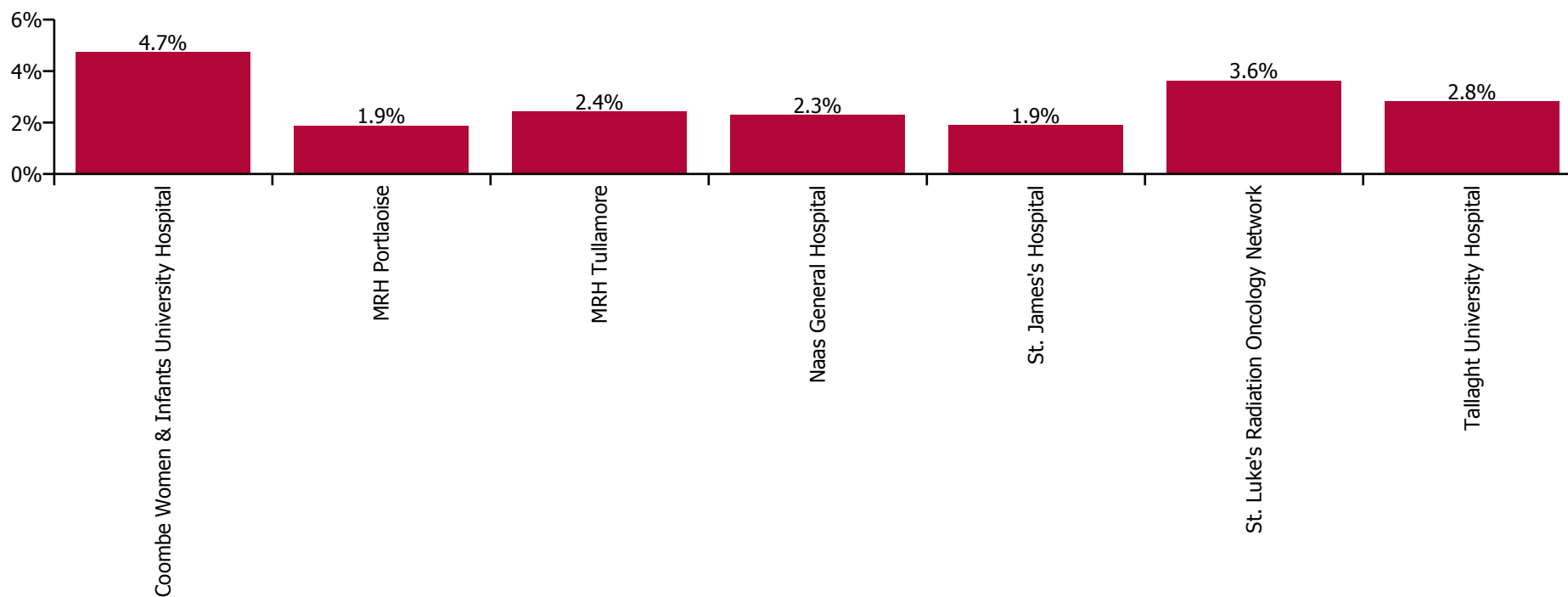
Total absence rate



## November 2021

| Health Service Covid-19 Absence Rate - by Staff Category & Hospital: Nov 2021 | Medical & Dental | Nursing & Midwifery | Health & Social Care Professionals | Management & Administrative | General Support | Patient & Client Care | Covid-19 absence | Non Covid-19 absence | Total absence rate |
|---|------------------|---------------------|------------------------------------|-----------------------------|-----------------|-----------------------|------------------|----------------------|--------------------|
| <b>Dublin Midlands Hospital Group</b>   | <b>1.1%</b>      | <b>2.7%</b>         | <b>2.5%</b>                        | <b>8.0%</b>                 | <b>4.0%</b>     | <b>2.9%</b>           | <b>2.5%</b>      | <b>5.0%</b>          | <b>7.5%</b>        |
| Coombe Women & Infants University Hospital                                    | 1.6%             | 5.6%                | 2.2%                               | 9.8%                        | 7.0%            | 5.5%                  | 4.7%             | 4.8%                 | 9.6%               |
| MRH Portlaoise  | 0.7%             | 2.7%                | 1.4%                               | 7.1%                        | 3.6%            | 1.6%                  | 1.9%             | 7.0%                 | 8.9%               |
| MRH Tullamore   | 0.0%             | 2.7%                | 1.5%                               | 10.5%                       | 7.4%            | 3.4%                  | 2.4%             | 8.3%                 | 10.8%              |
| Naas General Hospital   | 1.3%             | 2.8%                | 1.4%                               | 6.2%                        | 0.6%            | 4.3%                  | 2.3%             | 7.1%                 | 9.4%               |
| St. James's Hospital  | 0.5%             | 2.0%                | 2.1%                               | 6.4%                        | 3.1%            | 1.9%                  | 1.9%             | 3.7%                 | 5.6%               |
| St. Luke's Radiation Oncology Network   | 0.7%             | 2.2%                | 3.9%                               | 11.6%                       | 3.2%            | 9.7%                  | 3.6%             | 3.8%                 | 7.5%               |
| Tallaght University Hospital  | 2.5%             | 2.8%                | 3.4%                               | 9.0%                        | 3.4%            | 3.5%                  | 2.8%             | 5.3%                 | 8.2%               |

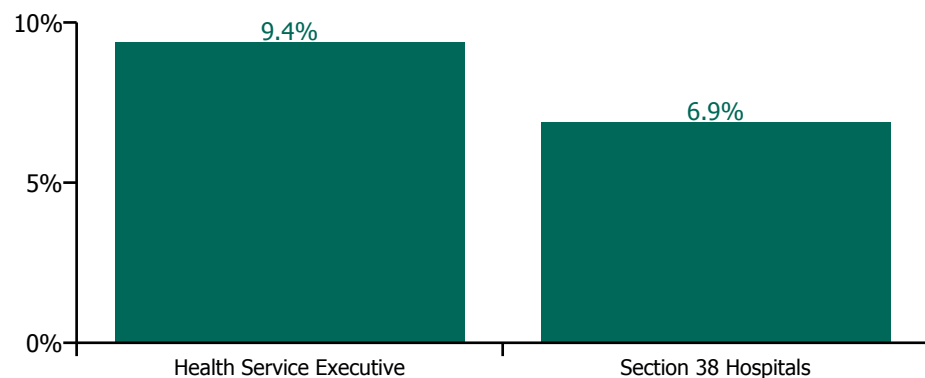
Covid-19 absence rate



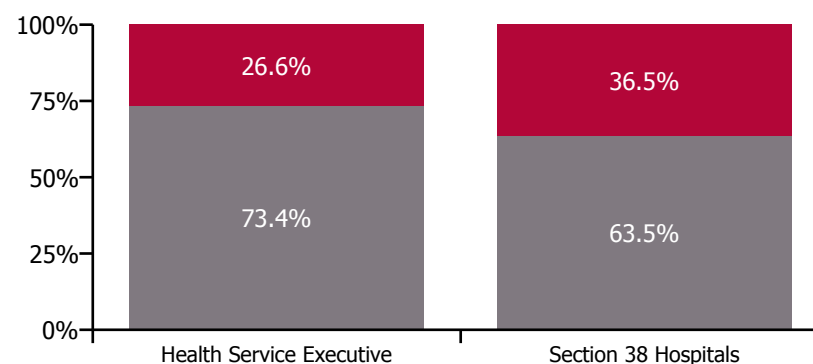
## November 2021

| Health Service Absence Rate - by Admin & Hospital: Nov 2021 | Medical & Dental | Nursing & Midwifery | Health & Social Care Professionals | Management & Administrative | General Support | Patient & Client Care | Certified absence | Self-certified absence | Non Covid-19 absence | Covid-19 absence | Total absence rate |
|---|------------------|---------------------|------------------------------------|-----------------------------|-----------------|-----------------------|-------------------|------------------------|----------------------|------------------|--------------------|
| <b>Dublin Midlands Hospital Group</b>                       | <b>2.0%</b>      | <b>8.1%</b>         | <b>6.8%</b>                        | <b>8.0%</b>                 | <b>10.6%</b>    | <b>10.7%</b>          | <b>4.1%</b>       | <b>0.9%</b>            | <b>5.0%</b>          | <b>2.5%</b>      | <b>7.5%</b>        |
| <b>Health Service Executive</b>                             | <b>1.6%</b>      | <b>10.1%</b>        | <b>8.1%</b>                        | <b>9.0%</b>                 | <b>11.1%</b>    | <b>14.9%</b>          | <b>6.1%</b>       | <b>0.8%</b>            | <b>6.9%</b>          | <b>2.5%</b>      | <b>9.4%</b>        |
| MRH Portlaoise  | 1.2%             | 9.4%                | 7.5%                               | 7.1%                        | 17.1%           | 12.1%                 | 5.5%              | 1.5%                   | 7.0%                 | 1.9%             | 8.9%               |
| MRH Tullamore   | 1.1%             | 11.2%               | 13.1%                              | 10.5%                       | 13.5%           | 14.7%                 | 7.5%              | 0.8%                   | 8.3%                 | 2.4%             | 10.8%              |
| Naas General Hospital                                       | 3.4%             | 10.6%               | 5.4%                               | 6.2%                        | 3.3%            | 17.6%                 | 6.5%              | 0.6%                   | 7.1%                 | 2.3%             | 9.4%               |
| St. Luke's Radiation Oncology Network                       | 0.8%             | 6.5%                | 6.3%                               | 11.6%                       | 11.0%           | 20.2%                 | 3.5%              | 0.3%                   | 3.8%                 | 3.6%             | 7.5%               |
| <b>Section 38 Hospitals</b>                                 | <b>2.2%</b>      | <b>7.5%</b>         | <b>6.3%</b>                        | <b>7.7%</b>                 | <b>10.5%</b>    | <b>7.4%</b>           | <b>3.4%</b>       | <b>0.9%</b>            | <b>4.4%</b>          | <b>2.5%</b>      | <b>6.9%</b>        |
| Coombe Women & Infants University Hospital                  | 2.1%             | 11.3%               | 2.9%                               | 9.8%                        | 13.1%           | 9.6%                  | 3.9%              | 1.0%                   | 4.8%                 | 4.7%             | 9.6%               |
| St. James's Hospital  | 1.4%             | 6.3%                | 5.0%                               | 6.4%                        | 9.0%            | 6.5%                  | 2.7%              | 1.0%                   | 3.7%                 | 1.9%             | 5.6%               |
| Tallaght University Hospital                                | 3.7%             | 8.1%                | 9.5%                               | 9.0%                        | 11.3%           | 9.0%                  | 4.6%              | 0.8%                   | 5.3%                 | 2.8%             | 8.2%               |

**Total absence rate**



**Non Covid-19 & Covid-19 Absence**



## November 2021

| Coombe Women & Infants University Hospital absence by Staff Category | Certified absence | Self-certified absence | Non Covid-19 absence | Covid-19 absence | Total absence rate | % Non Covid-19 absence | % Covid-19 absence |
|--|-------------------|------------------------|----------------------|------------------|--------------------|------------------------|--------------------|
| <b>Coombe Women &amp; Infants University Hospital</b>                | <b>3.9%</b>       | <b>1.0%</b>            | <b>4.8%</b>          | <b>4.7%</b>      | <b>9.6%</b>        | <b>50.7%</b>           | <b>49.3%</b>       |
| Medical & Dental   | 0.1%              | 0.4%                   | 0.5%                 | 1.6%             | 2.1%               | 24.9%                  | 75.1%              |
| Nursing & Midwifery  | 4.3%              | 1.4%                   | 5.7%                 | 5.6%             | 11.3%              | 50.4%                  | 49.6%              |
| Health & Social Care Professionals                                   | 0.5%              | 0.2%                   | 0.7%                 | 2.2%             | 2.9%               | 25.5%                  | 74.5%              |
| Management & Administrative  | 6.0%              | 0.7%                   | 6.7%                 | 3.1%             | 9.8%               | 68.0%                  | 32.0%              |
| General Support  | 5.0%              | 1.1%                   | 6.1%                 | 7.0%             | 13.1%              | 46.5%                  | 53.5%              |
| Patient & Client Care  | 3.2%              | 0.8%                   | 4.1%                 | 5.5%             | 9.6%               | 42.4%                  | 57.6%              |

## November 2021

| MRH Portlaoise absence by Staff Category | Certified absence | Self-certified absence | Non Covid-19 absence | Covid-19 absence | Total absence rate | % Non Covid-19 absence | % Covid-19 absence |
|--|-------------------|------------------------|----------------------|------------------|--------------------|------------------------|--------------------|
| <b>MRH Portlaoise</b>                    | <b>5.5%</b>       | <b>1.5%</b>            | <b>7.0%</b>          | <b>1.9%</b>      | <b>8.9%</b>        | <b>78.8%</b>           | <b>21.2%</b>       |
| Medical & Dental                         | 0.0%              | 0.4%                   | 0.4%                 | 0.7%             | 1.2%               | 37.1%                  | 62.9%              |
| Nursing & Midwifery                      | 4.8%              | 2.0%                   | 6.8%                 | 2.7%             | 9.4%               | 71.8%                  | 28.2%              |
| Health & Social Care Professionals       | 4.3%              | 1.7%                   | 6.0%                 | 1.4%             | 7.5%               | 80.9%                  | 19.1%              |
| Management & Administrative              | 4.9%              | 1.3%                   | 6.2%                 | 0.8%             | 7.1%               | 88.4%                  | 11.6%              |
| General Support                          | 11.9%             | 1.6%                   | 13.5%                | 3.6%             | 17.1%              | 79.0%                  | 21.0%              |
| Patient & Client Care                    | 9.3%              | 1.2%                   | 10.5%                | 1.6%             | 12.1%              | 86.7%                  | 13.3%              |

## November 2021

| MRH Tullamore absence by Staff Category | Certified absence | Self-certified absence | Non Covid-19 absence | Covid-19 absence | Total absence rate | % Non Covid-19 absence | % Covid-19 absence |
|---|-------------------|------------------------|----------------------|------------------|--------------------|------------------------|--------------------|
| <b>MRH Tullamore</b>                    | <b>7.5%</b>       | <b>0.8%</b>            | <b>8.3%</b>          | <b>2.4%</b>      | <b>10.8%</b>       | <b>77.4%</b>           | <b>22.6%</b>       |
| Medical & Dental                        | 0.7%              | 0.4%                   | 1.1%                 | 0.0%             | 1.1%               | 100.0%                 | 0.0%               |
| Nursing & Midwifery                     | 7.3%              | 1.2%                   | 8.5%                 | 2.7%             | 11.2%              | 76.0%                  | 24.0%              |
| Health & Social Care Professionals      | 11.0%             | 0.7%                   | 11.6%                | 1.5%             | 13.1%              | 88.7%                  | 11.3%              |
| Management & Administrative             | 8.0%              | 0.8%                   | 8.8%                 | 1.7%             | 10.5%              | 84.0%                  | 16.0%              |
| General Support                         | 5.3%              | 0.7%                   | 6.0%                 | 7.4%             | 13.5%              | 44.6%                  | 55.4%              |
| Patient & Client Care                   | 10.5%             | 0.7%                   | 11.3%                | 3.4%             | 14.7%              | 76.8%                  | 23.2%              |

## November 2021

| Naas General Hospital absence by Staff Category | Certified absence | Self-certified absence | Non Covid-19 absence | Covid-19 absence | Total absence rate | % Non Covid-19 absence | % Covid-19 absence |
|---|-------------------|------------------------|----------------------|------------------|--------------------|------------------------|--------------------|
| <b>Naas General Hospital</b>                    | <b>6.5%</b>       | <b>0.6%</b>            | <b>7.1%</b>          | <b>2.3%</b>      | <b>9.4%</b>        | <b>75.5%</b>           | <b>24.5%</b>       |
| Medical & Dental                                | 2.0%              | 0.1%                   | 2.1%                 | 1.3%             | 3.4%               | 62.2%                  | 37.8%              |
| Nursing & Midwifery                             | 7.0%              | 0.9%                   | 7.8%                 | 2.8%             | 10.6%              | 73.9%                  | 26.1%              |
| Health & Social Care Professionals              | 3.3%              | 0.8%                   | 4.0%                 | 1.4%             | 5.4%               | 74.7%                  | 25.3%              |
| Management & Administrative                     | 5.6%              | 0.1%                   | 5.7%                 | 0.5%             | 6.2%               | 92.4%                  | 7.6%               |
| General Support                                 | 2.5%              | 0.2%                   | 2.7%                 | 0.6%             | 3.3%               | 82.6%                  | 17.4%              |
| Patient & Client Care                           | 12.6%             | 0.7%                   | 13.2%                | 4.3%             | 17.6%              | 75.3%                  | 24.7%              |

## November 2021

| St. James's Hospital absence by Staff Category | Certified absence | Self-certified absence | Non Covid-19 absence | Covid-19 absence | Total absence rate | % Non Covid-19 absence | % Covid-19 absence |
|--|-------------------|------------------------|----------------------|------------------|--------------------|------------------------|--------------------|
| <b>St. James's Hospital</b>                    | <b>2.7%</b>       | <b>1.0%</b>            | <b>3.7%</b>          | <b>1.9%</b>      | <b>5.6%</b>        | <b>66.2%</b>           | <b>33.8%</b>       |
| Medical & Dental                               | 0.8%              | 0.1%                   | 0.9%                 | 0.5%             | 1.4%               | 61.8%                  | 38.2%              |
| Nursing & Midwifery                            | 3.1%              | 1.2%                   | 4.3%                 | 2.0%             | 6.3%               | 67.9%                  | 32.1%              |
| Health & Social Care Professionals             | 0.6%              | 2.3%                   | 2.9%                 | 2.1%             | 5.0%               | 57.8%                  | 42.2%              |
| Management & Administrative                    | 3.9%              | 0.4%                   | 4.3%                 | 2.1%             | 6.4%               | 67.2%                  | 32.8%              |
| General Support                                | 5.2%              | 0.7%                   | 5.9%                 | 3.1%             | 9.0%               | 66.0%                  | 34.0%              |
| Patient & Client Care                          | 3.5%              | 1.1%                   | 4.7%                 | 1.9%             | 6.5%               | 71.1%                  | 28.9%              |

## November 2021

| St. Luke's Radiation Oncology Network absence by Staff Category | Certified absence | Self-certified absence | Non Covid-19 absence | Covid-19 absence | Total absence rate | % Non Covid-19 absence | % Covid-19 absence |
|---|-------------------|------------------------|----------------------|------------------|--------------------|------------------------|--------------------|
| <b>St. Luke's Radiation Oncology Network</b>                    | <b>3.5%</b>       | <b>0.3%</b>            | <b>3.8%</b>          | <b>3.6%</b>      | <b>7.5%</b>        | <b>51.4%</b>           | <b>48.6%</b>       |
| Medical & Dental  | 0.0%              | 0.1%                   | 0.1%                 | 0.7%             | 0.8%               | 8.1%                   | 91.9%              |
| Nursing & Midwifery   | 3.8%              | 0.5%                   | 4.3%                 | 2.2%             | 6.5%               | 66.5%                  | 33.5%              |
| Health & Social Care Professionals                              | 2.1%              | 0.3%                   | 2.4%                 | 3.9%             | 6.3%               | 37.4%                  | 62.6%              |
| Management & Administrative                                     | 5.4%              | 0.4%                   | 5.8%                 | 5.8%             | 11.6%              | 50.0%                  | 50.0%              |
| General Support   | 7.6%              | 0.2%                   | 7.8%                 | 3.2%             | 11.0%              | 71.1%                  | 28.9%              |
| Patient & Client Care   | 9.7%              | 0.7%                   | 10.4%                | 9.7%             | 20.2%              | 51.8%                  | 48.2%              |

## November 2021

| Tallaght University Hospital absence by Staff Category | Certified absence | Self-certified absence | Non Covid-19 absence | Covid-19 absence | Total absence rate | % Non Covid-19 absence | % Covid-19 absence |
|--|-------------------|------------------------|----------------------|------------------|--------------------|------------------------|--------------------|
| <b>Tallaght University Hospital</b>                    | <b>4.6%</b>       | <b>0.8%</b>            | <b>5.3%</b>          | <b>2.8%</b>      | <b>8.2%</b>        | <b>65.4%</b>           | <b>34.6%</b>       |
| Medical & Dental                                       | 1.0%              | 0.3%                   | 1.2%                 | 2.5%             | 3.7%               | 33.7%                  | 66.3%              |
| Nursing & Midwifery                                    | 4.4%              | 0.9%                   | 5.3%                 | 2.8%             | 8.1%               | 65.3%                  | 34.7%              |
| Health & Social Care Professionals                     | 5.3%              | 0.9%                   | 6.2%                 | 3.4%             | 9.5%               | 64.7%                  | 35.3%              |
| Management & Administrative                            | 6.2%              | 0.6%                   | 6.8%                 | 2.2%             | 9.0%               | 75.5%                  | 24.5%              |
| General Support  | 6.5%              | 1.3%                   | 7.9%                 | 3.4%             | 11.3%              | 70.1%                  | 29.9%              |
| Patient & Client Care                                  | 4.7%              | 0.9%                   | 5.5%                 | 3.5%             | 9.0%               | 61.5%                  | 38.5%              |



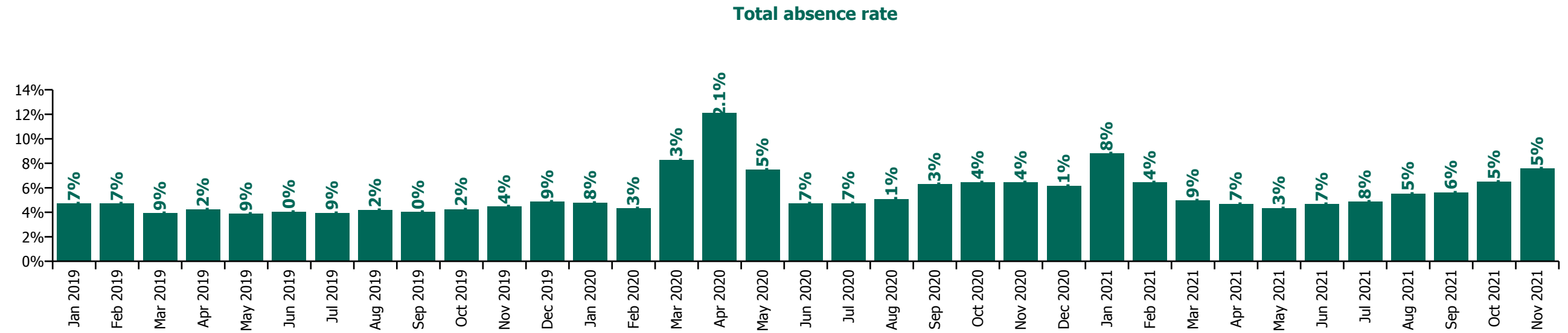
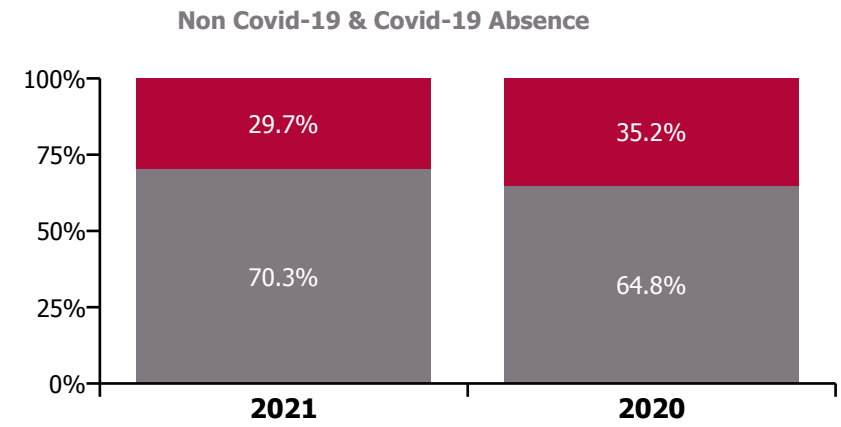
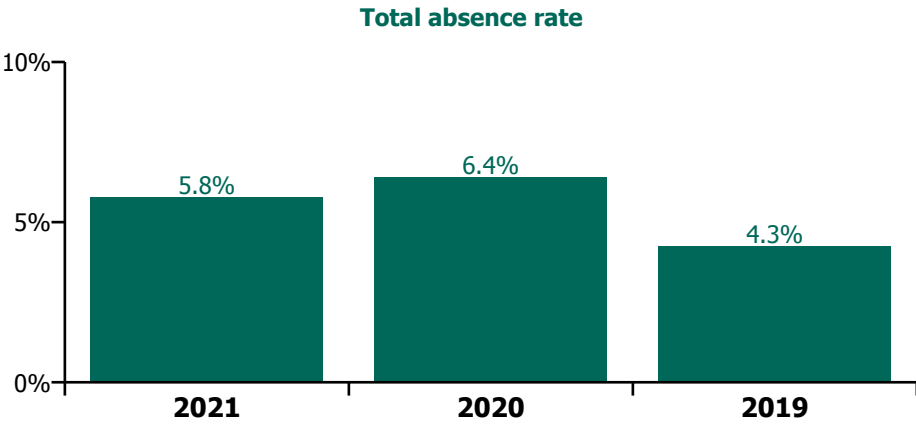
## Dublin Midlands Hospital Group

| Year/ month | Medical & Dental | Nursing & Midwifery | Health & Social Care Professionals | Management & Administrative | General Support | Patient & Client Care | Certified absence | Self-certified absence | Non Covid-19 absence | Covid-19 absence | Total absence rate |
|-------------|------------------|---------------------|------------------------------------|-----------------------------|-----------------|-----------------------|-------------------|------------------------|----------------------|------------------|--------------------|
| <b>2021</b> | <b>1.3%</b>      | <b>6.7%</b>         | <b>4.5%</b>                        | <b>5.4%</b>                 | <b>7.6%</b>     | <b>9.2%</b>           | <b>3.5%</b>       | <b>0.6%</b>            | <b>4.1%</b>          | <b>1.7%</b>      | <b>5.8%</b>        |
| Nov 2021    | 2.0%             | 8.1%                | 6.8%                               | 8.0%                        | 10.6%           | 10.7%                 | 4.1%              | 0.9%                   | 5.0%                 | 2.5%             | 7.5%               |
| Oct 2021    | 1.7%             | 7.1%                | 5.8%                               | 6.6%                        | 7.6%            | 9.8%                  | 4.0%              | 0.7%                   | 4.7%                 | 1.8%             | 6.5%               |
| Sep 2021    | 1.6%             | 6.5%                | 4.3%                               | 5.1%                        | 6.8%            | 9.4%                  | 3.7%              | 0.6%                   | 4.3%                 | 1.3%             | 5.6%               |
| Aug 2021    | 1.2%             | 6.4%                | 4.2%                               | 5.5%                        | 6.3%            | 9.0%                  | 3.7%              | 0.5%                   | 4.2%                 | 1.3%             | 5.5%               |
| Jul 2021    | 0.8%             | 5.9%                | 3.9%                               | 4.3%                        | 5.4%            | 7.8%                  | 3.4%              | 0.5%                   | 3.9%                 | 0.9%             | 4.8%               |
| Jun 2021    | 0.7%             | 5.7%                | 3.6%                               | 3.7%                        | 5.3%            | 8.0%                  | 3.5%              | 0.5%                   | 3.9%                 | 0.7%             | 4.7%               |
| May 2021    | 0.5%             | 5.1%                | 3.3%                               | 4.4%                        | 5.2%            | 6.9%                  | 3.0%              | 0.5%                   | 3.5%                 | 0.8%             | 4.3%               |
| Apr 2021    | 0.8%             | 5.6%                | 3.3%                               | 3.9%                        | 6.1%            | 8.1%                  | 3.2%              | 0.4%                   | 3.6%                 | 1.0%             | 4.7%               |
| Mar 2021    | 0.7%             | 5.6%                | 3.7%                               | 4.2%                        | 8.1%            | 8.2%                  | 3.3%              | 0.4%                   | 3.7%                 | 1.3%             | 4.9%               |
| Feb 2021    | 1.6%             | 7.1%                | 4.5%                               | 6.0%                        | 10.0%           | 10.8%                 | 3.4%              | 0.5%                   | 3.9%                 | 2.5%             | 6.4%               |
| Jan 2021    | 3.0%             | 10.1%               | 6.5%                               | 7.8%                        | 12.2%           | 12.6%                 | 3.5%              | 0.6%                   | 4.1%                 | 4.7%             | 8.8%               |
| <b>2020</b> | <b>2.2%</b>      | <b>7.5%</b>         | <b>4.6%</b>                        | <b>5.8%</b>                 | <b>8.3%</b>     | <b>10.0%</b>          | <b>3.7%</b>       | <b>0.5%</b>            | <b>4.2%</b>          | <b>2.3%</b>      | <b>6.4%</b>        |
| Dec 2020    | 1.8%             | 7.1%                | 4.6%                               | 5.5%                        | 8.2%            | 9.5%                  | 3.5%              | 0.6%                   | 4.1%                 | 2.0%             | 6.1%               |
| Nov 2020    | 1.9%             | 7.6%                | 4.6%                               | 5.5%                        | 7.8%            | 11.1%                 | 3.6%              | 0.5%                   | 4.0%                 | 2.4%             | 6.4%               |
| Oct 2020    | 2.0%             | 7.1%                | 5.1%                               | 6.0%                        | 9.5%            | 9.8%                  | 3.8%              | 0.5%                   | 4.3%                 | 2.2%             | 6.4%               |
| Sep 2020    | 1.3%             | 7.3%                | 5.3%                               | 6.0%                        | 9.1%            | 9.1%                  | 3.9%              | 0.5%                   | 4.4%                 | 1.9%             | 6.3%               |
| Aug 2020    | 1.3%             | 5.3%                | 4.1%                               | 5.5%                        | 7.4%            | 8.0%                  | 3.6%              | 0.5%                   | 4.1%                 | 0.9%             | 5.1%               |
| Jul 2020    | 0.9%             | 5.3%                | 3.5%                               | 4.5%                        | 6.9%            | 8.0%                  | 3.4%              | 0.5%                   | 3.9%                 | 0.8%             | 4.7%               |
| Jun 2020    | 1.1%             | 5.6%                | 2.8%                               | 4.3%                        | 6.7%            | 8.1%                  | 3.1%              | 0.4%                   | 3.5%                 | 1.1%             | 4.7%               |
| May 2020    | 2.3%             | 9.5%                | 4.3%                               | 5.4%                        | 8.9%            | 12.0%                 | 3.5%              | 0.3%                   | 3.8%                 | 3.7%             | 7.5%               |
| Apr 2020    | 6.4%             | 15.6%               | 6.8%                               | 9.2%                        | 11.8%           | 18.2%                 | 4.1%              | 0.3%                   | 4.4%                 | 7.7%             | 12.1%              |
| Mar 2020    | 4.7%             | 9.6%                | 6.5%                               | 7.3%                        | 9.3%            | 11.0%                 | 3.7%              | 0.5%                   | 4.2%                 | 4.0%             | 8.3%               |
| Feb 2020    | 1.2%             | 4.3%                | 3.6%                               | 4.8%                        | 6.7%            | 6.5%                  | 3.7%              | 0.6%                   | 4.3%                 |                  | 4.3%               |
| Jan 2020    | 1.1%             | 4.7%                | 3.9%                               | 5.6%                        | 7.6%            | 7.4%                  | 4.1%              | 0.7%                   | 4.8%                 |                  | 4.8%               |
| <b>2019</b> | <b>1.0%</b>      | <b>4.5%</b>         | <b>3.4%</b>                        | <b>4.4%</b>                 | <b>6.5%</b>     | <b>6.6%</b>           | <b>3.6%</b>       | <b>0.6%</b>            | <b>4.3%</b>          |                  | <b>4.3%</b>        |
| Dec 2019    | 1.1%             | 4.9%                | 4.1%                               | 5.3%                        | 7.9%            | 7.1%                  | 4.1%              | 0.8%                   | 4.9%                 |                  | 4.9%               |
| Nov 2019    | 1.0%             | 4.7%                | 4.0%                               | 4.7%                        | 6.6%            | 6.4%                  | 3.9%              | 0.6%                   | 4.4%                 |                  | 4.4%               |
| Oct 2019    | 0.7%             | 4.3%                | 3.3%                               | 4.8%                        | 6.5%            | 7.1%                  | 3.7%              | 0.6%                   | 4.2%                 |                  | 4.2%               |
| Sep 2019    | 1.0%             | 4.3%                | 2.7%                               | 4.7%                        | 6.1%            | 6.1%                  | 3.5%              | 0.6%                   | 4.0%                 |                  | 4.0%               |
| Aug 2019    | 1.3%             | 4.5%                | 3.0%                               | 4.3%                        | 6.1%            | 6.3%                  | 3.7%              | 0.5%                   | 4.2%                 |                  | 4.2%               |

|             |             |             |             |             |             |             |             |             |             |  |             |
|-------------|-------------|-------------|-------------|-------------|-------------|-------------|-------------|-------------|-------------|--|-------------|
| Jul 2019    | 0.9%        | 4.3%        | 3.0%        | 4.1%        | 5.8%        | 5.9%        | 3.5%        | 0.5%        | 3.9%        |  | 3.9%        |
| Jun 2019    | 1.0%        | 4.0%        | 3.0%        | 4.2%        | 6.1%        | 7.2%        | 3.4%        | 0.7%        | 4.0%        |  | 4.0%        |
| May 2019    | 1.0%        | 4.0%        | 3.4%        | 3.9%        | 5.6%        | 6.2%        | 3.4%        | 0.5%        | 3.9%        |  | 3.9%        |
| Apr 2019    | 1.1%        | 4.4%        | 3.7%        | 3.9%        | 6.0%        | 7.1%        | 3.7%        | 0.5%        | 4.2%        |  | 4.2%        |
| Mar 2019    | 0.9%        | 4.0%        | 3.7%        | 3.7%        | 7.0%        | 5.3%        | 3.3%        | 0.6%        | 3.9%        |  | 3.9%        |
| Feb 2019    | 1.3%        | 5.5%        | 3.5%        | 4.7%        | 5.9%        | 7.0%        | 3.8%        | 0.9%        | 4.7%        |  | 4.7%        |
| Jan 2019    | 1.0%        | 5.1%        | 3.6%        | 4.5%        | 8.0%        | 7.1%        | 4.0%        | 0.7%        | 4.7%        |  | 4.7%        |
| <b>2018</b> | <b>0.8%</b> | <b>4.3%</b> | <b>3.2%</b> | <b>4.1%</b> | <b>6.6%</b> | <b>7.4%</b> | <b>3.7%</b> | <b>0.5%</b> | <b>4.2%</b> |  | <b>4.2%</b> |

Dublin Midlands Hospital Group

| Year/ month | Coombe Women & Infants University Hospital | MRH Portlaoise | MRH Tullamore | Naas General Hospital | St. James's Hospital | St. Luke's Radiation Oncology Network | Tallaght University Hospital | Acute Services absence rate | Certified absence | Self-certified absence | Non Covid-19 absence | Covid-19 absence | Total absence rate |
|-------------|--|----------------|---------------|-----------------------|----------------------|---------------------------------------|------------------------------|-----------------------------|-------------------|------------------------|----------------------|------------------|--------------------|
| <b>2021</b> | 6.3%                                       | 8.0%           | 8.7%          | 7.8%                  | 4.3%                 | 5.3%                                  | 6.2%                         | <b>5.8%</b>                 | <b>3.5%</b>       | <b>0.6%</b>            | <b>4.1%</b>          | <b>1.7%</b>      | <b>5.8%</b>        |
| Nov 2021    | 9.6%                                       | 8.9%           | 10.8%         | 9.4%                  | 5.6%                 | 7.5%                                  | 8.2%                         | 7.5%                        | 4.1%              | 0.9%                   | 5.0%                 | 2.5%             | 7.55%              |
| Oct 2021    | 6.6%                                       | 7.8%           | 10.0%         | 8.5%                  | 4.8%                 | 5.5%                                  | 7.6%                         | 6.5%                        | 4.0%              | 0.7%                   | 4.7%                 | 1.8%             | 6.48%              |
| Sep 2021    | 6.0%                                       | 6.6%           | 8.9%          | 6.9%                  | 4.2%                 | 4.9%                                  | 6.2%                         | 5.6%                        | 3.7%              | 0.6%                   | 4.3%                 | 1.3%             | 5.60%              |
| Aug 2021    | 5.9%                                       | 7.1%           | 8.1%          | 5.6%                  | 4.3%                 | 6.5%                                  | 6.1%                         | 5.5%                        | 3.7%              | 0.5%                   | 4.2%                 | 1.3%             | 5.51%              |
| Jul 2021    | 4.6%                                       | 6.6%           | 7.6%          | 6.6%                  | 3.8%                 | 3.0%                                  | 5.3%                         | 4.8%                        | 3.4%              | 0.5%                   | 3.9%                 | 0.9%             | 4.84%              |
| Jun 2021    | 5.5%                                       | 6.7%           | 7.7%          | 7.1%                  | 3.3%                 | 4.0%                                  | 4.6%                         | 4.7%                        | 3.5%              | 0.5%                   | 3.9%                 | 0.7%             | 4.65%              |
| May 2021    | 4.5%                                       | 7.1%           | 7.2%          | 6.5%                  | 2.9%                 | 4.6%                                  | 4.3%                         | 4.3%                        | 3.0%              | 0.5%                   | 3.5%                 | 0.8%             | 4.33%              |
| Apr 2021    | 5.8%                                       | 7.0%           | 7.8%          | 6.9%                  | 3.1%                 | 4.2%                                  | 4.9%                         | 4.7%                        | 3.2%              | 0.4%                   | 3.6%                 | 1.0%             | 4.68%              |
| Mar 2021    | 4.8%                                       | 6.2%           | 8.2%          | 7.5%                  | 3.4%                 | 4.5%                                  | 5.7%                         | 4.9%                        | 3.3%              | 0.4%                   | 3.7%                 | 1.3%             | 4.95%              |
| Feb 2021    | 6.3%                                       | 9.3%           | 8.8%          | 9.6%                  | 4.9%                 | 4.9%                                  | 6.9%                         | 6.4%                        | 3.4%              | 0.5%                   | 3.9%                 | 2.5%             | 6.43%              |
| Jan 2021    | 10.8%                                      | 14.6%          | 10.3%         | 10.8%                 | 7.1%                 | 8.4%                                  | 8.4%                         | 8.8%                        | 3.5%              | 0.6%                   | 4.1%                 | 4.7%             | 8.79%              |
| <b>2020</b> | 5.4%                                       | 7.4%           | 8.4%          | 9.9%                  | 5.5%                 | 6.1%                                  | 6.6%                         | <b>6.4%</b>                 | <b>3.7%</b>       | <b>0.5%</b>            | <b>4.2%</b>          | <b>2.3%</b>      | <b>6.4%</b>        |
| Dec 2020    | 5.8%                                       | 7.8%           | 9.1%          | 10.7%                 | 4.4%                 | 6.6%                                  | 6.6%                         | 6.1%                        | 3.5%              | 0.6%                   | 4.1%                 | 2.0%             | 6.12%              |
| Nov 2020    | 4.6%                                       | 6.8%           | 8.4%          | 15.2%                 | 4.9%                 | 6.6%                                  | 6.3%                         | 6.4%                        | 3.6%              | 0.5%                   | 4.0%                 | 2.4%             | 6.43%              |
| Oct 2020    | 5.5%                                       | 9.1%           | 9.8%          | 11.3%                 | 4.8%                 | 7.0%                                  | 6.2%                         | 6.4%                        | 3.8%              | 0.5%                   | 4.3%                 | 2.2%             | 6.44%              |
| Sep 2020    | 6.1%                                       | 6.4%           | 10.0%         | 8.4%                  | 4.9%                 | 6.7%                                  | 6.6%                         | 6.3%                        | 3.9%              | 0.5%                   | 4.4%                 | 1.9%             | 6.27%              |
| Aug 2020    | 5.1%                                       | 6.8%           | 6.2%          | 9.0%                  | 4.0%                 | 5.8%                                  | 5.0%                         | 5.1%                        | 3.6%              | 0.5%                   | 4.1%                 | 0.9%             | 5.08%              |
| Jul 2020    | 4.6%                                       | 6.2%           | 6.5%          | 7.1%                  | 3.8%                 | 4.0%                                  | 5.0%                         | 4.7%                        | 3.4%              | 0.5%                   | 3.9%                 | 0.8%             | 4.72%              |
| Jun 2020    | 4.4%                                       | 6.4%           | 6.7%          | 6.7%                  | 3.7%                 | 4.0%                                  | 4.9%                         | 4.7%                        | 3.1%              | 0.4%                   | 3.5%                 | 1.1%             | 4.70%              |
| May 2020    | 5.3%                                       | 7.1%           | 8.8%          | 10.1%                 | 7.3%                 | 4.8%                                  | 7.8%                         | 7.5%                        | 3.5%              | 0.3%                   | 3.8%                 | 3.7%             | 7.46%              |
| Apr 2020    | 8.0%                                       | 10.0%          | 14.0%         | 14.6%                 | 12.3%                | 10.7%                                 | 12.7%                        | 12.1%                       | 4.1%              | 0.3%                   | 4.4%                 | 7.7%             | 12.10%             |
| Mar 2020    | 6.8%                                       | 8.3%           | 9.7%          | 10.0%                 | 8.4%                 | 8.1%                                  | 7.6%                         | 8.3%                        | 3.7%              | 0.5%                   | 4.2%                 | 4.0%             | 8.27%              |
| Feb 2020    | 3.9%                                       | 6.0%           | 5.5%          | 5.9%                  | 3.3%                 | 4.1%                                  | 5.0%                         | 4.3%                        | 3.7%              | 0.6%                   | 4.3%                 |                  | 4.30%              |
| Jan 2020    | 4.3%                                       | 7.4%           | 6.0%          |                       | 3.8%                 | 5.1%                                  | 5.5%                         | 4.8%                        | 4.1%              | 0.7%                   | 4.8%                 |                  | 4.77%              |
| <b>2019</b> | 4.2%                                       | 6.0%           | 6.2%          | 4.7%                  | 3.3%                 | 4.3%                                  | 4.7%                         | <b>4.3%</b>                 | <b>3.6%</b>       | <b>0.6%</b>            | <b>4.3%</b>          |                  | <b>4.3%</b>        |
| Dec 2019    | 5.3%                                       | 7.5%           | 7.1%          | 4.6%                  | 3.6%                 | 5.5%                                  | 5.5%                         | 4.9%                        | 4.1%              | 0.8%                   | 4.9%                 |                  | 4.85%              |
| Nov 2019    | 4.1%                                       | 6.2%           | 6.4%          | 4.8%                  | 3.5%                 | 4.0%                                  | 5.0%                         | 4.4%                        | 3.9%              | 0.6%                   | 4.4%                 |                  | 4.45%              |
| Oct 2019    | 4.3%                                       | 5.3%           | 6.4%          | 5.7%                  | 3.3%                 | 3.5%                                  | 4.4%                         | 4.2%                        | 3.7%              | 0.6%                   | 4.2%                 |                  | 4.23%              |
| Sep 2019    | 4.0%                                       | 6.5%           | 5.8%          | 4.7%                  | 3.0%                 | 3.7%                                  | 4.3%                         | 4.0%                        | 3.5%              | 0.6%                   | 4.0%                 |                  | 4.03%              |
| Aug 2019    | 3.6%                                       | 7.0%           | 6.5%          | 4.5%                  | 3.4%                 | 4.1%                                  | 4.1%                         | 4.2%                        | 3.7%              | 0.5%                   | 4.2%                 |                  | 4.17%              |
| Jul 2019    | 4.0%                                       | 5.2%           | 5.7%          | 4.5%                  | 3.2%                 | 2.9%                                  | 4.3%                         | 3.9%                        | 3.5%              | 0.5%                   | 3.9%                 |                  | 3.93%              |
| Jun 2019    | 4.1%                                       | 5.9%           | 6.5%          | 4.5%                  | 3.0%                 | 3.8%                                  | 4.4%                         | 4.0%                        | 3.4%              | 0.7%                   | 4.0%                 |                  | 4.03%              |
| May 2019    | 4.1%                                       | 5.5%           | 6.0%          | 4.3%                  | 2.8%                 | 4.4%                                  | 4.2%                         | 3.9%                        | 3.4%              | 0.5%                   | 3.9%                 |                  | 3.86%              |
| Apr 2019    | 4.7%                                       | 6.3%           | 5.7%          | 5.0%                  | 3.0%                 | 5.0%                                  | 4.7%                         | 4.2%                        | 3.7%              | 0.5%                   | 4.2%                 |                  | 4.21%              |
| Mar 2019    | 3.8%                                       | 4.6%           | 5.6%          | 3.9%                  | 2.9%                 | 4.9%                                  | 4.7%                         | 3.9%                        | 3.3%              | 0.6%                   | 3.9%                 |                  | 3.90%              |
| Feb 2019    | 4.0%                                       | 5.8%           | 6.5%          | 4.9%                  | 3.6%                 | 4.4%                                  | 5.9%                         | 4.7%                        | 3.8%              | 0.9%                   | 4.7%                 |                  | 4.70%              |
| Jan 2019    | 3.7%                                       | 5.8%           | 6.3%          | 4.8%                  | 3.9%                 | 6.0%                                  | 5.4%                         | 4.7%                        | 4.0%              | 0.7%                   | 4.7%                 |                  | 4.71%              |



Dublin Midlands Hospital Group

| Year/ month | Health<br>Service<br>Executive | Section 38<br>Hospitals | Acute<br>Services<br>absence rate | Certified<br>absence | Self-<br>certified<br>absence | Non<br>Covid-19<br>absence | Covid-19<br>absence | Total<br>absence<br>rate |
|-------------|--------------------------------|-------------------------|-----------------------------------|----------------------|-------------------------------|----------------------------|---------------------|--------------------------|
| <b>2021</b> | <b>7.7%</b>                    | <b>5.1%</b>             | <b>5.8%</b>                       | <b>3.5%</b>          | <b>0.6%</b>                   | <b>4.1%</b>                | <b>1.7%</b>         | <b>5.8%</b>              |
| Nov 2021    | 9.4%                           | 6.9%                    | 7.5%                              | 4.1%                 | 0.9%                          | 5.0%                       | 2.5%                | 7.5%                     |
| Oct 2021    | 8.2%                           | 5.8%                    | 6.5%                              | 4.0%                 | 0.7%                          | 4.7%                       | 1.8%                | 6.5%                     |
| Sep 2021    | 7.1%                           | 5.0%                    | 5.6%                              | 3.7%                 | 0.6%                          | 4.3%                       | 1.3%                | 5.6%                     |
| Aug 2021    | 7.0%                           | 5.0%                    | 5.5%                              | 3.7%                 | 0.5%                          | 4.2%                       | 1.3%                | 5.5%                     |
| Jul 2021    | 6.2%                           | 4.4%                    | 4.8%                              | 3.4%                 | 0.5%                          | 3.9%                       | 0.9%                | 4.8%                     |
| Jun 2021    | 6.7%                           | 3.9%                    | 4.7%                              | 3.5%                 | 0.5%                          | 3.9%                       | 0.7%                | 4.7%                     |
| May 2021    | 6.5%                           | 3.5%                    | 4.3%                              | 3.0%                 | 0.5%                          | 3.5%                       | 0.8%                | 4.3%                     |
| Apr 2021    | 6.7%                           | 3.9%                    | 4.7%                              | 3.2%                 | 0.4%                          | 3.6%                       | 1.0%                | 4.7%                     |
| Mar 2021    | 6.9%                           | 4.3%                    | 4.9%                              | 3.3%                 | 0.4%                          | 3.7%                       | 1.3%                | 4.9%                     |
| Feb 2021    | 8.3%                           | 5.7%                    | 6.4%                              | 3.4%                 | 0.5%                          | 3.9%                       | 2.5%                | 6.4%                     |
| Jan 2021    | 11.1%                          | 7.9%                    | 8.8%                              | 3.5%                 | 0.6%                          | 4.1%                       | 4.7%                | 8.8%                     |
| <b>2020</b> | <b>8.1%</b>                    | <b>5.8%</b>             | <b>6.4%</b>                       | <b>3.7%</b>          | <b>0.5%</b>                   | <b>4.2%</b>                | <b>2.3%</b>         | <b>6.4%</b>              |
| Dec 2020    | 8.7%                           | 5.2%                    | 6.1%                              | 3.5%                 | 0.6%                          | 4.1%                       | 2.0%                | 6.1%                     |
| Nov 2020    | 9.4%                           | 5.3%                    | 6.4%                              | 3.6%                 | 0.5%                          | 4.0%                       | 2.4%                | 6.4%                     |
| Oct 2020    | 9.5%                           | 5.3%                    | 6.4%                              | 3.8%                 | 0.5%                          | 4.3%                       | 2.2%                | 6.4%                     |
| Sep 2020    | 8.2%                           | 5.5%                    | 6.3%                              | 3.9%                 | 0.5%                          | 4.4%                       | 1.9%                | 6.3%                     |
| Aug 2020    | 6.9%                           | 4.4%                    | 5.1%                              | 3.6%                 | 0.5%                          | 4.1%                       | 0.9%                | 5.1%                     |
| Jul 2020    | 6.1%                           | 4.2%                    | 4.7%                              | 3.4%                 | 0.5%                          | 3.9%                       | 0.8%                | 4.7%                     |
| Jun 2020    | 6.1%                           | 4.2%                    | 4.7%                              | 3.1%                 | 0.4%                          | 3.5%                       | 1.1%                | 4.7%                     |
| May 2020    | 8.0%                           | 7.2%                    | 7.5%                              | 3.5%                 | 0.3%                          | 3.8%                       | 3.7%                | 7.5%                     |
| Apr 2020    | 12.6%                          | 11.9%                   | 12.1%                             | 4.1%                 | 0.3%                          | 4.4%                       | 7.7%                | 12.1%                    |
| Mar 2020    | 9.2%                           | 7.9%                    | 8.3%                              | 3.7%                 | 0.5%                          | 4.2%                       | 4.0%                | 8.3%                     |
| Feb 2020    | 5.4%                           | 3.9%                    | 4.3%                              | 3.7%                 | 0.6%                          | 4.3%                       |                     | 4.3%                     |
| Jan 2020    | 6.2%                           | 4.4%                    | 4.8%                              | 4.1%                 | 0.7%                          | 4.8%                       |                     | 4.8%                     |
| <b>2019</b> | <b>5.4%</b>                    | <b>3.8%</b>             | <b>4.3%</b>                       | <b>3.6%</b>          | <b>0.6%</b>                   | <b>4.3%</b>                |                     | <b>4.3%</b>              |
| Dec 2019    | 6.3%                           | 4.3%                    | 4.9%                              | 4.1%                 | 0.8%                          | 4.9%                       |                     | 4.9%                     |
| Nov 2019    | 5.5%                           | 4.0%                    | 4.4%                              | 3.9%                 | 0.6%                          | 4.4%                       |                     | 4.4%                     |
| Oct 2019    | 5.4%                           | 3.8%                    | 4.2%                              | 3.7%                 | 0.6%                          | 4.2%                       |                     | 4.2%                     |
| Sep 2019    | 5.3%                           | 3.6%                    | 4.0%                              | 3.5%                 | 0.6%                          | 4.0%                       |                     | 4.0%                     |
| Aug 2019    | 5.7%                           | 3.6%                    | 4.2%                              | 3.7%                 | 0.5%                          | 4.2%                       |                     | 4.2%                     |
| Jul 2019    | 4.8%                           | 3.6%                    | 3.9%                              | 3.5%                 | 0.5%                          | 3.9%                       |                     | 3.9%                     |
| Jun 2019    | 5.4%                           | 3.5%                    | 4.0%                              | 3.4%                 | 0.7%                          | 4.0%                       |                     | 4.0%                     |
| May 2019    | 5.2%                           | 3.4%                    | 3.9%                              | 3.4%                 | 0.5%                          | 3.9%                       |                     | 3.9%                     |
| Apr 2019    | 5.5%                           | 3.7%                    | 4.2%                              | 3.7%                 | 0.5%                          | 4.2%                       |                     | 4.2%                     |
| Mar 2019    | 4.8%                           | 3.6%                    | 3.9%                              | 3.3%                 | 0.6%                          | 3.9%                       |                     | 3.9%                     |
| Feb 2019    | 5.6%                           | 4.4%                    | 4.7%                              | 3.8%                 | 0.9%                          | 4.7%                       |                     | 4.7%                     |
| Jan 2019    | 5.7%                           | 4.3%                    | 4.7%                              | 4.0%                 | 0.7%                          | 4.7%                       |                     | 4.7%                     |

Dublin Midlands Hospital Group

| Year/ month | Health<br>Service<br>Executive | Section 38<br>Hospitals | Acute<br>Services<br>absence rate |  | Certified<br>absence | Self-<br>certified<br>absence | Non<br>Covid-19<br>absence | Covid-19<br>absence | Total<br>absence<br>rate |
|-------------|--------------------------------|-------------------------|-----------------------------------|--|----------------------|-------------------------------|----------------------------|---------------------|--------------------------|
| 2018        | 5.5%                           | 3.7%                    | 4.2%                              |  | 3.7%                 | 0.5%                          | 4.2%                       |                     | 4.2%                     |
| Dec 2018    | 5.6%                           | 4.2%                    | 4.6%                              |  | 3.9%                 | 0.7%                          | 4.6%                       |                     | 4.6%                     |
| Nov 2018    | 4.8%                           | 4.1%                    | 4.3%                              |  | 3.7%                 | 0.6%                          | 4.3%                       |                     | 4.3%                     |
| Oct 2018    | 5.9%                           | 3.9%                    | 4.4%                              |  | 3.8%                 | 0.6%                          | 4.4%                       |                     | 4.4%                     |
| Sep 2018    | 5.4%                           | 3.6%                    | 4.1%                              |  | 3.6%                 | 0.5%                          | 4.1%                       |                     | 4.1%                     |
| Aug 2018    | 5.5%                           | 3.7%                    | 4.2%                              |  | 3.8%                 | 0.4%                          | 4.2%                       |                     | 4.2%                     |
| Jul 2018    | 4.8%                           | 3.4%                    | 3.8%                              |  | 3.3%                 | 0.4%                          | 3.8%                       |                     | 3.8%                     |
| Jun 2018    | 5.1%                           | 3.4%                    | 3.9%                              |  | 3.5%                 | 0.4%                          | 3.9%                       |                     | 3.9%                     |
| May 2018    | 5.3%                           | 3.2%                    | 3.8%                              |  | 3.4%                 | 0.4%                          | 3.8%                       |                     | 3.8%                     |
| Apr 2018    | 5.2%                           | 3.1%                    | 3.7%                              |  | 3.2%                 | 0.5%                          | 3.7%                       |                     | 3.7%                     |
| Mar 2018    | 5.3%                           | 3.3%                    | 3.8%                              |  | 3.4%                 | 0.4%                          | 3.8%                       |                     | 3.8%                     |
| Feb 2018    | 6.0%                           | 3.9%                    | 4.5%                              |  | 3.9%                 | 0.6%                          | 4.5%                       |                     | 4.5%                     |
| Jan 2018    | 6.7%                           | 4.7%                    | 5.3%                              |  | 4.5%                 | 0.8%                          | 5.3%                       |                     | 5.3%                     |

