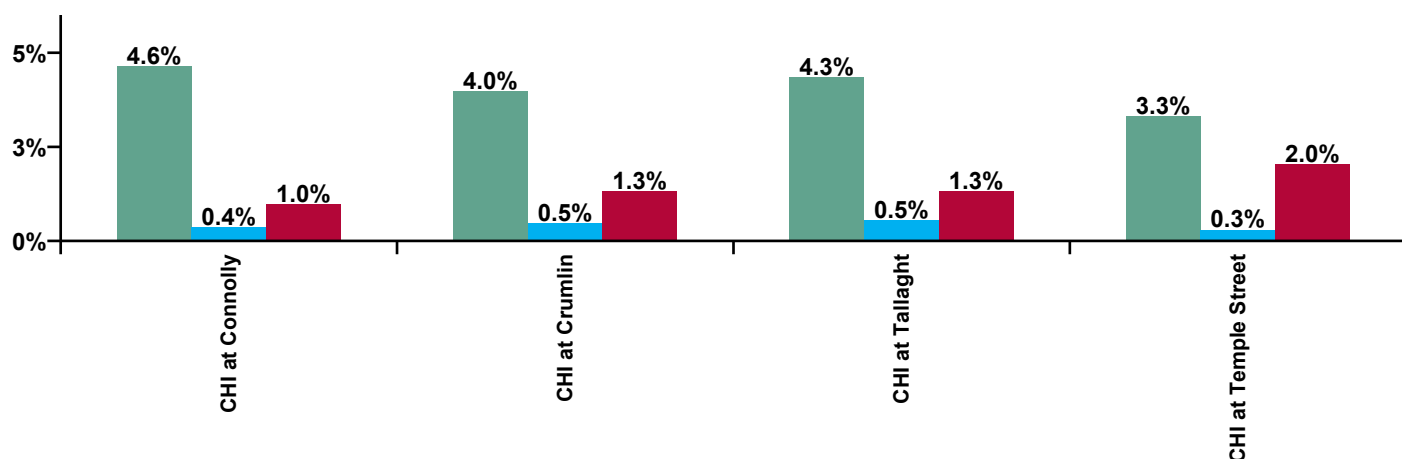


December 2020

Children's Health Ireland Absence Rate - by Staff Category: Dec 2020	Certified absence	Self-certified absence	COVID-19 absence	Total absence rate	Certified	Self-certified	COVID-19
CHI	3.8%	0.4%	1.6%	5.7%	65.7%	7.1%	27.2%
Medical & Dental	1.4%	0.1%	0.6%	2.0%	68.8%	3.0%	28.3%
Nursing & Midwifery	4.4%	0.7%	2.2%	7.3%	60.3%	9.6%	30.1%
Health & Social Care Professionals	2.8%	0.2%	1.1%	4.1%	68.8%	4.3%	26.9%
Management & Administrative	4.7%	0.2%	1.2%	6.2%	76.4%	3.6%	20.0%
General Support	4.4%	0.5%	2.7%	7.6%	58.4%	5.9%	35.6%
Patient & Client Care	4.7%	0.5%	0.9%	6.0%	77.6%	7.5%	15.0%

Children's Health Ireland Absence Rate - by Hospital: Dec 2020	Certified absence	Self-certified absence	COVID-19 absence	Total absence rate	Certified	Self-certified	COVID-19
CHI	3.8%	0.4%	1.6%	5.7%	65.7%	7.1%	27.2%
CHI at Connolly	4.6%	0.4%	1.0%	6.0%	77.9%	6.0%	16.1%
CHI at Crumlin	4.0%	0.5%	1.3%	5.8%	69.0%	8.2%	22.8%
CHI at Tallaght	4.3%	0.5%	1.3%	6.2%	70.2%	8.7%	21.1%
CHI at Temple Street	3.3%	0.3%	2.0%	5.6%	58.8%	5.2%	36.0%

Certified, self-certified & COVID-19: Dec 2020

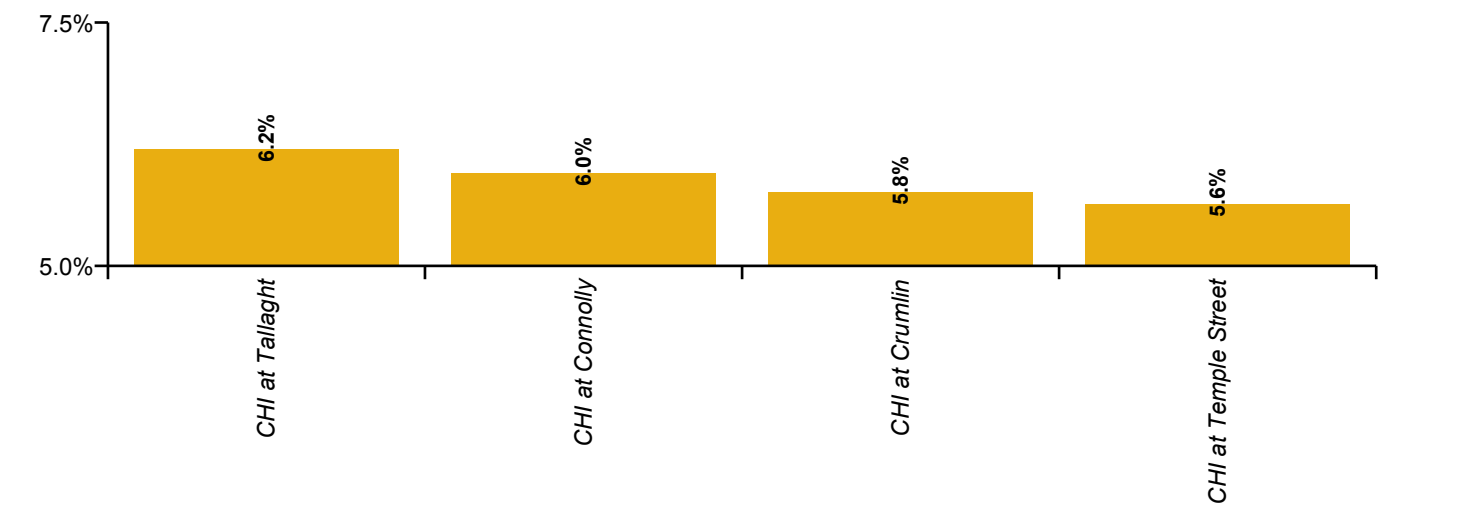


Legend

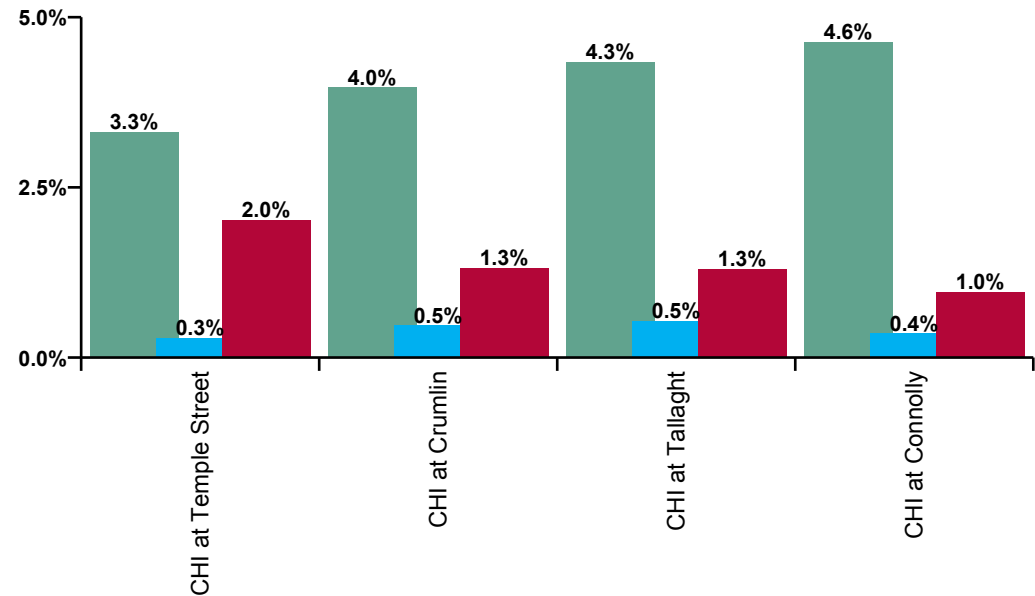
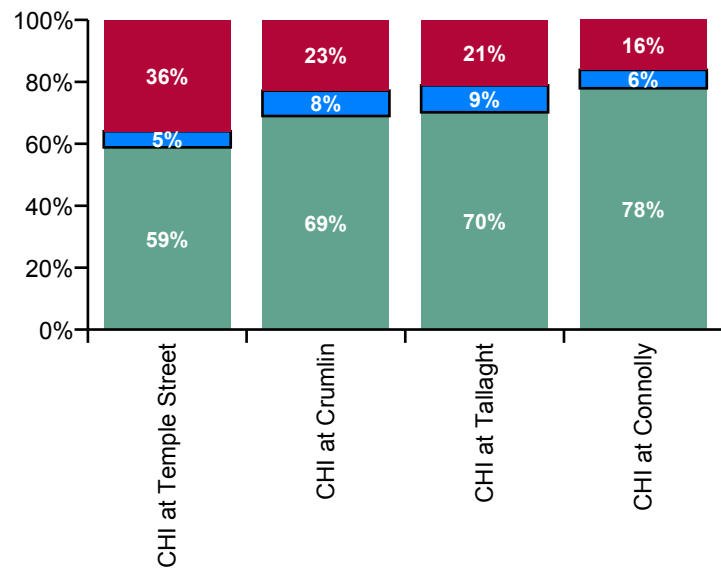
Certified absence
Self-certified absence
COVID-19 absence

Children's Health Ireland Absence type by Hospital: Dec 2020	Certified absence	Self-certified absence	COVID-19 absence	Total absence	Certified	Self-certified	COVID-19
Total (Dec 2020):	3.8%	0.4%	1.6%	5.7%	65.7%	7.1%	27.2%
CHI at Connolly	4.6%	0.4%	1.0%	6.0%	77.9%	6.0%	16.1%
CHI at Crumlin	4.0%	0.5%	1.3%	5.8%	69.0%	8.2%	22.8%
CHI at Tallaght	4.3%	0.5%	1.3%	6.2%	70.2%	8.7%	21.1%
CHI at Temple Street	3.3%	0.3%	2.0%	5.6%	58.8%	5.2%	36.0%

Total absence rate by Hospital: Dec 2020



Children's Health Ireland Overall Absence Rate - by Hospital & Staff Category: Dec 2020	Medical & Dental	Nursing & Midwifery	Health & Social Care Professionals	Management & Administrative	General Support	Patient & Client Care	Certified absence	Self- certified absence	COVID-19 absence	Total absence
CHI	2.0%	7.3%	4.1%	6.2%	7.6%	6.0%	3.8%	0.4%	1.6%	5.7%
CHI at Connolly	9.2%	4.2%	3.0%	13.4%	0.0%	0.6%	4.6%	0.4%	1.0%	6.0%
CHI at Crumlin	2.1%	7.4%	4.3%	5.3%	8.1%	6.0%	4.0%	0.5%	1.3%	5.8%
CHI at Tallaght	0.8%	9.2%	2.8%	8.4%	1.9%	4.8%	4.3%	0.5%	1.3%	6.2%
CHI at Temple Street	1.8%	7.0%	4.1%	6.5%	6.5%	7.2%	3.3%	0.3%	2.0%	5.6%



Certified absence

Self-certified absence

COVID-19 absence

Children's Health Ireland Absence Rate - by Hospital, Staff Category & Absence type: Dec 2020

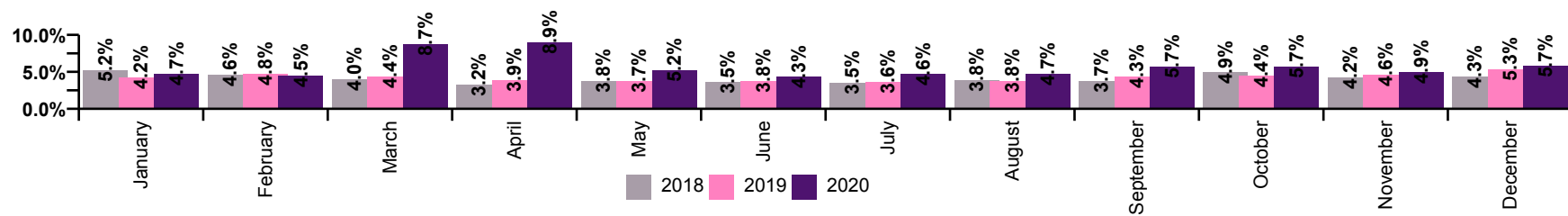
CHI at Connolly by Staff Category Dec 2020	Certified absence	Self-certified absence	COVID-19 absence	Total absence	Certified	Self-certified	COVID-19
Total	4.6%	0.4%	1.0%	6.0%	77.9%	6.0%	16.1%
Medical & Dental	9.2%	0.0%	0.0%	9.2%	100.0%	0.0%	0.0%
Nursing & Midwifery	2.7%	0.5%	0.9%	4.2%	65.6%	12.4%	22.0%
Health & Social Care Professionals	2.5%	0.5%	0.0%	3.0%	83.3%	16.7%	0.0%
Management & Administrative	10.3%	0.0%	3.1%	13.4%	76.8%	0.0%	23.2%
General Support	0.0%	0.0%	0.0%	0.0%	#DIV/0	#DIV/0	#DIV/0
Patient & Client Care	0.0%	0.6%	0.0%	0.6%	0.0%	100.0%	0.0%

CHI at Crumlin by Staff Category Dec 2020	Certified absence	Self-certified absence	COVID-19 absence	Total absence	Certified	Self-certified	COVID-19
Total	4.0%	0.5%	1.3%	5.8%	69.0%	8.2%	22.8%
Medical & Dental	1.3%	0.1%	0.7%	2.1%	64.3%	3.9%	31.7%
Nursing & Midwifery	4.8%	0.9%	1.8%	7.4%	64.2%	11.8%	24.0%
Health & Social Care Professionals	2.6%	0.2%	1.4%	4.3%	62.0%	4.7%	33.3%
Management & Administrative	4.8%	0.2%	0.3%	5.3%	89.7%	4.0%	6.4%
General Support	4.9%	0.4%	2.9%	8.1%	60.0%	4.6%	35.4%
Patient & Client Care	5.0%	0.5%	0.4%	6.0%	84.6%	7.9%	7.5%

CHI at Tallaght by Staff Category Dec 2020	Certified absence	Self-certified absence	COVID-19 absence	Total absence	Certified	Self-certified	COVID-19
Total	4.3%	0.5%	1.3%	6.2%	70.2%	8.7%	21.1%
Medical & Dental	0.3%	0.2%	0.3%	0.8%	40.6%	20.3%	39.1%
Nursing & Midwifery	6.2%	0.6%	2.4%	9.2%	67.3%	6.8%	25.8%
Health & Social Care Professionals	2.0%	0.6%	0.3%	2.8%	69.8%	20.4%	9.8%
Management & Administrative	7.4%	0.9%	0.0%	8.4%	88.7%	11.3%	0.0%
General Support	0.0%	1.9%	0.0%	1.9%	0.0%	100.0%	0.0%
Patient & Client Care	4.8%	0.0%	0.0%	4.8%	100.0%	0.0%	0.0%

CHI at Temple Street by Staff Category Dec 2020	Certified absence	Self-certified absence	COVID-19 absence	Total absence	Certified	Self-certified	COVID-19
Total	3.3%	0.3%	2.0%	5.6%	58.8%	5.2%	36.0%
Medical & Dental	1.3%	0.0%	0.5%	1.8%	71.2%	0.0%	28.8%
Nursing & Midwifery	3.7%	0.5%	2.9%	7.0%	52.1%	7.2%	40.7%
Health & Social Care Professionals	3.2%	0.1%	0.8%	4.1%	79.9%	1.4%	18.7%
Management & Administrative	3.9%	0.2%	2.4%	6.5%	60.3%	2.7%	37.0%
General Support	3.5%	0.6%	2.4%	6.5%	53.8%	9.4%	36.8%
Patient & Client Care	4.8%	0.4%	2.0%	7.2%	66.2%	5.9%	27.9%

Children's Health Ireland Absence Rate - by Staff Category	Medical & Dental	Nursing & Midwifery	Health & Social Care Professionals	Management & Administrative	General Support	Patient & Client Care	Certified absence	Self- certified absence	COVID-19 absence	Total absence
CHI: 2020	2.7%	6.9%	4.3%	5.4%	8.6%	6.9%	3.6%	0.4%	1.7%	5.7%
December	2.0%	7.3%	4.1%	6.2%	7.6%	6.0%	3.8%	0.4%	1.6%	5.7%
November	1.4%	6.2%	3.4%	5.3%	7.9%	6.0%	3.2%	0.4%	1.3%	4.9%
October	1.8%	7.4%	3.9%	5.2%	8.8%	8.6%	3.6%	0.4%	1.7%	5.7%
September	1.7%	7.5%	3.8%	5.3%	9.2%	7.6%	3.8%	0.4%	1.5%	5.7%
August	1.3%	5.7%	3.7%	4.1%	9.4%	6.0%	3.6%	0.4%	0.7%	4.7%
July	1.4%	5.9%	4.3%	4.2%	7.5%	4.9%	3.5%	0.3%	0.8%	4.6%
June	1.3%	5.4%	2.9%	4.4%	7.3%	4.6%	3.0%	0.3%	0.9%	4.3%
May	2.6%	6.3%	3.3%	4.9%	9.4%	6.5%	3.1%	0.2%	1.9%	5.2%
April	6.0%	11.1%	5.7%	7.7%	12.6%	12.8%	3.3%	0.2%	5.5%	8.9%
March	8.2%	9.2%	8.0%	7.5%	11.9%	9.7%	3.6%	0.3%	4.8%	8.7%
February	1.8%	5.1%	4.1%	5.2%	5.4%	5.3%	3.9%	0.6%	0.0%	4.5%
January	2.6%	5.5%	3.7%	5.3%	6.0%	4.7%	4.1%	0.6%	0.0%	4.7%
CHI: 2019	1.8%	4.7%	3.7%	5.1%	5.8%	4.5%	3.7%	0.5%	0.0%	4.2%
December	2.8%	6.0%	4.7%	6.2%	6.5%	4.3%	4.5%	0.8%	0.0%	5.3%
November	2.3%	5.0%	3.3%	6.1%	5.9%	4.3%	4.0%	0.6%	0.0%	4.6%
October	2.2%	4.8%	3.6%	5.7%	5.8%	3.7%	3.9%	0.5%	0.0%	4.4%
September	1.4%	4.8%	4.3%	5.2%	6.6%	3.6%	3.8%	0.5%	0.0%	4.3%
August	1.1%	4.2%	3.5%	4.5%	6.1%	3.3%	3.4%	0.4%	0.0%	3.8%
July	0.8%	4.1%	3.3%	4.5%	5.3%	4.9%	3.3%	0.4%	0.0%	3.6%
June	1.8%	4.0%	3.4%	4.2%	5.7%	4.9%	3.3%	0.5%	0.0%	3.8%
May	1.9%	4.0%	3.2%	4.6%	4.2%	3.8%	3.3%	0.4%	0.0%	3.7%
April	2.8%	3.8%	3.3%	4.4%	6.1%	4.5%	3.5%	0.4%	0.0%	3.9%
March	1.7%	4.5%	4.2%	5.0%	6.4%	5.9%	3.9%	0.5%	0.0%	4.4%
February	1.5%	6.3%	4.1%	4.4%	5.6%	5.1%	3.9%	0.8%	0.0%	4.8%
January	1.3%	4.7%	3.0%	5.9%	5.4%	5.3%	3.7%	0.5%	0.0%	4.2%
CHI: 2018	1.6%	4.3%	3.8%	4.3%	6.6%	6.7%	3.7%	0.4%	0.0%	4.1%



Children's Health Ireland Absence Rate - by Hospital	CHI at Connolly	CHI at Crumlin	CHI at Tallaght	CHI at Temple Street	Total absence	Certified absence	Self- certified absence	COVID-19 absence
CHI: 2020 overall	4.5%	5.4%	6.4%	5.9%	5.7%	3.6%	0.4%	1.7%
Medical & Dental	5.2%	2.3%	3.1%	3.0%	2.7%	1.4%	0.1%	1.2%
Nursing & Midwifery	4.2%	6.8%	7.7%	7.0%	6.9%	4.2%	0.5%	2.2%
Health & Social Care Professionals	1.7%	4.1%	3.8%	4.8%	4.3%	2.7%	0.2%	1.4%
Management & Administrative	7.3%	5.0%	7.0%	5.7%	5.4%	3.6%	0.3%	1.5%
General Support	0.0%	7.6%	23.8%	10.5%	8.6%	6.1%	0.5%	1.9%
Patient & Client Care	5.0%	6.3%	9.0%	8.0%	6.9%	4.4%	0.6%	1.9%
Total December:	6.0%	5.8%	6.2%	5.6%	5.7%	3.8%	0.4%	1.6%
Medical & Dental	9.2%	2.1%	0.8%	1.8%	2.0%	1.4%	0.1%	0.6%
Nursing & Midwifery	4.2%	7.4%	9.2%	7.0%	7.3%	4.4%	0.7%	2.2%
Health & Social Care Professionals	3.0%	4.3%	2.8%	4.1%	4.1%	2.8%	0.2%	1.1%
Management & Administrative	13.4%	5.3%	8.4%	6.5%	6.2%	4.7%	0.2%	1.2%
General Support	0.0%	8.1%	1.9%	6.5%	7.6%	4.4%	0.5%	2.7%
Patient & Client Care	0.6%	6.0%	4.8%	7.2%	6.0%	4.7%	0.5%	0.9%
Total November:	4.9%	5.1%	7.2%	4.3%	4.9%	3.2%	0.4%	1.3%
Medical & Dental	1.6%	1.4%	4.9%	0.6%	1.4%	1.0%	0.1%	0.4%
Nursing & Midwifery	3.4%	6.2%	8.3%	5.9%	6.2%	3.9%	0.5%	1.8%
Health & Social Care Professionals	2.0%	4.4%	2.4%	2.1%	3.4%	2.2%	0.2%	0.9%
Management & Administrative	12.8%	4.2%	10.5%	5.5%	5.3%	3.6%	0.4%	1.3%
General Support	0.0%	9.4%	2.6%	4.6%	7.9%	5.0%	0.4%	2.5%
Patient & Client Care	2.9%	6.2%	10.3%	5.8%	6.0%	4.6%	0.7%	0.8%
Total October:	5.2%	4.9%	5.8%	7.0%	5.7%	3.6%	0.4%	1.7%
Medical & Dental	0.0%	1.7%	2.9%	1.8%	1.8%	1.2%	0.0%	0.5%
Nursing & Midwifery	6.8%	6.0%	7.6%	9.5%	7.4%	4.3%	0.7%	2.4%
Health & Social Care Professionals	2.5%	3.9%	2.1%	4.2%	3.9%	2.3%	0.1%	1.5%
Management & Administrative	10.4%	3.2%	6.4%	7.3%	5.2%	3.8%	0.3%	1.1%
General Support	0.0%	9.5%	2.8%	7.3%	8.8%	5.9%	0.6%	2.2%
Patient & Client Care	0.0%	6.5%	6.6%	15.3%	8.6%	5.8%	1.0%	1.9%
Total September:	4.7%	5.4%	6.0%	6.2%	5.7%	3.8%	0.4%	1.5%
Medical & Dental	0.0%	1.9%	2.2%	1.5%	1.7%	0.8%	0.0%	0.9%
Nursing & Midwifery	3.2%	7.3%	7.3%	8.3%	7.5%	4.9%	0.7%	2.0%
Health & Social Care Professionals	2.1%	3.6%	2.6%	4.6%	3.8%	2.5%	0.2%	1.1%
Management & Administrative	9.1%	4.1%	10.1%	6.0%	5.3%	3.6%	0.3%	1.4%
General Support	0.0%	8.4%	5.0%	11.6%	9.2%	7.8%	0.3%	1.0%
Patient & Client Care	10.9%	6.8%	3.1%	9.4%	7.6%	5.4%	0.7%	1.4%
Total August:	1.7%	4.5%	5.0%	5.1%	4.7%	3.6%	0.4%	0.7%
Medical & Dental	0.0%	1.2%	0.3%	1.6%	1.3%	1.1%	0.1%	0.1%
Nursing & Midwifery	1.0%	5.8%	7.4%	5.4%	5.7%	4.2%	0.6%	0.9%
Health & Social Care Professionals	1.3%	2.8%	2.0%	5.6%	3.7%	2.8%	0.2%	0.8%
Management & Administrative	3.6%	3.7%	2.6%	4.7%	4.1%	3.1%	0.3%	0.7%
General Support		8.2%	51.8%	10.5%	9.4%	8.7%	0.4%	0.3%
Patient & Client Care	1.9%	5.2%	1.2%	8.3%	6.0%	4.7%	0.4%	0.9%
Total July:	1.4%	3.8%	7.0%	5.8%	4.6%	3.5%	0.3%	0.8%
Medical & Dental	0.0%	1.4%	0.9%	1.6%	1.4%	1.2%	0.0%	0.2%
Nursing & Midwifery	2.8%	4.4%	11.5%	7.1%	5.9%	4.3%	0.4%	1.2%
Health & Social Care Professionals	0.2%	3.3%	4.0%	6.7%	4.3%	3.1%	0.2%	0.9%
Management & Administrative	1.6%	3.8%	1.6%	5.3%	4.2%	3.2%	0.3%	0.7%
General Support		5.5%	56.9%	10.1%	7.5%	6.3%	0.6%	0.6%
Patient & Client Care	0.0%	5.5%	1.2%	4.2%	4.9%	4.0%	0.5%	0.4%
Total June:	4.2%	3.7%	5.7%	5.0%	4.3%	3.0%	0.3%	0.9%
Medical & Dental	0.0%	0.8%	4.0%	1.4%	1.3%	1.1%	0.0%	0.2%
Nursing & Midwifery	8.4%	4.5%	6.4%	6.3%	5.4%	3.7%	0.4%	1.3%
Health & Social Care Professionals	2.2%	2.8%	4.4%	3.0%	2.9%	2.3%	0.1%	0.6%
Management & Administrative	3.5%	4.5%	4.0%	4.5%	4.4%	3.0%	0.2%	1.2%
General Support		4.3%	55.0%	13.7%	7.3%	5.7%	0.7%	1.0%
Patient & Client Care	0.0%	4.3%	0.0%	6.2%	4.6%	3.2%	0.9%	0.5%
Total May:	2.5%	4.8%	7.3%	5.6%	5.2%	3.1%	0.2%	1.9%
Medical & Dental	5.8%	1.6%	4.2%	3.2%	2.6%	1.3%	0.0%	1.2%
Nursing & Midwifery	5.3%	5.7%	7.3%	7.0%	6.3%	3.7%	0.2%	2.4%
Health & Social Care Professionals	0.2%	3.2%	7.5%	3.3%	3.3%	2.2%	0.0%	1.1%
Management & Administrative	0.0%	5.4%	6.9%	4.3%	4.9%	2.6%	0.1%	2.2%
General Support		6.3%	59.1%	15.5%	9.4%	7.3%	0.5%	1.5%
Patient & Client Care	0.0%	6.0%	17.8%	6.4%	6.5%	3.8%	0.2%	2.4%
Total April:	9.1%	9.4%	11.7%	7.6%	8.9%	3.3%	0.2%	5.5%
Medical & Dental	16.1%	4.2%	5.4%	8.6%	6.0%	1.7%	0.0%	4.3%
Nursing & Midwifery	7.7%	12.6%	11.9%	8.2%	11.1%	4.1%	0.3%	6.7%
Health & Social Care Professionals	2.3%	6.7%	2.5%	4.8%	5.7%	2.0%	0.0%	3.7%
Management & Administrative	7.4%	9.0%	14.0%	5.3%	7.7%	2.9%	0.0%	4.8%
General Support		9.9%	71.2%	17.5%	12.6%	7.1%	0.3%	5.2%
Patient & Client Care	37.5%	9.6%	43.1%	11.6%	12.8%	4.1%	0.2%	8.4%
Total March:	7.3%	8.7%	5.7%	9.5%	8.7%	3.6%	0.3%	4.8%
Medical & Dental	21.1%	6.6%	3.4%	11.7%	8.2%	2.2%	0.1%	5.9%
Nursing & Midwifery	4.9%	9.8%	6.4%	9.4%	9.2%	4.1%	0.4%	4.8%
Health & Social Care Professionals	3.0%	8.2%	4.4%	8.6%	8.0%	3.2%	0.2%	4.6%
Management & Administrative	7.4%	7.9%	9.5%	6.9%	7.5%	3.5%	0.3%	3.7%
General Support		9.8%	1.5%	18.7%	11.9%	5.4%	0.4%	6.2%
Patient & Client Care	7.7%	9.8%	3.3%	10.4%	9.7%	3.9%	0.4%	5.3%
Total February:	3.2%	4.0%	4.8%	5.2%	4.5%	3.9%	0.6%	
Medical & Dental	0.0%	1.7%	2.9%	1.6%	1.8%	1.6%	0.2%	
Nursing & Midwifery	0.7%	5.2%	5.3%	5.1%	5.1%	4.3%	0.7%	
Health & Social Care Professionals	0.5%	3.0%	5.7%	6.0%	4.1%	3.7%	0.4%	
Management & Administrative	9.5%	4.3%	7.2%	5.6%	5.2%	4.6%	0.6%	
General Support		4.0%	2.4%	9.3%	5.4%	4.7%	0.7%	
Patient & Client Care	0.0%	4.9%	0.5%	7.2%	5.3%	4.5%	0.7%	
Total January:	3.3%	4.8%	4.3%	4.7%	4.7%	4.1%	0.6%	
Medical & Dental	0.0%	2.4%	5.0%	2.0%	2.6%	2.4%	0.2%	
Nursing & Midwifery	1.2%	6.5%	4.5%	4.5%	5.5%	4.8%	0.7%	
Health & Social Care Professionals	1.1%	2.7%	5.5%	5.3%	3.7%	3.2%	0.5%	
Management & Administrative	8.9%	4.6%	2.4%	6.1%	5.3%	4.7%	0.6%	
General Support		7.1%	0.0%	4.1%	6.0%	5.3%	0.8%	
Patient & Client Care	0.0%	4.4%	3.7%	5.7%	4.7%	3.6%	1.1%	
CHI: 2019 overall	2.0%	4.4%	3.6%	4.1%	4.2%	3.7%	0.5%	
Medical & Dental	0.0%	1.7%	1.8%	1.9%	1.8%	1.6%	0.2%	
Nursing & Midwifery	1.0%	5.2%	4.9%	3.8%	4.7%	4.0%	0.7%	
Health & Social Care Professionals	2.6%	3.0%	3.9%	4.7%	3.7%	3.3%	0.4%	
Management & Administrative	3.6%	4.7%	2.0%	5.9%	5.1%	4.6%	0.4%	
General Support		6.5%	3.7%	4.1%	5.8%	5.0%	0.8%	
Patient & Client Care	1.5%	5.3%	2.5%	3.4%	4.5%	3.8%	0.7%	
CHI: 2018 overall		4.3%	4.1%	3.7%	4.1%	3.7%	0.4%	
Medical & Dental		1.5%	2.2%	1.5%	1.6%	1.5%	0.1%	
Nursing & Midwifery		4.5%	4.7%	3.8%	4.3%	3.8%	0.5%	
Health & Social Care Professionals		3.3%	7.2%	4.3%	3.8%	3.5%	0.3%	
Management & Administrative		4.6%	4.6%	3.9%	4.3%	4.0%	0.3%	
General Support		6.6%	0.4%	6.6%	6.6%	6.0%	0.6%	
Patient & Client Care		8.5%	2.9%	3.8%	6.7%	6.2%	0.5%	