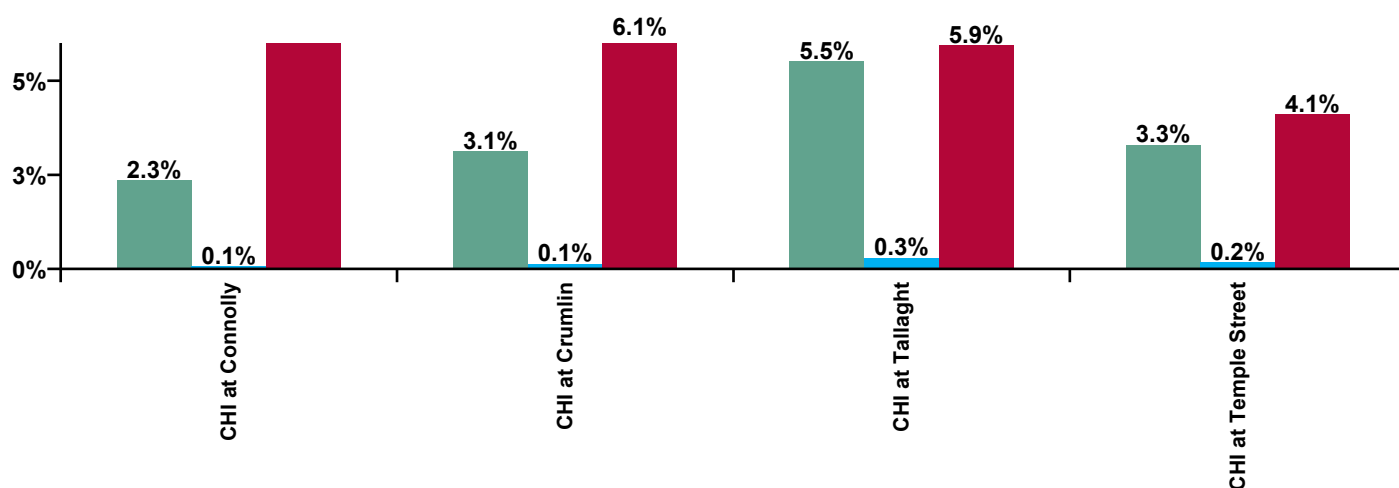


April 2020

Children's Health Ireland Absence Rate - by Staff Category: Apr 2020	Certified absence	Self-certified absence	COVID-19 absence	Total absence rate	Certified	Self-certified	COVID-19
Children's Health Ireland	3.3%	0.2%	5.5%	8.9%	37.2%	1.7%	61.1%
Medical & Dental	1.7%	0.0%	4.3%	6.0%	28.1%	0.7%	71.2%
Nursing & Midwifery	4.1%	0.3%	6.7%	11.1%	36.7%	2.6%	60.8%
Health & Social Care Professionals	2.0%	0.0%	3.7%	5.7%	34.5%	0.5%	65.0%
Management & Administrative	2.9%	0.0%	4.8%	7.7%	38.0%	0.5%	61.5%
General Support	7.1%	0.3%	5.2%	12.6%	56.0%	2.7%	41.3%
Patient & Client Care	4.1%	0.2%	8.4%	12.8%	32.5%	1.3%	66.2%

Children's Health Ireland Absence Rate - by Hospital: Apr 2020	Certified absence	Self-certified absence	COVID-19 absence	Total absence rate	Certified	Self-certified	COVID-19
Children's Health Ireland	3.3%	0.2%	5.5%	8.9%	37.2%	1.7%	61.1%
CHI at Connolly	2.3%	0.1%	6.7%	9.1%	25.7%	0.6%	73.7%
CHI at Crumlin	3.1%	0.1%	6.1%	9.4%	33.2%	1.4%	65.5%
CHI at Tallaght	5.5%	0.3%	5.9%	11.7%	47.0%	2.5%	50.5%
CHI at Temple Street	3.3%	0.2%	4.1%	7.6%	43.5%	2.2%	54.3%

Certified, self-certified & COVID-19: Apr 2020

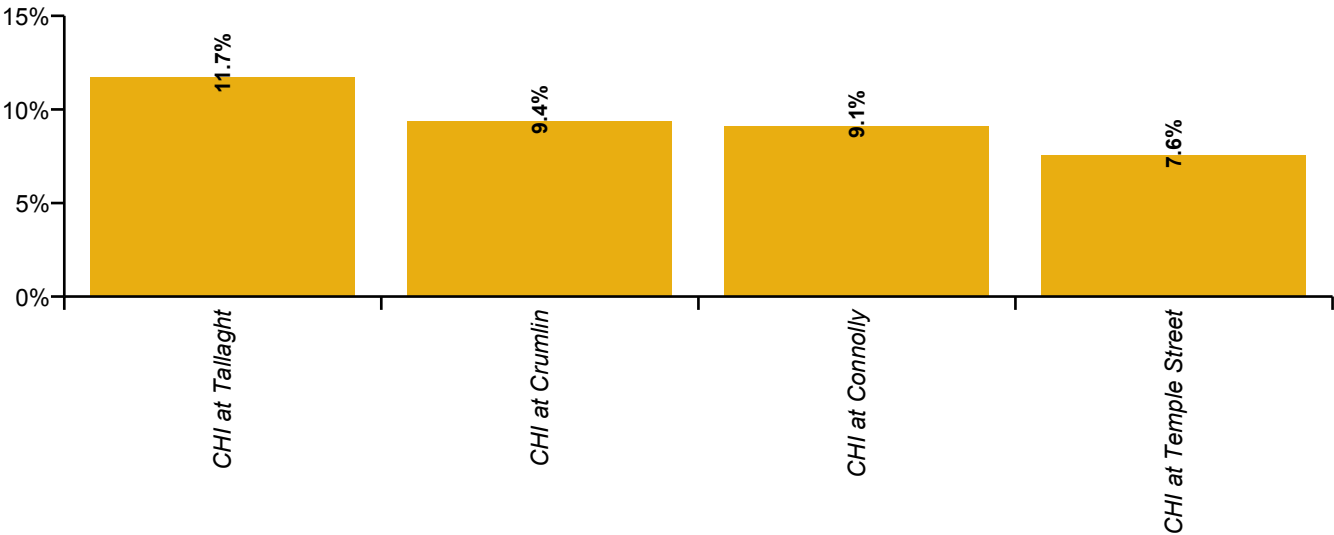


Legend

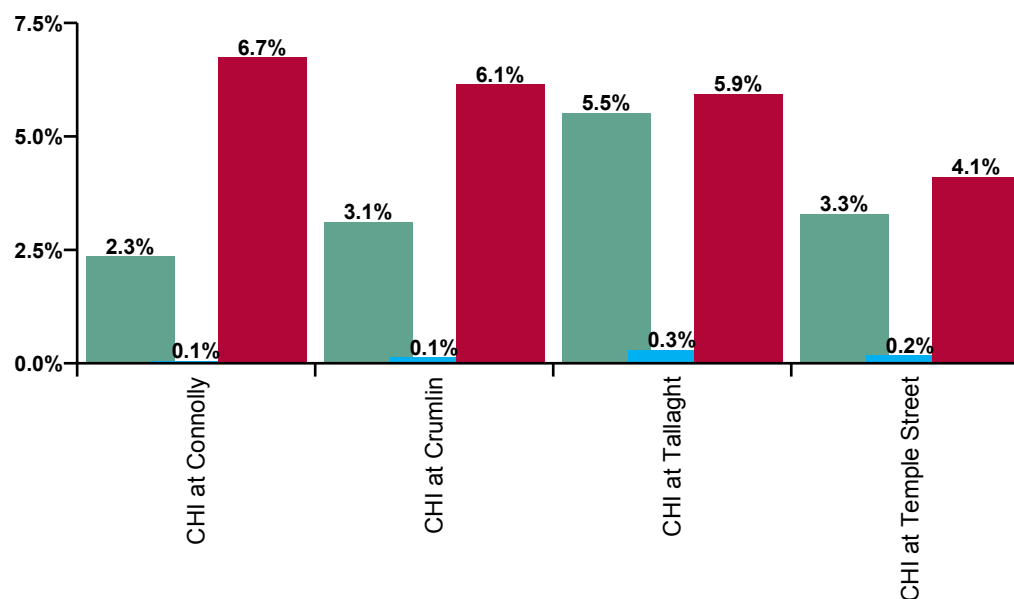
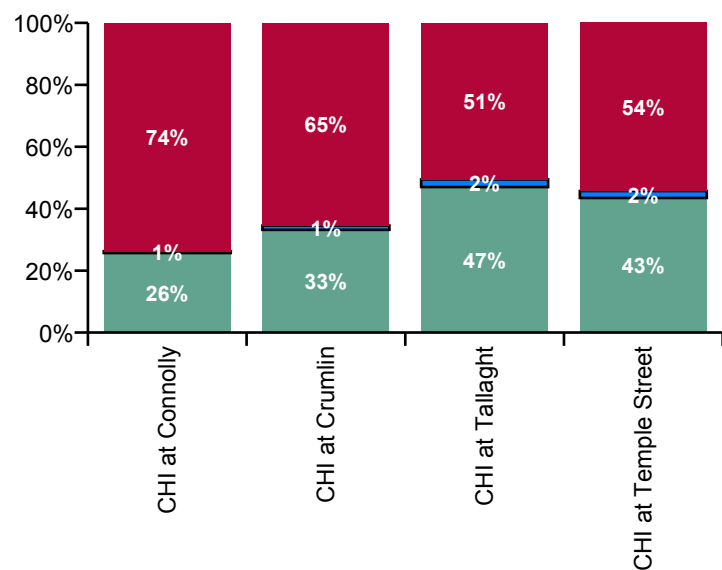
Certified absence
Self-certified absence
COVID-19 absence

Children's Health Ireland Absence type by Hospital: Apr 2020	Certified absence	Self-certified absence	COVID-19 absence	Total absence	Certified	Self-certified	COVID-19
Total (Apr 2020):	3.3%	0.2%	5.5%	8.9%	37.2%	1.7%	61.1%
CHI at Connolly	2.3%	0.1%	6.7%	9.1%	25.7%	0.6%	73.7%
CHI at Crumlin	3.1%	0.1%	6.1%	9.4%	33.2%	1.4%	65.5%
CHI at Tallaght	5.5%	0.3%	5.9%	11.7%	47.0%	2.5%	50.5%
CHI at Temple Street	3.3%	0.2%	4.1%	7.6%	43.5%	2.2%	54.3%

Total absence rate by Hospital: Apr 2020



Children's Health Ireland Overall Absence Rate - by Hospital & Staff Category: Apr 2020	Medical & Dental	Nursing & Midwifery	Health & Social Care Professionals	Management & Administrative	General Support	Patient & Client Care	Certified absence	Self- certified absence	COVID-19 absence	Total absence
Children's Health Ireland	6.0%	11.1%	5.7%	7.7%	12.6%	12.8%	3.3%	0.2%	5.5%	8.9%
CHI at Connolly	16.1%	7.7%	2.3%	7.4%		37.5%	2.3%	0.1%	6.7%	9.1%
CHI at Crumlin	4.2%	12.6%	6.7%	9.0%	9.9%	9.6%	3.1%	0.1%	6.1%	9.4%
CHI at Tallaght	5.4%	11.9%	2.5%	14.0%	71.2%	43.1%	5.5%	0.3%	5.9%	11.7%
CHI at Temple Street	8.6%	8.2%	4.8%	5.3%	17.5%	11.6%	3.3%	0.2%	4.1%	7.6%



Certified absence

Self-certified absence

COVID-19 absence

Children's Health Ireland Absence Rate - by Hospital, Staff Category & Absence type: Apr 2020

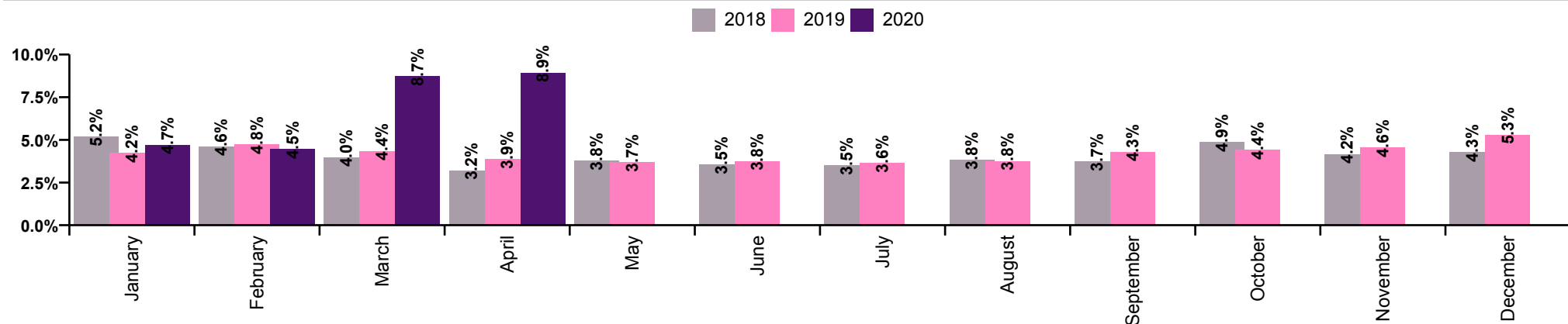
CHI at Connolly by Staff Category Apr 2020	Certified absence	Self-certified absence	COVID-19 absence	Total absence	Certified	Self-certified	COVID-19
Total	2.3%	0.1%	6.7%	9.1%	25.7%	0.6%	73.7%
Medical & Dental	11.8%	0.0%	4.3%	16.1%	73.4%	0.0%	26.6%
Nursing & Midwifery	0.4%	0.0%	7.3%	7.7%	5.6%	0.0%	94.4%
Health & Social Care Professionals	0.0%	0.0%	2.3%	2.3%	0.0%	0.0%	100.0%
Management & Administrative	3.6%	0.2%	3.6%	7.4%	48.6%	2.7%	48.7%
General Support	#DIV/0	#DIV/0	#DIV/0				
Patient & Client Care	0.0%	0.0%	37.5%	37.5%	0.0%	0.0%	100.0%

CHI at Crumlin by Staff Category Apr 2020	Certified absence	Self-certified absence	COVID-19 absence	Total absence	Certified	Self-certified	COVID-19
Total	3.1%	0.1%	6.1%	9.4%	33.2%	1.4%	65.5%
Medical & Dental	0.7%	0.0%	3.4%	4.2%	17.4%	0.9%	81.7%
Nursing & Midwifery	4.2%	0.2%	8.2%	12.6%	33.4%	1.6%	65.0%
Health & Social Care Professionals	1.6%	0.0%	5.0%	6.7%	24.3%	0.2%	75.5%
Management & Administrative	3.1%	0.0%	5.9%	9.0%	34.5%	0.3%	65.2%
General Support	4.8%	0.4%	4.6%	9.9%	49.0%	4.3%	46.6%
Patient & Client Care	3.8%	0.1%	5.7%	9.6%	39.3%	1.2%	59.5%

CHI at Tallaght by Staff Category Apr 2020	Certified absence	Self-certified absence	COVID-19 absence	Total absence	Certified	Self-certified	COVID-19
Total	5.5%	0.3%	5.9%	11.7%	47.0%	2.5%	50.5%
Medical & Dental	3.9%	0.0%	1.6%	5.4%	71.0%	0.0%	29.0%
Nursing & Midwifery	5.9%	0.5%	5.5%	11.9%	49.3%	4.6%	46.1%
Health & Social Care Professionals	0.0%	0.3%	2.3%	2.5%	0.0%	10.0%	90.0%
Management & Administrative	4.8%	0.0%	9.2%	14.0%	34.2%	0.0%	65.8%
General Support	37.5%	0.0%	33.7%	71.2%	52.7%	0.0%	47.3%
Patient & Client Care	15.8%	0.0%	27.3%	43.1%	36.6%	0.0%	63.4%

CHI at Temple Street by Staff Category Apr 2020	Certified absence	Self-certified absence	COVID-19 absence	Total absence	Certified	Self-certified	COVID-19
Total	3.3%	0.2%	4.1%	7.6%	43.5%	2.2%	54.3%
Medical & Dental	1.9%	0.1%	6.6%	8.6%	22.3%	0.7%	77.1%
Nursing & Midwifery	3.5%	0.4%	4.4%	8.2%	42.4%	4.4%	53.2%
Health & Social Care Professionals	3.0%	0.0%	1.7%	4.8%	62.9%	0.5%	36.6%
Management & Administrative	2.4%	0.0%	2.9%	5.3%	45.5%	0.7%	53.8%
General Support	12.1%	0.1%	5.4%	17.5%	68.9%	0.6%	30.5%
Patient & Client Care	3.4%	0.3%	7.9%	11.6%	29.5%	2.7%	67.8%

Children's Health Ireland Absence Rate - by Staff Category	Medical & Dental	Nursing & Midwifery	Health & Social Care Professionals	Management & Administrative	General Support	Patient & Client Care	Certified absence	Self-certified absence	COVID-19 absence	Total absence
CHI: 2020	4.7%	7.7%	5.4%	6.4%	9.0%	8.1%	3.8%	0.4%	2.6%	6.7%
April	6.0%	11.1%	5.7%	7.7%	12.6%	12.8%	3.3%	0.2%	5.5%	8.9%
March	8.2%	9.2%	8.0%	7.5%	11.9%	9.7%	3.6%	0.3%	4.8%	8.7%
February	1.8%	5.1%	4.1%	5.2%	5.4%	5.3%	3.9%	0.6%	0.0%	4.5%
January	2.6%	5.5%	3.7%	5.3%	6.0%	4.7%	4.1%	0.6%	0.0%	4.7%
CHI: 2019	1.8%	4.7%	3.7%	5.1%	5.8%	4.5%	3.7%	0.5%	0.0%	4.2%
December	2.8%	6.0%	4.7%	6.2%	6.5%	4.3%	4.5%	0.8%	0.0%	5.3%
November	2.3%	5.0%	3.3%	6.1%	5.9%	4.3%	4.0%	0.6%	0.0%	4.6%
October	2.2%	4.8%	3.6%	5.7%	5.8%	3.7%	3.9%	0.5%	0.0%	4.4%
September	1.4%	4.8%	4.3%	5.2%	6.6%	3.6%	3.8%	0.5%	0.0%	4.3%
August	1.1%	4.2%	3.5%	4.5%	6.1%	3.3%	3.4%	0.4%	0.0%	3.8%
July	0.8%	4.1%	3.3%	4.5%	5.3%	4.9%	3.3%	0.4%	0.0%	3.6%
June	1.8%	4.0%	3.4%	4.2%	5.7%	4.9%	3.3%	0.5%	0.0%	3.8%
May	1.9%	4.0%	3.2%	4.6%	4.2%	3.8%	3.3%	0.4%	0.0%	3.7%
April	2.8%	3.8%	3.3%	4.4%	6.1%	4.5%	3.5%	0.4%	0.0%	3.9%
March	1.7%	4.5%	4.2%	5.0%	6.4%	5.9%	3.9%	0.5%	0.0%	4.4%
February	1.5%	6.3%	4.1%	4.4%	5.6%	5.1%	3.9%	0.8%	0.0%	4.8%
January	1.3%	4.7%	3.0%	5.9%	5.4%	5.3%	3.7%	0.5%	0.0%	4.2%
CHI: 2018	1.6%	4.3%	3.8%	4.3%	6.6%	6.7%	3.7%	0.4%	0.0%	4.1%



Children's Health Ireland Absence Rate - by Hospital	CHI at Connolly	CHI at Crumlin	CHI at Tallaght	CHI at Temple Street	Total absence	Certified absence	Self- certified absence	COVID-19 absence
CHI: 2020 overall	5.9%	6.8%	6.6%	6.7%	6.7%	3.8%	0.4%	2.6%
Medical & Dental	12.9%	3.7%	4.2%	6.0%	4.7%	2.0%	0.1%	2.6%
Nursing & Midwifery	3.7%	8.6%	7.0%	6.8%	7.7%	4.3%	0.5%	2.9%
Health & Social Care Professionals	1.8%	5.2%	4.5%	6.2%	5.4%	3.0%	0.3%	2.1%
Management & Administrative	8.3%	6.5%	8.3%	6.0%	6.4%	3.9%	0.4%	2.1%
General Support		7.8%	15.8%	11.6%	9.0%	5.6%	0.5%	2.8%
Patient & Client Care	11.4%	7.3%	12.7%	8.5%	8.1%	4.0%	0.6%	3.4%
Total April:	9.1%	9.4%	11.7%	7.6%	8.9%	3.3%	0.2%	5.5%
Medical & Dental	16.1%	4.2%	5.4%	8.6%	6.0%	1.7%	0.0%	4.3%
Nursing & Midwifery	7.7%	12.6%	11.9%	8.2%	11.1%	4.1%	0.3%	6.7%
Health & Social Care Professionals	2.3%	6.7%	2.5%	4.8%	5.7%	2.0%	0.0%	3.7%
Management & Administrative	7.4%	9.0%	14.0%	5.3%	7.7%	2.9%	0.0%	4.8%
General Support		9.9%	71.2%	17.5%	12.6%	7.1%	0.3%	5.2%
Patient & Client Care	37.5%	9.6%	43.1%	11.6%	12.8%	4.1%	0.2%	8.4%
Total March:	7.3%	8.7%	5.7%	9.5%	8.7%	3.6%	0.3%	4.8%
Medical & Dental	21.1%	6.6%	3.4%	11.7%	8.2%	2.2%	0.1%	5.9%
Nursing & Midwifery	4.9%	9.8%	6.4%	9.4%	9.2%	4.1%	0.4%	4.8%
Health & Social Care Professionals	3.0%	8.2%	4.4%	8.6%	8.0%	3.2%	0.2%	4.6%
Management & Administrative	7.4%	7.9%	9.5%	6.9%	7.5%	3.5%	0.3%	3.7%
General Support		9.8%	1.5%	18.7%	11.9%	5.4%	0.4%	6.2%
Patient & Client Care	7.7%	9.8%	3.3%	10.4%	9.7%	3.9%	0.4%	5.3%
Total February:	3.2%	4.0%	4.8%	5.2%	4.5%	3.9%	0.6%	
Medical & Dental	0.0%	1.7%	2.9%	1.6%	1.8%	1.6%	0.2%	
Nursing & Midwifery	0.7%	5.2%	5.3%	5.1%	5.1%	4.3%	0.7%	
Health & Social Care Professionals	0.5%	3.0%	5.7%	6.0%	4.1%	3.7%	0.4%	
Management & Administrative	9.5%	4.3%	7.2%	5.6%	5.2%	4.6%	0.6%	
General Support		4.0%	2.4%	9.3%	5.4%	4.7%	0.7%	
Patient & Client Care	0.0%	4.9%	0.5%	7.2%	5.3%	4.5%	0.7%	
Total January:	3.3%	4.8%	4.3%	4.7%	4.7%	4.1%	0.6%	
Medical & Dental	0.0%	2.4%	5.0%	2.0%	2.6%	2.4%	0.2%	
Nursing & Midwifery	1.2%	6.5%	4.5%	4.5%	5.5%	4.8%	0.7%	
Health & Social Care Professionals	1.1%	2.7%	5.5%	5.3%	3.7%	3.2%	0.5%	
Management & Administrative	8.9%	4.6%	2.4%	6.1%	5.3%	4.7%	0.6%	
General Support		7.1%	0.0%	4.1%	6.0%	5.3%	0.8%	
Patient & Client Care	0.0%	4.4%	3.7%	5.7%	4.7%	3.6%	1.1%	
CHI: 2019 overall	2.0%	4.4%	3.6%	4.1%	4.2%	3.7%	0.5%	
Medical & Dental	0.0%	1.7%	1.8%	1.9%	1.8%	1.6%	0.2%	
Nursing & Midwifery	1.0%	5.2%	4.9%	3.8%	4.7%	4.0%	0.7%	
Health & Social Care Professionals	2.6%	3.0%	3.9%	4.7%	3.7%	3.3%	0.4%	
Management & Administrative	3.6%	4.7%	2.0%	5.9%	5.1%	4.6%	0.4%	
General Support		6.5%	3.7%	4.1%	5.8%	5.0%	0.8%	
Patient & Client Care	1.5%	5.3%	2.5%	3.4%	4.5%	3.8%	0.7%	
CHI: 2018 overall		4.3%	4.1%	3.7%	4.1%	3.7%	0.4%	
Medical & Dental		1.5%	2.2%	1.5%	1.6%	1.5%	0.1%	
Nursing & Midwifery		4.5%	4.7%	3.8%	4.3%	3.8%	0.5%	
Health & Social Care Professionals		3.3%	7.2%	4.3%	3.8%	3.5%	0.3%	
Management & Administrative		4.6%	4.6%	3.9%	4.3%	4.0%	0.3%	
General Support		6.6%	0.4%	6.6%	6.6%	6.0%	0.6%	
Patient & Client Care		8.5%	2.9%	3.8%	6.7%	6.2%	0.5%	