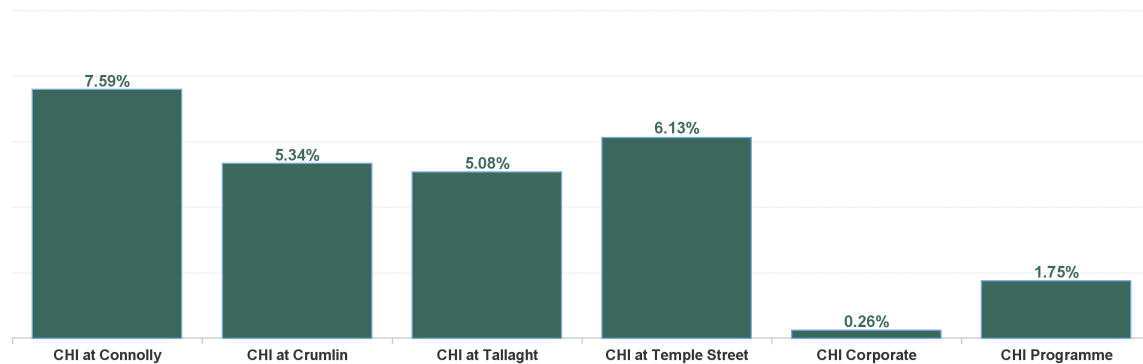


## June 2024

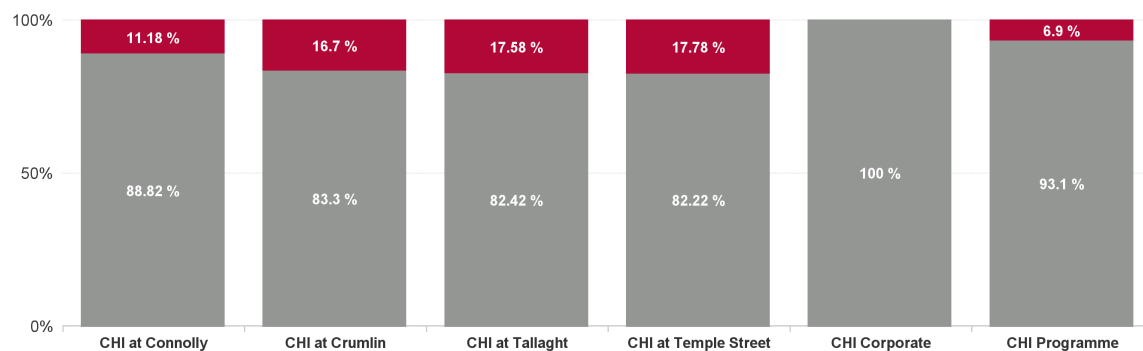
Health Service Absence Rate - by Staff Category: Jun 2024	Certified absence	Self-certified absence	Non Covid-19 absence	Covid-19 absence	Total absence rate	% Non Covid-19 absence	% Covid-19 absence
<b>Children's Health Ireland</b>	<b>3.99%</b>	<b>0.54%</b>	<b>4.53%</b>	<b>0.91%</b>	<b>5.44%</b>	<b>83.23%</b>	<b>16.77%</b>
Medical & Dental	0.92%	0.23%	1.15%	0.48%	1.63%	70.63%	29.37%
Nursing & Midwifery	4.23%	0.74%	4.97%	0.86%	5.83%	85.22%	14.78%
Health & Social Care Professionals	3.39%	0.37%	3.76%	1.83%	5.59%	67.32%	32.68%
Management & Administrative	4.83%	0.30%	5.13%	0.65%	5.78%	88.82%	11.18%
General Support	7.57%	0.71%	8.29%	0.98%	9.27%	89.42%	10.58%
Patient & Client Care	6.00%	1.21%	7.21%	0.97%	8.18%	88.15%	11.85%

Health Service Absence Rate - by Care Group: Jun 2024	Certified absence	Self-certified absence	Non Covid-19 absence	Covid-19 absence	Total absence rate	% Non Covid-19 absence	% Covid-19 absence
<b>Children's Health Ireland</b>	<b>3.99%</b>	<b>0.54%</b>	<b>4.53%</b>	<b>0.91%</b>	<b>5.44%</b>	<b>83.23%</b>	<b>16.77%</b>
CHI at Connolly	6.33%	0.41%	6.74%	0.85%	7.59%	88.82%	11.18%
CHI at Crumlin	3.86%	0.59%	4.45%	0.89%	5.34%	83.30%	16.70%
CHI at Tallaght	3.72%	0.47%	4.19%	0.89%	5.08%	82.42%	17.58%
CHI at Temple Street	4.51%	0.53%	5.04%	1.09%	6.13%	82.22%	17.78%
CHI Corporate	0.13%	0.13%	0.26%	0.00%	0.26%	100.00%	0.00%
CHI Programme	1.43%	0.20%	1.63%	0.12%	1.75%	93.10%	6.90%

Total Absence Rate



% of Absence Non Covid-19 / Covid-19



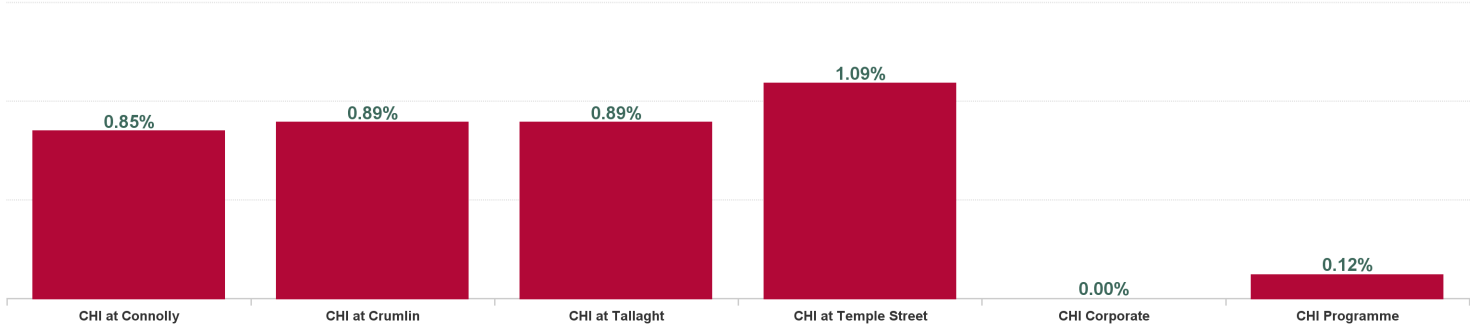
## June 2024

Health Service Absence Rate - by Hospital : Jun 2024	Certified absence	Self-certified absence	Non Covid-19 absence	Covid-19 absence	Total absence rate	Medical & Dental	Nursing & Midwifery	Health & Social Care Professionals	Management & Administrative	General Support	Patient & Client Care
Children's Health Ireland	3.99%	0.54%	4.53%	0.91%	5.44%	1.63%	5.83%	5.59%	5.78%	9.27%	8.18%
CHI at Connolly	6.33%	0.41%	6.74%	0.85%	7.59%	0.00%	5.84%	5.28%	14.86%	0.00%	16.49%
CHI at Crumlin	3.86%	0.59%	4.45%	0.89%	5.34%	2.08%	5.04%	5.22%	6.84%	8.96%	6.74%
CHI at Tallaght	3.72%	0.47%	4.19%	0.89%	5.08%	2.95%	4.71%	4.38%	9.13%	0.00%	12.06%
CHI at Temple Street	4.51%	0.53%	5.04%	1.09%	6.13%	0.77%	7.60%	6.96%	5.67%	10.14%	9.53%
CHI Corporate	0.13%	0.13%	0.26%	0.00%	0.26%	0.00%	0.00%	0.00%	0.31%		
CHI Programme	1.43%	0.20%	1.63%	0.12%	1.75%	0.00%	0.00%	1.49%	1.72%	20.15%	

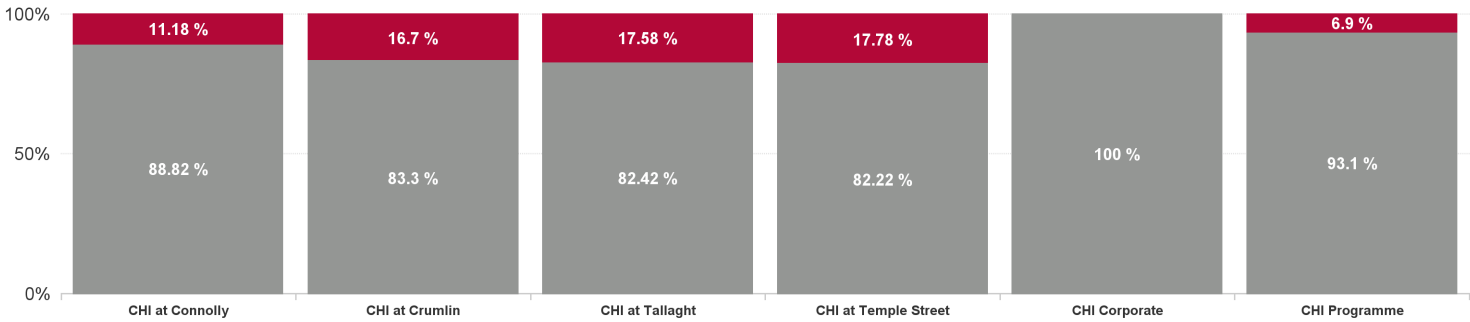
June 2024

Health Service Absence Rate - by Staff Category & Hospital: Jun 2024	Non Covid-19 absence	Covid-19 absence	Total absence rate	Medical & Dental	Nursing & Midwifery	Health & Social Care Professionals	Management & Administrative	General Support	Patient & Client Care
Children's Health Ireland	4.53%	0.91%	0.91%	0.48%	0.86%	1.83%	0.65%	0.98%	0.97%
CHI at Connolly	6.74%	0.85%	7.59%	0.00%	0.76%	0.85%	1.80%	0.00%	0.00%
CHI at Crumlin	4.45%	0.89%	5.34%	0.74%	0.61%	1.44%	1.14%	1.43%	0.28%
CHI at Tallaght	4.19%	0.89%	5.08%	1.04%	0.91%	0.77%	0.93%	0.00%	0.00%
CHI at Temple Street	5.04%	1.09%	6.13%	0.00%	1.30%	2.96%	0.16%	0.00%	3.05%
CHI Corporate	0.26%	0.00%	0.26%	0.00%	0.00%	0.00%	0.00%		
CHI Programme	1.63%	0.12%	1.75%	0.00%	0.00%	1.49%	0.00%	0.00%	

Total COVID Absence Rate

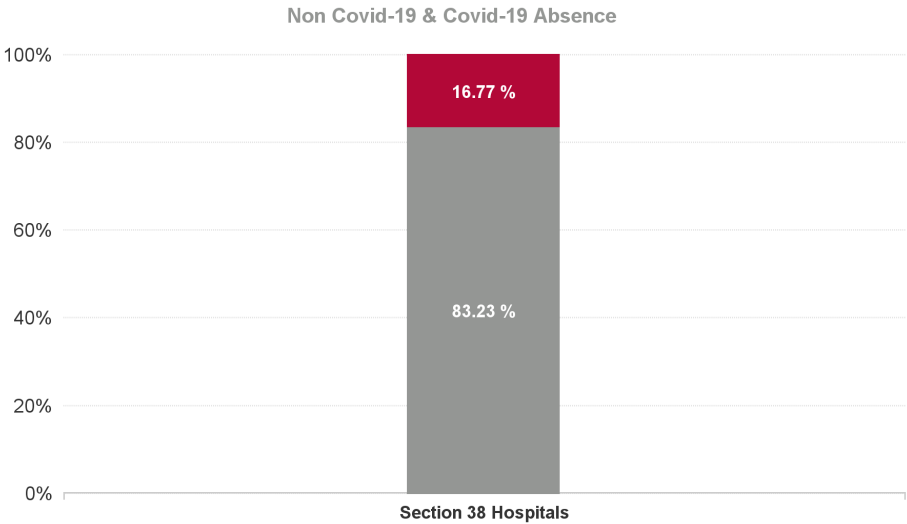
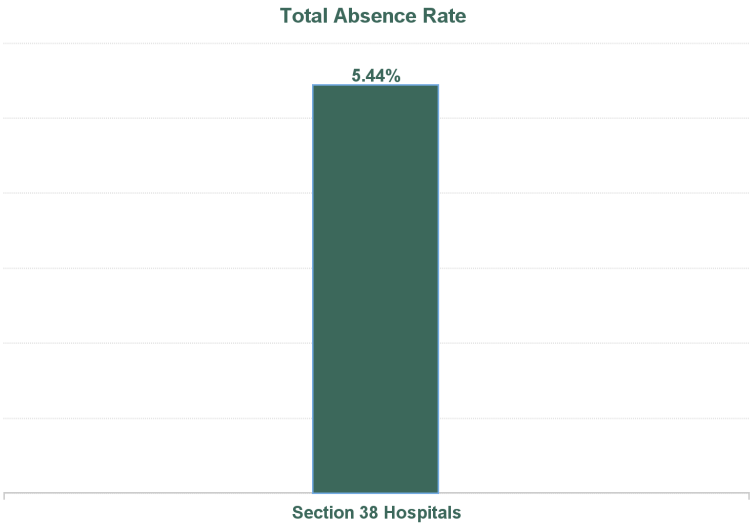


% of Absence Non Covid-19 / Covid-19



June 2024

Health Service Absence Rate - by Admin : Jun 2024	Certified absence	Self-certified absence	Non Covid-19 absence	Covid-19 absence	Total absence rate	Medical & Dental	Nursing & Midwifery	Health & Social Care Professionals	Management & Administrative	General Support	Patient & Client Care
Children's Health Ireland	3.99%	0.54%	4.53%	0.91%	5.44%	1.63%	5.83%	5.59%	5.78%	9.27%	8.18%
CHI at Connolly	6.33%	0.41%	6.74%	0.85%	7.59%	0.00%	5.84%	5.28%	14.86%	0.00%	16.49%
CHI at Crumlin	3.86%	0.59%	4.45%	0.89%	5.34%	2.08%	5.04%	5.22%	6.84%	8.96%	6.74%
CHI at Tallaght	3.72%	0.47%	4.19%	0.89%	5.08%	2.95%	4.71%	4.38%	9.13%	0.00%	12.06%
CHI at Temple Street	4.51%	0.53%	5.04%	1.09%	6.13%	0.77%	7.60%	6.96%	5.67%	10.14%	9.53%
CHI Corporate	0.13%	0.13%	0.26%	0.00%	0.26%	0.00%	0.00%	0.00%	0.31%		
CHI Programme	1.43%	0.20%	1.63%	0.12%	1.75%	0.00%	0.00%	1.49%	1.72%	20.15%	
Section 38 Hospitals	3.99%	0.54%	4.53%	0.91%	5.44%	1.63%	5.83%	5.59%	5.78%	9.27%	8.18%



Health Service Absence Rate - by Staff Category: Jun 2024	Certified absence	Self-certified absence	Non Covid-19 absence	Covid-19 absence	Total absence rate	% Non Covid-19 absence	% Covid-19 absence
<b>CHI at Connolly</b>	<b>6.33%</b>	<b>0.41%</b>	<b>6.74%</b>	<b>0.85%</b>	<b>7.59%</b>	<b>88.82%</b>	<b>11.18%</b>
Medical & Dental	0.00%	0.00%	0.00%	0.00%	0.00%		
Nursing & Midwifery	4.26%	0.82%	5.08%	0.76%	5.84%	87.03%	12.97%
Health & Social Care Professionals	4.26%	0.17%	4.43%	0.85%	5.28%	83.87%	16.13%
Management & Administrative	12.89%	0.16%	13.05%	1.80%	14.86%	87.87%	12.13%
General Support	0.00%	0.00%	0.00%	0.00%	0.00%		
Patient & Client Care	15.49%	1.00%	16.49%	0.00%	16.49%	100.00%	

Health Service Absence Rate - by Staff Category: Jun 2024	Certified absence	Self-certified absence	Non Covid-19 absence	Covid-19 absence	Total absence rate	% Non Covid-19 absence	% Covid-19 absence
<b>CHI at Crumlin</b>	<b>3.86%</b>	<b>0.59%</b>	<b>4.45%</b>	<b>0.89%</b>	<b>5.34%</b>	<b>83.30%</b>	<b>16.70%</b>
Medical & Dental	1.18%	0.16%	1.34%	0.74%	2.08%	64.26%	35.74%
Nursing & Midwifery	3.70%	0.73%	4.43%	0.61%	5.04%	87.95%	12.05%
Health & Social Care Professionals	3.28%	0.49%	3.78%	1.44%	5.22%	72.44%	27.56%
Management & Administrative	5.40%	0.30%	5.70%	1.14%	6.84%	83.38%	16.62%
General Support	6.71%	0.82%	7.53%	1.43%	8.96%	84.00%	16.00%
Patient & Client Care	4.96%	1.49%	6.45%	0.28%	6.74%	95.78%	4.22%

Health Service Absence Rate - by Staff Category: Jun 2024	Certified absence	Self-certified absence	Non Covid-19 absence	Covid-19 absence	Total absence rate	% Non Covid-19 absence	% Covid-19 absence
<b>CHI at Tallaght</b>	<b>3.72%</b>	<b>0.47%</b>	<b>4.19%</b>	<b>0.89%</b>	<b>5.08%</b>	<b>82.42%</b>	<b>17.58%</b>
Medical & Dental	1.37%	0.53%	1.91%	1.04%	2.95%	64.70%	35.30%
Nursing & Midwifery	3.46%	0.34%	3.80%	0.91%	4.71%	80.66%	19.34%
Health & Social Care Professionals	2.83%	0.77%	3.60%	0.77%	4.38%	82.35%	17.65%
Management & Administrative	7.52%	0.68%	8.20%	0.93%	9.13%	89.81%	10.19%
General Support	0.00%	0.00%	0.00%	0.00%	0.00%		
Patient & Client Care	11.50%	0.56%	12.06%	0.00%	12.06%	100.00%	

Health Service Absence Rate - by Staff Category: Jun 2024	Certified absence	Self-certified absence	Non Covid-19 absence	Covid-19 absence	Total absence rate	% Non Covid-19 absence	% Covid-19 absence
<b>CHI at Temple Street</b>	<b>4.51%</b>	<b>0.53%</b>	<b>5.04%</b>	<b>1.09%</b>	<b>6.13%</b>	<b>82.22%</b>	<b>17.78%</b>
Medical & Dental	0.53%	0.24%	0.77%	0.00%	0.77%	100.00%	
Nursing & Midwifery	5.43%	0.87%	6.30%	1.30%	7.60%	82.90%	17.10%
Health & Social Care Professionals	3.84%	0.16%	4.00%	2.96%	6.96%	57.44%	42.56%
Management & Administrative	5.19%	0.32%	5.51%	0.16%	5.67%	97.11%	2.89%
General Support	9.62%	0.51%	10.14%	0.00%	10.14%	100.00%	
Patient & Client Care	5.78%	0.70%	6.47%	3.05%	9.53%	67.94%	32.06%

Health Service Absence Rate - by Staff Category: Jun 2024	Certified absence	Self-certified absence	Non Covid-19 absence	Covid-19 absence	Total absence rate	% Non Covid-19 absence	% Covid-19 absence
<b>CHI Corporate</b>	<b>0.13%</b>	<b>0.13%</b>	<b>0.26%</b>	<b>0.00%</b>	<b>0.26%</b>	<b>100.00%</b>	
Medical & Dental	0.00%	0.00%	0.00%	0.00%	0.00%		
Nursing & Midwifery	0.00%	0.00%	0.00%	0.00%	0.00%		
Health & Social Care Professionals	0.00%	0.00%	0.00%	0.00%	0.00%		
Management & Administrative	0.16%	0.16%	0.31%	0.00%	0.31%	100.00%	
General Support							
Patient & Client Care							

Health Service Absence Rate - by Staff Category: Jun 2024	Certified absence	Self-certified absence	Non Covid-19 absence	Covid-19 absence	Total absence rate	% Non Covid-19 absence	% Covid-19 absence
<b>CHI Programme</b>	<b>1.43%</b>	<b>0.20%</b>	<b>1.63%</b>	<b>0.12%</b>	<b>1.75%</b>	<b>93.10%</b>	<b>6.90%</b>
Medical & Dental	0.00%	0.00%	0.00%	0.00%	0.00%		
Nursing & Midwifery	0.00%	0.00%	0.00%	0.00%	0.00%		
Health & Social Care Professionals	0.00%	0.00%	0.00%	1.49%	1.49%		100.00%
Management & Administrative	1.47%	0.24%	1.72%	0.00%	1.72%	100.00%	
General Support	20.15%	0.00%	20.15%	0.00%	20.15%	100.00%	
Patient & Client Care							

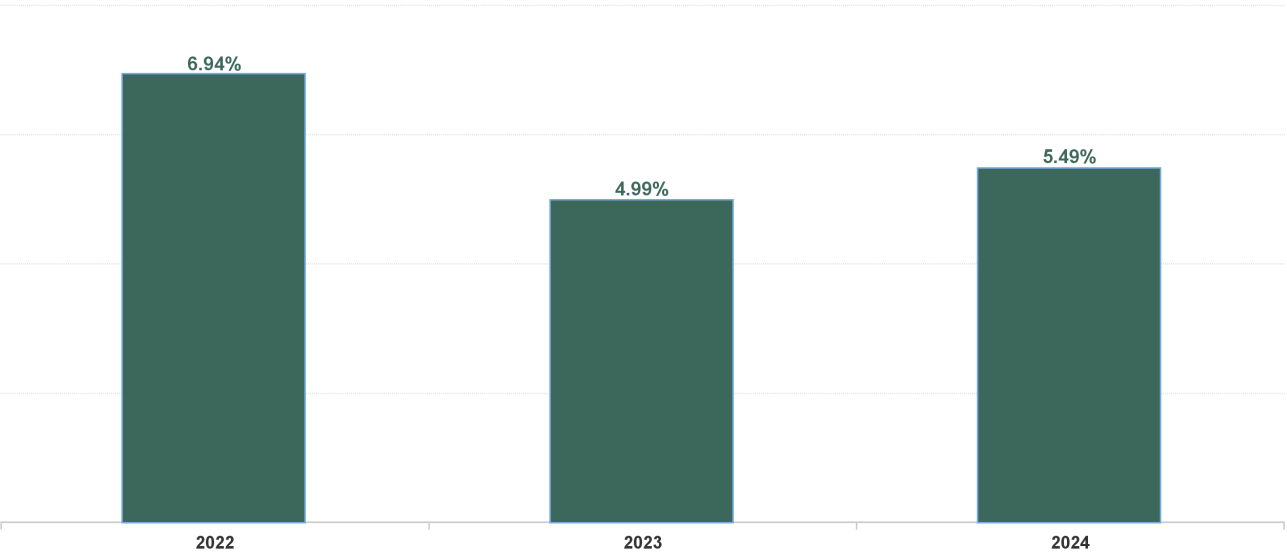




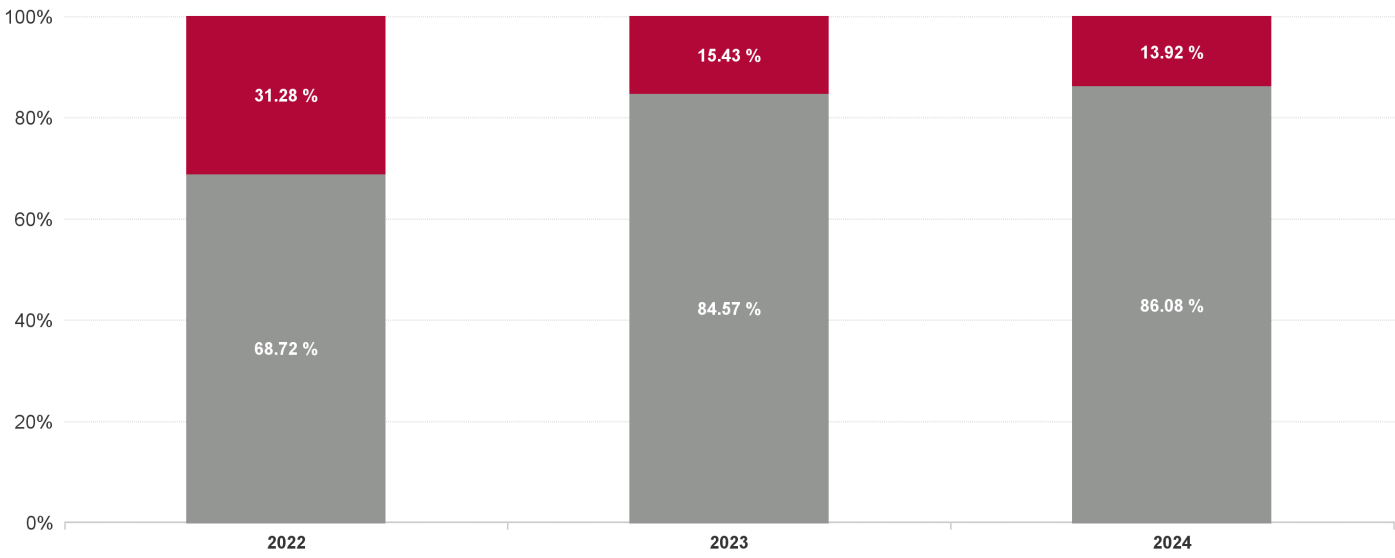
Year / Month	Certified absence	Self-certified absence	Non Covid-19 absence	Covid-19 absence	Total absence rate	Medical & Dental	Nursing & Midwifery	Health & Social Care Professionals	Management & Administrative	General Support	Patient & Client Care
Jun 2024	3.99%	0.54%	4.53%	0.91%	5.44%	1.63%	5.83%	5.59%	5.78%	9.27%	8.18%
May 2024	4.03%	0.62%	4.64%	0.62%	5.26%	1.46%	5.93%	5.30%	5.42%	8.13%	8.47%
Apr 2024	3.85%	0.55%	4.40%	0.50%	4.90%	1.29%	5.28%	5.60%	5.36%	7.46%	6.93%
Mar 2024	4.06%	0.64%	4.70%	0.61%	5.31%	1.52%	5.83%	5.74%	6.08%	8.33%	5.89%
Feb 2024	4.20%	0.59%	4.78%	0.65%	5.44%	1.47%	5.95%	4.34%	7.13%	8.16%	7.43%
Jan 2024	4.62%	0.61%	5.23%	1.25%	6.47%	1.60%	6.98%	6.30%	7.70%	8.63%	10.90%
2024	4.13%	0.59%	4.72%	0.76%	5.49%	1.49%	5.99%	5.49%	6.26%	8.32%	8.04%
Dec 2023	4.74%	0.75%	5.50%	0.92%	6.42%	1.29%	7.22%	6.46%	7.58%	7.27%	9.39%
Nov 2023	4.05%	0.66%	4.71%	0.72%	5.43%	1.17%	6.14%	5.71%	5.93%	7.40%	7.89%
Oct 2023	3.67%	0.58%	4.25%	0.81%	5.05%	1.55%	5.44%	4.99%	5.82%	7.06%	7.43%
Sep 2023	3.47%	0.53%	3.99%	0.94%	4.93%	1.66%	6.13%	3.83%	4.80%	7.17%	7.98%
Aug 2023	3.52%	0.50%	4.02%	0.87%	4.88%	1.52%	5.89%	4.67%	4.17%	7.84%	8.65%
Jul 2023	3.84%	0.50%	4.35%	0.66%	5.01%	1.55%	6.49%	4.92%	3.84%	7.29%	8.21%
Jun 2023	3.35%	0.39%	3.74%	0.78%	4.52%	1.77%	5.45%	4.67%	3.68%	6.24%	7.15%
May 2023	3.24%	0.38%	3.62%	0.88%	4.50%	1.48%	5.56%	4.24%	4.49%	5.93%	5.38%
Apr 2023	3.62%	0.44%	4.06%	0.64%	4.70%	0.64%	6.45%	3.93%	4.76%	4.99%	5.90%
Mar 2023	3.69%	0.55%	4.24%	0.67%	4.91%	1.25%	6.11%	4.22%	5.04%	6.59%	7.32%
Feb 2023	3.11%	0.50%	3.62%	0.54%	4.15%	1.38%	5.37%	3.67%	3.24%	5.74%	7.16%
Jan 2023	3.98%	0.54%	4.52%	0.77%	5.29%	1.01%	7.07%	5.00%	4.25%	6.49%	9.30%
2023	3.70%	0.53%	4.22%	0.77%	4.99%	1.36%	6.11%	4.70%	4.81%	6.68%	7.66%
Dec 2022	4.80%	0.80%	5.61%	1.25%	6.86%	1.93%	8.98%	6.14%	5.81%	8.44%	10.24%
Nov 2022	3.85%	0.60%	4.46%	0.96%	5.42%	2.11%	6.76%	5.21%	4.76%	7.09%	7.42%
Oct 2022	4.19%	0.71%	4.91%	1.22%	6.13%	1.94%	7.25%	6.37%	6.24%	7.33%	8.69%
Sep 2022	4.21%	0.65%	4.85%	1.09%	5.94%	1.94%	6.88%	4.89%	6.05%	11.26%	9.13%
Aug 2022	4.32%	0.68%	5.00%	0.98%	5.98%	1.56%	7.07%	6.03%	5.47%	10.54%	9.49%
Jul 2022	4.20%	0.53%	4.73%	2.01%	6.74%	1.59%	9.14%	5.74%	5.71%	7.78%	10.82%
Jun 2022	3.99%	0.62%	4.61%	2.25%	6.86%	1.05%	9.61%	6.42%	5.43%	7.51%	10.74%
May 2022	3.89%	0.66%	4.55%	1.22%	5.77%	1.41%	6.93%	5.27%	5.92%	8.47%	8.60%
Apr 2022	4.30%	0.58%	4.88%	2.01%	6.89%	1.10%	8.70%	5.94%	6.97%	9.58%	12.04%
Mar 2022	4.23%	0.64%	4.87%	4.13%	8.99%	1.50%	11.57%	9.05%	8.61%	10.33%	13.82%
Feb 2022	3.87%	0.58%	4.45%	3.64%	8.09%	1.67%	10.83%	7.33%	6.48%	11.56%	13.99%
Jan 2022	3.90%	0.47%	4.38%	5.31%	9.68%	2.65%	12.24%	8.41%	8.75%	13.43%	15.91%
2022	4.14%	0.63%	4.77%	2.17%	6.94%	1.70%	8.82%	6.42%	6.35%	9.40%	10.89%
Dec 2021	3.97%	0.74%	4.70%	3.15%	7.85%	2.03%	10.30%	7.33%	6.65%	9.91%	11.41%
Nov 2021	4.65%	0.94%	5.59%	2.51%	8.10%	2.53%	10.10%	7.19%	8.32%	8.38%	12.15%
Oct 2021	4.42%	0.87%	5.29%	1.64%	6.94%	1.92%	7.95%	5.54%	7.17%	12.25%	12.26%
Sep 2021	3.96%	0.65%	4.61%	0.97%	5.58%	1.58%	7.22%	4.38%	4.82%	9.64%	8.73%
Aug 2021	4.28%	0.54%	4.82%	1.00%	5.83%	2.36%	6.32%	4.84%	6.05%	9.46%	10.53%
Jul 2021	4.09%	0.52%	4.61%	0.52%	5.13%	2.05%	6.35%	4.06%	5.34%	7.04%	5.27%
Jun 2021	3.76%	0.42%	4.18%	0.41%	4.58%	1.41%	5.65%	3.38%	5.04%	5.41%	6.45%
May 2021	3.18%	0.33%	3.52%	0.68%	4.20%	2.13%	5.39%	3.04%	3.88%	5.89%	4.39%
Apr 2021	2.98%	0.38%	3.37%	0.94%	4.30%	2.71%	5.65%	2.99%	2.76%	7.04%	6.48%
Mar 2021	2.72%	0.29%	3.01%	1.10%	4.12%	2.23%	4.87%	2.40%	4.70%	6.86%	4.54%
Feb 2021	2.75%	0.38%	3.12%	1.39%	4.51%	1.66%	5.39%	3.27%	5.13%	7.42%	4.69%
Jan 2021	3.06%	0.37%	3.43%	4.14%	7.57%	2.98%	9.86%	5.13%	6.90%	12.98%	9.57%
2021	3.66%	0.54%	4.20%	1.54%	5.74%	2.14%	7.13%	4.47%	5.57%	8.48%	7.97%

Year / Month	Certified absence	Self-certified absence	Non Covid-19 absence	Covid-19 absence	Total absence rate	CHI at Connolly	CHI at Crumlin	CHI at Tallaght	CHI at Temple Street	CHI Corporate	CHI Programme	Children's Health Ireland
Jun 2024	3.99%	0.54%	4.53%	0.91%	5.44%	7.59%	5.34%	5.08%	6.13%	0.26%	1.75%	5.44%
May 2024	4.03%	0.62%	4.64%	0.62%	5.26%	6.78%	5.14%	5.31%	6.24%	1.14%	2.49%	5.26%
Apr 2024	3.85%	0.55%	4.40%	0.50%	4.90%	5.25%	4.92%	3.97%	5.62%	0.43%	1.70%	4.90%
Mar 2024	4.06%	0.64%	4.70%	0.61%	5.31%	6.87%	5.62%	4.16%	5.51%	0.32%	2.22%	5.31%
Feb 2024	4.20%	0.59%	4.78%	0.65%	5.44%	6.11%	5.82%	3.99%	5.50%	3.12%	2.58%	5.44%
Jan 2024	4.62%	0.61%	5.23%	1.25%	6.47%	8.62%	7.43%	4.13%	5.78%	1.72%	3.06%	6.47%
2024	4.13%	0.59%	4.72%	0.76%	5.49%	6.89%	5.74%	4.44%	5.79%	1.19%	2.32%	5.49%
Dec 2023	4.74%	0.75%	5.50%	0.92%	6.42%	8.62%	6.94%	4.89%	6.25%	2.94%	2.84%	6.42%
Nov 2023	4.05%	0.66%	4.71%	0.72%	5.43%	4.66%	5.70%	4.73%	5.80%	0.00%	2.39%	5.43%
Oct 2023	3.67%	0.58%	4.25%	0.81%	5.05%	6.18%	5.30%	6.25%	5.04%	0.34%	0.60%	5.05%
Sep 2023	3.47%	0.53%	3.99%	0.94%	4.93%	3.60%	4.92%	6.53%	5.60%	0.12%	0.00%	4.93%
Aug 2023	3.52%	0.50%	4.02%	0.87%	4.88%	4.09%	5.43%	4.46%	4.95%	0.25%	0.10%	4.88%
Jul 2023	3.84%	0.50%	4.35%	0.66%	5.01%	6.05%	5.09%	3.89%	5.75%	2.32%	0.06%	5.01%
Jun 2023	3.35%	0.39%	3.74%	0.78%	4.52%	4.94%	4.77%	3.41%	4.95%	0.42%	0.00%	4.52%
May 2023	3.24%	0.38%	3.62%	0.88%	4.50%	4.32%	4.62%	4.71%	4.59%	2.26%	1.60%	4.50%
Apr 2023	3.62%	0.44%	4.06%	0.64%	4.70%	4.93%	5.07%	3.59%	4.54%	2.58%	2.52%	4.70%
Mar 2023	3.69%	0.55%	4.24%	0.67%	4.91%	8.11%	5.17%	3.88%	4.76%	0.00%	2.10%	4.91%
Feb 2023	3.11%	0.50%	3.62%	0.54%	4.15%	6.01%	4.52%	3.45%	3.95%	0.00%	0.46%	4.15%
Jan 2023	3.98%	0.54%	4.52%	0.77%	5.29%	7.40%	5.11%	6.96%	5.50%	0.10%	1.48%	5.29%
2023	3.70%	0.53%	4.22%	0.77%	4.99%	5.74%	5.22%	4.76%	5.15%	0.94%	1.10%	4.99%
Dec 2022	4.80%	0.80%	5.61%	1.25%	6.86%	7.54%	7.53%	8.87%	5.97%	1.11%	1.04%	6.86%
Nov 2022	3.85%	0.60%	4.46%	0.96%	5.42%	4.80%	6.02%	5.50%	4.82%	0.12%	3.04%	5.42%
Oct 2022	4.19%	0.71%	4.91%	1.22%	6.13%	6.18%	6.03%	6.85%	6.47%	0.74%	3.40%	6.13%
Sep 2022	4.21%	0.65%	4.85%	1.09%	5.94%	3.35%	5.98%	6.90%	6.37%	0.00%	2.22%	5.94%
Aug 2022	4.32%	0.68%	5.00%	0.98%	5.98%	3.47%	5.98%	5.12%	6.91%	0.00%	1.58%	5.98%
Jul 2022	4.20%	0.53%	4.73%	2.01%	6.74%	5.75%	7.19%	4.63%	6.88%	1.13%	2.84%	6.74%
Jun 2022	3.99%	0.62%	4.61%	2.25%	6.86%	5.52%	7.07%	7.17%	7.09%	0.00%	1.92%	6.86%
May 2022	3.89%	0.66%	4.55%	1.22%	5.77%	3.16%	5.75%	7.63%	6.00%	0.00%	2.41%	5.77%
Apr 2022	4.30%	0.58%	4.88%	2.01%	6.89%	5.03%	6.80%	7.61%	7.41%	1.07%	2.73%	6.89%
Mar 2022	4.23%	0.64%	4.87%	4.13%	8.99%	9.31%	8.56%	10.16%	10.13%	0.00%	2.16%	8.99%
Feb 2022	3.87%	0.58%	4.45%	3.64%	8.09%	7.51%	8.04%	8.64%	8.72%	1.11%	0.72%	8.09%
Jan 2022	3.90%	0.47%	4.38%	5.31%	9.68%	8.31%	9.08%	10.51%	11.27%	0.00%	0.95%	9.68%
2022	4.14%	0.63%	4.77%	2.17%	6.94%	5.82%	6.99%	7.50%	7.35%	0.44%	2.10%	6.94%
Dec 2021	3.97%	0.74%	4.70%	3.15%	7.85%	9.66%	7.79%	7.42%	8.57%	0.00%	0.00%	7.85%
Nov 2021	4.65%	0.94%	5.59%	2.51%	8.10%	7.28%	8.25%	6.84%	8.85%	0.00%	0.70%	8.10%
Oct 2021	4.42%	0.87%	5.29%	1.64%	6.94%	7.64%	6.85%	6.62%	7.53%	3.16%	0.76%	6.94%
Sep 2021	3.96%	0.65%	4.61%	0.97%	5.58%	7.09%	5.82%	6.04%	5.33%	3.93%	0.60%	5.58%
Aug 2021	4.28%	0.54%	4.82%	1.00%	5.83%	8.05%	5.16%	6.01%	6.99%	4.29%	3.20%	5.83%
Jul 2021	4.09%	0.52%	4.61%	0.52%	5.13%	7.59%	5.22%	5.19%	4.95%	0.78%	4.23%	5.13%
Jun 2021	3.76%	0.42%	4.18%	0.41%	4.58%	6.52%	4.33%	5.65%	4.86%	0.00%	2.05%	4.58%
May 2021	3.18%	0.33%	3.52%	0.68%	4.20%	4.98%	4.02%	3.93%	4.47%	7.05%	2.23%	4.20%
Apr 2021	2.98%	0.38%	3.37%	0.94%	4.30%	3.63%	4.09%	5.72%	4.44%	5.15%	3.31%	4.30%
Mar 2021	2.72%	0.29%	3.01%	1.10%	4.12%	3.46%	3.92%	4.52%	4.45%	5.61%	1.97%	4.12%
Feb 2021	2.75%	0.38%	3.12%	1.39%	4.51%	2.98%	4.35%	6.12%	4.66%	10.61%	0.41%	4.51%
Jan 2021	3.06%	0.37%	3.43%	4.14%	7.57%	4.55%	6.98%	9.52%	8.37%	8.93%	1.72%	7.57%
2021	3.66%	0.54%	4.20%	1.54%	5.74%	6.08%	5.60%	6.14%	6.11%	3.61%	1.70%	5.74%

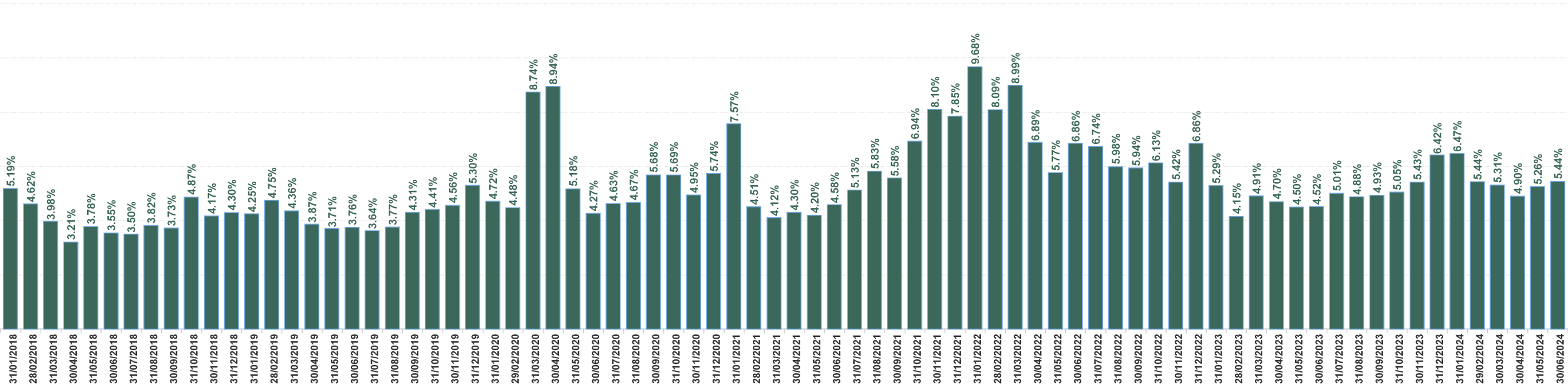
Total Absence Rate



% of Absence Non Covid-19 / Covid-19



Total Absence Rate



Year / Month	Certified absence	Self-certified absence	Non Covid-19 absence	Covid-19 absence	Total absence rate	Section 38 Hospitals	Children's Health Ireland
Jun 2024	3.99%	0.54%	4.53%	0.91%	5.44%	5.44%	5.44%
May 2024	4.03%	0.62%	4.64%	0.62%	5.26%	5.26%	5.26%
Apr 2024	3.85%	0.55%	4.40%	0.50%	4.90%	4.90%	4.90%
Mar 2024	4.06%	0.64%	4.70%	0.61%	5.31%	5.31%	5.31%
Feb 2024	4.20%	0.59%	4.78%	0.65%	5.44%	5.44%	5.44%
Jan 2024	4.62%	0.61%	5.23%	1.25%	6.47%	6.47%	6.47%
2024	4.13%	0.59%	4.72%	0.76%	5.49%	5.49%	5.49%
Dec 2023	4.74%	0.75%	5.50%	0.92%	6.42%	6.42%	6.42%
Nov 2023	4.05%	0.66%	4.71%	0.72%	5.43%	5.43%	5.43%
Oct 2023	3.67%	0.58%	4.25%	0.81%	5.05%	5.05%	5.05%
Sep 2023	3.47%	0.53%	3.99%	0.94%	4.93%	4.93%	4.93%
Aug 2023	3.52%	0.50%	4.02%	0.87%	4.88%	4.88%	4.88%
Jul 2023	3.84%	0.50%	4.35%	0.66%	5.01%	5.01%	5.01%
Jun 2023	3.35%	0.39%	3.74%	0.78%	4.52%	4.52%	4.52%
May 2023	3.24%	0.38%	3.62%	0.88%	4.50%	4.50%	4.50%
Apr 2023	3.62%	0.44%	4.06%	0.64%	4.70%	4.70%	4.70%
Mar 2023	3.69%	0.55%	4.24%	0.67%	4.91%	4.91%	4.91%
Feb 2023	3.11%	0.50%	3.62%	0.54%	4.15%	4.15%	4.15%
Jan 2023	3.98%	0.54%	4.52%	0.77%	5.29%	5.29%	5.29%
2023	3.70%	0.53%	4.22%	0.77%	4.99%	4.99%	4.99%
Dec 2022	4.80%	0.80%	5.61%	1.25%	6.86%	6.86%	6.86%
Nov 2022	3.85%	0.60%	4.46%	0.96%	5.42%	5.42%	5.42%
Oct 2022	4.19%	0.71%	4.91%	1.22%	6.13%	6.13%	6.13%
Sep 2022	4.21%	0.65%	4.85%	1.09%	5.94%	5.94%	5.94%
Aug 2022	4.32%	0.68%	5.00%	0.98%	5.98%	5.98%	5.98%
Jul 2022	4.20%	0.53%	4.73%	2.01%	6.74%	6.74%	6.74%
Jun 2022	3.99%	0.62%	4.61%	2.25%	6.86%	6.86%	6.86%
May 2022	3.89%	0.66%	4.55%	1.22%	5.77%	5.77%	5.77%
Apr 2022	4.30%	0.58%	4.88%	2.01%	6.89%	6.89%	6.89%
Mar 2022	4.23%	0.64%	4.87%	4.13%	8.99%	8.99%	8.99%

Feb 2022	3.87%	0.58%	4.45%	3.64%	8.09%	8.09%	8.09%
Jan 2022	3.90%	0.47%	4.38%	5.31%	9.68%	9.68%	9.68%
2022	4.14%	0.63%	4.77%	2.17%	6.94%	6.94%	6.94%
Dec 2021	3.97%	0.74%	4.70%	3.15%	7.85%	7.85%	7.85%
Nov 2021	4.65%	0.94%	5.59%	2.51%	8.10%	8.10%	8.10%
Oct 2021	4.42%	0.87%	5.29%	1.64%	6.94%	6.94%	6.94%
Sep 2021	3.96%	0.65%	4.61%	0.97%	5.58%	5.58%	5.58%
Aug 2021	4.28%	0.54%	4.82%	1.00%	5.83%	5.83%	5.83%
Jul 2021	4.09%	0.52%	4.61%	0.52%	5.13%	5.13%	5.13%
Jun 2021	3.76%	0.42%	4.18%	0.41%	4.58%	4.58%	4.58%
May 2021	3.18%	0.33%	3.52%	0.68%	4.20%	4.20%	4.20%
Apr 2021	2.98%	0.38%	3.37%	0.94%	4.30%	4.30%	4.30%
Mar 2021	2.72%	0.29%	3.01%	1.10%	4.12%	4.12%	4.12%
Feb 2021	2.75%	0.38%	3.12%	1.39%	4.51%	4.51%	4.51%
Jan 2021	3.06%	0.37%	3.43%	4.14%	7.57%	7.57%	7.57%
2021	3.66%	0.54%	4.20%	1.54%	5.74%	5.74%	5.74%

