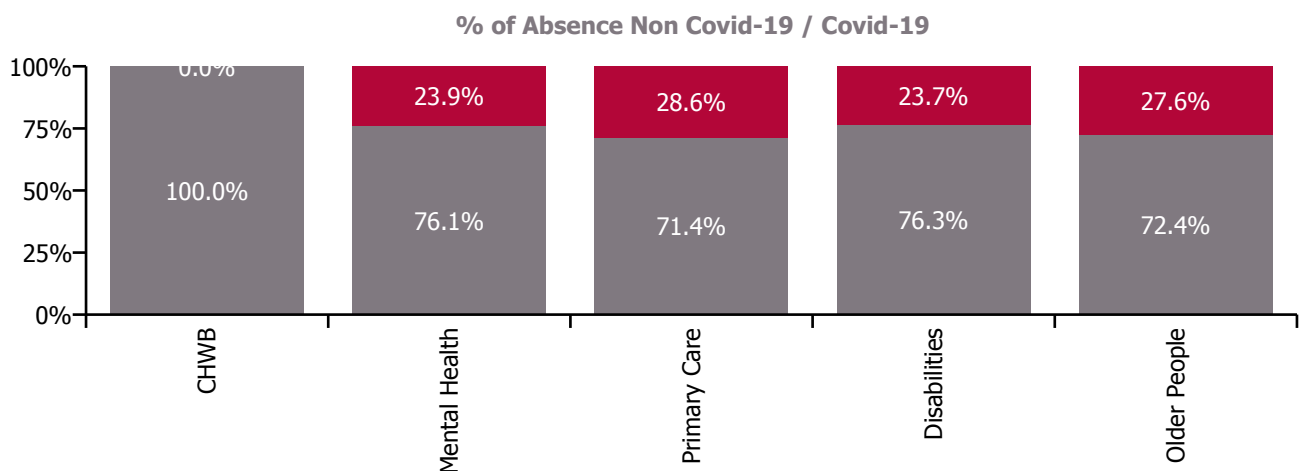
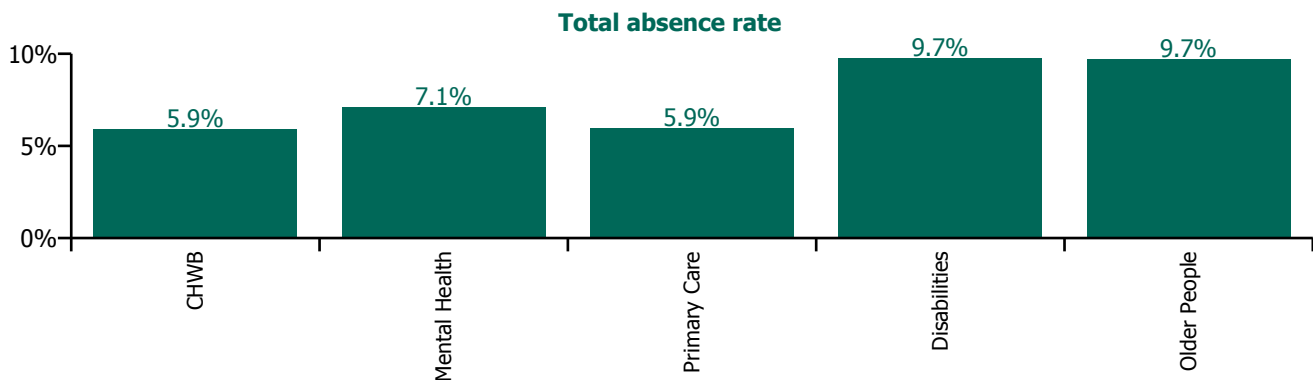


April 2022

Health Service Absence Rate - by Staff Category: Apr 2022	Certified absence	Self-certified absence	Non Covid-19 absence	Covid-19 absence	Total absence rate	% Non Covid-19 absence	% Covid-19 absence
CHO 1	5.7%	0.4%	6.1%	2.1%	8.2%	74.3%	25.7%
Medical & Dental	0.8%	0.1%	0.9%	0.6%	1.5%	61.3%	38.7%
Nursing & Midwifery	6.7%	0.5%	7.2%	2.3%	9.5%	75.8%	24.2%
Health & Social Care Professionals	2.6%	0.2%	2.9%	1.3%	4.2%	68.9%	31.1%
Management & Administrative	4.4%	0.3%	4.6%	1.3%	6.0%	77.8%	22.2%
General Support	7.0%	0.4%	7.3%	1.7%	9.0%	81.6%	18.4%
Patient & Client Care	6.4%	0.5%	6.9%	2.8%	9.7%	71.5%	28.5%


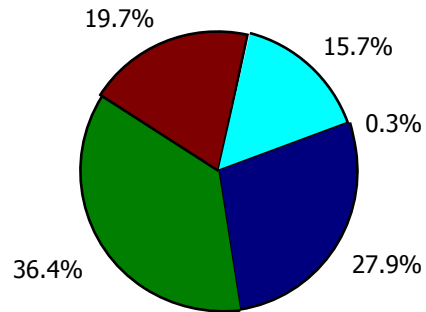
Health Service Absence Rate - by Care Group: Apr 2022	Certified absence	Self-certified absence	Non Covid-19 absence	Covid-19 absence	Total absence rate	% Non Covid-19 absence	% Covid-19 absence
CHO 1	5.7%	0.4%	6.1%	2.1%	8.2%	74.3%	25.7%
Community Health & Wellbeing	5.1%	0.8%	5.9%	0.0%	5.9%	100.0%	0.0%
Mental Health	5.0%	0.4%	5.4%	1.7%	7.1%	76.1%	23.9%
Primary Care	4.0%	0.3%	4.2%	1.7%	5.9%	71.4%	28.6%
Disabilities	6.9%	0.5%	7.4%	2.3%	9.7%	76.3%	23.7%
Older People	6.6%	0.4%	7.0%	2.7%	9.7%	72.4%	27.6%



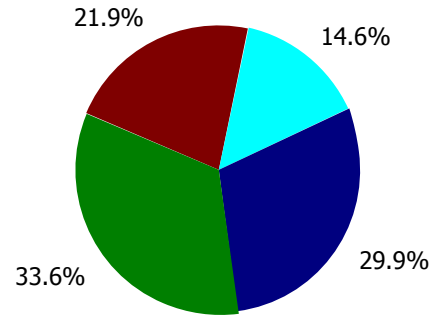
April 2022

Health Service Absence Rate - by Care Group: Apr 2022	Medical & Dental	Nursing & Midwifery	Health & Social Care Professionals	Management & Administrative	General Support	Patient & Client Care	Certified absence	Self-certified absence	Non Covid-19 absence	Covid-19 absence	Total absence rate
CHO 1	1.5%	9.5%	4.2%	6.0%	9.0%	9.7%	5.7%	0.4%	6.1%	2.1%	8.2%
Community Health & Wellbeing	0.0%			12.4%		1.4%	5.1%	0.8%	5.9%	0.0%	5.9%
Mental Health	1.4%	8.0%	3.3%	7.2%	12.0%	8.1%	5.0%	0.4%	5.4%	1.7%	7.1%
Primary Care	2.0%	8.5%	4.2%	5.9%	6.4%	5.8%	4.0%	0.3%	4.2%	1.7%	5.9%
Disabilities	0.0%	11.3%	5.8%	4.5%	7.8%	10.0%	6.9%	0.5%	7.4%	2.3%	9.7%
Older People	0.0%	9.7%	1.5%	6.1%	9.4%	10.9%	6.6%	0.4%	7.0%	2.7%	9.7%

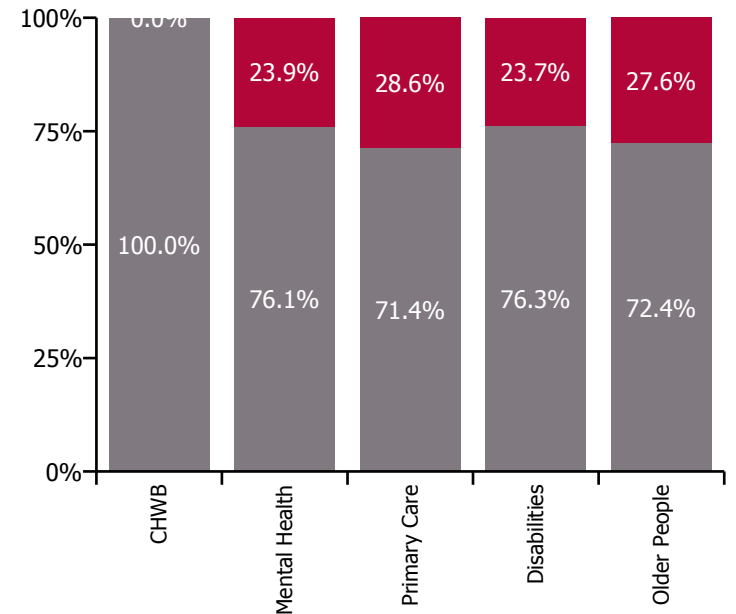
% of total lost hours



% of Covid-19 lost hours

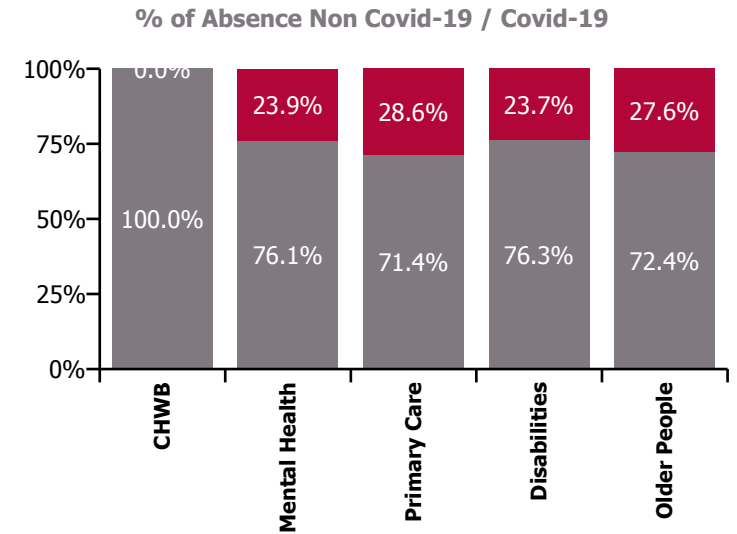
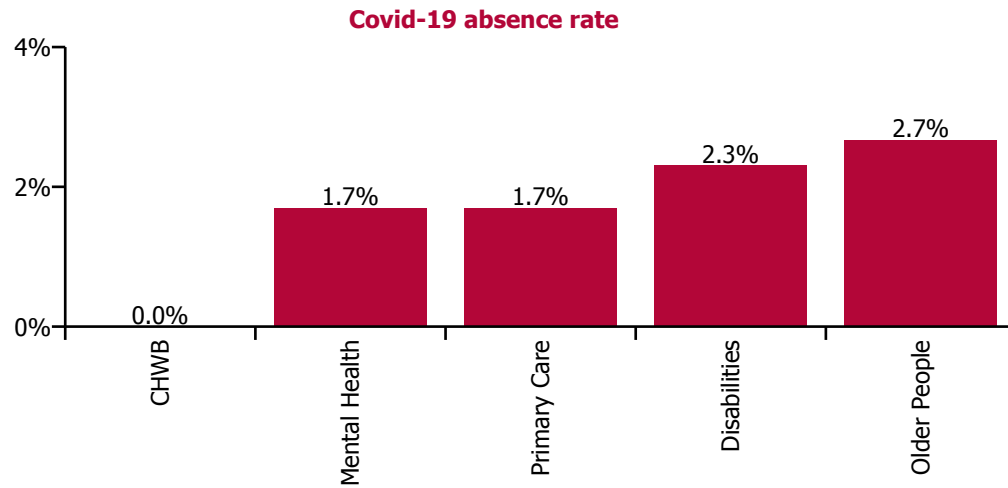


% of Absence Non Covid-19 / Covid-19



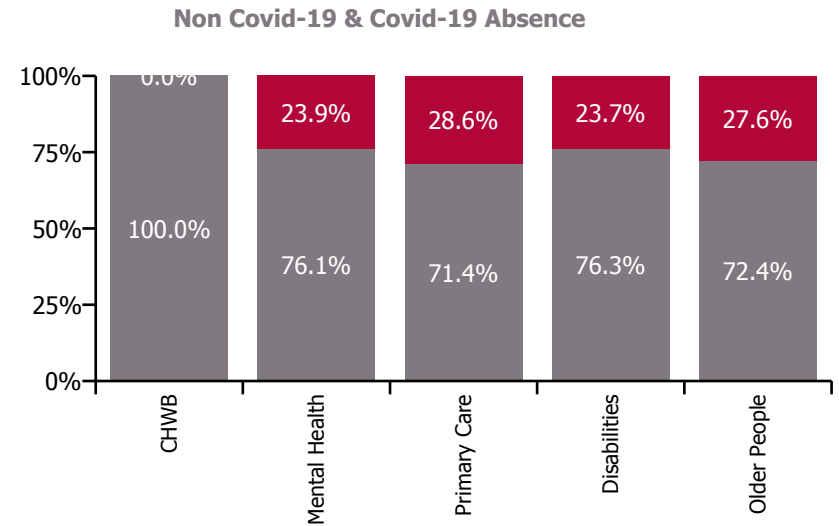
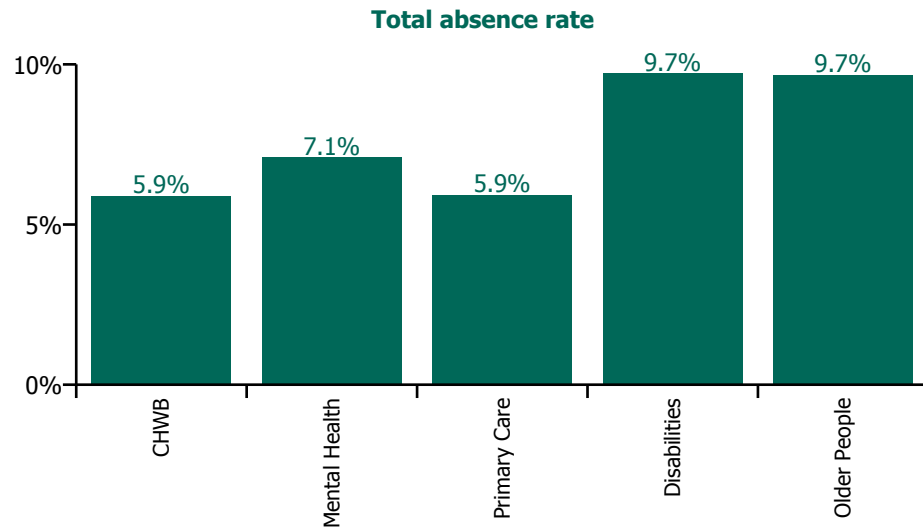
April 2022

Health Service Covid-19 Absence Rate - by Staff Category & Care Group: Apr 2022	Medical & Dental	Nursing & Midwifery	Health & Social Care Professionals	Management & Administrative	General Support	Patient & Client Care	Covid-19 absence	Non Covid-19 absence	Total absence rate
CHO 1	0.6%	2.3%	1.3%	6.0%	1.7%	2.8%	2.1%	6.1%	8.2%
Community Health & Wellbeing	0.0%			12.4%		0.0%	0.0%	5.9%	5.9%
Mental Health	0.4%	2.2%	1.1%	7.2%	1.4%	1.2%	1.7%	5.4%	7.1%
Primary Care	0.9%	2.9%	1.7%	5.9%	1.0%	1.8%	1.7%	4.2%	5.9%
Disabilities	0.0%	2.1%	0.6%	4.5%	0.3%	2.9%	2.3%	7.4%	9.7%
Older People	0.0%	2.2%	0.5%	6.1%	2.7%	3.2%	2.7%	7.0%	9.7%



April 2022

Health Service Absence Rate - by Care Group: Apr 2022	Medical & Dental	Nursing & Midwifery	Health & Social Care Professionals	Management & Administrative	General Support	Patient & Client Care	Certified absence	Self-certified absence	Non Covid-19 absence	Covid-19 absence	Total absence rate
CHO 1	1.5%	9.5%	4.2%	6.0%	9.0%	9.7%	5.7%	0.4%	6.1%	2.1%	8.2%
Health Service Executive	1.5%	9.5%	4.2%	6.0%	9.0%	9.7%	5.7%	0.4%	6.1%	2.1%	8.2%
Community Health & Wellbeing	0.0%			12.4%		1.4%	5.1%	0.8%	5.9%	0.0%	5.9%
Mental Health	1.4%	8.0%	3.3%	7.2%	12.0%	8.1%	5.0%	0.4%	5.4%	1.7%	7.1%
Primary Care	2.0%	8.5%	4.2%	5.9%	6.4%	5.8%	4.0%	0.3%	4.2%	1.7%	5.9%
Disabilities	0.0%	11.3%	5.8%	4.5%	7.8%	10.0%	6.9%	0.5%	7.4%	2.3%	9.7%
Older People	0.0%	9.7%	1.5%	6.1%	9.4%	10.9%	6.6%	0.4%	7.0%	2.7%	9.7%



CHO 1 by Staff Category

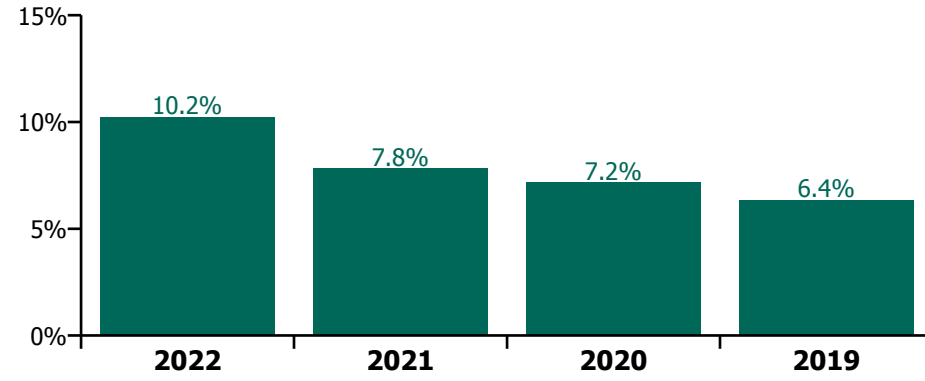
Year/ month	Medical & Dental	Nursing & Midwifery	Health & Social Care Professionals	Management & Administrative	General Support	Patient & Client Care	Certified absence	Self-certified absence	Non Covid-19 absence	Covid-19 absence	Total absence rate
2022	3.3%	11.8%	6.8%	7.0%	12.1%	11.6%	5.2%	0.4%	5.6%	4.6%	10.2%
Apr 2022	1.5%	9.5%	4.2%	6.0%	9.0%	9.7%	5.7%	0.4%	6.1%	2.1%	8.2%
Mar 2022	2.7%	13.8%	8.0%	8.8%	12.5%	13.1%	5.6%	0.4%	6.0%	5.8%	11.8%
Feb 2022	4.9%	10.9%	6.9%	6.2%	11.3%	10.5%	5.1%	0.4%	5.5%	4.0%	9.4%
Jan 2022	4.1%	12.7%	8.1%	7.1%	15.2%	12.9%	4.6%	0.3%	5.0%	6.4%	11.4%
2021	2.5%	8.3%	5.0%	5.6%	9.3%	9.4%	5.5%	0.3%	5.8%	2.0%	7.8%
Dec 2021	2.8%	10.1%	6.0%	6.1%	13.0%	11.3%	5.5%	0.4%	5.9%	3.5%	9.5%
Nov 2021	3.2%	9.3%	6.3%	6.6%	12.4%	11.0%	5.9%	0.6%	6.4%	2.7%	9.1%
Oct 2021	2.3%	8.6%	6.4%	6.5%	11.7%	8.8%	5.7%	0.4%	6.1%	2.0%	8.1%
Sep 2021	3.1%	8.4%	5.8%	5.7%	11.7%	9.0%	5.7%	0.3%	6.1%	1.8%	7.9%
Aug 2021	3.0%	8.6%	5.8%	5.9%	9.5%	9.3%	5.9%	0.3%	6.2%	1.8%	8.0%
Jul 2021	2.7%	7.8%	4.3%	4.4%	9.0%	8.3%	5.6%	0.3%	5.9%	1.1%	7.0%
Jun 2021	2.4%	7.2%	4.5%	5.0%	8.1%	7.8%	5.6%	0.4%	5.9%	0.8%	6.7%
May 2021	1.1%	6.5%	3.4%	4.2%	6.0%	7.1%	4.8%	0.3%	5.1%	0.7%	5.9%
Apr 2021	1.2%	6.4%	3.9%	4.5%	7.4%	7.1%	5.0%	0.2%	5.2%	0.8%	6.0%
Mar 2021	1.9%	6.7%	3.6%	5.2%	6.0%	7.9%	5.2%	0.3%	5.4%	0.9%	6.4%
Feb 2021	2.1%	8.2%	4.7%	5.8%	6.0%	10.2%	5.3%	0.4%	5.7%	2.2%	7.8%
Jan 2021	4.8%	12.3%	5.6%	7.5%	10.5%	14.9%	5.7%	0.2%	5.9%	5.6%	11.5%
2020	3.7%	7.8%	5.0%	5.4%	7.1%	8.2%	5.6%	0.3%	5.9%	1.2%	7.2%
Dec 2020	4.1%	7.7%	4.5%	5.5%	6.5%	8.9%	5.7%	0.3%	6.0%	1.3%	7.3%
Nov 2020	4.1%	7.5%	4.3%	4.6%	6.2%	7.8%	5.4%	0.2%	5.6%	1.1%	6.7%
Oct 2020	6.1%	9.1%	5.1%	5.4%	7.2%	9.2%	5.7%	0.3%	6.0%	2.0%	8.0%
Sep 2020	4.2%	7.9%	5.9%	5.6%	7.3%	8.6%	6.1%	0.3%	6.5%	1.0%	7.4%
Aug 2020	3.3%	6.8%	4.9%	5.0%	6.7%	7.9%	5.9%	0.3%	6.1%	0.5%	6.7%
Jul 2020	2.0%	6.4%	3.5%	4.0%	7.2%	7.2%	5.4%	0.3%	5.6%	0.4%	6.0%
Jun 2020	1.0%	6.1%	3.4%	4.0%	6.7%	7.2%	5.2%	0.2%	5.4%	0.4%	5.8%
May 2020	2.4%	7.8%	3.7%	5.3%	7.3%	9.7%	5.6%	0.2%	5.8%	1.6%	7.5%
Apr 2020	5.4%	11.4%	5.9%	7.4%	8.8%	11.8%	6.0%	0.1%	6.1%	3.9%	10.1%
Mar 2020	6.9%	9.8%	8.5%	7.5%	8.6%	8.7%	6.1%	0.3%	6.3%	2.5%	8.8%
Feb 2020	2.3%	6.4%	4.9%	5.3%	5.9%	5.4%	5.2%	0.4%	5.6%		5.6%
Jan 2020	1.9%	6.4%	5.7%	5.3%	6.1%	6.5%	5.5%	0.6%	6.1%		6.1%

2019	1.7%	7.2%	4.7%	4.9%	6.5%	7.1%	5.9%	0.5%	6.4%		6.4%
Dec 2019	2.4%	7.1%	5.3%	4.5%	7.5%	6.9%	5.8%	0.6%	6.4%		6.4%
Nov 2019	1.4%	6.0%	4.4%	5.1%	5.8%	6.3%	5.2%	0.5%	5.7%		5.7%
Oct 2019	0.7%	5.6%	4.2%	4.5%	5.8%	5.9%	4.8%	0.4%	5.2%		5.2%
Sep 2019	0.8%	6.6%	3.9%	5.4%	7.3%	6.3%	5.5%	0.4%	5.9%		5.9%
Aug 2019	2.0%	7.4%	5.1%	5.2%	6.4%	7.9%	6.5%	0.3%	6.8%		6.8%
Jul 2019	1.5%	7.9%	5.5%	3.6%	7.0%	7.6%	6.4%	0.3%	6.7%		6.7%
Jun 2019	1.2%	7.7%	5.6%	4.5%	6.6%	7.3%	6.3%	0.4%	6.7%		6.7%
May 2019	1.6%	7.2%	4.0%	4.5%	6.5%	6.6%	5.7%	0.4%	6.1%		6.1%
Apr 2019	2.2%	6.9%	4.1%	4.8%	5.4%	7.0%	5.7%	0.4%	6.1%		6.1%
Mar 2019	2.4%	7.3%	5.0%	6.0%	5.6%	6.9%	6.0%	0.4%	6.4%		6.4%
Feb 2019	2.8%	8.9%	3.9%	5.1%	6.5%	7.4%	6.2%	0.8%	7.0%		7.0%
Jan 2019	1.5%	8.4%	5.4%	6.2%	7.1%	8.7%	6.9%	0.7%	7.5%		7.5%

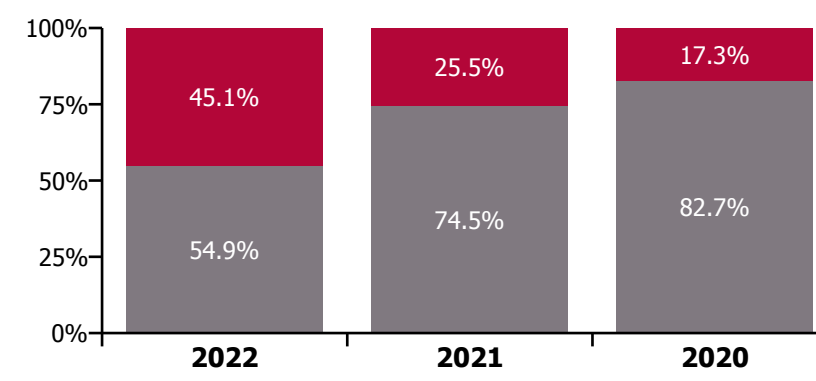
CHO 1 by Care Group

Year/ month	CHWB	Mental Health	Primary Care	Disabilities	Older People	Health Service Executive	Certified absence	Self-certified absence	Non Covid-19 absence	Covid-19 absence	Total absence rate
2022	4.6%	9.3%	7.7%	11.2%	12.6%	10.2%	5.2%	0.4%	5.6%	4.6%	10.2%
Apr 2022	5.9%	7.1%	5.9%	9.7%	9.7%	8.2%	5.7%	0.4%	6.1%	2.1%	8.2%
Mar 2022	4.7%	10.3%	9.3%	13.3%	13.9%	11.8%	5.6%	0.4%	6.0%	5.8%	11.8%
Feb 2022	1.3%	8.7%	7.2%	10.2%	11.7%	9.4%	5.1%	0.4%	5.5%	4.0%	9.4%
Jan 2022	6.8%	11.1%	8.3%	11.6%	14.8%	11.4%	4.6%	0.3%	5.0%	6.4%	11.4%
2021	1.1%	7.0%	5.8%	8.5%	9.8%	7.8%	5.5%	0.3%	5.8%	2.0%	7.8%
Dec 2021	0.3%	9.3%	7.0%	10.2%	11.4%	9.5%	5.5%	0.4%	5.9%	3.5%	9.5%
Nov 2021	3.8%	8.9%	7.4%	9.8%	10.4%	9.1%	5.9%	0.6%	6.4%	2.7%	9.1%
Oct 2021	0.3%	7.7%	7.6%	8.7%	8.4%	8.1%	5.7%	0.4%	6.1%	2.0%	8.1%
Sep 2021	0.2%	8.2%	6.6%	8.3%	8.8%	7.9%	5.7%	0.3%	6.1%	1.8%	7.9%
Aug 2021		8.2%	5.7%	8.9%	9.2%	8.0%	5.9%	0.3%	6.2%	1.8%	8.0%
Jul 2021	1.3%	6.4%	4.7%	8.3%	8.7%	7.0%	5.6%	0.3%	5.9%	1.1%	7.0%
Jun 2021	4.4%	5.3%	5.1%	7.1%	8.9%	6.7%	5.6%	0.4%	5.9%	0.8%	6.7%
May 2021		4.6%	4.3%	6.6%	7.7%	5.9%	4.8%	0.3%	5.1%	0.7%	5.9%
Apr 2021		4.4%	4.4%	6.2%	8.7%	6.0%	5.0%	0.2%	5.2%	0.8%	6.0%
Mar 2021		5.3%	4.3%	7.1%	8.3%	6.4%	5.2%	0.3%	5.4%	0.9%	6.4%
Feb 2021	0.3%	6.2%	4.8%	8.5%	11.3%	7.8%	5.3%	0.4%	5.7%	2.2%	7.8%
Jan 2021	2.0%	9.0%	7.9%	12.3%	16.0%	11.5%	5.7%	0.2%	5.9%	5.6%	11.5%
2020	0.5%	6.9%	5.6%	7.1%	8.9%	7.2%	5.6%	0.3%	5.9%	1.2%	7.2%
Dec 2020	1.3%	7.0%	5.1%	7.6%	9.2%	7.3%	5.7%	0.3%	6.0%	1.3%	7.3%
Nov 2020		6.5%	4.7%	7.2%	8.1%	6.7%	5.4%	0.2%	5.6%	1.1%	6.7%
Oct 2020	0.6%	6.9%	6.4%	8.6%	9.7%	8.0%	5.7%	0.3%	6.0%	2.0%	8.0%
Sep 2020	0.7%	6.7%	6.0%	7.6%	9.2%	7.4%	6.1%	0.3%	6.5%	1.0%	7.4%
Aug 2020		6.2%	5.1%	7.0%	7.8%	6.7%	5.9%	0.3%	6.1%	0.5%	6.7%
Jul 2020		6.0%	4.5%	6.1%	7.2%	6.0%	5.4%	0.3%	5.6%	0.4%	6.0%
Jun 2020		5.5%	4.5%	5.6%	7.4%	5.8%	5.2%	0.2%	5.4%	0.4%	5.8%
May 2020		6.1%	5.1%	6.2%	12.1%	7.5%	5.6%	0.2%	5.8%	1.6%	7.5%
Apr 2020		8.7%	7.7%	8.8%	14.8%	10.1%	6.0%	0.1%	6.1%	3.9%	10.1%
Mar 2020		9.8%	8.5%	9.2%	8.1%	8.8%	6.1%	0.3%	6.3%	2.5%	8.8%
Feb 2020	0.9%	6.2%	4.8%	5.5%	6.1%	5.6%	5.2%	0.4%	5.6%		5.6%
Jan 2020	1.5%	6.7%	5.1%	6.2%	6.4%	6.1%	5.5%	0.6%	6.1%		6.1%
2019		6.1%	5.8%	7.2%	6.1%	6.4%	5.9%	0.5%	6.4%		6.4%
Dec 2019		6.3%	5.2%	7.1%	6.7%	6.4%	5.8%	0.6%	6.4%		6.4%
Nov 2019		5.7%	5.0%	6.3%	5.5%	5.7%	5.2%	0.5%	5.7%		5.7%
Oct 2019		4.7%	4.5%	6.3%	5.0%	5.2%	4.8%	0.4%	5.2%		5.2%
Sep 2019		6.0%	5.1%	6.4%	6.1%	5.9%	5.5%	0.4%	5.9%		5.9%
Aug 2019		6.3%	6.2%	8.1%	6.2%	6.8%	6.5%	0.3%	6.8%		6.8%
Jul 2019		6.7%	6.0%	7.6%	6.3%	6.7%	6.4%	0.3%	6.7%		6.7%
Jun 2019		6.4%	6.2%	7.1%	6.8%	6.7%	6.3%	0.4%	6.7%		6.7%
May 2019		5.8%	5.3%	6.9%	5.9%	6.1%	5.7%	0.4%	6.1%		6.1%
Apr 2019		5.6%	5.5%	6.7%	6.2%	6.1%	5.7%	0.4%	6.1%		6.1%
Mar 2019		6.4%	6.2%	7.4%	5.4%	6.4%	6.0%	0.4%	6.4%		6.4%
Feb 2019		6.2%	7.1%	7.9%	6.2%	7.0%	6.2%	0.8%	7.0%		7.0%
Jan 2019		7.5%	7.2%	8.3%	7.0%	7.5%	6.9%	0.7%	7.5%		7.5%

Total absence rate



Non Covid-19 & Covid-19 Absence



Total absence rate

