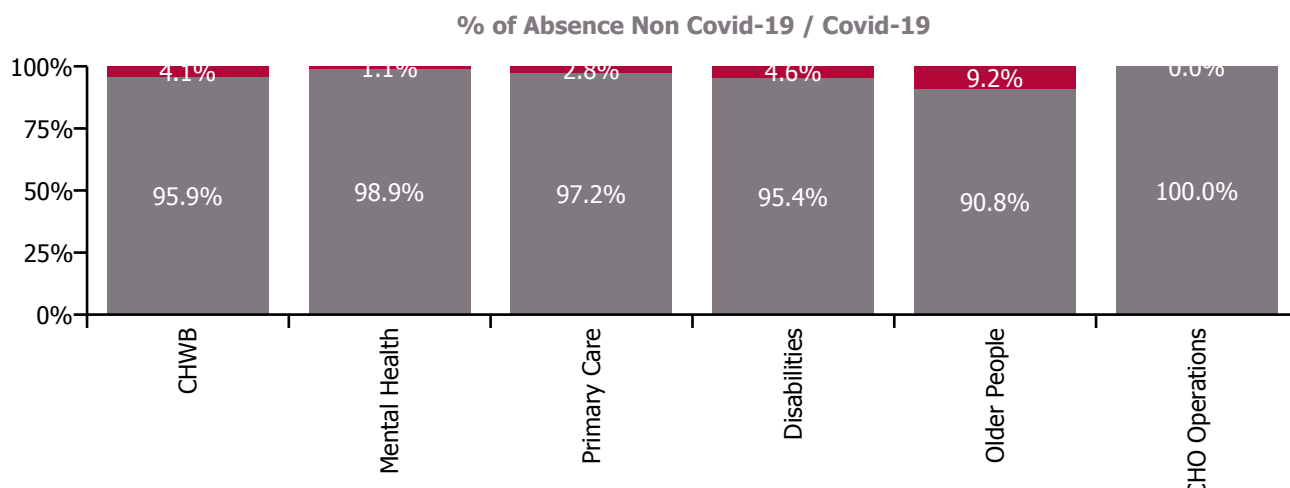
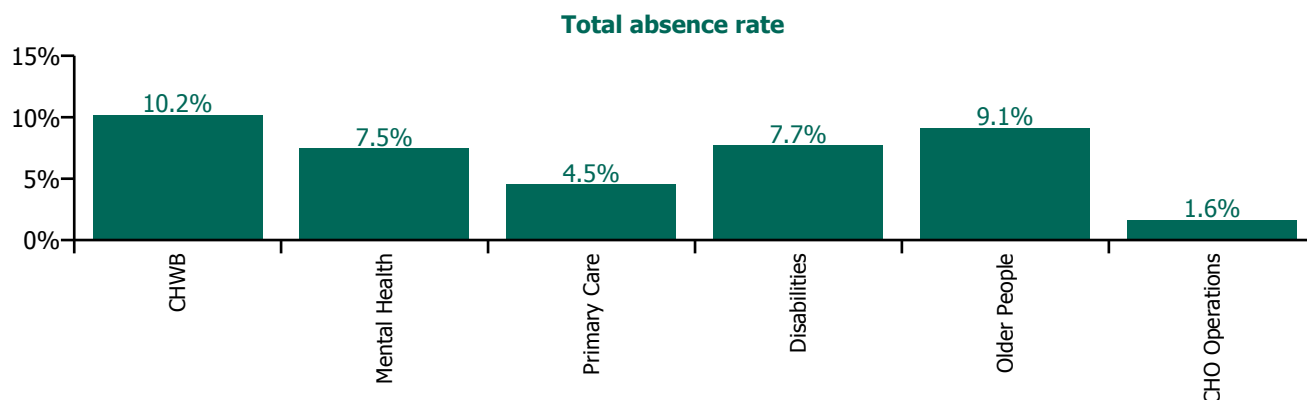


## June 2023

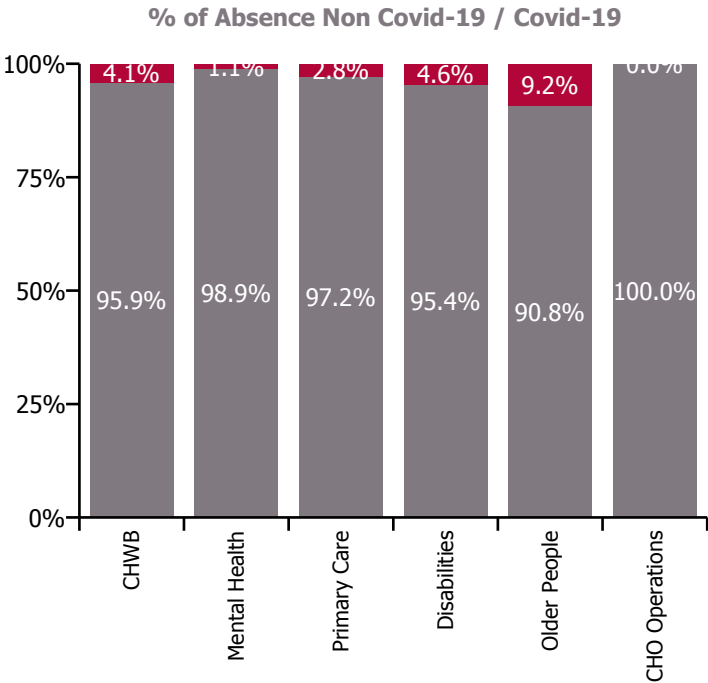
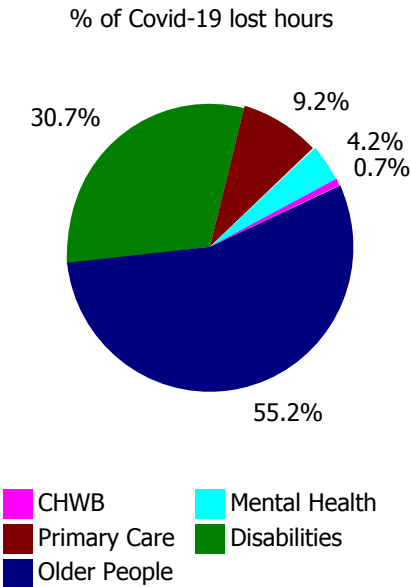
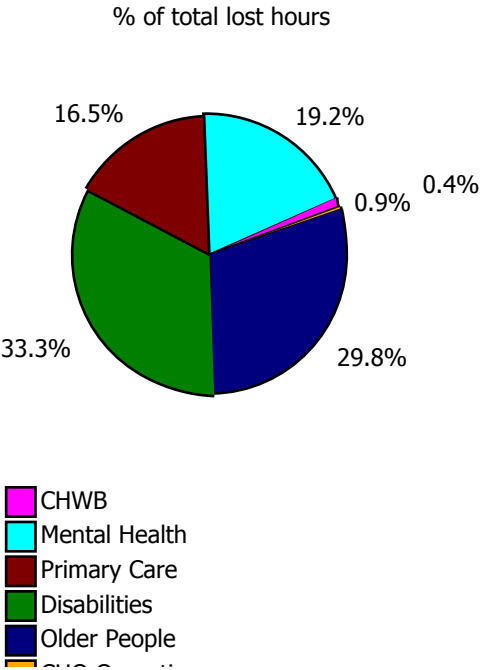
Health Service Absence Rate - by Staff Category: Jun 2023	Certified absence	Self-certified absence	Non Covid-19 absence	Covid-19 absence	Total absence rate	% Non Covid-19 absence	% Covid-19 absence
<b>CHO 1</b>	<b>6.2%</b>	<b>0.5%</b>	<b>6.7%</b>	<b>0.4%</b>	<b>7.1%</b>	<b>95.1%</b>	<b>4.9%</b>
Medical & Dental	3.1%	0.2%	3.3%	0.0%	3.3%	100.0%	0.0%
Nursing & Midwifery	6.5%	0.5%	7.0%	0.2%	7.2%	96.9%	3.1%
Health & Social Care Professionals	4.5%	0.4%	4.8%	0.2%	5.0%	95.9%	4.1%
Management & Administrative	4.2%	0.4%	4.5%	0.1%	4.7%	97.2%	2.8%
General Support	10.2%	0.2%	10.4%	0.1%	10.5%	99.0%	1.0%
Patient & Client Care	7.2%	0.7%	7.8%	0.7%	8.5%	91.8%	8.2%

Health Service Absence Rate - by Care Group: Jun 2023	Certified absence	Self-certified absence	Non Covid-19 absence	Covid-19 absence	Total absence rate	% Non Covid-19 absence	% Covid-19 absence
<b>CHO 1</b>	<b>6.2%</b>	<b>0.5%</b>	<b>6.7%</b>	<b>0.4%</b>	<b>7.1%</b>	<b>95.1%</b>	<b>4.9%</b>
CHO Operations	1.6%	0.1%	1.6%	0.0%	1.6%	100.0%	0.0%
Community Health & Wellbeing	9.2%	0.6%	9.8%	0.4%	10.2%	95.9%	4.1%
Mental Health	6.8%	0.6%	7.4%	0.1%	7.5%	98.9%	1.1%
Primary Care	4.1%	0.3%	4.4%	0.1%	4.5%	97.2%	2.8%
Disabilities	6.8%	0.6%	7.4%	0.4%	7.7%	95.4%	4.6%
Older People	7.7%	0.6%	8.3%	0.8%	9.1%	90.8%	9.2%



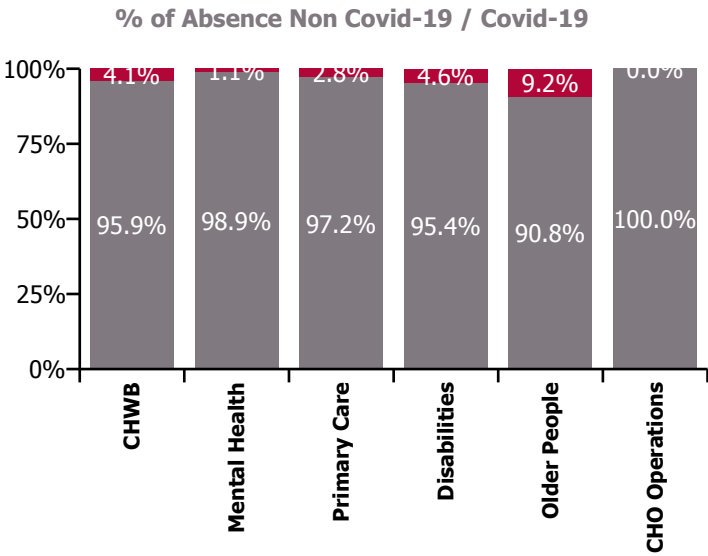
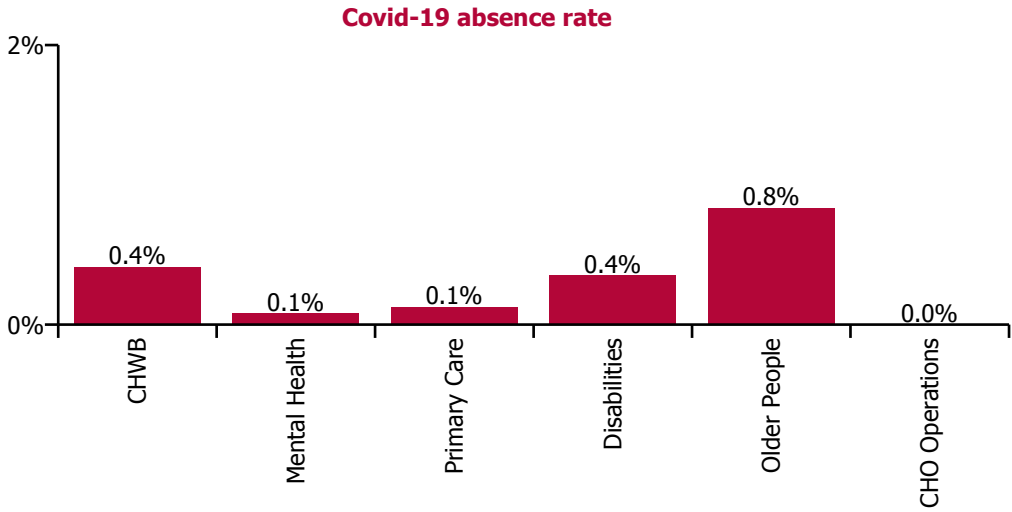
June 2023

Health Service Absence Rate - by Care Group: Jun 2023	Medical & Dental	Nursing & Midwifery	Health & Social Care Professionals	Management & Administrative	General Support	Patient & Client Care	Certified absence	Self-certified absence	Non Covid-19 absence	Covid-19 absence	Total absence rate
CHO 1	3.3%	7.2%	5.0%	4.7%	10.5%	8.5%	6.2%	0.5%	6.7%	0.4%	7.1%
CHO Operations		0.0%	2.9%	1.6%			1.6%	0.1%	1.6%	0.0%	1.6%
Community Health & Wellbeing		61.3%	0.0%	11.9%		4.8%	9.2%	0.6%	9.8%	0.4%	10.2%
Mental Health	5.8%	7.1%	8.1%	8.1%	11.4%	6.2%	6.8%	0.6%	7.4%	0.1%	7.5%
Primary Care	1.2%	5.3%	3.8%	4.5%	5.2%	5.9%	4.1%	0.3%	4.4%	0.1%	4.5%
Disabilities	0.0%	7.6%	4.8%	3.2%	12.0%	8.5%	6.8%	0.6%	7.4%	0.4%	7.7%
Older People	0.0%	8.7%	7.2%	4.4%	13.4%	9.6%	7.7%	0.6%	8.3%	0.8%	9.1%



June 2023

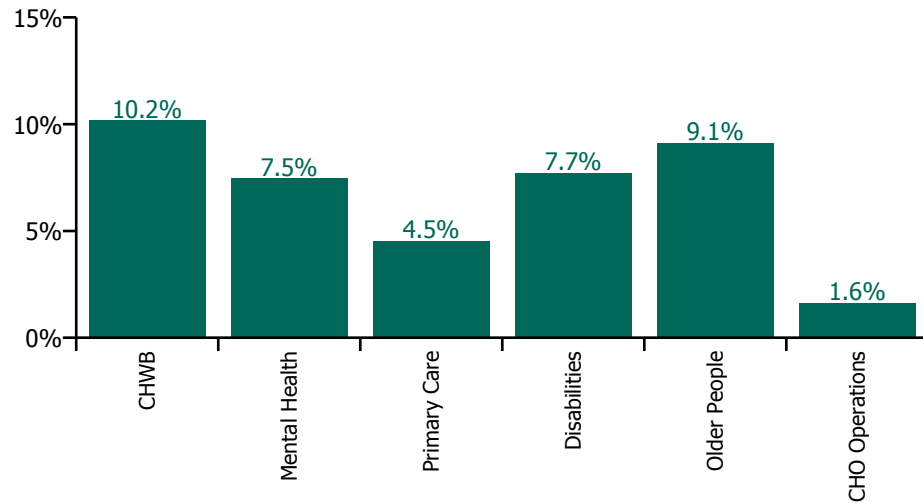
Health Service Covid-19 Absence Rate - by Staff Category & Care Group: Jun 2023	Medical & Dental	Nursing & Midwifery	Health & Social Care Professionals	Management & Administrative	General Support	Patient & Client Care	Covid-19 absence	Non Covid-19 absence	Total absence rate
CHO 1	0.0%	0.2%	0.2%	4.7%	0.1%	0.7%	0.4%	6.7%	7.1%
CHO Operations		0.0%	0.0%	1.6%			0.0%	1.6%	1.6%
Community Health & Wellbeing		0.0%	0.0%	11.9%		0.7%	0.4%	9.8%	10.2%
Mental Health	0.0%	0.0%	0.4%	8.1%	0.2%	0.0%	0.1%	7.4%	7.5%
Primary Care	0.0%	0.1%	0.2%	4.5%	0.1%	0.0%	0.1%	4.4%	4.5%
Disabilities	0.0%	0.2%	0.2%	3.2%	0.3%	0.4%	0.4%	7.4%	7.7%
Older People	0.0%	0.6%	0.0%	4.4%	0.0%	1.4%	0.8%	8.3%	9.1%



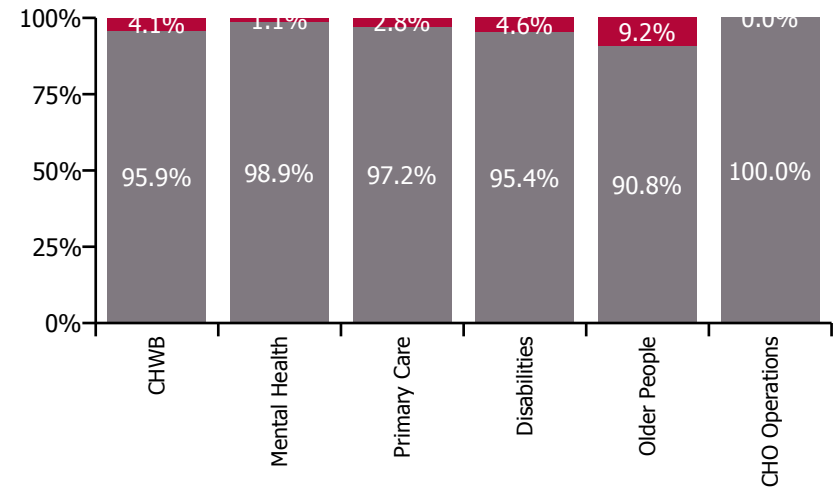
## June 2023

Health Service Absence Rate - by Care Group: Jun 2023	Medical & Dental	Nursing & Midwifery	Health & Social Care Professionals	Management & Administrative	General Support	Patient & Client Care	Certified absence	Self-certified absence	Non Covid-19 absence	Covid-19 absence	Total absence rate
<b>CHO 1</b>	<b>3.3%</b>	<b>7.2%</b>	<b>5.0%</b>	<b>4.7%</b>	<b>10.5%</b>	<b>8.5%</b>	<b>6.2%</b>	<b>0.5%</b>	<b>6.7%</b>	<b>0.4%</b>	<b>7.1%</b>
<b>Health Service Executive</b>	<b>3.3%</b>	<b>7.2%</b>	<b>5.0%</b>	<b>4.7%</b>	<b>10.5%</b>	<b>8.5%</b>	<b>6.2%</b>	<b>0.5%</b>	<b>6.7%</b>	<b>0.4%</b>	<b>7.1%</b>
Community Health & Wellbeing		61.3%	0.0%	11.9%		4.8%	9.2%	0.6%	9.8%	0.4%	10.2%
Mental Health	5.8%	7.1%	8.1%	8.1%	11.4%	6.2%	6.8%	0.6%	7.4%	0.1%	7.5%
Primary Care	1.2%	5.3%	3.8%	4.5%	5.2%	5.9%	4.1%	0.3%	4.4%	0.1%	4.5%
Disabilities	0.0%	7.6%	4.8%	3.2%	12.0%	8.5%	6.8%	0.6%	7.4%	0.4%	7.7%
Older People	0.0%	8.7%	7.2%	4.4%	13.4%	9.6%	7.7%	0.6%	8.3%	0.8%	9.1%
CHO Operations		0.0%	2.9%	1.6%			1.6%	0.1%	1.6%	0.0%	1.6%

**Total absence rate**



**Non Covid-19 & Covid-19 Absence**



## CHO 1 by Staff Category

Year/ month	Medical & Dental	Nursing & Midwifery	Health & Social Care Professionals	Management & Administrative	General Support	Patient & Client Care	Certified absence	Self-certified absence	Non Covid-19 absence	Covid-19 absence	Total absence rate
<b>2023</b>	<b>2.3%</b>	<b>7.8%</b>	<b>5.1%</b>	<b>5.5%</b>	<b>10.9%</b>	<b>9.4%</b>	<b>6.5%</b>	<b>0.5%</b>	<b>7.0%</b>	<b>0.7%</b>	<b>7.7%</b>
Jun 2023	3.3%	7.2%	5.0%	4.7%	10.5%	8.5%	6.2%	0.5%	6.7%	0.4%	7.1%
May 2023	3.1%	7.6%	4.7%	4.8%	10.2%	8.5%	6.1%	0.5%	6.6%	0.5%	7.1%
Apr 2023	2.9%	7.9%	4.7%	5.4%	11.0%	8.7%	6.4%	0.5%	6.9%	0.6%	7.5%
Mar 2023	0.9%	7.5%	5.0%	5.9%	10.4%	9.6%	6.4%	0.5%	6.9%	0.7%	7.6%
Feb 2023	1.2%	7.4%	4.9%	5.5%	10.4%	9.4%	6.5%	0.5%	7.0%	0.5%	7.5%
Jan 2023	2.4%	9.2%	6.1%	6.5%	13.0%	11.5%	7.3%	0.6%	7.9%	1.3%	9.2%
<b>2022</b>	<b>2.6%</b>	<b>9.8%</b>	<b>6.3%</b>	<b>5.9%</b>	<b>10.8%</b>	<b>10.9%</b>	<b>6.1%</b>	<b>0.5%</b>	<b>6.6%</b>	<b>2.4%</b>	<b>9.1%</b>
Dec 2022	3.0%	10.1%	6.7%	7.3%	12.3%	11.8%	7.6%	0.7%	8.3%	1.5%	9.8%
Nov 2022	2.0%	8.7%	5.7%	5.3%	9.0%	9.9%	6.5%	0.6%	7.1%	0.9%	8.0%
Oct 2022	1.6%	8.5%	6.0%	4.7%	10.2%	10.7%	6.8%	0.6%	7.4%	0.9%	8.3%
Sep 2022	2.8%	8.8%	5.9%	4.5%	9.2%	9.8%	6.8%	0.5%	7.3%	0.8%	8.0%
Aug 2022	2.4%	8.8%	7.3%	5.3%	10.7%	11.5%	7.3%	0.5%	7.8%	1.1%	8.9%
Jul 2022	2.4%	9.8%	6.7%	6.0%	11.5%	11.5%	6.8%	0.5%	7.3%	2.1%	9.4%
Jun 2022	2.5%	9.0%	6.2%	5.5%	10.0%	10.1%	5.7%	0.5%	6.3%	2.1%	8.4%
May 2022	1.2%	7.3%	4.3%	4.0%	9.1%	9.2%	5.3%	0.4%	5.7%	1.3%	7.0%
Apr 2022	1.5%	9.5%	4.2%	6.0%	9.0%	9.7%	5.7%	0.4%	6.1%	2.1%	8.2%
Mar 2022	2.7%	13.8%	8.0%	8.8%	12.5%	13.1%	5.6%	0.4%	6.0%	5.8%	11.8%
Feb 2022	4.9%	10.9%	6.9%	6.2%	11.3%	10.5%	5.1%	0.4%	5.5%	4.0%	9.4%
Jan 2022	4.1%	12.7%	8.1%	7.1%	15.2%	12.9%	4.6%	0.3%	5.0%	6.4%	11.4%
<b>2021</b>	<b>2.5%</b>	<b>8.3%</b>	<b>5.0%</b>	<b>5.6%</b>	<b>9.3%</b>	<b>9.4%</b>	<b>5.5%</b>	<b>0.3%</b>	<b>5.8%</b>	<b>2.0%</b>	<b>7.8%</b>
Dec 2021	2.8%	10.1%	6.0%	6.1%	13.0%	11.3%	5.5%	0.4%	5.9%	3.5%	9.5%
Nov 2021	3.2%	9.3%	6.3%	6.6%	12.4%	11.0%	5.9%	0.6%	6.4%	2.7%	9.1%
Oct 2021	2.3%	8.6%	6.4%	6.5%	11.7%	8.8%	5.7%	0.4%	6.1%	2.0%	8.1%
Sep 2021	3.1%	8.4%	5.8%	5.7%	11.7%	9.0%	5.7%	0.3%	6.1%	1.8%	7.9%
Aug 2021	3.0%	8.6%	5.8%	5.9%	9.5%	9.3%	5.9%	0.3%	6.2%	1.8%	8.0%
Jul 2021	2.7%	7.8%	4.3%	4.4%	9.0%	8.3%	5.6%	0.3%	5.9%	1.1%	7.0%
Jun 2021	2.4%	7.2%	4.5%	5.0%	8.1%	7.8%	5.6%	0.4%	5.9%	0.8%	6.7%
May 2021	1.1%	6.5%	3.4%	4.2%	6.0%	7.1%	4.8%	0.3%	5.1%	0.7%	5.9%
Apr 2021	1.2%	6.4%	3.9%	4.5%	7.4%	7.1%	5.0%	0.2%	5.2%	0.8%	6.0%
Mar 2021	1.9%	6.7%	3.6%	5.2%	6.0%	7.9%	5.2%	0.3%	5.4%	0.9%	6.4%

Feb 2021	2.1%	8.2%	4.7%	5.8%	6.0%	10.2%	5.3%	0.4%	5.7%	2.2%	7.8%
Jan 2021	4.8%	12.3%	5.6%	7.5%	10.5%	14.9%	5.7%	0.2%	5.9%	5.6%	11.5%
<b>2020</b>	<b>3.7%</b>	<b>7.8%</b>	<b>5.0%</b>	<b>5.4%</b>	<b>7.1%</b>	<b>8.2%</b>	<b>5.6%</b>	<b>0.3%</b>	<b>5.9%</b>	<b>1.2%</b>	<b>7.2%</b>
Dec 2020	4.1%	7.7%	4.5%	5.5%	6.5%	8.9%	5.7%	0.3%	6.0%	1.3%	7.3%
Nov 2020	4.1%	7.5%	4.3%	4.6%	6.2%	7.8%	5.4%	0.2%	5.6%	1.1%	6.7%
Oct 2020	6.1%	9.1%	5.1%	5.4%	7.2%	9.2%	5.7%	0.3%	6.0%	2.0%	8.0%
Sep 2020	4.2%	7.9%	5.9%	5.6%	7.3%	8.6%	6.1%	0.3%	6.5%	1.0%	7.4%
Aug 2020	3.3%	6.8%	4.9%	5.0%	6.7%	7.9%	5.9%	0.3%	6.1%	0.5%	6.7%
Jul 2020	2.0%	6.4%	3.5%	4.0%	7.2%	7.2%	5.4%	0.3%	5.6%	0.4%	6.0%
Jun 2020	1.0%	6.1%	3.4%	4.0%	6.7%	7.2%	5.2%	0.2%	5.4%	0.4%	5.8%
May 2020	2.4%	7.8%	3.7%	5.3%	7.3%	9.7%	5.6%	0.2%	5.8%	1.6%	7.5%
Apr 2020	5.4%	11.4%	5.9%	7.4%	8.8%	11.8%	6.0%	0.1%	6.1%	3.9%	10.1%
Mar 2020	6.9%	9.8%	8.5%	7.5%	8.6%	8.7%	6.1%	0.3%	6.3%	2.5%	8.8%
Feb 2020	2.3%	6.4%	4.9%	5.3%	5.9%	5.4%	5.2%	0.4%	5.6%		5.6%
Jan 2020	1.9%	6.4%	5.7%	5.3%	6.1%	6.5%	5.5%	0.6%	6.1%		6.1%

CHO 1 by Care Group

Year/ month	CHWB	Mental Health	Primary Care	Disabilities	Older People	CHO Operations	Health Service Executive	Certified absence	Self-certified absence	Non Covid-19 absence	Covid-19 absence	Total absence rate
2023	9.0%	7.3%	5.0%	8.4%	10.3%	3.2%	7.7%	6.5%	0.5%	7.0%	0.7%	7.7%
Jun 2023	10.2%	7.5%	4.5%	7.7%	9.1%	1.6%	7.1%	6.2%	0.5%	6.7%	0.4%	7.1%
May 2023	10.8%	7.2%	4.6%	8.0%	9.1%	2.6%	7.1%	6.1%	0.5%	6.6%	0.5%	7.1%
Apr 2023	10.1%	7.1%	5.2%	7.8%	10.0%	1.9%	7.5%	6.4%	0.5%	6.9%	0.6%	7.5%
Mar 2023	11.4%	7.2%	4.6%	8.6%	10.1%	3.1%	7.6%	6.4%	0.5%	6.9%	0.7%	7.6%
Feb 2023	5.0%	6.8%	4.8%	8.1%	10.3%	4.5%	7.5%	6.5%	0.5%	7.0%	0.5%	7.5%
Jan 2023	5.5%	7.6%	6.5%	9.9%	12.8%	5.4%	9.2%	7.3%	0.6%	7.9%	1.3%	9.2%
2022	6.7%	8.1%	6.5%	10.0%	11.5%	5.1%	9.1%	6.1%	0.5%	6.6%	2.4%	9.1%
Dec 2022	8.0%	8.9%	7.3%	11.0%	11.9%	5.6%	9.8%	7.6%	0.7%	8.3%	1.5%	9.8%
Nov 2022	9.4%	7.0%	5.9%	8.3%	11.0%	3.9%	8.0%	6.5%	0.6%	7.1%	0.9%	8.0%
Oct 2022	12.4%	6.4%	5.7%	9.7%	10.9%	12.1%	8.3%	6.8%	0.6%	7.4%	0.9%	8.3%
Sep 2022	4.1%	7.3%	5.8%	9.2%	9.8%		8.0%	6.8%	0.5%	7.3%	0.8%	8.0%
Aug 2022	8.6%	7.3%	6.1%	10.3%	11.6%		8.9%	7.3%	0.5%	7.8%	1.1%	8.9%
Jul 2022	8.2%	8.8%	6.4%	10.6%	11.6%		9.4%	6.8%	0.5%	7.3%	2.1%	9.4%
Jun 2022	7.4%	8.2%	5.7%	8.6%	11.5%		8.4%	5.7%	0.5%	6.3%	2.1%	8.4%
May 2022	4.6%	6.4%	4.3%	8.1%	9.3%		7.0%	5.3%	0.4%	5.7%	1.3%	7.0%
Apr 2022	5.9%	7.1%	5.9%	9.7%	9.7%		8.2%	5.7%	0.4%	6.1%	2.1%	8.2%
Mar 2022	4.7%	10.3%	9.3%	13.3%	13.9%		11.8%	5.6%	0.4%	6.0%	5.8%	11.8%
Feb 2022	1.3%	8.7%	7.2%	10.2%	11.7%		9.4%	5.1%	0.4%	5.5%	4.0%	9.4%
Jan 2022	6.8%	11.1%	8.3%	11.6%	14.8%		11.4%	4.6%	0.3%	5.0%	6.4%	11.4%
2021	1.1%	7.0%	5.8%	8.5%	9.8%		7.8%	5.5%	0.3%	5.8%	2.0%	7.8%
Dec 2021	0.3%	9.3%	7.0%	10.2%	11.4%		9.5%	5.5%	0.4%	5.9%	3.5%	9.5%
Nov 2021	3.8%	8.9%	7.4%	9.8%	10.4%		9.1%	5.9%	0.6%	6.4%	2.7%	9.1%
Oct 2021	0.3%	7.7%	7.6%	8.7%	8.4%		8.1%	5.7%	0.4%	6.1%	2.0%	8.1%
Sep 2021	0.2%	8.2%	6.6%	8.3%	8.8%		7.9%	5.7%	0.3%	6.1%	1.8%	7.9%
Aug 2021		8.2%	5.7%	8.9%	9.2%		8.0%	5.9%	0.3%	6.2%	1.8%	8.0%
Jul 2021	1.3%	6.4%	4.7%	8.3%	8.7%		7.0%	5.6%	0.3%	5.9%	1.1%	7.0%
Jun 2021	4.4%	5.3%	5.1%	7.1%	8.9%		6.7%	5.6%	0.4%	5.9%	0.8%	6.7%
May 2021		4.6%	4.3%	6.6%	7.7%		5.9%	4.8%	0.3%	5.1%	0.7%	5.9%
Apr 2021		4.4%	4.4%	6.2%	8.7%		6.0%	5.0%	0.2%	5.2%	0.8%	6.0%
Mar 2021		5.3%	4.3%	7.1%	8.3%		6.4%	5.2%	0.3%	5.4%	0.9%	6.4%
Feb 2021	0.3%	6.2%	4.8%	8.5%	11.3%		7.8%	5.3%	0.4%	5.7%	2.2%	7.8%
Jan 2021	2.0%	9.0%	7.9%	12.3%	16.0%		11.5%	5.7%	0.2%	5.9%	5.6%	11.5%
2020	0.5%	6.9%	5.6%	7.1%	8.9%		7.2%	5.6%	0.3%	5.9%	1.2%	7.2%
Dec 2020	1.3%	7.0%	5.1%	7.6%	9.2%		7.3%	5.7%	0.3%	6.0%	1.3%	7.3%
Nov 2020		6.5%	4.7%	7.2%	8.1%		6.7%	5.4%	0.2%	5.6%	1.1%	6.7%
Oct 2020	0.6%	6.9%	6.4%	8.6%	9.7%		8.0%	5.7%	0.3%	6.0%	2.0%	8.0%
Sep 2020	0.7%	6.7%	6.0%	7.6%	9.2%		7.4%	6.1%	0.3%	6.5%	1.0%	7.4%
Aug 2020		6.2%	5.1%	7.0%	7.8%		6.7%	5.9%	0.3%	6.1%	0.5%	6.7%
Jul 2020		6.0%	4.5%	6.1%	7.2%		6.0%	5.4%	0.3%	5.6%	0.4%	6.0%
Jun 2020		5.5%	4.5%	5.6%	7.4%		5.8%	5.2%	0.2%	5.4%	0.4%	5.8%
May 2020		6.1%	5.1%	6.2%	12.1%		7.5%	5.6%	0.2%	5.8%	1.6%	7.5%
Apr 2020		8.7%	7.7%	8.8%	14.8%		10.1%	6.0%	0.1%	6.1%	3.9%	10.1%
Mar 2020		9.8%	8.5%	9.2%	8.1%		8.8%	6.1%	0.3%	6.3%	2.5%	8.8%
Feb 2020	0.9%	6.2%	4.8%	5.5%	6.1%		5.6%	5.2%	0.4%	5.6%		5.6%
Jan 2020	1.5%	6.7%	5.1%	6.2%	6.4%		6.1%	5.5%	0.6%	6.1%		6.1%

