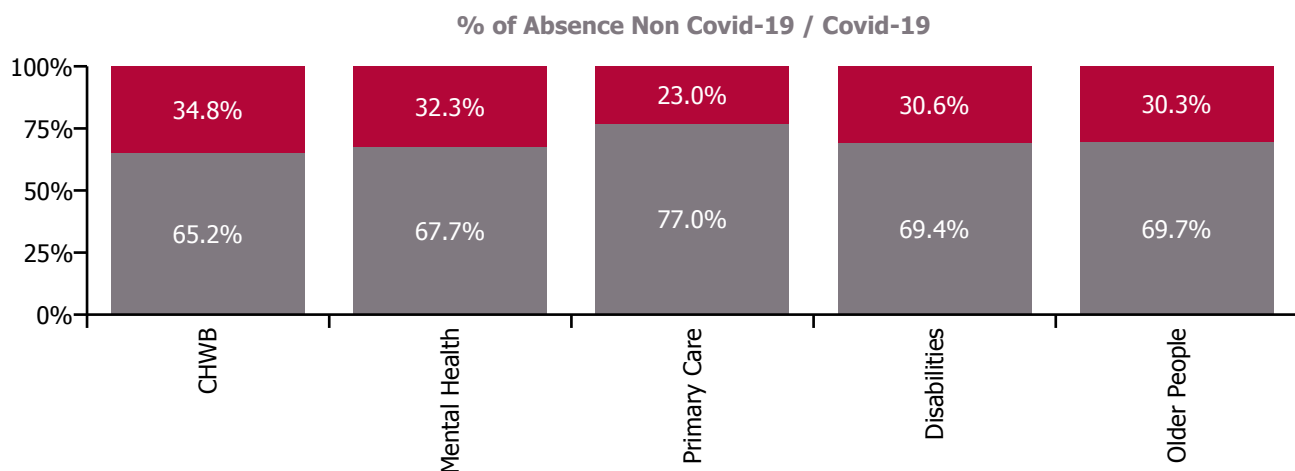
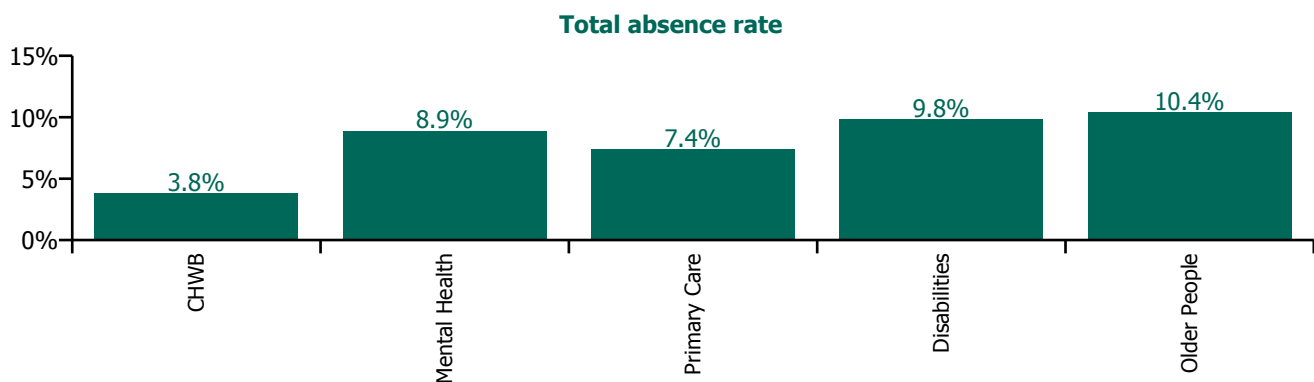


## November 2021

Health Service Absence Rate - by Staff Category: Nov 2021	Certified absence	Self-certified absence	Non Covid-19 absence	Covid-19 absence	Total absence rate	% Non Covid-19 absence	% Covid-19 absence
<b>CHO 1</b>	<b>5.9%</b>	<b>0.6%</b>	<b>6.4%</b>	<b>2.7%</b>	<b>9.1%</b>	<b>70.8%</b>	<b>29.2%</b>
Medical & Dental	2.6%	0.2%	2.8%	0.4%	3.2%	86.3%	13.7%
Nursing & Midwifery	5.7%	0.6%	6.4%	2.9%	9.3%	68.4%	31.6%
Health & Social Care Professionals	4.4%	0.5%	4.9%	1.4%	6.3%	77.4%	22.6%
Management & Administrative	4.7%	0.3%	5.1%	1.6%	6.6%	76.5%	23.5%
General Support	8.9%	0.5%	9.4%	3.0%	12.4%	75.6%	24.4%
Patient & Client Care	6.8%	0.8%	7.5%	3.5%	11.0%	68.5%	31.5%

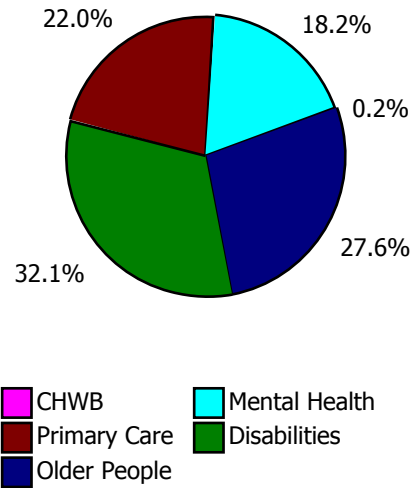
Health Service Absence Rate - by Care Group: Nov 2021	Certified absence	Self-certified absence	Non Covid-19 absence	Covid-19 absence	Total absence rate	% Non Covid-19 absence	% Covid-19 absence
<b>CHO 1</b>	<b>5.9%</b>	<b>0.6%</b>	<b>6.4%</b>	<b>2.7%</b>	<b>9.1%</b>	<b>70.8%</b>	<b>29.2%</b>
Community Health & Wellbeing	2.5%	0.0%	2.5%	1.3%	3.8%	65.2%	34.8%
Mental Health	5.5%	0.5%	6.0%	2.9%	8.9%	67.7%	32.3%
Primary Care	5.2%	0.4%	5.7%	1.7%	7.4%	77.0%	23.0%
Disabilities	6.1%	0.7%	6.8%	3.0%	9.8%	69.4%	30.6%
Older People	6.6%	0.7%	7.2%	3.2%	10.4%	69.7%	30.3%



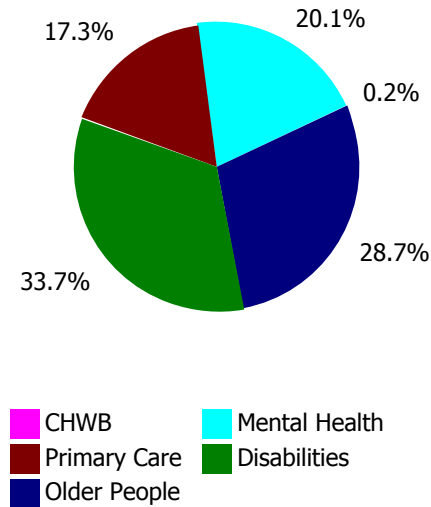
## November 2021

Health Service Absence Rate - by Care Group: Nov 2021	Medical & Dental	Nursing & Midwifery	Health & Social Care Professionals	Management & Administrative	General Support	Patient & Client Care	Certified absence	Self-certified absence	Non Covid-19 absence	Covid-19 absence	Total absence rate
<b>CHO 1</b>	<b>3.2%</b>	<b>9.3%</b>	<b>6.3%</b>	<b>6.6%</b>	<b>12.4%</b>	<b>11.0%</b>	<b>5.9%</b>	<b>0.6%</b>	<b>6.4%</b>	<b>2.7%</b>	<b>9.1%</b>
Community Health & Wellbeing		0.0%	0.0%	5.4%			2.5%	0.0%	2.5%	1.3%	3.8%
Mental Health	3.3%	9.3%	7.6%	6.0%	18.9%	8.6%	5.5%	0.5%	6.0%	2.9%	8.9%
Primary Care	3.7%	9.2%	6.1%	6.8%	8.9%	8.9%	5.2%	0.4%	5.7%	1.7%	7.4%
Disabilities	0.0%	10.1%	6.2%	6.6%	7.1%	10.7%	6.1%	0.7%	6.8%	3.0%	9.8%
Older People	0.0%	8.6%	4.2%	6.9%	12.2%	12.4%	6.6%	0.7%	7.2%	3.2%	10.4%

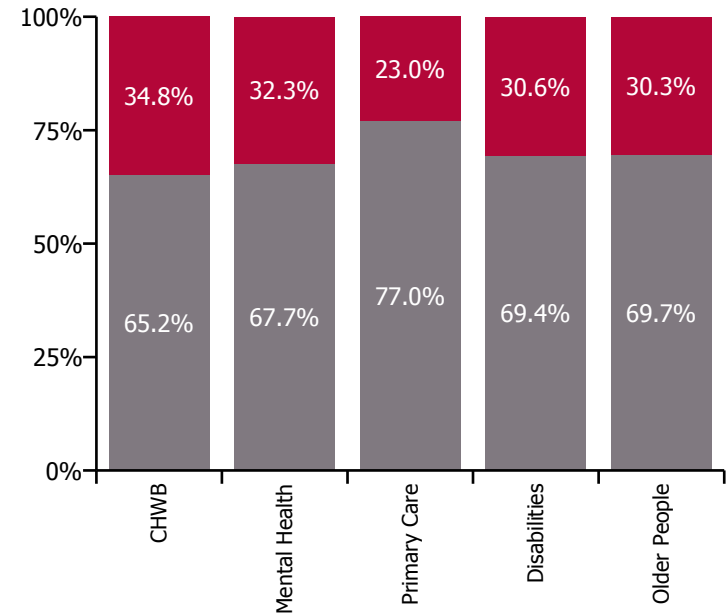
% of total lost hours



% of Covid-19 lost hours

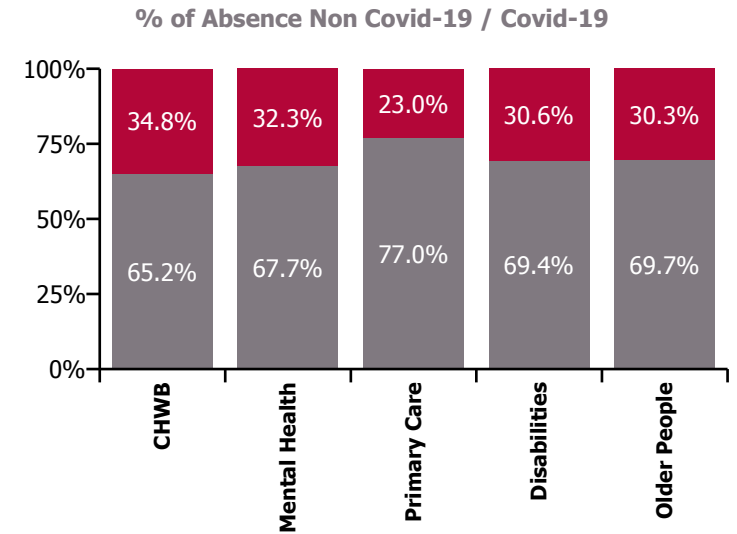
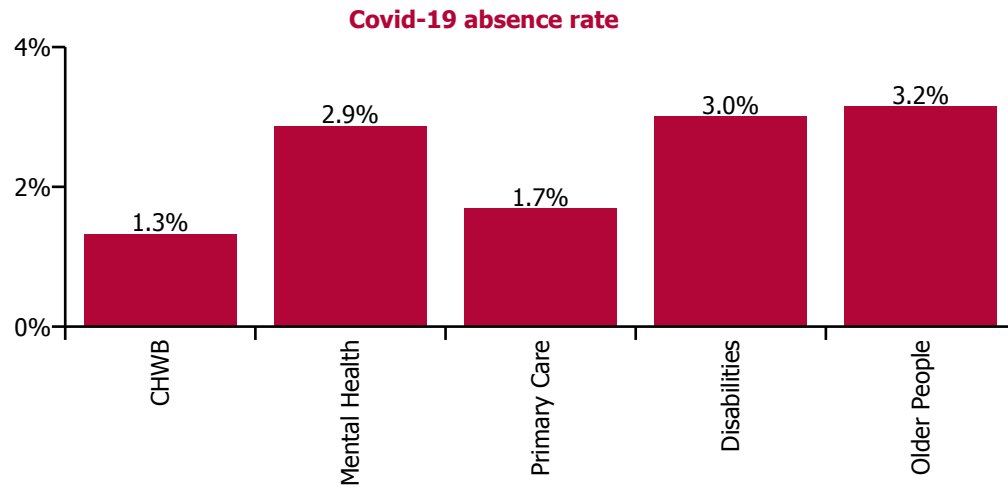


% of Absence Non Covid-19 / Covid-19



## November 2021

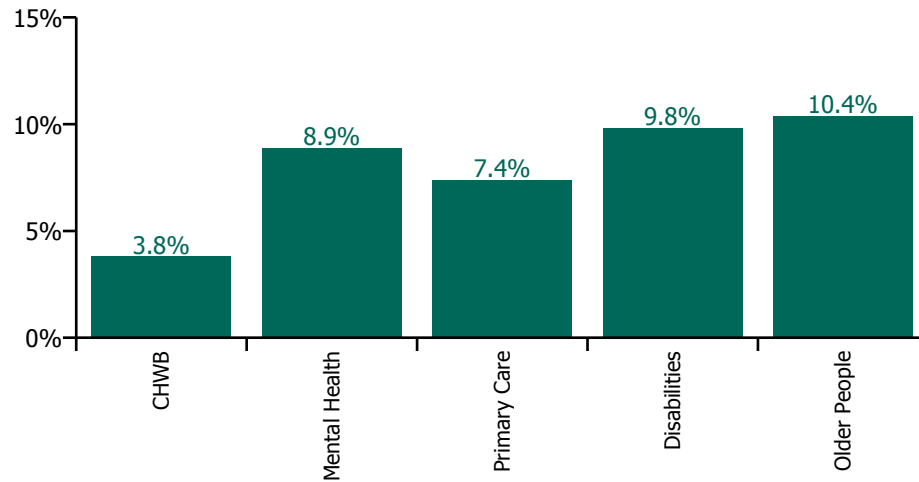
Health Service Covid-19 Absence Rate - by Staff Category & Care Group: Nov 2021	Medical & Dental	Nursing & Midwifery	Health & Social Care Professionals	Management & Administrative	General Support	Patient & Client Care	Covid-19 absence	Non Covid-19 absence	Total absence rate
<b>CHO 1</b>	<b>0.4%</b>	<b>2.9%</b>	<b>1.4%</b>	<b>6.6%</b>	<b>3.0%</b>	<b>3.5%</b>	<b>2.7%</b>	<b>6.4%</b>	<b>9.1%</b>
Community Health & Wellbeing		0.0%	0.0%	5.4%			1.3%	2.5%	3.8%
Mental Health	0.0%	3.9%	1.5%	6.0%	4.8%	2.4%	2.9%	6.0%	8.9%
Primary Care	0.9%	2.5%	1.3%	6.8%	1.6%	2.4%	1.7%	5.7%	7.4%
Disabilities	0.0%	2.1%	1.9%	6.6%	2.2%	3.8%	3.0%	6.8%	9.8%
Older People	0.0%	3.1%	1.2%	6.9%	3.1%	3.4%	3.2%	7.2%	10.4%



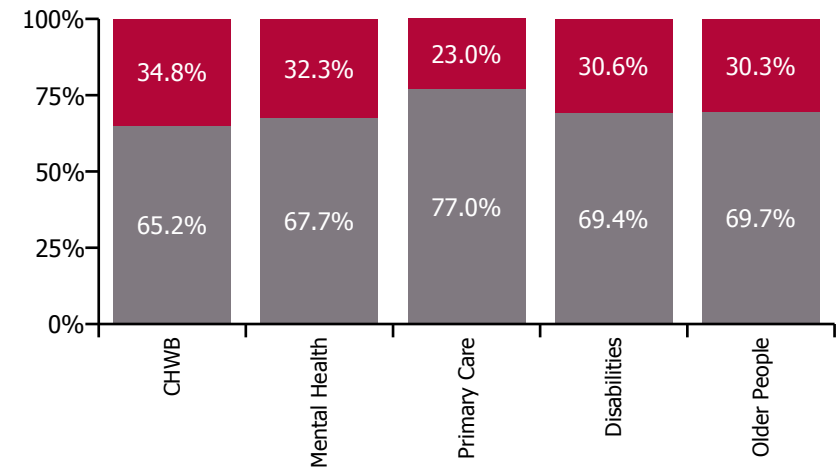
## November 2021

Health Service Absence Rate - by Care Group: Nov 2021	Medical & Dental	Nursing & Midwifery	Health & Social Care Professionals	Management & Administrative	General Support	Patient & Client Care	Certified absence	Self-certified absence	Non Covid-19 absence	Covid-19 absence	Total absence rate
<b>CHO 1</b>	<b>3.2%</b>	<b>9.3%</b>	<b>6.3%</b>	<b>6.6%</b>	<b>12.4%</b>	<b>11.0%</b>	<b>5.9%</b>	<b>0.6%</b>	<b>6.4%</b>	<b>2.7%</b>	<b>9.1%</b>
<b>Health Service Executive</b>	<b>3.2%</b>	<b>9.3%</b>	<b>6.3%</b>	<b>6.6%</b>	<b>12.4%</b>	<b>11.0%</b>	<b>5.9%</b>	<b>0.6%</b>	<b>6.4%</b>	<b>2.7%</b>	<b>9.1%</b>
Community Health & Wellbeing		0.0%	0.0%	5.4%			2.5%	0.0%	2.5%	1.3%	3.8%
Mental Health	3.3%	9.3%	7.6%	6.0%	18.9%	8.6%	5.5%	0.5%	6.0%	2.9%	8.9%
Primary Care	3.7%	9.2%	6.1%	6.8%	8.9%	8.9%	5.2%	0.4%	5.7%	1.7%	7.4%
Disabilities	0.0%	10.1%	6.2%	6.6%	7.1%	10.7%	6.1%	0.7%	6.8%	3.0%	9.8%
Older People	0.0%	8.6%	4.2%	6.9%	12.2%	12.4%	6.6%	0.7%	7.2%	3.2%	10.4%

**Total absence rate**



**Non Covid-19 & Covid-19 Absence**



## CHO 1 by Staff Category

Year/ month	Medical & Dental	Nursing & Midwifery	Health & Social Care Professionals	Management & Administrative	General Support	Patient & Client Care	Certified absence	Self-certified absence	Non Covid-19 absence	Covid-19 absence	Total absence rate
<b>2021</b>	<b>2.5%</b>	<b>8.2%</b>	<b>4.9%</b>	<b>5.6%</b>	<b>8.9%</b>	<b>9.2%</b>	<b>5.5%</b>	<b>0.3%</b>	<b>5.8%</b>	<b>1.9%</b>	<b>7.7%</b>
Nov 2021	3.2%	9.3%	6.3%	6.6%	12.4%	11.0%	5.9%	0.6%	6.4%	2.7%	9.1%
Oct 2021	2.3%	8.6%	6.4%	6.5%	11.7%	8.8%	5.7%	0.4%	6.1%	2.0%	8.1%
Sep 2021	3.1%	8.4%	5.8%	5.7%	11.7%	9.0%	5.7%	0.3%	6.1%	1.8%	7.9%
Aug 2021	3.0%	8.6%	5.8%	5.9%	9.5%	9.3%	5.9%	0.3%	6.2%	1.8%	8.0%
Jul 2021	2.7%	7.8%	4.3%	4.4%	9.0%	8.3%	5.6%	0.3%	5.9%	1.1%	7.0%
Jun 2021	2.4%	7.2%	4.5%	5.0%	8.1%	7.8%	5.6%	0.4%	5.9%	0.8%	6.7%
May 2021	1.1%	6.5%	3.4%	4.2%	6.0%	7.1%	4.8%	0.3%	5.1%	0.7%	5.9%
Apr 2021	1.2%	6.4%	3.9%	4.5%	7.4%	7.1%	5.0%	0.2%	5.2%	0.8%	6.0%
Mar 2021	1.9%	6.7%	3.6%	5.2%	6.0%	7.9%	5.2%	0.3%	5.4%	0.9%	6.4%
Feb 2021	2.1%	8.2%	4.7%	5.8%	6.0%	10.2%	5.3%	0.4%	5.7%	2.2%	7.8%
Jan 2021	4.8%	12.3%	5.6%	7.5%	10.5%	14.9%	5.7%	0.2%	5.9%	5.6%	11.5%
<b>2020</b>	<b>3.7%</b>	<b>7.8%</b>	<b>5.0%</b>	<b>5.4%</b>	<b>7.1%</b>	<b>8.2%</b>	<b>5.6%</b>	<b>0.3%</b>	<b>5.9%</b>	<b>1.2%</b>	<b>7.2%</b>
Dec 2020	4.1%	7.7%	4.5%	5.5%	6.5%	8.9%	5.7%	0.3%	6.0%	1.3%	7.3%
Nov 2020	4.1%	7.5%	4.3%	4.6%	6.2%	7.8%	5.4%	0.2%	5.6%	1.1%	6.7%
Oct 2020	6.1%	9.1%	5.1%	5.4%	7.2%	9.2%	5.7%	0.3%	6.0%	2.0%	8.0%
Sep 2020	4.2%	7.9%	5.9%	5.6%	7.3%	8.6%	6.1%	0.3%	6.5%	1.0%	7.4%
Aug 2020	3.3%	6.8%	4.9%	5.0%	6.7%	7.9%	5.9%	0.3%	6.1%	0.5%	6.7%
Jul 2020	2.0%	6.4%	3.5%	4.0%	7.2%	7.2%	5.4%	0.3%	5.6%	0.4%	6.0%
Jun 2020	1.0%	6.1%	3.4%	4.0%	6.7%	7.2%	5.2%	0.2%	5.4%	0.4%	5.8%
May 2020	2.4%	7.8%	3.7%	5.3%	7.3%	9.7%	5.6%	0.2%	5.8%	1.6%	7.5%
Apr 2020	5.4%	11.4%	5.9%	7.4%	8.8%	11.8%	6.0%	0.1%	6.1%	3.9%	10.1%
Mar 2020	6.9%	9.8%	8.5%	7.5%	8.6%	8.7%	6.1%	0.3%	6.3%	2.5%	8.8%
Feb 2020	2.3%	6.4%	4.9%	5.3%	5.9%	5.4%	5.2%	0.4%	5.6%		5.6%
Jan 2020	1.9%	6.4%	5.7%	5.3%	6.1%	6.5%	5.5%	0.6%	6.1%		6.1%
<b>2019</b>	<b>1.7%</b>	<b>7.2%</b>	<b>4.7%</b>	<b>4.9%</b>	<b>6.5%</b>	<b>7.1%</b>	<b>5.9%</b>	<b>0.5%</b>	<b>6.4%</b>		<b>6.4%</b>
Dec 2019	2.4%	7.1%	5.3%	4.5%	7.5%	6.9%	5.8%	0.6%	6.4%		6.4%
Nov 2019	1.4%	6.0%	4.4%	5.1%	5.8%	6.3%	5.2%	0.5%	5.7%		5.7%
Oct 2019	0.7%	5.6%	4.2%	4.5%	5.8%	5.9%	4.8%	0.4%	5.2%		5.2%
Sep 2019	0.8%	6.6%	3.9%	5.4%	7.3%	6.3%	5.5%	0.4%	5.9%		5.9%
Aug 2019	2.0%	7.4%	5.1%	5.2%	6.4%	7.9%	6.5%	0.3%	6.8%		6.8%

Jul 2019	1.5%	7.9%	5.5%	3.6%	7.0%	7.6%	6.4%	0.3%	6.7%		6.7%
Jun 2019	1.2%	7.7%	5.6%	4.5%	6.6%	7.3%	6.3%	0.4%	6.7%		6.7%
May 2019	1.6%	7.2%	4.0%	4.5%	6.5%	6.6%	5.7%	0.4%	6.1%		6.1%
Apr 2019	2.2%	6.9%	4.1%	4.8%	5.4%	7.0%	5.7%	0.4%	6.1%		6.1%
Mar 2019	2.4%	7.3%	5.0%	6.0%	5.6%	6.9%	6.0%	0.4%	6.4%		6.4%
Feb 2019	2.8%	8.9%	3.9%	5.1%	6.5%	7.4%	6.2%	0.8%	7.0%		7.0%
Jan 2019	1.5%	8.4%	5.4%	6.2%	7.1%	8.7%	6.9%	0.7%	7.5%		7.5%
<b>2018</b>	<b>3.0%</b>	<b>7.1%</b>	<b>4.9%</b>	<b>4.4%</b>	<b>6.7%</b>	<b>7.5%</b>	<b>6.1%</b>	<b>0.4%</b>	<b>6.5%</b>		<b>6.5%</b>

CHO 1 by Care Group

Year/ month	CHWB	Mental Health	Primary Care	Disabilities	Older People	Health Service Executive	Certified absence	Self-certified absence	Non Covid-19 absence	Covid-19 absence	Total absence rate
2021	1.2%	6.7%	5.7%	8.3%	9.7%	7.7%	5.5%	0.3%	5.8%	1.9%	7.7%
Nov 2021	3.8%	8.9%	7.4%	9.8%	10.4%	9.1%	5.9%	0.6%	6.4%	2.7%	9.1%
Oct 2021	0.3%	7.7%	7.6%	8.7%	8.4%	8.1%	5.7%	0.4%	6.1%	2.0%	8.1%
Sep 2021	0.2%	8.2%	6.6%	8.3%	8.8%	7.9%	5.7%	0.3%	6.1%	1.8%	7.9%
Aug 2021		8.2%	5.7%	8.9%	9.2%	8.0%	5.9%	0.3%	6.2%	1.8%	8.0%
Jul 2021	1.3%	6.4%	4.7%	8.3%	8.7%	7.0%	5.6%	0.3%	5.9%	1.1%	7.0%
Jun 2021	4.4%	5.3%	5.1%	7.1%	8.9%	6.7%	5.6%	0.4%	5.9%	0.8%	6.7%
May 2021		4.6%	4.3%	6.6%	7.7%	5.9%	4.8%	0.3%	5.1%	0.7%	5.9%
Apr 2021		4.4%	4.4%	6.2%	8.7%	6.0%	5.0%	0.2%	5.2%	0.8%	6.0%
Mar 2021		5.3%	4.3%	7.1%	8.3%	6.4%	5.2%	0.3%	5.4%	0.9%	6.4%
Feb 2021	0.3%	6.2%	4.8%	8.5%	11.3%	7.8%	5.3%	0.4%	5.7%	2.2%	7.8%
Jan 2021	2.0%	9.0%	7.9%	12.3%	16.0%	11.5%	5.7%	0.2%	5.9%	5.6%	11.5%
2020	0.5%	6.9%	5.6%	7.1%	8.9%	7.2%	5.6%	0.3%	5.9%	1.2%	7.2%
Dec 2020	1.3%	7.0%	5.1%	7.6%	9.2%	7.3%	5.7%	0.3%	6.0%	1.3%	7.3%
Nov 2020		6.5%	4.7%	7.2%	8.1%	6.7%	5.4%	0.2%	5.6%	1.1%	6.7%
Oct 2020	0.6%	6.9%	6.4%	8.6%	9.7%	8.0%	5.7%	0.3%	6.0%	2.0%	8.0%
Sep 2020	0.7%	6.7%	6.0%	7.6%	9.2%	7.4%	6.1%	0.3%	6.5%	1.0%	7.4%
Aug 2020		6.2%	5.1%	7.0%	7.8%	6.7%	5.9%	0.3%	6.1%	0.5%	6.7%
Jul 2020		6.0%	4.5%	6.1%	7.2%	6.0%	5.4%	0.3%	5.6%	0.4%	6.0%
Jun 2020		5.5%	4.5%	5.6%	7.4%	5.8%	5.2%	0.2%	5.4%	0.4%	5.8%
May 2020		6.1%	5.1%	6.2%	12.1%	7.5%	5.6%	0.2%	5.8%	1.6%	7.5%
Apr 2020		8.7%	7.7%	8.8%	14.8%	10.1%	6.0%	0.1%	6.1%	3.9%	10.1%
Mar 2020		9.8%	8.5%	9.2%	8.1%	8.8%	6.1%	0.3%	6.3%	2.5%	8.8%
Feb 2020	0.9%	6.2%	4.8%	5.5%	6.1%	5.6%	5.2%	0.4%	5.6%		5.6%
Jan 2020	1.5%	6.7%	5.1%	6.2%	6.4%	6.1%	5.5%	0.6%	6.1%		6.1%
2019		6.1%	5.8%	7.2%	6.1%	6.4%	5.9%	0.5%	6.4%		6.4%
Dec 2019		6.3%	5.2%	7.1%	6.7%	6.4%	5.8%	0.6%	6.4%		6.4%
Nov 2019		5.7%	5.0%	6.3%	5.5%	5.7%	5.2%	0.5%	5.7%		5.7%
Oct 2019		4.7%	4.5%	6.3%	5.0%	5.2%	4.8%	0.4%	5.2%		5.2%
Sep 2019		6.0%	5.1%	6.4%	6.1%	5.9%	5.5%	0.4%	5.9%		5.9%
Aug 2019		6.3%	6.2%	8.1%	6.2%	6.8%	6.5%	0.3%	6.8%		6.8%
Jul 2019		6.7%	6.0%	7.6%	6.3%	6.7%	6.4%	0.3%	6.7%		6.7%
Jun 2019		6.4%	6.2%	7.1%	6.8%	6.7%	6.3%	0.4%	6.7%		6.7%
May 2019		5.8%	5.3%	6.9%	5.9%	6.1%	5.7%	0.4%	6.1%		6.1%
Apr 2019		5.6%	5.5%	6.7%	6.2%	6.1%	5.7%	0.4%	6.1%		6.1%
Mar 2019		6.4%	6.2%	7.4%	5.4%	6.4%	6.0%	0.4%	6.4%		6.4%
Feb 2019		6.2%	7.1%	7.9%	6.2%	7.0%	6.2%	0.8%	7.0%		7.0%
Jan 2019		7.5%	7.2%	8.3%	7.0%	7.5%	6.9%	0.7%	7.5%		7.5%

