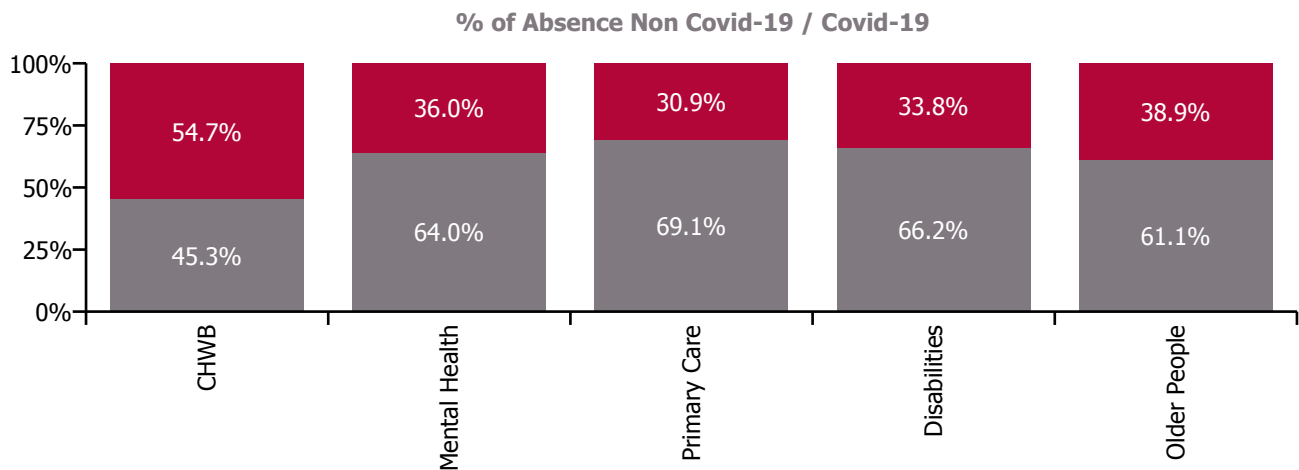
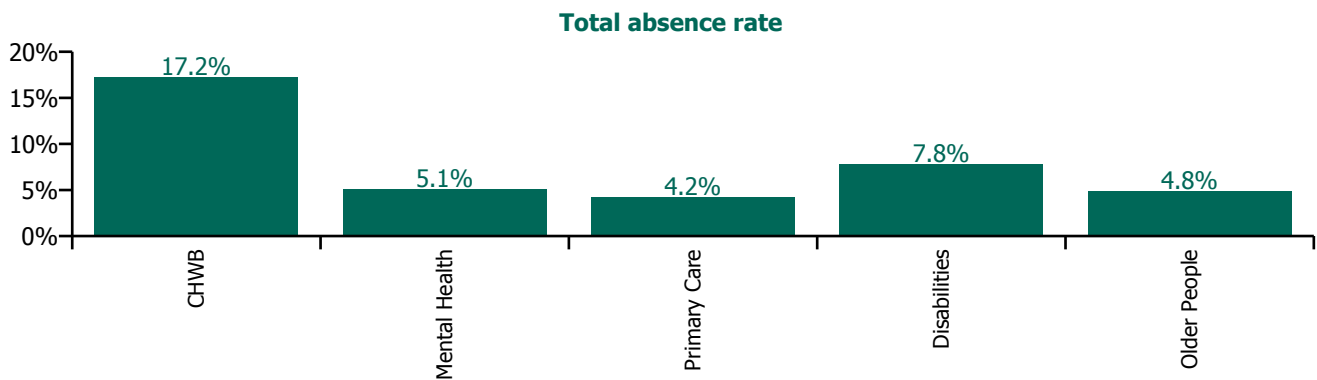


## April 2022

Health Service Absence Rate - by Staff Category: Apr 2022	Certified absence	Self-certified absence	Non Covid-19 absence	Covid-19 absence	Total absence rate	% Non Covid-19 absence	% Covid-19 absence
<b>CHO 2</b>	<b>3.5%</b>	<b>0.2%</b>	<b>3.7%</b>	<b>1.9%</b>	<b>5.6%</b>	<b>65.2%</b>	<b>34.8%</b>
Medical & Dental	0.6%	0.1%	0.8%	0.4%	1.2%	67.0%	33.0%
Nursing & Midwifery	3.9%	0.1%	4.1%	2.5%	6.6%	61.7%	38.3%
Health & Social Care Professionals	3.4%	0.2%	3.6%	1.5%	5.1%	70.1%	29.9%
Management & Administrative	2.2%	0.1%	2.3%	1.5%	3.8%	61.0%	39.0%
General Support	2.0%	0.0%	2.0%	0.9%	2.9%	68.6%	31.4%
Patient & Client Care	4.1%	0.2%	4.4%	2.1%	6.5%	67.2%	32.8%

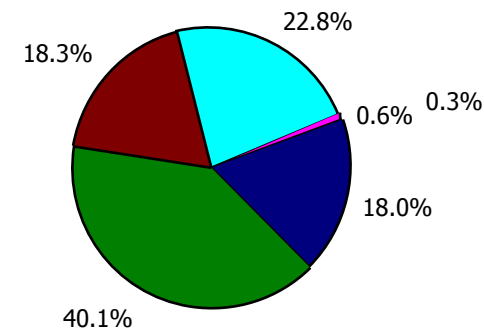
Health Service Absence Rate - by Care Group: Apr 2022	Certified absence	Self-certified absence	Non Covid-19 absence	Covid-19 absence	Total absence rate	% Non Covid-19 absence	% Covid-19 absence
<b>CHO 2</b>	<b>3.5%</b>	<b>0.2%</b>	<b>3.7%</b>	<b>1.9%</b>	<b>5.6%</b>	<b>65.2%</b>	<b>34.8%</b>
Community Health & Wellbeing	7.8%	0.0%	7.8%	9.4%	17.2%	45.3%	54.7%
Mental Health	3.1%	0.1%	3.2%	1.8%	5.1%	64.0%	36.0%
Primary Care	2.8%	0.1%	2.9%	1.3%	4.2%	69.1%	30.9%
Disabilities	4.8%	0.3%	5.2%	2.6%	7.8%	66.2%	33.8%
Older People	2.8%	0.1%	2.9%	1.9%	4.8%	61.1%	38.9%



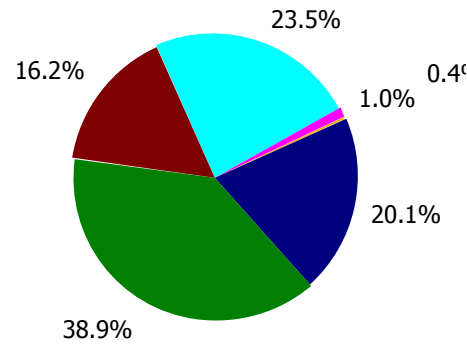
## April 2022

Health Service Absence Rate - by Care Group: Apr 2022	Medical & Dental	Nursing & Midwifery	Health & Social Care Professionals	Management & Administrative	General Support	Patient & Client Care	Certified absence	Self-certified absence	Non Covid-19 absence	Covid-19 absence	Total absence rate
<b>CHO 2</b>	<b>1.2%</b>	<b>6.5%</b>	<b>5.1%</b>	<b>3.5%</b>	<b>2.9%</b>	<b>6.5%</b>	<b>3.4%</b>	<b>0.2%</b>	<b>3.6%</b>	<b>1.9%</b>	<b>5.5%</b>
CHO Operations		0.0%		1.2%			0.4%	0.0%	0.4%	0.6%	1.1%
Community Health & Wellbeing				13.3%		20.0%	7.8%	0.0%	7.8%	9.4%	17.2%
Mental Health	0.5%	6.6%	3.7%	2.4%	2.7%	5.8%	3.1%	0.1%	3.2%	1.8%	5.1%
Primary Care	2.0%	5.4%	4.2%	4.4%	1.1%	3.5%	2.8%	0.1%	2.9%	1.3%	4.2%
Disabilities	1.9%	9.8%	6.6%	4.0%	6.1%	8.4%	4.8%	0.3%	5.2%	2.6%	7.8%
Older People	0.0%	5.6%	3.9%	2.3%	2.1%	5.0%	2.8%	0.1%	2.9%	1.9%	4.8%

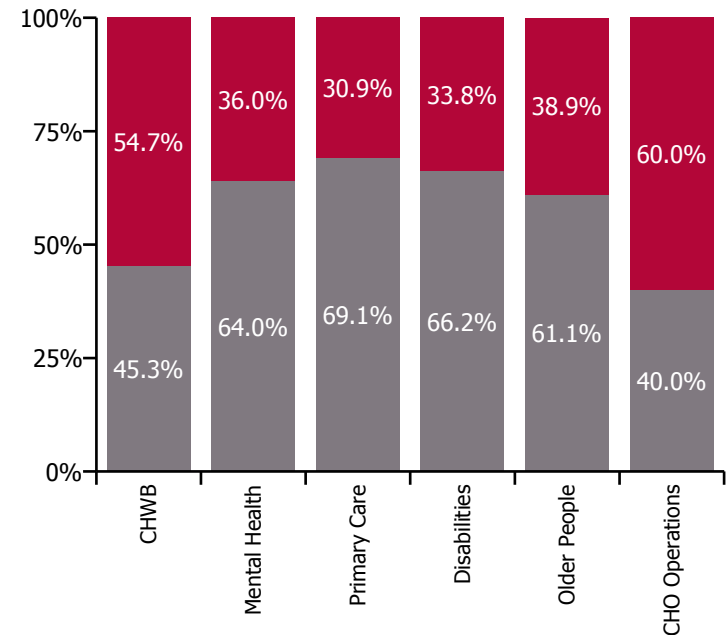
% of total lost hours



% of Covid-19 lost hours

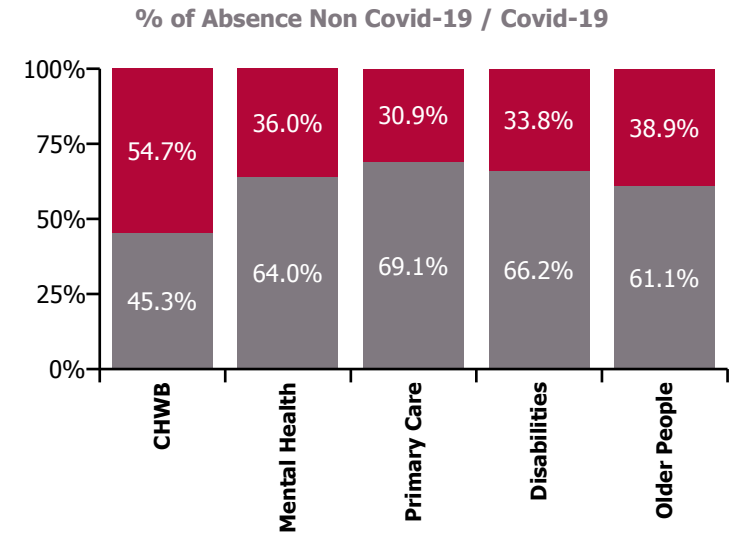
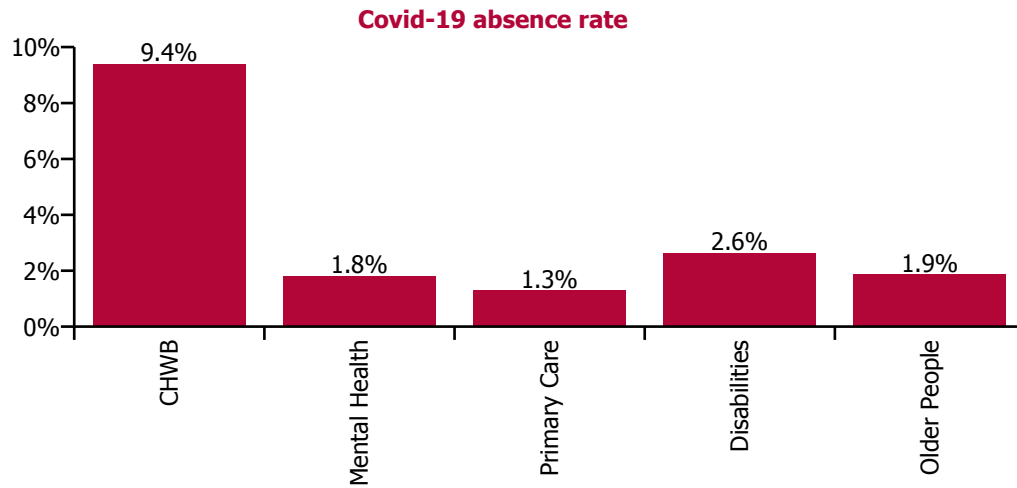


% of Absence Non Covid-19 / Covid-19



## April 2022

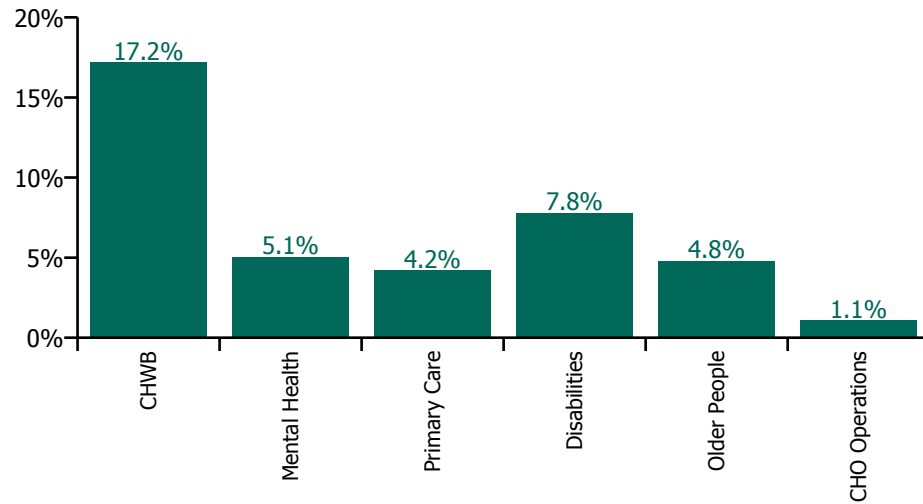
Health Service Covid-19 Absence Rate - by Staff Category & Care Group: Apr 2022	Medical & Dental	Nursing & Midwifery	Health & Social Care Professionals	Management & Administrative	General Support	Patient & Client Care	Covid-19 absence	Non Covid-19 absence	Total absence rate
<b>CHO 2</b>	<b>0.4%</b>	<b>2.5%</b>	<b>1.5%</b>	<b>3.8%</b>	<b>0.9%</b>	<b>2.1%</b>	<b>1.9%</b>	<b>3.7%</b>	<b>5.6%</b>
Community Health & Wellbeing				13.3%		6.7%	9.4%	7.8%	17.2%
Mental Health	0.2%	2.5%	0.7%	2.4%	1.5%	2.1%	1.8%	3.2%	5.1%
Primary Care	0.7%	2.0%	0.8%	4.4%	0.9%	0.6%	1.3%	2.9%	4.2%
Disabilities	0.0%	2.8%	2.5%	4.0%	1.1%	3.0%	2.6%	5.2%	7.8%
Older People	0.0%	2.8%	2.2%	2.3%	0.2%	1.4%	1.9%	2.9%	4.8%



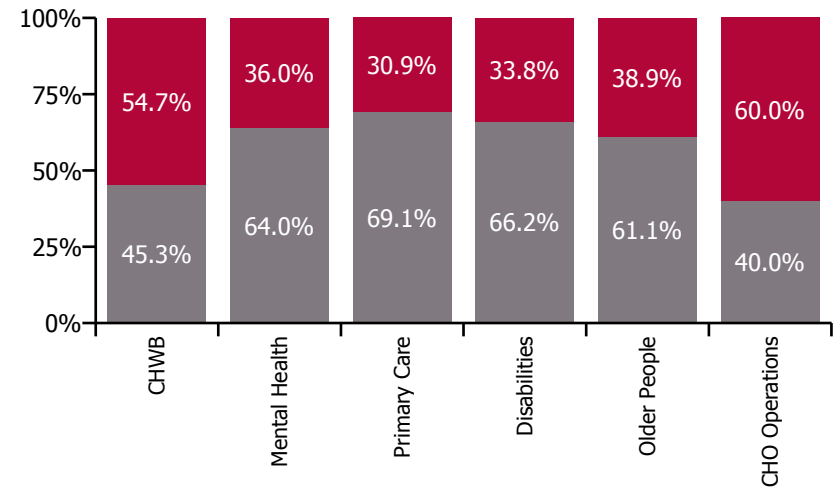
## April 2022

Health Service Absence Rate - by Care Group: Apr 2022	Medical & Dental	Nursing & Midwifery	Health & Social Care Professionals	Management & Administrative	General Support	Patient & Client Care	Certified absence	Self-certified absence	Non Covid-19 absence	Covid-19 absence	Total absence rate
<b>CHO 2</b>	<b>1.2%</b>	<b>6.5%</b>	<b>5.1%</b>	<b>3.5%</b>	<b>2.9%</b>	<b>6.5%</b>	<b>3.4%</b>	<b>0.2%</b>	<b>3.6%</b>	<b>1.9%</b>	<b>5.5%</b>
Health Service Executive	1.1%	5.9%	3.8%	3.4%	1.9%	4.9%	2.9%	0.1%	3.0%	1.6%	4.5%
Community Health & Wellbeing				13.3%		20.0%	7.8%	0.0%	7.8%	9.4%	17.2%
Mental Health	0.5%	6.6%	3.7%	2.4%	2.7%	5.8%	3.1%	0.1%	3.2%	1.8%	5.1%
Primary Care	2.0%	5.4%	4.2%	4.4%	1.1%	3.5%	2.8%	0.1%	2.9%	1.3%	4.2%
Disabilities	0.0%	4.5%	0.1%	2.4%	0.0%	3.3%	2.3%	0.0%	2.3%	0.5%	2.8%
Older People	0.0%	5.6%	3.9%	2.3%	2.1%	5.0%	2.8%	0.1%	2.9%	1.9%	4.8%
CHO Operations		0.0%		1.2%			0.4%	0.0%	0.4%	0.6%	1.1%
Section 38 Voluntary Agencies	2.7%	11.5%	7.4%	4.5%	7.1%	9.0%	5.2%	0.4%	5.6%	3.0%	8.6%

Total absence rate



Non Covid-19 & Covid-19 Absence



## CHO 2 by Staff Category

Year/ month	Medical & Dental	Nursing & Midwifery	Health & Social Care Professionals	Management & Administrative	General Support	Patient & Client Care	Certified absence	Self-certified absence	Non Covid-19 absence	Covid-19 absence	Total absence rate
<b>2022</b>	<b>2.4%</b>	<b>7.8%</b>	<b>6.2%</b>	<b>4.3%</b>	<b>3.3%</b>	<b>7.4%</b>	<b>3.5%</b>	<b>0.2%</b>	<b>3.7%</b>	<b>2.9%</b>	<b>6.6%</b>
Apr 2022	1.2%	6.5%	5.1%	3.5%	2.9%	6.5%	3.4%	0.2%	3.6%	1.9%	5.5%
Mar 2022	2.6%	8.6%	7.1%	4.7%	4.0%	7.1%	3.5%	0.2%	3.7%	3.3%	7.0%
Feb 2022	2.1%	6.5%	5.5%	3.4%	3.1%	6.0%	3.3%	0.2%	3.5%	1.9%	5.4%
Jan 2022	5.4%	9.4%	7.2%	5.6%	3.4%	10.0%	3.8%	0.2%	3.9%	4.5%	8.4%
<b>2021</b>	<b>2.1%</b>	<b>5.2%</b>	<b>3.7%</b>	<b>2.8%</b>	<b>3.2%</b>	<b>5.4%</b>	<b>3.1%</b>	<b>0.2%</b>	<b>3.3%</b>	<b>1.2%</b>	<b>4.5%</b>
Dec 2021	2.4%	7.2%	4.6%	3.4%	2.6%	6.8%	3.5%	0.2%	3.7%	2.1%	5.7%
Nov 2021	1.7%	6.3%	5.4%	3.5%	3.0%	5.6%	3.4%	0.3%	3.6%	1.6%	5.2%
Oct 2021	2.6%	5.4%	4.0%	3.1%	4.1%	4.9%	3.5%	0.2%	3.7%	0.9%	4.5%
Sep 2021	3.7%	4.8%	3.2%	2.6%	2.6%	3.4%	2.9%	0.1%	3.1%	0.6%	3.7%
Aug 2021	2.7%	5.9%	3.4%	2.2%	3.7%	4.5%	3.3%	0.1%	3.4%	0.9%	4.4%
Jul 2021	1.6%	4.0%	3.0%	2.3%	4.1%	4.2%	3.0%	0.1%	3.1%	0.5%	3.6%
Jun 2021	1.7%	3.1%	3.0%	2.2%	2.6%	4.0%	2.8%	0.1%	2.9%	0.3%	3.2%
May 2021	2.0%	2.1%	2.5%	2.1%	1.8%	3.4%	2.2%	0.0%	2.2%	0.4%	2.6%
Apr 2021	1.7%	3.5%	2.6%	2.7%	1.6%	4.4%	2.8%	0.1%	2.9%	0.5%	3.4%
Mar 2021	1.4%	4.4%	3.2%	2.6%	1.3%	5.6%	3.0%	0.2%	3.2%	0.9%	4.1%
Feb 2021	0.9%	6.9%	4.3%	2.6%	4.1%	9.1%	3.7%	0.3%	4.0%	2.3%	6.3%
Jan 2021	2.8%	8.9%	5.5%	4.2%	7.2%	9.5%	3.7%	0.1%	3.9%	3.9%	7.8%
<b>2020</b>	<b>2.0%</b>	<b>5.5%</b>	<b>4.3%</b>	<b>3.2%</b>	<b>3.0%</b>	<b>5.5%</b>	<b>3.6%</b>	<b>0.2%</b>	<b>3.8%</b>	<b>1.0%</b>	<b>4.8%</b>
Dec 2020	1.9%	5.7%	4.0%	2.4%	3.8%	5.2%	3.8%	0.2%	4.0%	0.7%	4.6%
Nov 2020	2.6%	5.3%	3.8%	2.9%	3.1%	4.9%	3.7%	0.2%	3.9%	0.4%	4.3%
Oct 2020	1.8%	6.0%	3.6%	3.4%	2.9%	5.4%	3.4%	0.2%	3.6%	1.2%	4.8%
Sep 2020	1.5%	5.0%	5.0%	2.4%	1.4%	5.2%	3.5%	0.2%	3.7%	0.7%	4.4%
Aug 2020	1.6%	4.4%	4.0%	2.5%	1.5%	4.3%	3.4%	0.2%	3.5%	0.3%	3.8%
Jul 2020	2.4%	4.2%	3.3%	2.6%	1.9%	3.7%	3.1%	0.2%	3.3%	0.2%	3.5%
Jun 2020	1.0%	4.2%	2.7%	2.3%	2.4%	3.8%	2.8%	0.2%	3.0%	0.4%	3.4%
May 2020	0.7%	6.4%	3.4%	3.1%	3.6%	6.5%	3.3%	0.1%	3.4%	1.8%	5.2%
Apr 2020	3.8%	9.0%	5.9%	4.9%	4.0%	9.0%	3.7%	0.1%	3.7%	3.8%	7.5%
Mar 2020	3.2%	7.7%	6.7%	5.3%	4.6%	7.0%	4.0%	0.2%	4.2%	2.4%	6.7%
Feb 2020	1.2%	3.8%	4.6%	3.0%	2.8%	5.1%	3.8%	0.3%	4.1%		4.1%
Jan 2020	2.9%	4.8%	5.2%	4.2%	4.4%	5.8%	4.7%	0.4%	5.0%		5.0%

<b>2019</b>	<b>1.4%</b>	<b>5.3%</b>	<b>3.9%</b>	<b>3.4%</b>	<b>3.2%</b>	<b>4.9%</b>	<b>4.2%</b>	<b>0.3%</b>	<b>4.5%</b>		<b>4.5%</b>
Dec 2019	1.6%	5.6%	5.0%	4.0%	2.6%	5.6%	4.5%	0.5%	5.0%		5.0%
Nov 2019	0.9%	5.4%	4.2%	3.6%	2.6%	5.3%	4.3%	0.3%	4.6%		4.6%
Oct 2019	2.0%	5.7%	4.3%	3.2%	3.8%	5.5%	4.5%	0.3%	4.9%		4.9%
Sep 2019	1.9%	5.8%	3.8%	2.6%	3.3%	4.7%	4.2%	0.3%	4.4%		4.4%
Aug 2019	3.0%	5.2%	4.0%	3.0%	3.4%	4.9%	4.2%	0.2%	4.5%		4.5%
Jul 2019	2.2%	4.8%	3.4%	2.3%	2.3%	4.2%	3.6%	0.2%	3.9%		3.9%
Jun 2019	1.5%	5.4%	3.6%	2.5%	2.6%	4.9%	4.0%	0.3%	4.3%		4.3%
May 2019	0.8%	5.2%	4.0%	3.3%	2.9%	4.3%	3.9%	0.2%	4.2%		4.2%
Apr 2019	0.6%	5.5%	3.1%	3.7%	3.3%	5.1%	4.2%	0.3%	4.5%		4.5%
Mar 2019	0.6%	5.0%	3.3%	3.5%	3.1%	4.8%	3.9%	0.3%	4.2%		4.2%
Feb 2019	1.0%	5.2%	4.1%	4.2%	4.0%	4.6%	4.2%	0.3%	4.5%		4.5%
Jan 2019	1.5%	5.0%	4.0%	5.3%	4.0%	5.0%	4.4%	0.4%	4.7%		4.7%

CHO 2 by Care Group

Year/ month	CHWB	Mental Health	Primary Care	Disabilities	Older People	Health Service Executive	Disabilities	Section 38 Voluntary Agencies	Certified absence	Self-certified absence	Non Covid-19 absence	Covid-19 absence	Total absence rate
2022	8.7%	5.7%	5.3%	4.5%	6.4%	5.7%	9.2%	9.2%	3.5%	0.2%	3.7%	2.9%	6.6%
Apr 2022	17.2%	5.1%	4.2%	2.8%	4.8%	4.6%	8.6%	8.6%	3.5%	0.2%	3.7%	1.9%	5.6%
Mar 2022	13.6%	7.1%	6.5%	5.8%	4.8%	6.2%	9.5%	9.5%	3.5%	0.2%	3.7%	3.3%	7.0%
Feb 2022		4.1%	4.1%	2.5%	6.4%	4.6%	7.7%	7.7%	3.3%	0.2%	3.5%	1.9%	5.4%
Jan 2022		6.6%	6.4%	6.9%	9.8%	7.5%	10.9%	10.9%	3.8%	0.2%	3.9%	4.5%	8.4%
2021	4.4%	3.5%	2.8%	4.0%	5.8%	4.0%	6.1%	6.1%	3.1%	0.2%	3.3%	1.2%	4.5%
Dec 2021		5.2%	3.9%	2.6%	6.2%	4.9%	8.7%	8.7%	3.5%	0.2%	3.7%	2.1%	5.7%
Nov 2021	2.5%	5.7%	3.5%	1.9%	5.0%	4.5%	7.7%	7.7%	3.4%	0.3%	3.6%	1.6%	5.2%
Oct 2021		3.8%	3.0%	2.8%	5.8%	4.0%	5.7%	5.7%	3.5%	0.2%	3.7%	0.9%	4.5%
Sep 2021		3.6%	2.7%	2.6%	3.9%	3.3%	5.0%	5.0%	2.9%	0.1%	3.1%	0.6%	3.7%
Aug 2021	7.8%	5.1%	2.5%	2.4%	5.4%	4.2%	5.1%	5.1%	3.3%	0.1%	3.4%	0.9%	4.4%
Jul 2021	3.3%	2.6%	2.1%	2.3%	5.7%	3.3%	4.9%	4.9%	3.0%	0.1%	3.1%	0.5%	3.6%
Jun 2021	2.2%	1.5%	2.2%	5.0%	3.8%	2.6%	4.8%	4.8%	2.8%	0.1%	2.9%	0.3%	3.2%
May 2021	1.7%	1.2%	1.8%	2.0%	2.3%	1.8%	5.0%	5.0%	2.2%	0.0%	2.2%	0.4%	2.6%
Apr 2021	12.2%	2.7%	2.1%	6.4%	4.0%	3.1%	4.2%	4.2%	2.8%	0.1%	2.9%	0.5%	3.4%
Mar 2021	11.6%	2.9%	2.3%	5.5%	4.9%	3.4%	6.3%	6.3%	3.0%	0.2%	3.2%	0.9%	4.1%
Feb 2021	9.5%	3.7%	3.3%	6.6%	11.0%	5.8%	7.8%	7.8%	3.7%	0.3%	4.0%	2.3%	6.3%
Jan 2021	5.7%	4.6%	5.1%	8.9%	12.5%	7.3%	9.1%	9.1%	3.7%	0.1%	3.9%	3.9%	7.8%
2020	0.5%	4.1%	4.2%	5.6%	5.1%	4.5%	5.6%	5.6%	3.6%	0.2%	3.8%	1.0%	4.8%
Dec 2020		3.6%	3.9%	5.9%	4.9%	4.2%	5.7%	5.7%	3.8%	0.2%	4.0%	0.7%	4.6%
Nov 2020	0.4%	3.7%	3.9%	5.7%	0.4%	3.9%	5.1%	5.1%	3.7%	0.2%	3.9%	0.4%	4.3%
Oct 2020		3.9%	4.7%	5.8%	4.7%	4.5%	5.8%	5.8%	3.4%	0.2%	3.6%	1.2%	4.8%
Sep 2020	2.4%	4.5%	3.5%	5.8%	4.2%	4.2%	5.3%	5.3%	3.5%	0.2%	3.7%	0.7%	4.4%
Aug 2020	0.9%	3.9%	3.8%	2.7%	3.3%	3.6%	4.3%	4.3%	3.4%	0.2%	3.5%	0.3%	3.8%
Jul 2020		3.5%	3.3%	4.4%	3.3%	3.4%	4.0%	4.0%	3.1%	0.2%	3.3%	0.2%	3.5%
Jun 2020	1.1%	3.0%	3.0%	4.6%	3.2%	3.1%	4.2%	4.2%	2.8%	0.2%	3.0%	0.4%	3.4%
May 2020		4.4%	3.5%	7.1%	6.5%	4.9%	6.1%	6.1%	3.3%	0.1%	3.4%	1.8%	5.2%
Apr 2020		5.9%	6.7%	9.2%	8.6%	7.1%	9.0%	9.0%	3.7%	0.1%	3.7%	3.8%	7.5%
Mar 2020	0.5%	6.4%	6.8%	5.0%	6.8%	6.5%	7.2%	7.2%	4.0%	0.2%	4.2%	2.4%	6.7%
Feb 2020	0.5%	2.3%	3.1%	5.9%	5.3%	3.6%	5.2%	5.2%	3.8%	0.3%	4.1%		4.1%
Jan 2020		4.1%	4.0%	5.4%	5.8%	4.7%	6.5%	6.5%	4.7%	0.4%	5.0%		5.0%
2019		4.1%	3.9%	4.9%	5.1%	4.4%	4.7%	4.7%	4.2%	0.3%	4.5%		4.5%
Dec 2019		4.4%	4.6%	4.8%	6.2%	5.0%	5.0%	5.0%	4.5%	0.5%	5.0%		5.0%
Nov 2019		3.5%	4.1%	4.4%	5.4%	4.3%	5.6%	5.6%	4.3%	0.3%	4.6%		4.6%
Oct 2019		3.6%	4.5%	4.6%	5.6%	4.5%	6.0%	6.0%	4.5%	0.3%	4.9%		4.9%
Sep 2019		4.0%	3.9%	6.4%	4.9%	4.4%	4.6%	4.6%	4.2%	0.3%	4.4%		4.4%
Aug 2019		4.0%	3.9%	6.1%	4.8%	4.3%	4.9%	4.9%	4.2%	0.2%	4.5%		4.5%
Jul 2019		4.1%	3.1%	3.8%	4.4%	3.8%	3.9%	3.9%	3.6%	0.2%	3.9%		3.9%
Jun 2019		3.9%	3.2%	5.2%	5.9%	4.4%	3.9%	3.9%	4.0%	0.3%	4.3%		4.3%
May 2019		3.6%	3.8%	6.1%	4.9%	4.2%	4.1%	4.1%	3.9%	0.2%	4.2%		4.2%
Apr 2019		4.0%	3.9%	5.5%	5.3%	4.4%	4.6%	4.6%	4.2%	0.3%	4.5%		4.5%
Mar 2019		4.5%	3.6%	4.9%	4.3%	4.2%	4.3%	4.3%	3.9%	0.3%	4.2%		4.2%
Feb 2019		4.1%	3.9%	3.7%	5.5%	4.4%	4.7%	4.7%	4.2%	0.3%	4.5%		4.5%
Jan 2019		5.3%	4.2%	3.5%	4.6%	4.7%	5.1%	5.1%	4.4%	0.4%	4.7%		4.7%

