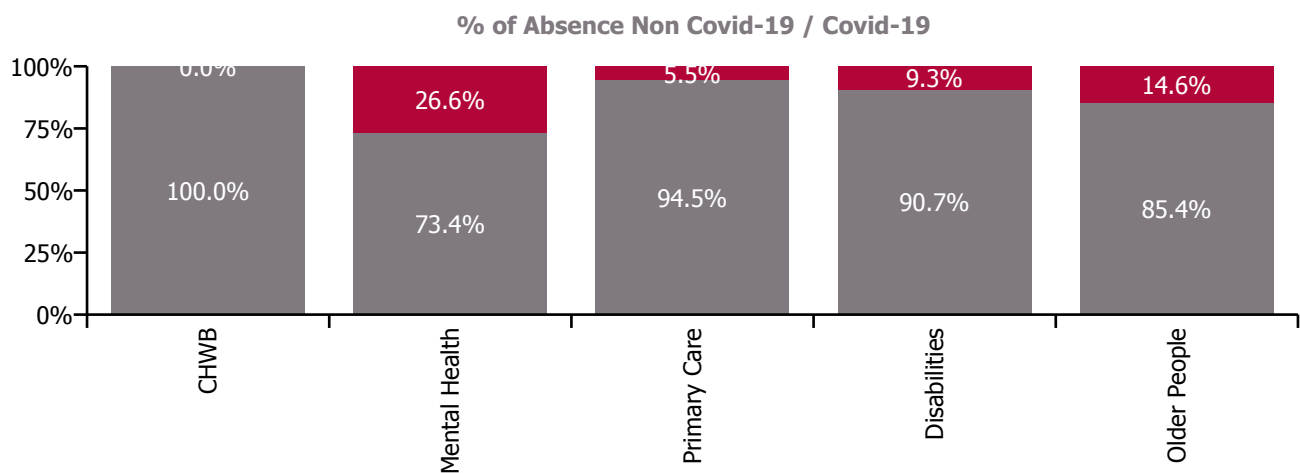
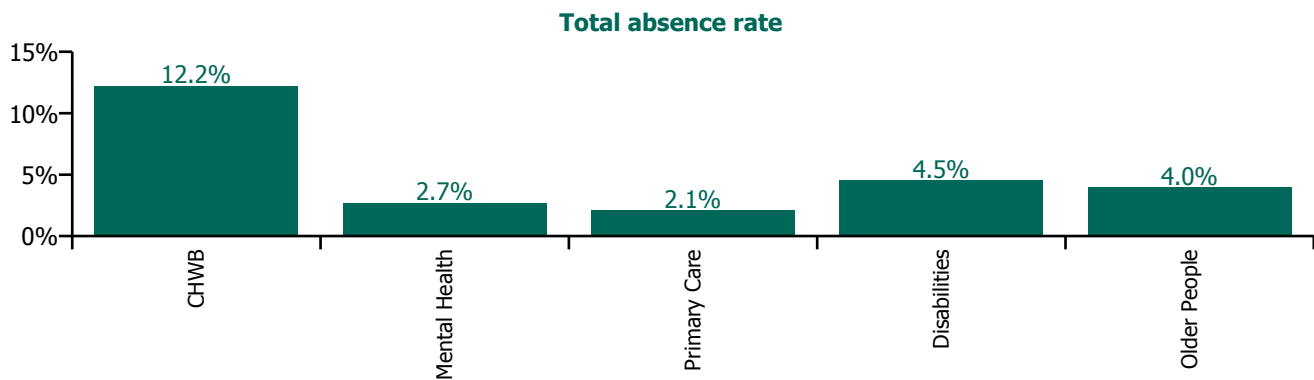


April 2021

Health Service Absence Rate - by Staff Category: Apr 2021	Certified absence	Self-certified absence	Non Covid-19 absence	Covid-19 absence	Total absence rate	% Non Covid-19 absence	% Covid-19 absence
CHO 2	2.8%	0.1%	2.9%	0.5%	3.4%	86.3%	13.7%
Medical & Dental	1.7%	0.0%	1.7%	0.0%	1.7%	100.0%	0.0%
Nursing & Midwifery	2.5%	0.1%	2.6%	0.9%	3.5%	75.3%	24.7%
Health & Social Care Professionals	2.2%	0.1%	2.2%	0.4%	2.6%	85.7%	14.3%
Management & Administrative	2.6%	0.1%	2.6%	0.0%	2.7%	99.3%	0.7%
General Support	1.6%	0.0%	1.6%	0.0%	1.6%	100.0%	0.0%
Patient & Client Care	3.8%	0.2%	4.0%	0.4%	4.4%	90.5%	9.5%

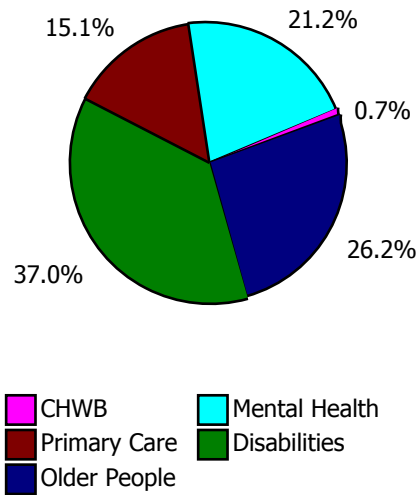
Health Service Absence Rate - by Care Group: Apr 2021	Certified absence	Self-certified absence	Non Covid-19 absence	Covid-19 absence	Total absence rate	% Non Covid-19 absence	% Covid-19 absence
CHO 2	2.8%	0.1%	2.9%	0.5%	3.4%	86.3%	13.7%
Community Health & Wellbeing	11.7%	0.5%	12.2%	0.0%	12.2%	100.0%	0.0%
Mental Health	1.9%	0.0%	2.0%	0.7%	2.7%	73.4%	26.6%
Primary Care	1.9%	0.1%	2.0%	0.1%	2.1%	94.5%	5.5%
Disabilities	3.9%	0.2%	4.1%	0.4%	4.5%	90.7%	9.3%
Older People	3.2%	0.2%	3.4%	0.6%	4.0%	85.4%	14.6%



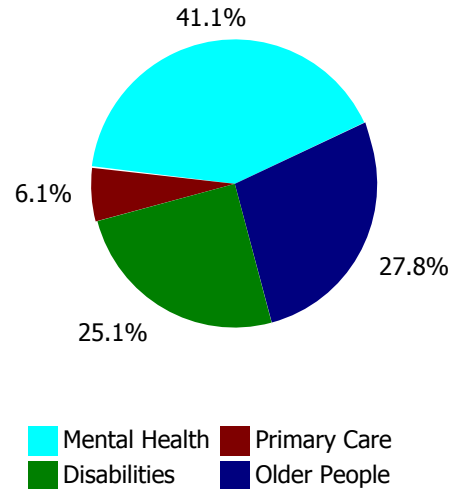
April 2021

Health Service Absence Rate - by Care Group: Apr 2021	Medical & Dental	Nursing & Midwifery	Health & Social Care Professionals	Management & Administrative	General Support	Patient & Client Care	Certified absence	Self-certified absence	Non Covid-19 absence	Covid-19 absence	Total absence rate
CHO 2	1.7%	3.5%	2.6%	2.7%	1.6%	4.4%	2.8%	0.1%	2.9%	0.5%	3.4%
Community Health & Wellbeing				13.5%		0.0%	11.7%	0.5%	12.2%	0.0%	12.2%
Mental Health	0.3%	3.4%	2.8%	2.4%	1.4%	2.4%	1.9%	0.0%	2.0%	0.7%	2.7%
Primary Care	3.8%	2.0%	2.1%	2.1%	0.1%	2.2%	1.9%	0.1%	2.0%	0.1%	2.1%
Disabilities	0.0%	4.8%	3.4%	3.6%	5.7%	5.1%	3.9%	0.2%	4.1%	0.4%	4.5%
Older People	0.0%	4.0%	0.0%	3.3%	0.3%	4.9%	3.2%	0.2%	3.4%	0.6%	4.0%

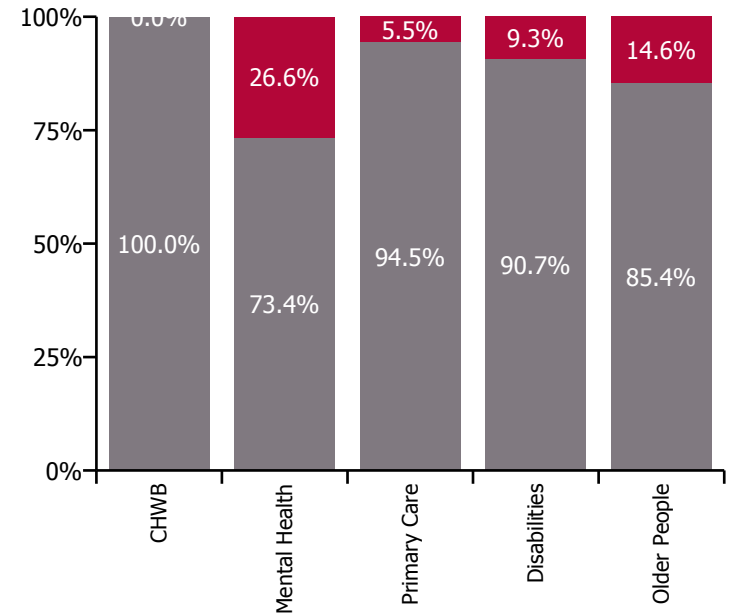
% of total lost hours



% of Covid-19 lost hours

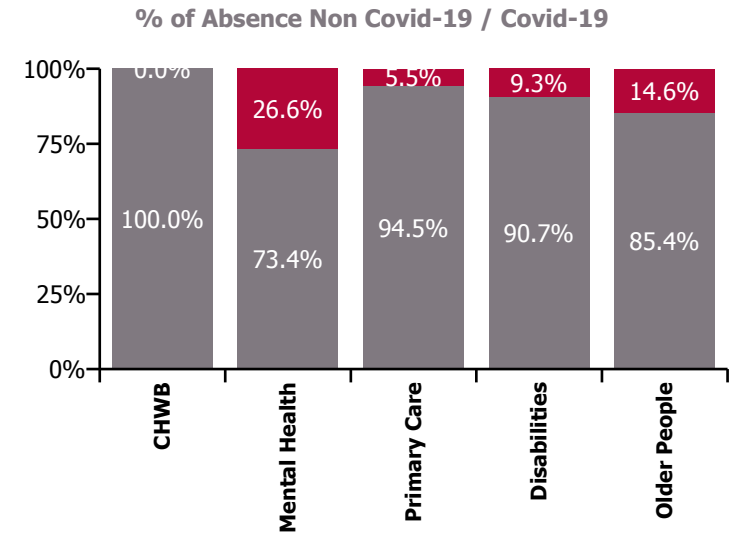
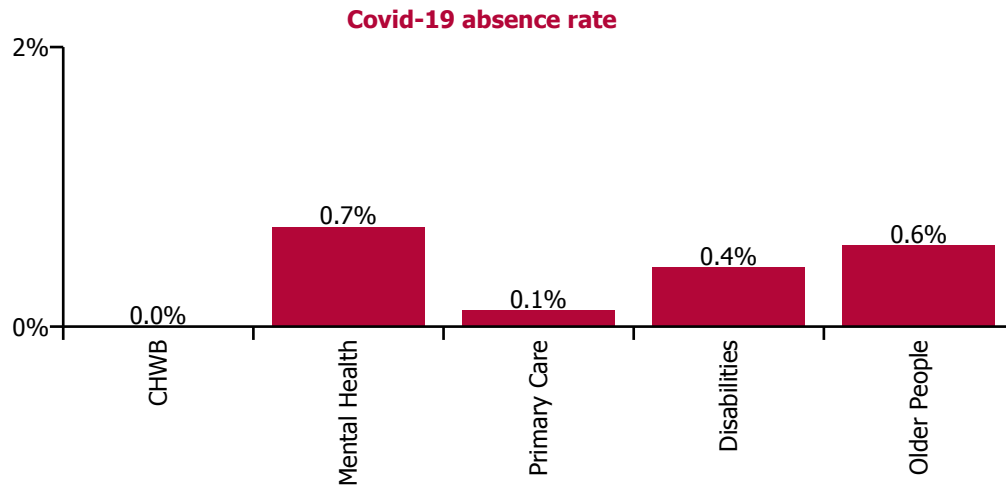


% of Absence Non Covid-19 / Covid-19



April 2021

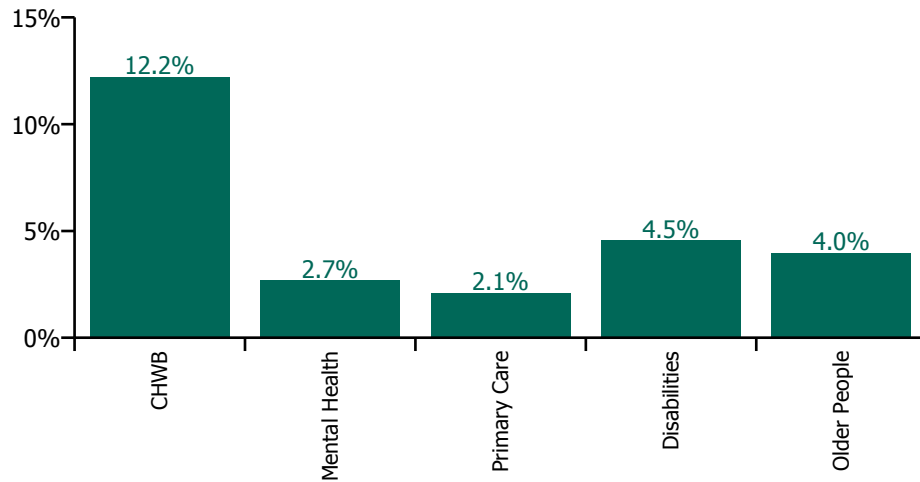
Health Service Covid-19 Absence Rate - by Staff Category & Care Group: Apr 2021	Medical & Dental	Nursing & Midwifery	Health & Social Care Professionals	Management & Administrative	General Support	Patient & Client Care	Covid-19 absence	Non Covid-19 absence	Total absence rate
CHO 2	0.0%	0.9%	0.4%	2.7%	0.0%	0.4%	0.5%	2.9%	3.4%
Community Health & Wellbeing				13.5%		0.0%	0.0%	12.2%	12.2%
Mental Health	0.0%	1.5%	0.0%	2.4%	0.0%	0.1%	0.7%	2.0%	2.7%
Primary Care	0.0%	0.1%	0.4%	2.1%	0.0%	0.0%	0.1%	2.0%	2.1%
Disabilities	0.0%	0.0%	0.6%	3.6%	0.0%	0.6%	0.4%	4.1%	4.5%
Older People	0.0%	1.0%	0.0%	3.3%	0.0%	0.5%	0.6%	3.4%	4.0%



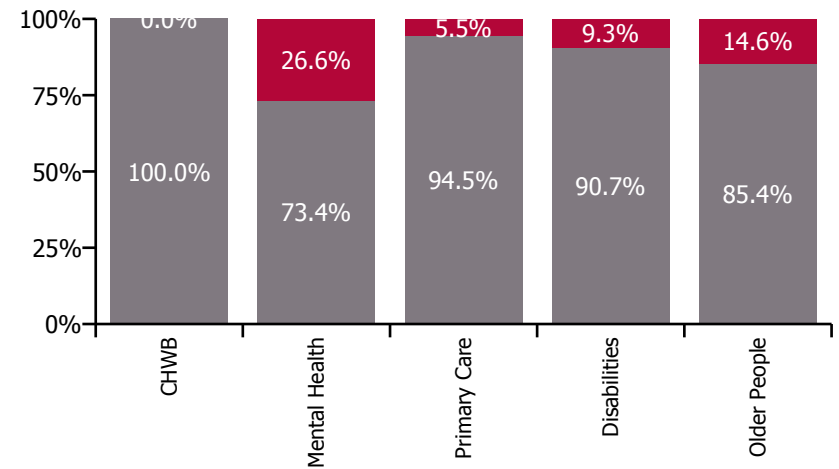
April 2021

Health Service Absence Rate - by Care Group: Apr 2021	Medical & Dental	Nursing & Midwifery	Health & Social Care Professionals	Management & Administrative	General Support	Patient & Client Care	Certified absence	Self-certified absence	Non Covid-19 absence	Covid-19 absence	Total absence rate
CHO 2	1.7%	3.5%	2.6%	2.7%	1.6%	4.4%	2.8%	0.1%	2.9%	0.5%	3.4%
Health Service Executive	1.7%	3.6%	2.1%	2.4%	0.6%	4.2%	2.5%	0.1%	2.6%	0.5%	3.1%
Community Health & Wellbeing				13.5%		0.0%	11.7%	0.5%	12.2%	0.0%	12.2%
Mental Health	0.3%	3.4%	2.8%	2.4%	1.4%	2.4%	1.9%	0.0%	2.0%	0.7%	2.7%
Primary Care	3.8%	2.0%	2.1%	2.1%	0.1%	2.2%	1.9%	0.1%	2.0%	0.1%	2.1%
Disabilities	0.0%	11.2%	0.6%	0.2%	0.0%	7.9%	5.8%	0.1%	5.9%	0.5%	6.4%
Older People	0.0%	4.0%	0.0%	3.3%	0.3%	4.9%	3.2%	0.2%	3.4%	0.6%	4.0%
Section 38 Voluntary Agencies	0.0%	2.6%	3.7%	4.7%	6.7%	4.7%	3.6%	0.2%	3.8%	0.4%	4.2%

Total absence rate



Non Covid-19 & Covid-19 Absence



CHO 2 by Staff Category

Year/ month	Medical & Dental	Nursing & Midwifery	Health & Social Care Professionals	Management & Administrative	General Support	Patient & Client Care	Certified absence	Self-certified absence	Non Covid-19 absence	Covid-19 absence	Total absence rate
2021	1.5%	5.9%	3.9%	3.0%	3.5%	7.1%	3.3%	0.2%	3.5%	1.9%	5.3%
Apr 2021	1.7%	3.5%	2.6%	2.7%	1.6%	4.4%	2.8%	0.1%	2.9%	0.5%	3.4%
Mar 2021	1.4%	4.4%	3.2%	2.6%	1.3%	5.6%	3.0%	0.2%	3.2%	0.9%	4.1%
Feb 2021	0.9%	6.9%	4.3%	2.6%	4.1%	9.1%	3.7%	0.3%	4.0%	2.3%	6.3%
Jan 2021	2.8%	8.9%	5.5%	4.2%	7.2%	9.5%	3.7%	0.1%	3.9%	3.9%	7.8%
2020	2.0%	5.5%	4.3%	3.2%	3.0%	5.5%	3.6%	0.2%	3.8%	1.0%	4.8%
Dec 2020	1.9%	5.7%	4.0%	2.4%	3.8%	5.2%	3.8%	0.2%	4.0%	0.7%	4.6%
Nov 2020	2.6%	5.3%	3.8%	2.9%	3.1%	4.9%	3.7%	0.2%	3.9%	0.4%	4.3%
Oct 2020	1.8%	6.0%	3.6%	3.4%	2.9%	5.4%	3.4%	0.2%	3.6%	1.2%	4.8%
Sep 2020	1.5%	5.0%	5.0%	2.4%	1.4%	5.2%	3.5%	0.2%	3.7%	0.7%	4.4%
Aug 2020	1.6%	4.4%	4.0%	2.5%	1.5%	4.3%	3.4%	0.2%	3.5%	0.3%	3.8%
Jul 2020	2.4%	4.2%	3.3%	2.6%	1.9%	3.7%	3.1%	0.2%	3.3%	0.2%	3.5%
Jun 2020	1.0%	4.2%	2.7%	2.3%	2.4%	3.8%	2.8%	0.2%	3.0%	0.4%	3.4%
May 2020	0.7%	6.4%	3.4%	3.1%	3.6%	6.5%	3.3%	0.1%	3.4%	1.8%	5.2%
Apr 2020	3.8%	9.0%	5.9%	4.9%	4.0%	9.0%	3.7%	0.1%	3.7%	3.8%	7.5%
Mar 2020	3.2%	7.7%	6.7%	5.3%	4.6%	7.0%	4.0%	0.2%	4.2%	2.4%	6.7%
Feb 2020	1.2%	3.8%	4.6%	3.0%	2.8%	5.1%	3.8%	0.3%	4.1%		4.1%
Jan 2020	2.9%	4.8%	5.2%	4.2%	4.4%	5.8%	4.7%	0.4%	5.0%		5.0%
2019	1.4%	5.3%	3.9%	3.4%	3.2%	4.9%	4.2%	0.3%	4.5%		4.5%
Dec 2019	1.6%	5.6%	5.0%	4.0%	2.6%	5.6%	4.5%	0.5%	5.0%		5.0%
Nov 2019	0.9%	5.4%	4.2%	3.6%	2.6%	5.3%	4.3%	0.3%	4.6%		4.6%
Oct 2019	2.0%	5.7%	4.3%	3.2%	3.8%	5.5%	4.5%	0.3%	4.9%		4.9%
Sep 2019	1.9%	5.8%	3.8%	2.6%	3.3%	4.7%	4.2%	0.3%	4.4%		4.4%
Aug 2019	3.0%	5.2%	4.0%	3.0%	3.4%	4.9%	4.2%	0.2%	4.5%		4.5%
Jul 2019	2.2%	4.8%	3.4%	2.3%	2.3%	4.2%	3.6%	0.2%	3.9%		3.9%
Jun 2019	1.5%	5.4%	3.6%	2.5%	2.6%	4.9%	4.0%	0.3%	4.3%		4.3%
May 2019	0.8%	5.2%	4.0%	3.3%	2.9%	4.3%	3.9%	0.2%	4.2%		4.2%
Apr 2019	0.6%	5.5%	3.1%	3.7%	3.3%	5.1%	4.2%	0.3%	4.5%		4.5%
Mar 2019	0.6%	5.0%	3.3%	3.5%	3.1%	4.8%	3.9%	0.3%	4.2%		4.2%
Feb 2019	1.0%	5.2%	4.1%	4.2%	4.0%	4.6%	4.2%	0.3%	4.5%		4.5%
Jan 2019	1.5%	5.0%	4.0%	5.3%	4.0%	5.0%	4.4%	0.4%	4.7%		4.7%

2018	1.5%	4.9%	4.1%	3.6%	3.1%	4.9%	4.1%	0.3%	4.4%		4.4%
------	------	------	------	------	------	------	------	------	------	--	------

CHO 2 by Care Group

Year/ month	CHWB	Mental Health	Primary Care	Disabilities	Older People	Health Service Executive	Disabilities	Section 38 Voluntary Agencies	Certified absence	Self-certified absence	Non Covid-19 absence	Covid-19 absence	Total absence rate
2021	9.8%	3.4%	3.1%	6.8%	7.9%	4.8%	6.9%	6.9%	3.3%	0.2%	3.5%	1.9%	5.3%
Apr 2021	12.2%	2.7%	2.1%	6.4%	4.0%	3.1%	4.2%	4.2%	2.8%	0.1%	2.9%	0.5%	3.4%
Mar 2021	11.6%	2.9%	2.3%	5.5%	4.9%	3.4%	6.3%	6.3%	3.0%	0.2%	3.2%	0.9%	4.1%
Feb 2021	9.5%	3.7%	3.3%	6.6%	11.0%	5.8%	7.8%	7.8%	3.7%	0.3%	4.0%	2.3%	6.3%
Jan 2021	5.7%	4.6%	5.1%	8.9%	12.5%	7.3%	9.1%	9.1%	3.7%	0.1%	3.9%	3.9%	7.8%
2020	0.5%	4.1%	4.2%	5.6%	5.1%	4.5%	5.6%	5.6%	3.6%	0.2%	3.8%	1.0%	4.8%
Dec 2020		3.6%	3.9%	5.9%	4.9%	4.2%	5.7%	5.7%	3.8%	0.2%	4.0%	0.7%	4.6%
Nov 2020	0.4%	3.7%	3.9%	5.7%	0.4%	3.9%	5.1%	5.1%	3.7%	0.2%	3.9%	0.4%	4.3%
Oct 2020		3.9%	4.7%	5.8%	4.7%	4.5%	5.8%	5.8%	3.4%	0.2%	3.6%	1.2%	4.8%
Sep 2020	2.4%	4.5%	3.5%	5.8%	4.2%	4.2%	5.3%	5.3%	3.5%	0.2%	3.7%	0.7%	4.4%
Aug 2020	0.9%	3.9%	3.8%	2.7%	3.3%	3.6%	4.3%	4.3%	3.4%	0.2%	3.5%	0.3%	3.8%
Jul 2020		3.5%	3.3%	4.4%	3.3%	3.4%	4.0%	4.0%	3.1%	0.2%	3.3%	0.2%	3.5%
Jun 2020	1.1%	3.0%	3.0%	4.6%	3.2%	3.1%	4.2%	4.2%	2.8%	0.2%	3.0%	0.4%	3.4%
May 2020		4.4%	3.5%	7.1%	6.5%	4.9%	6.1%	6.1%	3.3%	0.1%	3.4%	1.8%	5.2%
Apr 2020		5.9%	6.7%	9.2%	8.6%	7.1%	9.0%	9.0%	3.7%	0.1%	3.7%	3.8%	7.5%
Mar 2020	0.5%	6.4%	6.8%	5.0%	6.8%	6.5%	7.2%	7.2%	4.0%	0.2%	4.2%	2.4%	6.7%
Feb 2020	0.5%	2.3%	3.1%	5.9%	5.3%	3.6%	5.2%	5.2%	3.8%	0.3%	4.1%		4.1%
Jan 2020		4.1%	4.0%	5.4%	5.8%	4.7%	6.5%	6.5%	4.7%	0.4%	5.0%		5.0%
2019		4.1%	3.9%	4.9%	5.1%	4.4%	4.7%	4.7%	4.2%	0.3%	4.5%		4.5%
Dec 2019		4.4%	4.6%	4.8%	6.2%	5.0%	5.0%	5.0%	4.5%	0.5%	5.0%		5.0%
Nov 2019		3.5%	4.1%	4.4%	5.4%	4.3%	5.6%	5.6%	4.3%	0.3%	4.6%		4.6%
Oct 2019		3.6%	4.5%	4.6%	5.6%	4.5%	6.0%	6.0%	4.5%	0.3%	4.9%		4.9%
Sep 2019		4.0%	3.9%	6.4%	4.9%	4.4%	4.6%	4.6%	4.2%	0.3%	4.4%		4.4%
Aug 2019		4.0%	3.9%	6.1%	4.8%	4.3%	4.9%	4.9%	4.2%	0.2%	4.5%		4.5%
Jul 2019		4.1%	3.1%	3.8%	4.4%	3.8%	3.9%	3.9%	3.6%	0.2%	3.9%		3.9%
Jun 2019		3.9%	3.2%	5.2%	5.9%	4.4%	3.9%	3.9%	4.0%	0.3%	4.3%		4.3%
May 2019		3.6%	3.8%	6.1%	4.9%	4.2%	4.1%	4.1%	3.9%	0.2%	4.2%		4.2%
Apr 2019		4.0%	3.9%	5.5%	5.3%	4.4%	4.6%	4.6%	4.2%	0.3%	4.5%		4.5%
Mar 2019		4.5%	3.6%	4.9%	4.3%	4.2%	4.3%	4.3%	3.9%	0.3%	4.2%		4.2%
Feb 2019		4.1%	3.9%	3.7%	5.5%	4.4%	4.7%	4.7%	4.2%	0.3%	4.5%		4.5%
Jan 2019		5.3%	4.2%	3.5%	4.6%	4.7%	5.1%	5.1%	4.4%	0.4%	4.7%		4.7%

