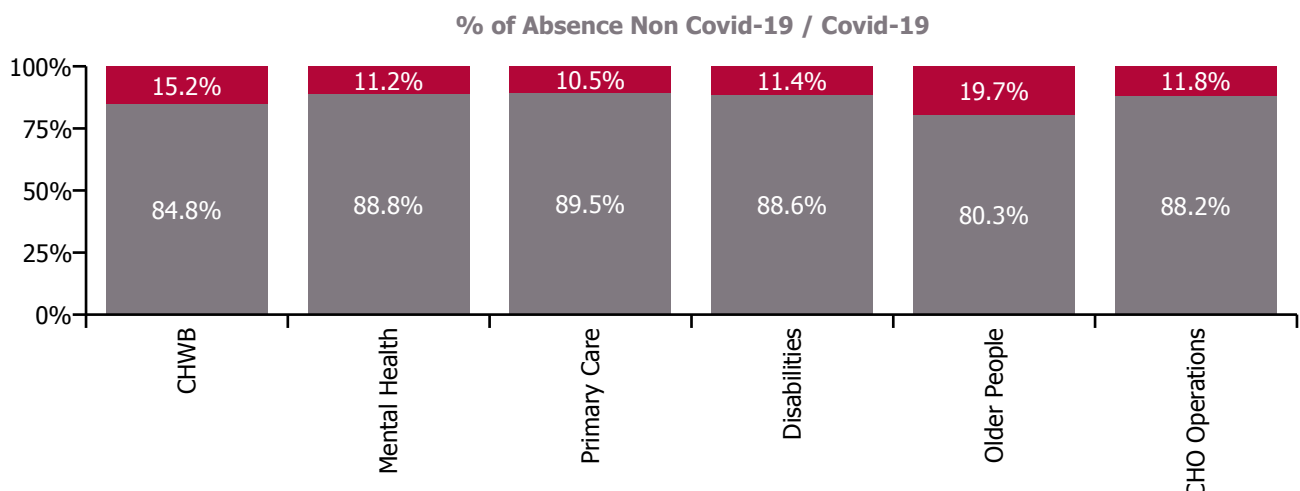
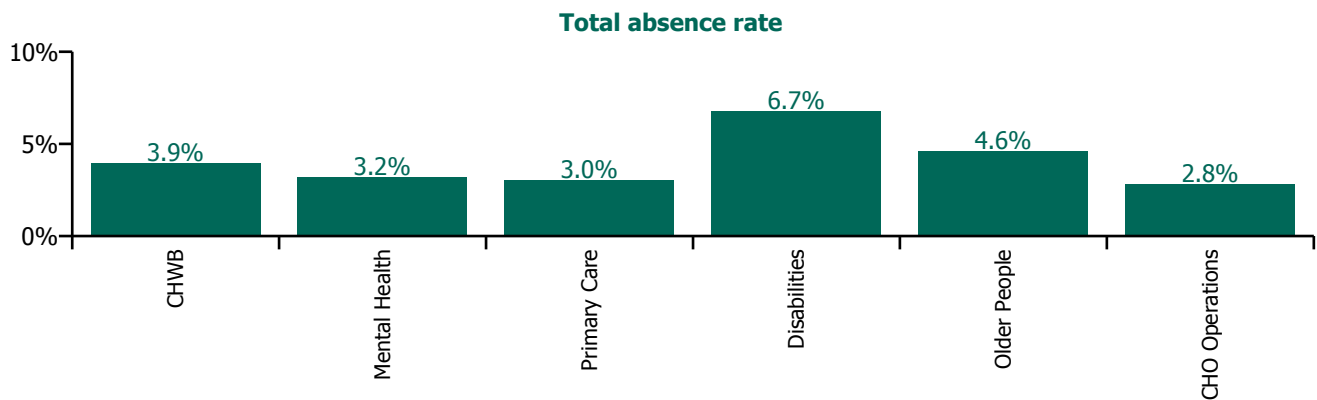


## August 2023

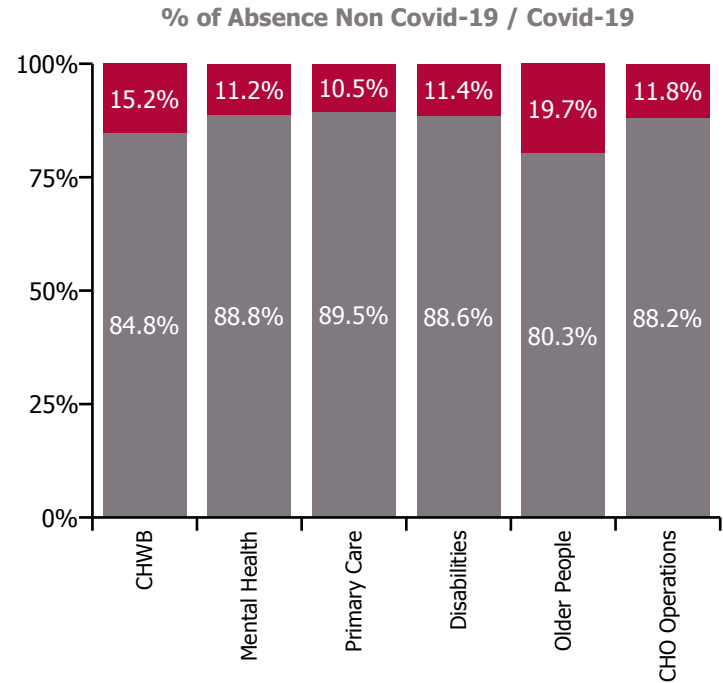
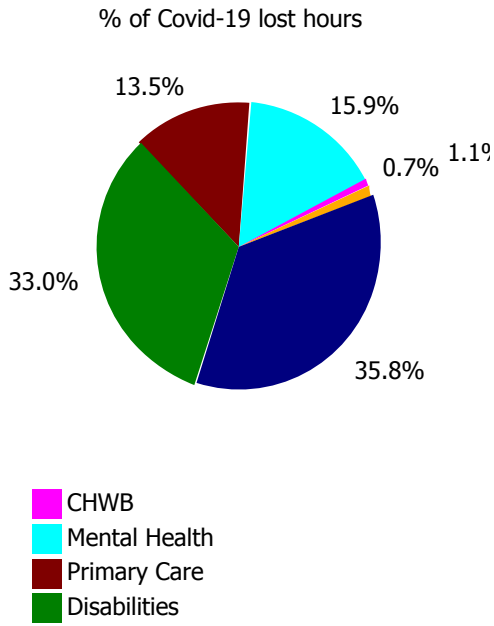
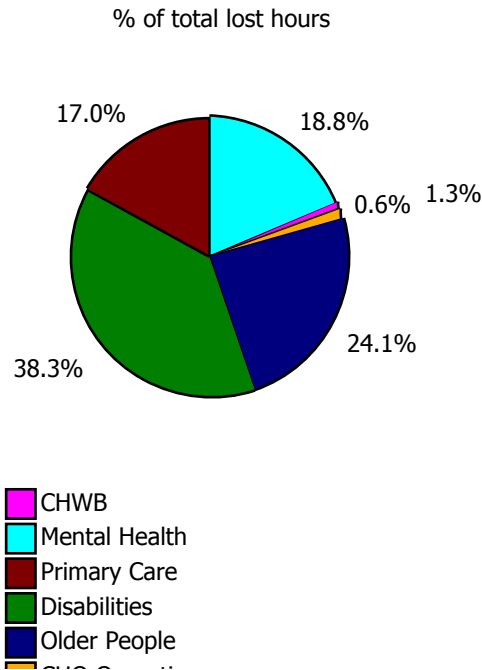
Health Service Absence Rate - by Staff Category: Aug 2023	Certified absence	Self-certified absence	Non Covid-19 absence	Covid-19 absence	Total absence rate	% Non Covid-19 absence	% Covid-19 absence
<b>CHO 2</b>	<b>3.6%</b>	<b>0.2%</b>	<b>3.8%</b>	<b>0.6%</b>	<b>4.3%</b>	<b>86.8%</b>	<b>13.2%</b>
Medical & Dental	0.4%	0.0%	0.4%	0.1%	0.5%	86.6%	13.4%
Nursing & Midwifery	3.6%	0.1%	3.7%	0.7%	4.5%	83.3%	16.7%
Health & Social Care Professionals	3.0%	0.2%	3.2%	0.3%	3.5%	91.8%	8.2%
Management & Administrative	2.5%	0.2%	2.7%	0.4%	3.1%	86.3%	13.7%
General Support	3.3%	0.0%	3.4%	0.3%	3.7%	90.9%	9.1%
Patient & Client Care	4.9%	0.3%	5.1%	0.7%	5.9%	87.4%	12.6%

Health Service Absence Rate - by Care Group: Aug 2023	Certified absence	Self-certified absence	Non Covid-19 absence	Covid-19 absence	Total absence rate	% Non Covid-19 absence	% Covid-19 absence
<b>CHO 2</b>	<b>3.6%</b>	<b>0.2%</b>	<b>3.8%</b>	<b>0.6%</b>	<b>4.3%</b>	<b>86.8%</b>	<b>13.2%</b>
CHO Operations	2.1%	0.3%	2.5%	0.3%	2.8%	88.2%	11.8%
Community Health & Wellbeing	3.0%	0.3%	3.3%	0.6%	3.9%	84.8%	15.2%
Mental Health	2.8%	0.0%	2.8%	0.4%	3.2%	88.8%	11.2%
Primary Care	2.6%	0.1%	2.7%	0.3%	3.0%	89.5%	10.5%
Disabilities	5.6%	0.4%	6.0%	0.8%	6.7%	88.6%	11.4%
Older People	3.5%	0.1%	3.7%	0.9%	4.6%	80.3%	19.7%



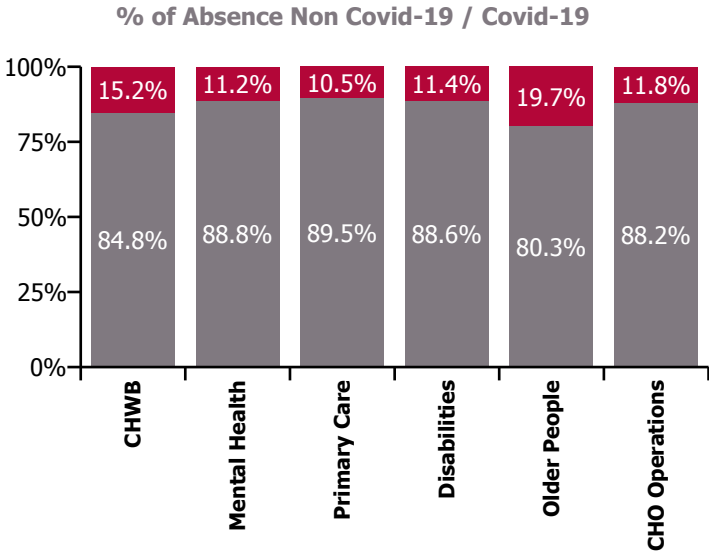
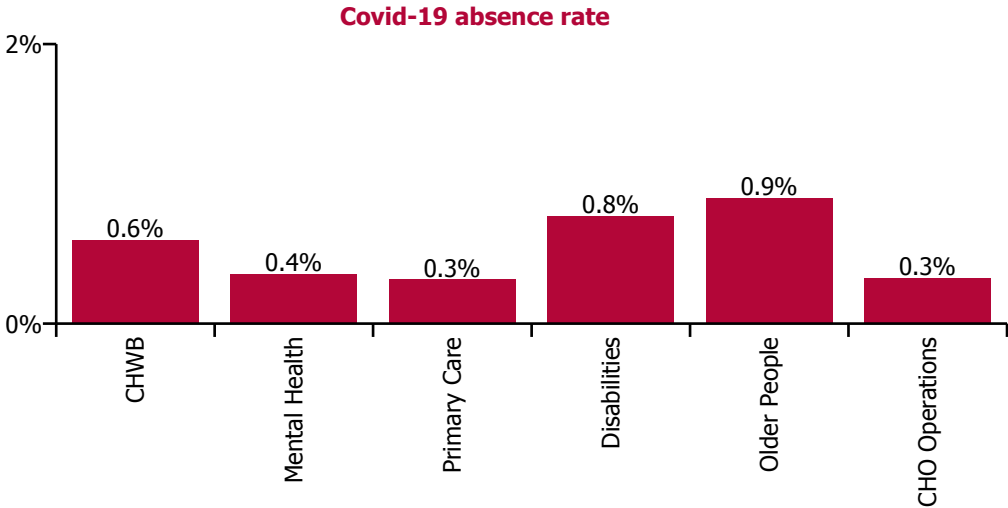
August 2023

Health Service Absence Rate - by Care Group: Aug 2023	Medical & Dental	Nursing & Midwifery	Health & Social Care Professionals	Management & Administrative	General Support	Patient & Client Care	Certified absence	Self-certified absence	Non Covid-19 absence	Covid-19 absence	Total absence rate
CHO 2	0.5%	4.5%	3.5%	3.1%	3.7%	5.9%	3.6%	0.2%	3.8%	0.6%	4.3%
CHO Operations		10.1%	0.9%	2.4%			2.1%	0.3%	2.5%	0.3%	2.8%
Community Health & Wellbeing		0.0%	0.0%	8.7%		0.6%	3.0%	0.3%	3.3%	0.6%	3.9%
Mental Health	0.4%	3.1%	2.5%	2.9%	4.1%	4.9%	2.8%	0.0%	2.8%	0.4%	3.2%
Primary Care	0.7%	4.7%	3.1%	2.3%	0.4%	2.7%	2.6%	0.1%	2.7%	0.3%	3.0%
Disabilities	0.0%	10.7%	4.8%	5.0%	6.1%	7.1%	5.6%	0.4%	6.0%	0.8%	6.7%
Older People	0.0%	3.6%	1.2%	3.6%	4.6%	5.6%	3.5%	0.1%	3.7%	0.9%	4.6%



August 2023

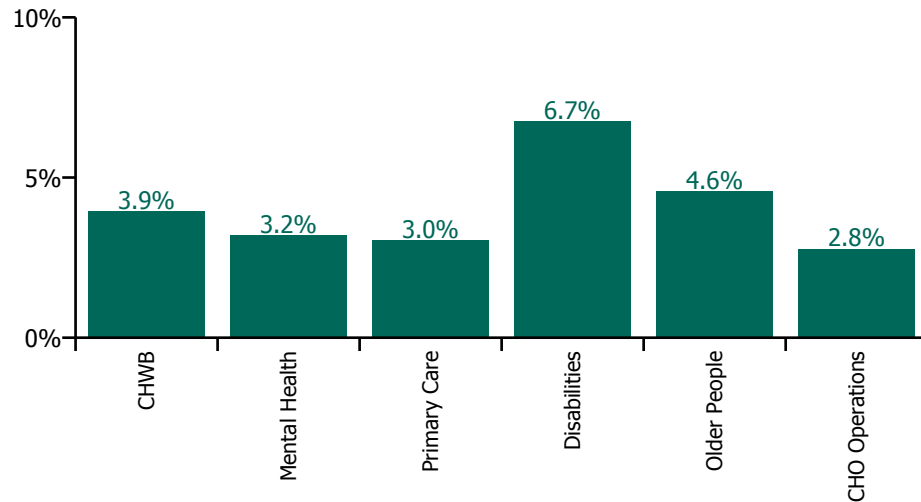
Health Service Covid-19 Absence Rate - by Staff Category & Care Group: Aug 2023	Medical & Dental	Nursing & Midwifery	Health & Social Care Professionals	Management & Administrative	General Support	Patient & Client Care	Covid-19 absence	Non Covid-19 absence	Total absence rate
CHO 2	0.1%	0.7%	0.3%	3.1%	0.3%	0.7%	0.6%	3.8%	4.3%
CHO Operations		2.3%	0.0%	2.4%			0.3%	2.5%	2.8%
Community Health & Wellbeing		0.0%	0.0%	8.7%		0.0%	0.6%	3.3%	3.9%
Mental Health	0.0%	0.4%	0.3%	2.9%	0.5%	0.4%	0.4%	2.8%	3.2%
Primary Care	0.2%	0.4%	0.3%	2.3%	0.0%	0.3%	0.3%	2.7%	3.0%
Disabilities	0.0%	1.1%	0.3%	5.0%	0.0%	0.9%	0.8%	6.0%	6.7%
Older People	0.0%	1.4%	0.3%	3.6%	0.6%	0.8%	0.9%	3.7%	4.6%



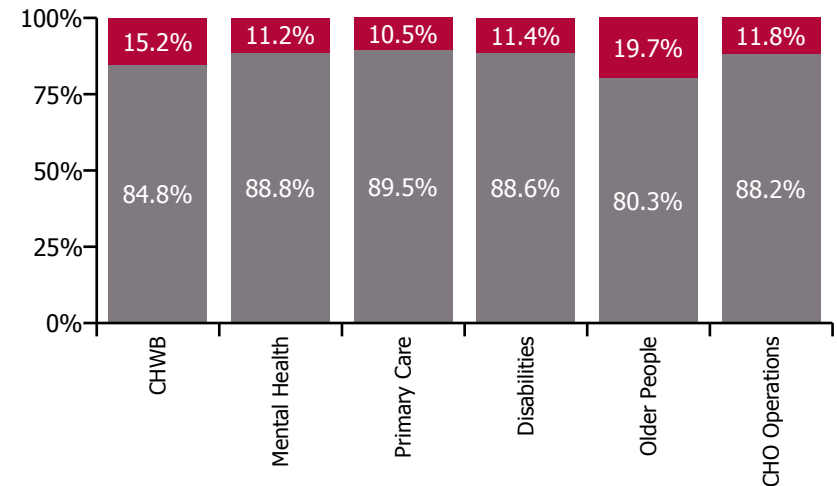
## August 2023

Health Service Absence Rate - by Care Group: Aug 2023	Medical & Dental	Nursing & Midwifery	Health & Social Care Professionals	Management & Administrative	General Support	Patient & Client Care	Certified absence	Self-certified absence	Non Covid-19 absence	Covid-19 absence	Total absence rate
<b>CHO 2</b>	<b>0.5%</b>	<b>4.5%</b>	<b>3.5%</b>	<b>3.1%</b>	<b>3.7%</b>	<b>5.9%</b>	<b>3.6%</b>	<b>0.2%</b>	<b>3.8%</b>	<b>0.6%</b>	<b>4.3%</b>
<b>Health Service Executive</b>	<b>0.5%</b>	<b>4.2%</b>	<b>2.7%</b>	<b>2.6%</b>	<b>3.2%</b>	<b>5.3%</b>	<b>3.1%</b>	<b>0.1%</b>	<b>3.2%</b>	<b>0.6%</b>	<b>3.8%</b>
Community Health & Wellbeing		0.0%	0.0%	8.7%		0.6%	3.0%	0.3%	3.3%	0.6%	3.9%
Mental Health	0.4%	3.1%	2.5%	2.9%	4.1%	4.9%	2.8%	0.0%	2.8%	0.4%	3.2%
Primary Care	0.7%	4.7%	3.1%	2.3%	0.4%	2.7%	2.6%	0.1%	2.7%	0.3%	3.0%
Disabilities	0.0%	18.5%	2.6%	0.1%	0.0%	7.9%	5.5%	0.2%	5.7%	1.3%	6.9%
Older People	0.0%	3.6%	1.2%	3.6%	4.6%	5.6%	3.5%	0.1%	3.7%	0.9%	4.6%
CHO Operations		10.1%	0.9%	2.4%			2.1%	0.3%	2.5%	0.3%	2.8%
<b>Section 38 Voluntary Agencies</b>	<b>0.0%</b>	<b>7.6%</b>	<b>5.4%</b>	<b>7.2%</b>	<b>7.8%</b>	<b>7.0%</b>	<b>5.6%</b>	<b>0.5%</b>	<b>6.1%</b>	<b>0.6%</b>	<b>6.7%</b>

**Total absence rate**



**Non Covid-19 & Covid-19 Absence**



## CHO 2 by Staff Category

Year/ month	Medical & Dental	Nursing & Midwifery	Health & Social Care Professionals	Management & Administrative	General Support	Patient & Client Care	Certified absence	Self-certified absence	Non Covid-19 absence	Covid-19 absence	Total absence rate
<b>2023</b>	<b>1.1%</b>	<b>4.3%</b>	<b>3.6%</b>	<b>3.5%</b>	<b>3.5%</b>	<b>5.4%</b>	<b>3.7%</b>	<b>0.2%</b>	<b>3.9%</b>	<b>0.4%</b>	<b>4.3%</b>
Aug 2023	0.5%	4.5%	3.5%	3.1%	3.7%	5.9%	3.6%	0.2%	3.8%	0.6%	4.3%
Jul 2023	2.6%	4.1%	3.7%	2.5%	2.9%	5.4%	3.7%	0.2%	3.9%	0.3%	4.2%
Jun 2023	0.4%	3.9%	3.4%	3.3%	3.2%	6.0%	3.8%	0.2%	4.0%	0.2%	4.2%
May 2023	0.8%	3.5%	3.6%	3.2%	3.6%	5.1%	3.5%	0.2%	3.7%	0.2%	3.9%
Apr 2023	1.0%	4.1%	3.6%	4.0%	3.6%	5.3%	3.6%	0.3%	3.9%	0.4%	4.3%
Mar 2023	0.7%	4.0%	3.6%	3.5%	4.3%	4.9%	3.5%	0.2%	3.7%	0.3%	4.0%
Feb 2023	1.5%	4.7%	3.5%	4.0%	2.9%	4.5%	3.6%	0.2%	3.8%	0.3%	4.1%
Jan 2023	2.9%	5.3%	4.1%	4.3%	3.7%	6.4%	4.2%	0.3%	4.6%	0.7%	5.2%
<b>2022</b>	<b>1.1%</b>	<b>5.7%</b>	<b>5.1%</b>	<b>3.9%</b>	<b>3.3%</b>	<b>6.3%</b>	<b>3.6%</b>	<b>0.2%</b>	<b>3.8%</b>	<b>1.5%</b>	<b>5.3%</b>
Dec 2022	0.3%	5.0%	4.7%	4.2%	3.7%	5.4%	3.8%	0.3%	4.1%	0.6%	4.7%
Nov 2022	0.6%	3.8%	3.9%	2.7%	2.9%	5.6%	3.4%	0.3%	3.6%	0.4%	4.1%
Oct 2022	1.1%	4.9%	5.1%	3.4%	2.9%	6.1%	4.1%	0.3%	4.4%	0.5%	4.9%
Sep 2022	0.2%	4.0%	3.9%	2.7%	2.8%	5.4%	3.3%	0.2%	3.5%	0.5%	4.0%
Aug 2022	0.3%	4.9%	4.5%	3.5%	3.5%	5.6%	3.7%	0.2%	3.9%	0.7%	4.6%
Jul 2022	0.5%	5.2%	5.0%	5.0%	4.4%	6.4%	3.8%	0.2%	4.0%	1.4%	5.4%
Jun 2022	0.7%	5.5%	5.7%	4.3%	4.1%	6.4%	3.6%	0.2%	3.7%	1.7%	5.4%
May 2022	0.9%	4.7%	4.4%	3.6%	2.1%	5.0%	3.6%	0.2%	3.7%	0.7%	4.4%
Apr 2022	1.2%	6.5%	5.1%	3.5%	2.9%	6.5%	3.4%	0.2%	3.6%	1.9%	5.5%
Mar 2022	2.6%	8.6%	7.1%	4.7%	4.0%	7.1%	3.5%	0.2%	3.7%	3.3%	7.0%
Feb 2022	2.1%	6.5%	5.5%	3.4%	3.1%	6.0%	3.3%	0.2%	3.5%	1.9%	5.4%
Jan 2022	5.4%	9.4%	7.2%	5.6%	3.4%	10.0%	3.8%	0.2%	3.9%	4.5%	8.4%
<b>2021</b>	<b>2.1%</b>	<b>5.2%</b>	<b>3.7%</b>	<b>2.8%</b>	<b>3.2%</b>	<b>5.4%</b>	<b>3.1%</b>	<b>0.2%</b>	<b>3.3%</b>	<b>1.2%</b>	<b>4.5%</b>
Dec 2021	2.4%	7.2%	4.6%	3.4%	2.6%	6.8%	3.5%	0.2%	3.7%	2.1%	5.7%
Nov 2021	1.7%	6.3%	5.4%	3.5%	3.0%	5.6%	3.4%	0.3%	3.6%	1.6%	5.2%
Oct 2021	2.6%	5.4%	4.0%	3.1%	4.1%	4.9%	3.5%	0.2%	3.7%	0.9%	4.5%
Sep 2021	3.7%	4.8%	3.2%	2.6%	2.6%	3.4%	2.9%	0.1%	3.1%	0.6%	3.7%
Aug 2021	2.7%	5.9%	3.4%	2.2%	3.7%	4.5%	3.3%	0.1%	3.4%	0.9%	4.4%
Jul 2021	1.6%	4.0%	3.0%	2.3%	4.1%	4.2%	3.0%	0.1%	3.1%	0.5%	3.6%
Jun 2021	1.7%	3.1%	3.0%	2.2%	2.6%	4.0%	2.8%	0.1%	2.9%	0.3%	3.2%
May 2021	2.0%	2.1%	2.5%	2.1%	1.8%	3.4%	2.2%	0.0%	2.2%	0.4%	2.6%

Apr 2021	1.7%	3.5%	2.6%	2.7%	1.6%	4.4%	2.8%	0.1%	2.9%	0.5%	3.4%
Mar 2021	1.4%	4.4%	3.2%	2.6%	1.3%	5.6%	3.0%	0.2%	3.2%	0.9%	4.1%
Feb 2021	0.9%	6.9%	4.3%	2.6%	4.1%	9.1%	3.7%	0.3%	4.0%	2.3%	6.3%
Jan 2021	2.8%	8.9%	5.5%	4.2%	7.2%	9.5%	3.7%	0.1%	3.9%	3.9%	7.8%
<b>2020</b>	<b>2.0%</b>	<b>5.5%</b>	<b>4.3%</b>	<b>3.2%</b>	<b>3.0%</b>	<b>5.5%</b>	<b>3.6%</b>	<b>0.2%</b>	<b>3.8%</b>	<b>1.0%</b>	<b>4.8%</b>
Dec 2020	1.9%	5.7%	4.0%	2.4%	3.8%	5.2%	3.8%	0.2%	4.0%	0.7%	4.6%
Nov 2020	2.6%	5.3%	3.8%	2.9%	3.1%	4.9%	3.7%	0.2%	3.9%	0.4%	4.3%
Oct 2020	1.8%	6.0%	3.6%	3.4%	2.9%	5.4%	3.4%	0.2%	3.6%	1.2%	4.8%
Sep 2020	1.5%	5.0%	5.0%	2.4%	1.4%	5.2%	3.5%	0.2%	3.7%	0.7%	4.4%
Aug 2020	1.6%	4.4%	4.0%	2.5%	1.5%	4.3%	3.4%	0.2%	3.5%	0.3%	3.8%
Jul 2020	2.4%	4.2%	3.3%	2.6%	1.9%	3.7%	3.1%	0.2%	3.3%	0.2%	3.5%
Jun 2020	1.0%	4.2%	2.7%	2.3%	2.4%	3.8%	2.8%	0.2%	3.0%	0.4%	3.4%
May 2020	0.7%	6.4%	3.4%	3.1%	3.6%	6.5%	3.3%	0.1%	3.4%	1.8%	5.2%
Apr 2020	3.8%	9.0%	5.9%	4.9%	4.0%	9.0%	3.7%	0.1%	3.7%	3.8%	7.5%
Mar 2020	3.2%	7.7%	6.7%	5.3%	4.6%	7.0%	4.0%	0.2%	4.2%	2.4%	6.7%
Feb 2020	1.2%	3.8%	4.6%	3.0%	2.8%	5.1%	3.8%	0.3%	4.1%		4.1%
Jan 2020	2.9%	4.8%	5.2%	4.2%	4.4%	5.8%	4.7%	0.4%	5.0%		5.0%

CHO 2 by Care Group

Year/ month	CHWB	Mental Health	Primary Care	Disabilities	Older People	CHO Operations	Health Service Executive	Disabilities	Section 38 Voluntary Agencies	Certified absence	Self-certified absence	Non Covid-19 absence	Covid-19 absence	Total absence rate
2023	1.9%	3.2%	3.0%	4.9%	5.1%	2.6%	3.7%	5.9%	5.9%	3.7%	0.2%	3.9%	0.4%	4.3%
Aug 2023	3.9%	3.2%	3.0%	6.9%	4.6%	2.8%	3.8%	6.7%	6.7%	3.6%	0.2%	3.8%	0.6%	4.3%
Jul 2023	1.0%	3.3%	3.1%	5.6%	4.8%	1.5%	3.8%	5.4%	5.4%	3.7%	0.2%	3.9%	0.3%	4.2%
Jun 2023	0.3%	2.9%	2.9%	7.2%	5.3%	2.5%	3.8%	5.6%	5.6%	3.8%	0.2%	4.0%	0.2%	4.2%
May 2023	0.7%	2.6%	2.6%	4.7%	4.1%	3.0%	3.1%	5.8%	5.8%	3.5%	0.2%	3.7%	0.2%	3.9%
Apr 2023	3.1%	2.8%	3.0%	4.1%	5.1%	2.4%	3.6%	6.3%	6.3%	3.6%	0.3%	3.9%	0.4%	4.3%
Mar 2023	1.6%	3.2%	2.7%	3.8%	5.2%	2.4%	3.6%	5.5%	5.5%	3.5%	0.2%	3.7%	0.3%	4.0%
Feb 2023	2.8%	2.8%	3.2%	3.3%	5.5%	2.0%	3.7%	5.4%	5.4%	3.6%	0.2%	3.8%	0.3%	4.1%
Jan 2023	1.8%	4.5%	3.8%	2.6%	6.2%	4.4%	4.6%	7.0%	7.0%	4.2%	0.3%	4.6%	0.7%	5.2%
2022	3.6%	4.7%	3.8%	3.6%	5.3%	2.8%	4.5%	7.6%	7.6%	3.6%	0.2%	3.8%	1.5%	5.3%
Dec 2022	2.1%	4.3%	3.2%	3.0%	4.7%	4.2%	4.0%	7.2%	7.2%	3.8%	0.3%	4.1%	0.6%	4.7%
Nov 2022	0.5%	3.7%	1.9%	2.9%	5.1%	2.0%	3.4%	6.1%	6.1%	3.4%	0.3%	3.6%	0.4%	4.1%
Oct 2022	1.8%	4.5%	3.2%	3.4%	5.6%	2.0%	4.3%	6.2%	6.2%	4.1%	0.3%	4.4%	0.5%	4.9%
Sep 2022		3.3%	2.3%	2.9%	4.7%	0.7%	3.3%	6.6%	6.6%	3.3%	0.2%	3.5%	0.5%	4.0%
Aug 2022	0.5%	3.9%	2.7%	2.1%	5.7%	6.2%	3.9%	7.0%	7.0%	3.7%	0.2%	3.9%	0.7%	4.6%
Jul 2022		5.2%	4.3%	3.2%	4.9%	4.0%	4.7%	7.7%	7.7%	3.8%	0.2%	4.0%	1.4%	5.4%
Jun 2022	6.0%	5.0%	3.7%	4.9%	4.8%	2.8%	4.5%	8.4%	8.4%	3.6%	0.2%	3.7%	1.7%	5.4%
May 2022	7.1%	4.1%	3.2%	2.5%	3.1%	1.9%	3.4%	6.4%	6.4%	3.6%	0.2%	3.7%	0.7%	4.4%
Apr 2022	17.2%	5.1%	4.2%	2.8%	4.8%	1.1%	4.5%	8.6%	8.6%	3.4%	0.2%	3.6%	1.9%	5.5%
Mar 2022	13.6%	7.1%	6.5%	5.8%	4.8%		6.2%	9.5%	9.5%	3.5%	0.2%	3.7%	3.3%	7.0%
Feb 2022		4.1%	4.1%	2.5%	6.4%		4.6%	7.7%	7.7%	3.3%	0.2%	3.5%	1.9%	5.4%
Jan 2022		6.6%	6.4%	6.9%	9.8%		7.5%	10.9%	10.9%	3.8%	0.2%	3.9%	4.5%	8.4%
2021	4.4%	3.5%	2.8%	4.0%	5.8%		4.0%	6.1%	6.1%	3.1%	0.2%	3.3%	1.2%	4.5%
Dec 2021		5.2%	3.9%	2.6%	6.2%		4.9%	8.7%	8.7%	3.5%	0.2%	3.7%	2.1%	5.7%
Nov 2021	2.5%	5.7%	3.5%	1.9%	5.0%		4.5%	7.7%	7.7%	3.4%	0.3%	3.6%	1.6%	5.2%
Oct 2021		3.8%	3.0%	2.8%	5.8%		4.0%	5.7%	5.7%	3.5%	0.2%	3.7%	0.9%	4.5%
Sep 2021		3.6%	2.7%	2.6%	3.9%		3.3%	5.0%	5.0%	2.9%	0.1%	3.1%	0.6%	3.7%
Aug 2021	7.8%	5.1%	2.5%	2.4%	5.4%		4.2%	5.1%	5.1%	3.3%	0.1%	3.4%	0.9%	4.4%
Jul 2021	3.3%	2.6%	2.1%	2.3%	5.7%		3.3%	4.9%	4.9%	3.0%	0.1%	3.1%	0.5%	3.6%
Jun 2021	2.2%	1.5%	2.2%	5.0%	3.8%		2.6%	4.8%	4.8%	2.8%	0.1%	2.9%	0.3%	3.2%
May 2021	1.7%	1.2%	1.8%	2.0%	2.3%		1.8%	5.0%	5.0%	2.2%	0.0%	2.2%	0.4%	2.6%
Apr 2021	12.2%	2.7%	2.1%	6.4%	4.0%		3.1%	4.2%	4.2%	2.8%	0.1%	2.9%	0.5%	3.4%
Mar 2021	11.6%	2.9%	2.3%	5.5%	4.9%		3.4%	6.3%	6.3%	3.0%	0.2%	3.2%	0.9%	4.1%
Feb 2021	9.5%	3.7%	3.3%	6.6%	11.0%		5.8%	7.8%	7.8%	3.7%	0.3%	4.0%	2.3%	6.3%
Jan 2021	5.7%	4.6%	5.1%	8.9%	12.5%		7.3%	9.1%	9.1%	3.7%	0.1%	3.9%	3.9%	7.8%
2020	0.5%	4.1%	4.2%	5.6%	5.1%		4.5%	5.6%	5.6%	3.6%	0.2%	3.8%	1.0%	4.8%
Dec 2020		3.6%	3.9%	5.9%	4.9%		4.2%	5.7%	5.7%	3.8%	0.2%	4.0%	0.7%	4.6%
Nov 2020	0.4%	3.7%	3.9%	5.7%	0.4%		3.9%	5.1%	5.1%	3.7%	0.2%	3.9%	0.4%	4.3%
Oct 2020		3.9%	4.7%	5.8%	4.7%		4.5%	5.8%	5.8%	3.4%	0.2%	3.6%	1.2%	4.8%
Sep 2020	2.4%	4.5%	3.5%	5.8%	4.2%		4.2%	5.3%	5.3%	3.5%	0.2%	3.7%	0.7%	4.4%
Aug 2020	0.9%	3.9%	3.8%	2.7%	3.3%		3.6%	4.3%	4.3%	3.4%	0.2%	3.5%	0.3%	3.8%
Jul 2020		3.5%	3.3%	4.4%	3.3%		3.4%	4.0%	4.0%	3.1%	0.2%	3.3%	0.2%	3.5%
Jun 2020	1.1%	3.0%	3.0%	4.6%	3.2%		3.1%	4.2%	4.2%	2.8%	0.2%	3.0%	0.4%	3.4%
May 2020		4.4%	3.5%	7.1%	6.5%		4.9%	6.1%	6.1%	3.3%	0.1%	3.4%	1.8%	5.2%
Apr 2020		5.9%	6.7%	9.2%	8.6%		7.1%	9.0%	9.0%	3.7%	0.1%	3.7%	3.8%	7.5%
Mar 2020	0.5%	6.4%	6.8%	5.0%	6.8%		6.5%	7.2%	7.2%	4.0%	0.2%	4.2%	2.4%	6.7%
Feb 2020	0.5%	2.3%	3.1%	5.9%	5.3%		3.6%	5.2%	5.2%	3.8%	0.3%	4.1%		4.1%
Jan 2020		4.1%	4.0%	5.4%	5.8%		4.7%	6.5%	6.5%	4.7%	0.4%	5.0%		5.0%

