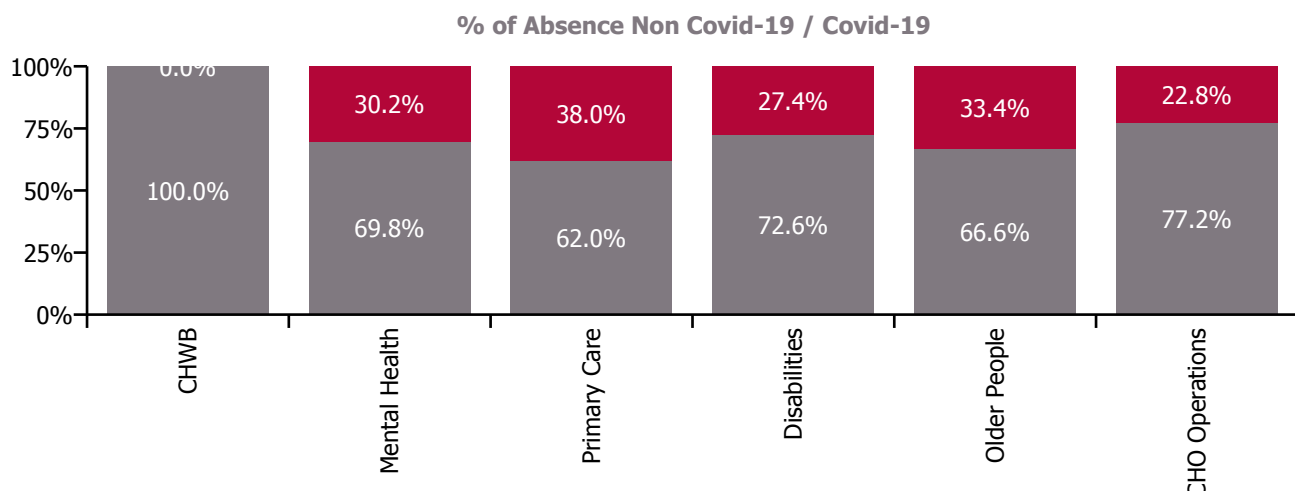
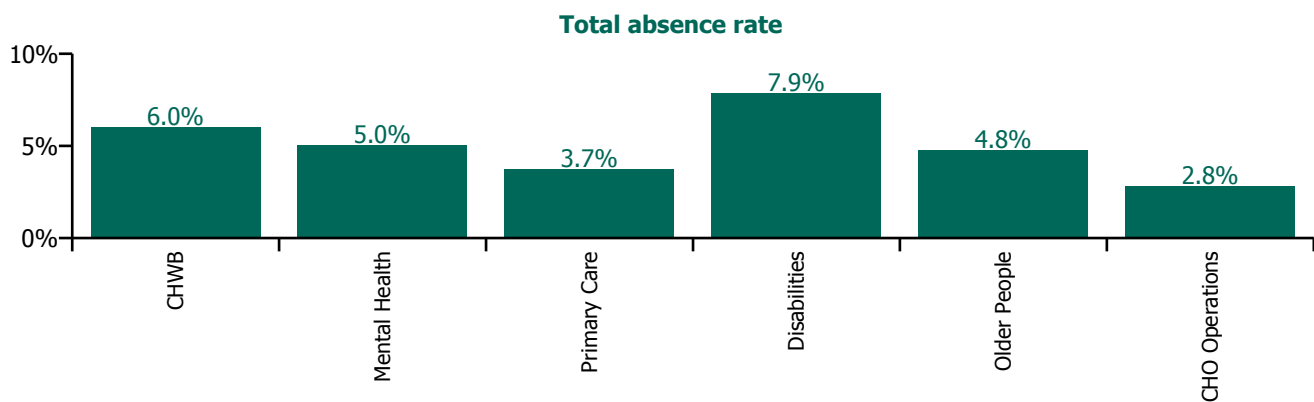


June 2022

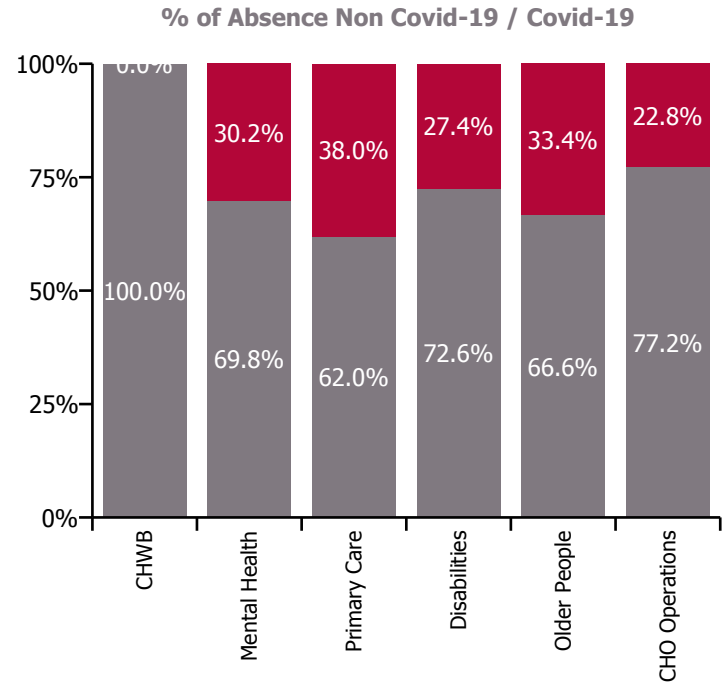
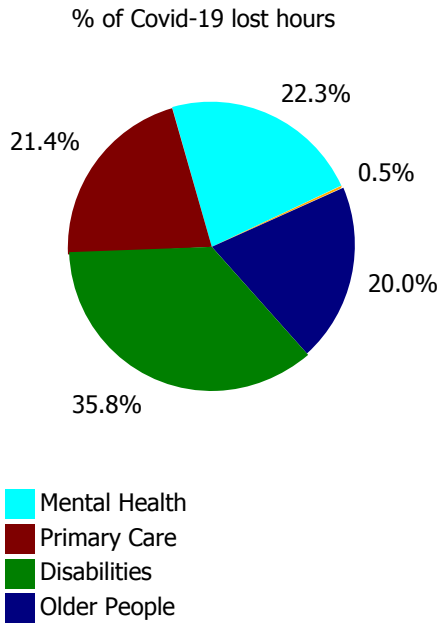
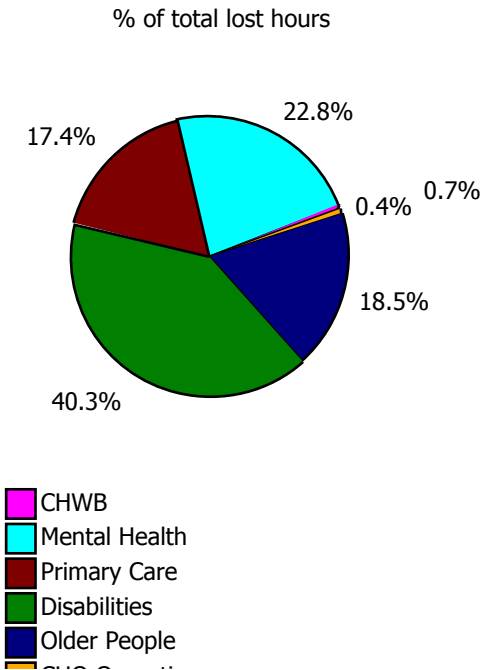
Health Service Absence Rate - by Staff Category: Jun 2022	Certified absence	Self-certified absence	Non Covid-19 absence	Covid-19 absence	Total absence rate	% Non Covid-19 absence	% Covid-19 absence
CHO 2	3.6%	0.2%	3.7%	1.7%	5.4%	69.1%	30.9%
Medical & Dental	0.5%	0.0%	0.5%	0.2%	0.7%	69.1%	30.9%
Nursing & Midwifery	3.1%	0.2%	3.3%	2.2%	5.5%	59.6%	40.4%
Health & Social Care Professionals	3.9%	0.2%	4.2%	1.5%	5.7%	73.5%	26.5%
Management & Administrative	2.9%	0.1%	3.1%	1.2%	4.3%	72.0%	28.0%
General Support	2.9%	0.1%	3.0%	1.1%	4.1%	73.5%	26.5%
Patient & Client Care	4.5%	0.2%	4.7%	1.7%	6.4%	73.5%	26.5%

Health Service Absence Rate - by Care Group: Jun 2022	Certified absence	Self-certified absence	Non Covid-19 absence	Covid-19 absence	Total absence rate	% Non Covid-19 absence	% Covid-19 absence
CHO 2	3.6%	0.2%	3.7%	1.7%	5.4%	69.1%	30.9%
CHO Operations	2.0%	0.1%	2.2%	0.6%	2.8%	77.2%	22.8%
Community Health & Wellbeing	5.7%	0.3%	6.0%	0.0%	6.0%	100.0%	0.0%
Mental Health	3.3%	0.2%	3.5%	1.5%	5.0%	69.8%	30.2%
Primary Care	2.2%	0.1%	2.3%	1.4%	3.7%	62.0%	38.0%
Disabilities	5.4%	0.3%	5.7%	2.2%	7.9%	72.6%	27.4%
Older People	3.1%	0.1%	3.2%	1.6%	4.8%	66.6%	33.4%



June 2022

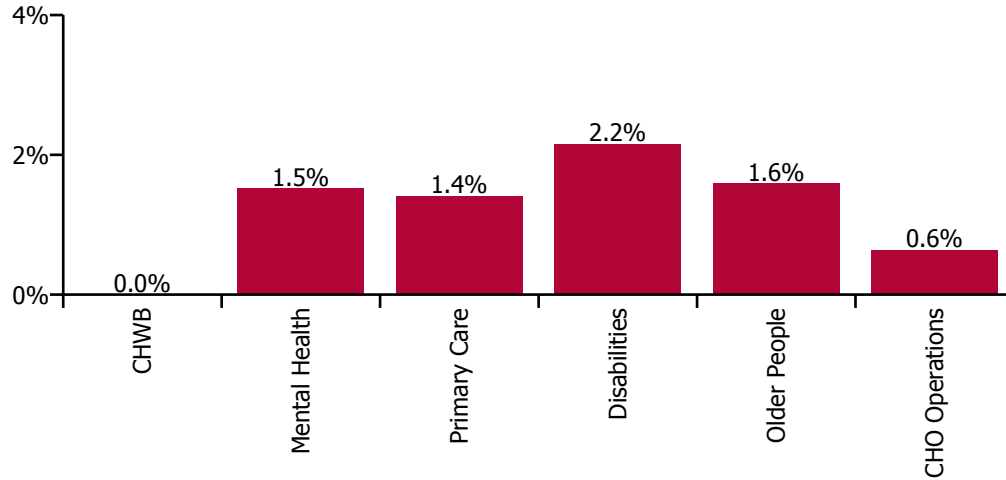
Health Service Absence Rate - by Care Group: Jun 2022	Medical & Dental	Nursing & Midwifery	Health & Social Care Professionals	Management & Administrative	General Support	Patient & Client Care	Certified absence	Self-certified absence	Non Covid-19 absence	Covid-19 absence	Total absence rate
CHO 2	0.7%	5.5%	5.7%	4.3%	4.1%	6.4%	3.6%	0.2%	3.7%	1.7%	5.4%
CHO Operations		1.8%		2.9%			2.0%	0.1%	2.2%	0.6%	2.8%
Community Health & Wellbeing				0.0%		7.9%	5.7%	0.3%	6.0%	0.0%	6.0%
Mental Health	0.9%	6.4%	2.4%	5.4%	1.5%	5.6%	3.3%	0.2%	3.5%	1.5%	5.0%
Primary Care	0.6%	2.4%	5.5%	4.1%	1.7%	4.0%	2.2%	0.1%	2.3%	1.4%	3.7%
Disabilities	0.0%	8.2%	7.6%	5.6%	8.7%	8.2%	5.4%	0.3%	5.7%	2.2%	7.9%
Older People	0.0%	5.2%	1.9%	2.8%	4.5%	5.0%	3.1%	0.1%	3.2%	1.6%	4.8%



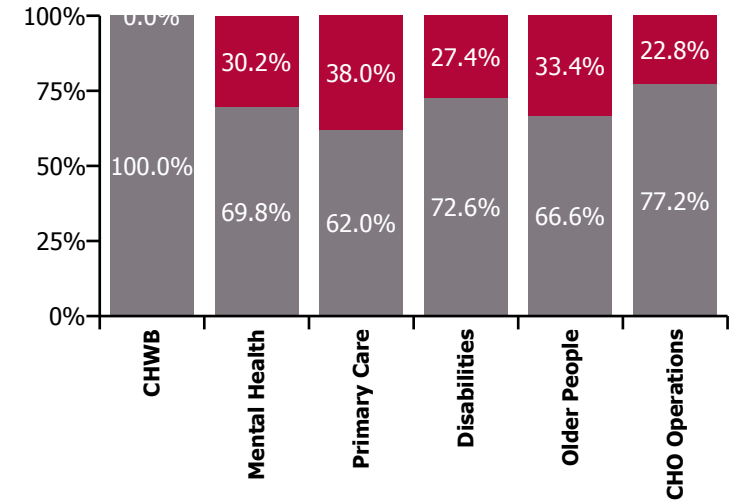
June 2022

Health Service Covid-19 Absence Rate - by Staff Category & Care Group: Jun 2022	Medical & Dental	Nursing & Midwifery	Health & Social Care Professionals	Management & Administrative	General Support	Patient & Client Care	Covid-19 absence	Non Covid-19 absence	Total absence rate
CHO 2	0.2%	2.2%	1.5%	4.3%	1.1%	1.7%	1.7%	3.7%	5.4%
CHO Operations		0.0%		2.9%			0.6%	2.2%	2.8%
Community Health & Wellbeing				0.0%		0.0%	0.0%	6.0%	6.0%
Mental Health	0.2%	2.4%	0.2%	5.4%	1.2%	1.2%	1.5%	3.5%	5.0%
Primary Care	0.3%	1.8%	1.6%	4.1%	1.3%	0.8%	1.4%	2.3%	3.7%
Disabilities	0.0%	2.3%	2.1%	5.6%	1.5%	2.3%	2.2%	5.7%	7.9%
Older People	0.0%	2.2%	0.6%	2.8%	0.4%	1.4%	1.6%	3.2%	4.8%

Covid-19 absence rate



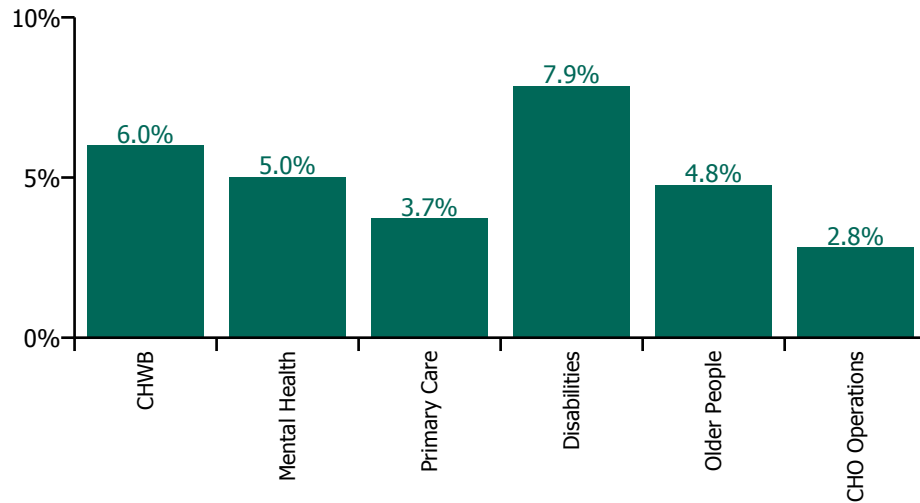
% of Absence Non Covid-19 / Covid-19



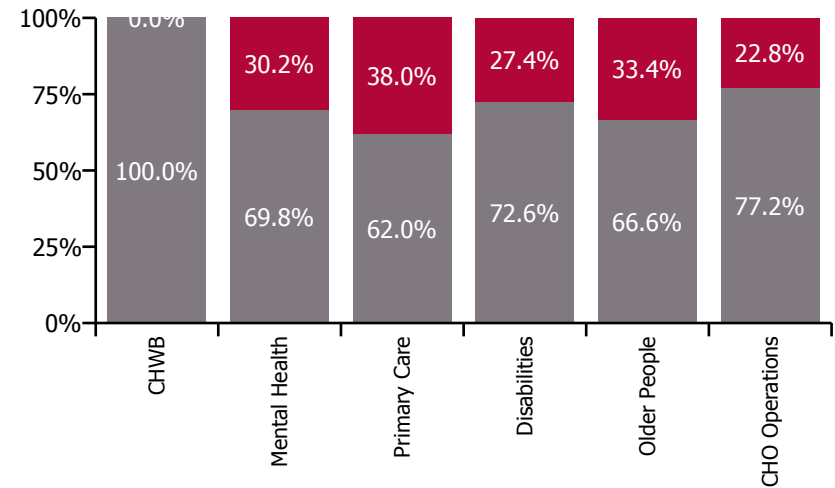
June 2022

Health Service Absence Rate - by Care Group: Jun 2022	Medical & Dental	Nursing & Midwifery	Health & Social Care Professionals	Management & Administrative	General Support	Patient & Client Care	Certified absence	Self-certified absence	Non Covid-19 absence	Covid-19 absence	Total absence rate
CHO 2	0.7%	5.5%	5.7%	4.3%	4.1%	6.4%	3.6%	0.2%	3.7%	1.7%	5.4%
Health Service Executive	0.7%	5.1%	4.4%	3.9%	2.6%	5.2%	3.0%	0.1%	3.1%	1.4%	4.5%
Community Health & Wellbeing				0.0%		7.9%	5.7%	0.3%	6.0%	0.0%	6.0%
Mental Health	0.9%	6.4%	2.4%	5.4%	1.5%	5.6%	3.3%	0.2%	3.5%	1.5%	5.0%
Primary Care	0.6%	2.4%	5.5%	4.1%	1.7%	4.0%	2.2%	0.1%	2.3%	1.4%	3.7%
Disabilities	0.0%	6.1%	2.7%	0.0%	0.0%	7.0%	4.6%	0.1%	4.7%	0.2%	4.9%
Older People	0.0%	5.2%	1.9%	2.8%	4.5%	5.0%	3.1%	0.1%	3.2%	1.6%	4.8%
CHO Operations		1.8%		2.9%			2.0%	0.1%	2.2%	0.6%	2.8%
Section 38 Voluntary Agencies	0.0%	8.8%	8.3%	7.2%	10.0%	8.4%	5.5%	0.4%	5.9%	2.5%	8.4%

Total absence rate



Non Covid-19 & Covid-19 Absence



CHO 2 by Staff Category

Year/ month	Medical & Dental	Nursing & Midwifery	Health & Social Care Professionals	Management & Administrative	General Support	Patient & Client Care	Certified absence	Self-certified absence	Non Covid-19 absence	Covid-19 absence	Total absence rate
2022	1.8%	6.8%	5.8%	4.2%	3.3%	6.8%	3.5%	0.2%	3.7%	2.3%	6.0%
Jun 2022	0.7%	5.5%	5.7%	4.3%	4.1%	6.4%	3.6%	0.2%	3.7%	1.7%	5.4%
May 2022	0.9%	4.7%	4.4%	3.6%	2.1%	5.0%	3.6%	0.2%	3.7%	0.7%	4.4%
Apr 2022	1.2%	6.5%	5.1%	3.5%	2.9%	6.5%	3.4%	0.2%	3.6%	1.9%	5.5%
Mar 2022	2.6%	8.6%	7.1%	4.7%	4.0%	7.1%	3.5%	0.2%	3.7%	3.3%	7.0%
Feb 2022	2.1%	6.5%	5.5%	3.4%	3.1%	6.0%	3.3%	0.2%	3.5%	1.9%	5.4%
Jan 2022	5.4%	9.4%	7.2%	5.6%	3.4%	10.0%	3.8%	0.2%	3.9%	4.5%	8.4%
2021	2.1%	5.2%	3.7%	2.8%	3.2%	5.4%	3.1%	0.2%	3.3%	1.2%	4.5%
Dec 2021	2.4%	7.2%	4.6%	3.4%	2.6%	6.8%	3.5%	0.2%	3.7%	2.1%	5.7%
Nov 2021	1.7%	6.3%	5.4%	3.5%	3.0%	5.6%	3.4%	0.3%	3.6%	1.6%	5.2%
Oct 2021	2.6%	5.4%	4.0%	3.1%	4.1%	4.9%	3.5%	0.2%	3.7%	0.9%	4.5%
Sep 2021	3.7%	4.8%	3.2%	2.6%	2.6%	3.4%	2.9%	0.1%	3.1%	0.6%	3.7%
Aug 2021	2.7%	5.9%	3.4%	2.2%	3.7%	4.5%	3.3%	0.1%	3.4%	0.9%	4.4%
Jul 2021	1.6%	4.0%	3.0%	2.3%	4.1%	4.2%	3.0%	0.1%	3.1%	0.5%	3.6%
Jun 2021	1.7%	3.1%	3.0%	2.2%	2.6%	4.0%	2.8%	0.1%	2.9%	0.3%	3.2%
May 2021	2.0%	2.1%	2.5%	2.1%	1.8%	3.4%	2.2%	0.0%	2.2%	0.4%	2.6%
Apr 2021	1.7%	3.5%	2.6%	2.7%	1.6%	4.4%	2.8%	0.1%	2.9%	0.5%	3.4%
Mar 2021	1.4%	4.4%	3.2%	2.6%	1.3%	5.6%	3.0%	0.2%	3.2%	0.9%	4.1%
Feb 2021	0.9%	6.9%	4.3%	2.6%	4.1%	9.1%	3.7%	0.3%	4.0%	2.3%	6.3%
Jan 2021	2.8%	8.9%	5.5%	4.2%	7.2%	9.5%	3.7%	0.1%	3.9%	3.9%	7.8%
2020	2.0%	5.5%	4.3%	3.2%	3.0%	5.5%	3.6%	0.2%	3.8%	1.0%	4.8%
Dec 2020	1.9%	5.7%	4.0%	2.4%	3.8%	5.2%	3.8%	0.2%	4.0%	0.7%	4.6%
Nov 2020	2.6%	5.3%	3.8%	2.9%	3.1%	4.9%	3.7%	0.2%	3.9%	0.4%	4.3%
Oct 2020	1.8%	6.0%	3.6%	3.4%	2.9%	5.4%	3.4%	0.2%	3.6%	1.2%	4.8%
Sep 2020	1.5%	5.0%	5.0%	2.4%	1.4%	5.2%	3.5%	0.2%	3.7%	0.7%	4.4%
Aug 2020	1.6%	4.4%	4.0%	2.5%	1.5%	4.3%	3.4%	0.2%	3.5%	0.3%	3.8%
Jul 2020	2.4%	4.2%	3.3%	2.6%	1.9%	3.7%	3.1%	0.2%	3.3%	0.2%	3.5%
Jun 2020	1.0%	4.2%	2.7%	2.3%	2.4%	3.8%	2.8%	0.2%	3.0%	0.4%	3.4%
May 2020	0.7%	6.4%	3.4%	3.1%	3.6%	6.5%	3.3%	0.1%	3.4%	1.8%	5.2%
Apr 2020	3.8%	9.0%	5.9%	4.9%	4.0%	9.0%	3.7%	0.1%	3.7%	3.8%	7.5%
Mar 2020	3.2%	7.7%	6.7%	5.3%	4.6%	7.0%	4.0%	0.2%	4.2%	2.4%	6.7%

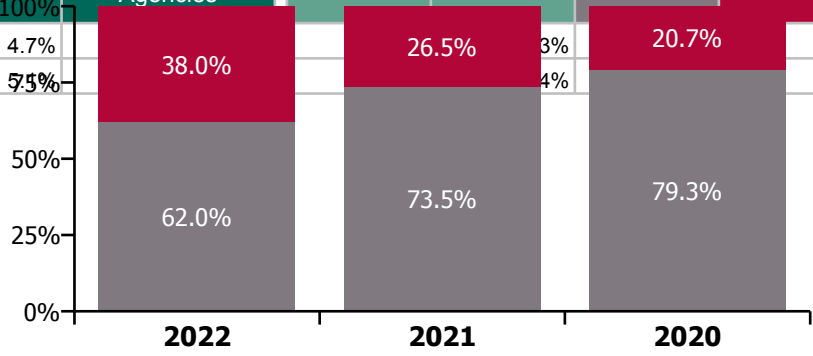
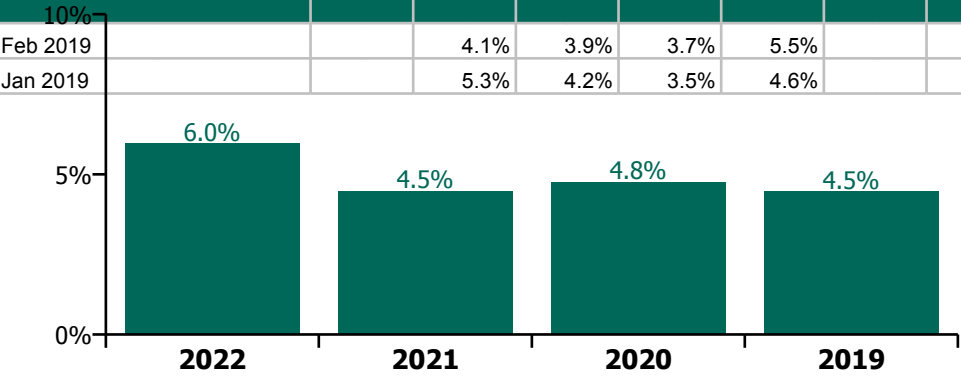
Feb 2020	1.2%	3.8%	4.6%	3.0%	2.8%	5.1%	3.8%	0.3%	4.1%		4.1%
Jan 2020	2.9%	4.8%	5.2%	4.2%	4.4%	5.8%	4.7%	0.4%	5.0%		5.0%
2019	1.4%	5.3%	3.9%	3.4%	3.2%	4.9%	4.2%	0.3%	4.5%		4.5%
Dec 2019	1.6%	5.6%	5.0%	4.0%	2.6%	5.6%	4.5%	0.5%	5.0%		5.0%
Nov 2019	0.9%	5.4%	4.2%	3.6%	2.6%	5.3%	4.3%	0.3%	4.6%		4.6%
Oct 2019	2.0%	5.7%	4.3%	3.2%	3.8%	5.5%	4.5%	0.3%	4.9%		4.9%
Sep 2019	1.9%	5.8%	3.8%	2.6%	3.3%	4.7%	4.2%	0.3%	4.4%		4.4%
Aug 2019	3.0%	5.2%	4.0%	3.0%	3.4%	4.9%	4.2%	0.2%	4.5%		4.5%
Jul 2019	2.2%	4.8%	3.4%	2.3%	2.3%	4.2%	3.6%	0.2%	3.9%		3.9%
Jun 2019	1.5%	5.4%	3.6%	2.5%	2.6%	4.9%	4.0%	0.3%	4.3%		4.3%
May 2019	0.8%	5.2%	4.0%	3.3%	2.9%	4.3%	3.9%	0.2%	4.2%		4.2%
Apr 2019	0.6%	5.5%	3.1%	3.7%	3.3%	5.1%	4.2%	0.3%	4.5%		4.5%
Mar 2019	0.6%	5.0%	3.3%	3.5%	3.1%	4.8%	3.9%	0.3%	4.2%		4.2%
Feb 2019	1.0%	5.2%	4.1%	4.2%	4.0%	4.6%	4.2%	0.3%	4.5%		4.5%
Jan 2019	1.5%	5.0%	4.0%	5.3%	4.0%	5.0%	4.4%	0.4%	4.7%		4.7%

CHO 2 by Care Group

Year/ month	CHWB	Mental Health	Primary Care	Disabilities	Older People	CHO Operations	Health Service Executive	Disabilities	Section 38 Voluntary Agencies	Certified absence	Self-certified absence	Non Covid-19 absence	Covid-19 absence	Total absence rate
2022	7.6%	5.3%	4.6%	4.2%	5.6%	1.9%	5.1%	8.4%	8.4%	3.5%	0.2%	3.7%	2.3%	6.0%
Jun 2022	6.0%	5.0%	3.7%	4.9%	4.8%	2.8%	4.5%	8.4%	8.4%	3.6%	0.2%	3.7%	1.7%	5.4%
May 2022	7.1%	4.1%	3.2%	2.5%	3.1%	1.9%	3.4%	6.4%	6.4%	3.6%	0.2%	3.7%	0.7%	4.4%
Apr 2022	17.2%	5.1%	4.2%	2.8%	4.8%	1.1%	4.5%	8.6%	8.6%	3.4%	0.2%	3.6%	1.9%	5.5%
Mar 2022	13.6%	7.1%	6.5%	5.8%	4.8%		6.2%	9.5%	9.5%	3.5%	0.2%	3.7%	3.3%	7.0%
Feb 2022		4.1%	4.1%	2.5%	6.4%		4.6%	7.7%	7.7%	3.3%	0.2%	3.5%	1.9%	5.4%
Jan 2022		6.6%	6.4%	6.9%	9.8%		7.5%	10.9%	10.9%	3.8%	0.2%	3.9%	4.5%	8.4%
2021	4.4%	3.5%	2.8%	4.0%	5.8%		4.0%	6.1%	6.1%	3.1%	0.2%	3.3%	1.2%	4.5%
Dec 2021		5.2%	3.9%	2.6%	6.2%		4.9%	8.7%	8.7%	3.5%	0.2%	3.7%	2.1%	5.7%
Nov 2021	2.5%	5.7%	3.5%	1.9%	5.0%		4.5%	7.7%	7.7%	3.4%	0.3%	3.6%	1.6%	5.2%
Oct 2021		3.8%	3.0%	2.8%	5.8%		4.0%	5.7%	5.7%	3.5%	0.2%	3.7%	0.9%	4.5%
Sep 2021		3.6%	2.7%	2.6%	3.9%		3.3%	5.0%	5.0%	2.9%	0.1%	3.1%	0.6%	3.7%
Aug 2021	7.8%	5.1%	2.5%	2.4%	5.4%		4.2%	5.1%	5.1%	3.3%	0.1%	3.4%	0.9%	4.4%
Jul 2021	3.3%	2.6%	2.1%	2.3%	5.7%		3.3%	4.9%	4.9%	3.0%	0.1%	3.1%	0.5%	3.6%
Jun 2021	2.2%	1.5%	2.2%	5.0%	3.8%		2.6%	4.8%	4.8%	2.8%	0.1%	2.9%	0.3%	3.2%
May 2021	1.7%	1.2%	1.8%	2.0%	2.3%		1.8%	5.0%	5.0%	2.2%	0.0%	2.2%	0.4%	2.6%
Apr 2021	12.2%	2.7%	2.1%	6.4%	4.0%		3.1%	4.2%	4.2%	2.8%	0.1%	2.9%	0.5%	3.4%
Mar 2021	11.6%	2.9%	2.3%	5.5%	4.9%		3.4%	6.3%	6.3%	3.0%	0.2%	3.2%	0.9%	4.1%
Feb 2021	9.5%	3.7%	3.3%	6.6%	11.0%		5.8%	7.8%	7.8%	3.7%	0.3%	4.0%	2.3%	6.3%
Jan 2021	5.7%	4.6%	5.1%	8.9%	12.5%		7.3%	9.1%	9.1%	3.7%	0.1%	3.9%	3.9%	7.8%
2020	0.5%	4.1%	4.2%	5.6%	5.1%		4.5%	5.6%	5.6%	3.6%	0.2%	3.8%	1.0%	4.8%
Dec 2020		3.6%	3.9%	5.9%	4.9%		4.2%	5.7%	5.7%	3.8%	0.2%	4.0%	0.7%	4.6%
Nov 2020	0.4%	3.7%	3.9%	5.7%	0.4%		3.9%	5.1%	5.1%	3.7%	0.2%	3.9%	0.4%	4.3%
Oct 2020		3.9%	4.7%	5.8%	4.7%		4.5%	5.8%	5.8%	3.4%	0.2%	3.6%	1.2%	4.8%
Sep 2020	2.4%	4.5%	3.5%	5.8%	4.2%		4.2%	5.3%	5.3%	3.5%	0.2%	3.7%	0.7%	4.4%
Aug 2020	0.9%	3.9%	3.8%	2.7%	3.3%		3.6%	4.3%	4.3%	3.4%	0.2%	3.5%	0.3%	3.8%
Jul 2020		3.5%	3.3%	4.4%	3.3%		3.4%	4.0%	4.0%	3.1%	0.2%	3.3%	0.2%	3.5%
Jun 2020	1.1%	3.0%	3.0%	4.6%	3.2%		3.1%	4.2%	4.2%	2.8%	0.2%	3.0%	0.4%	3.4%
May 2020		4.4%	3.5%	7.1%	6.5%		4.9%	6.1%	6.1%	3.3%	0.1%	3.4%	1.8%	5.2%
Apr 2020		5.9%	6.7%	9.2%	8.6%		7.1%	9.0%	9.0%	3.7%	0.1%	3.7%	3.8%	7.5%
Mar 2020	0.5%	6.4%	6.8%	5.0%	6.8%		6.5%	7.2%	7.2%	4.0%	0.2%	4.2%	2.4%	6.7%
Feb 2020	0.5%	2.3%	3.1%	5.9%	5.3%		3.6%	5.2%	5.2%	3.8%	0.3%	4.1%		4.1%
Jan 2020		4.1%	4.0%	5.4%	5.8%		4.7%	6.5%	6.5%	4.7%	0.4%	5.0%		5.0%
2019		4.1%	3.9%	4.9%	5.1%		4.4%	4.7%	4.7%	4.2%	0.3%	4.5%		4.5%
Dec 2019		4.4%	4.6%	4.8%	6.2%		5.0%	5.0%	5.0%	4.5%	0.5%	5.0%		5.0%
Nov 2019		3.5%	4.1%	4.4%	5.4%		4.3%	5.6%	5.6%	4.3%	0.3%	4.6%		4.6%
Oct 2019		3.6%	4.5%	4.6%	5.6%		4.5%	6.0%	6.0%	4.5%	0.3%	4.9%		4.9%
Sep 2019		4.0%	3.9%	6.4%	4.9%		4.4%	4.6%	4.6%	4.2%	0.3%	4.4%		4.4%
Aug 2019		4.0%	3.9%	6.1%	4.8%		4.3%	4.9%	4.9%	4.2%	0.2%	4.5%		4.5%
Jul 2019		4.1%	3.1%	3.8%	4.4%		3.8%	3.9%	3.9%	3.6%	0.2%	3.9%		3.9%
Jun 2019		3.9%	3.2%	5.2%	5.9%		4.4%	3.9%	3.9%	4.0%	0.3%	4.3%		4.3%
May 2019		3.6%	3.8%	6.1%	4.9%		4.2%	4.1%	4.1%	3.9%	0.2%	4.2%		4.2%
Apr 2019		4.0%	3.9%	5.5%	5.3%		4.4%	4.6%	4.6%	4.2%	0.3%	4.5%		4.5%
Mar 2019		4.5%	3.6%	4.9%	4.3%		4.2%	4.3%	4.3%	3.9%	0.3%	4.2%		4.2%

CHO 2 by Care Group

Year/ month	CHW	Total absence rate	Disabilities	Older People	CHO Operations	Health Service Executive	Disabilities	Self Help Voluntary Agencies	Non Covid-19 & Covid-19 Absence	Non Covid-19 absence	Covid-19 absence	Total absence rate
Feb 2019		4.1%	3.9%	3.7%	5.5%		4.4%	4.7%	38.0%	62.0%		4.5%
Jan 2019		5.3%	4.2%	3.5%	4.6%		4.7%	5.5%	26.5%	73.5%		4.7%



Total absence rate

