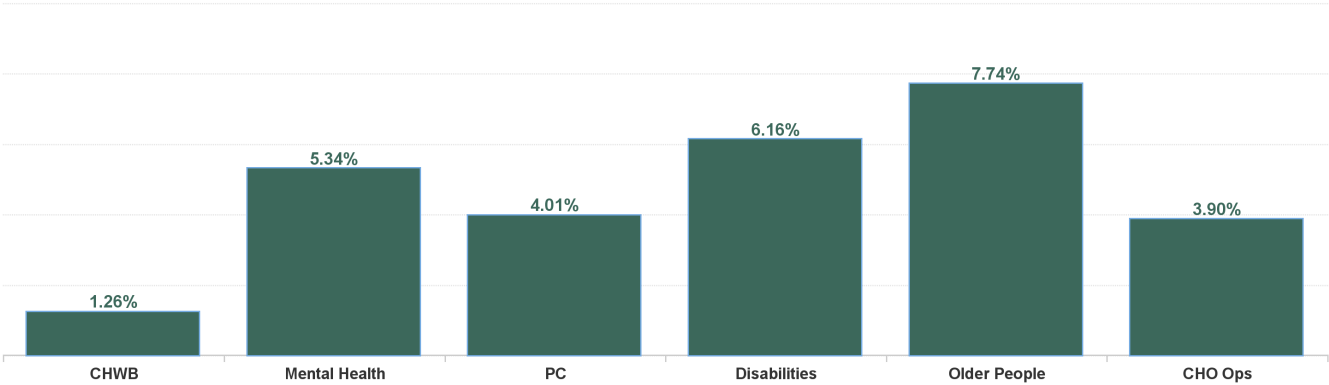


March 2024

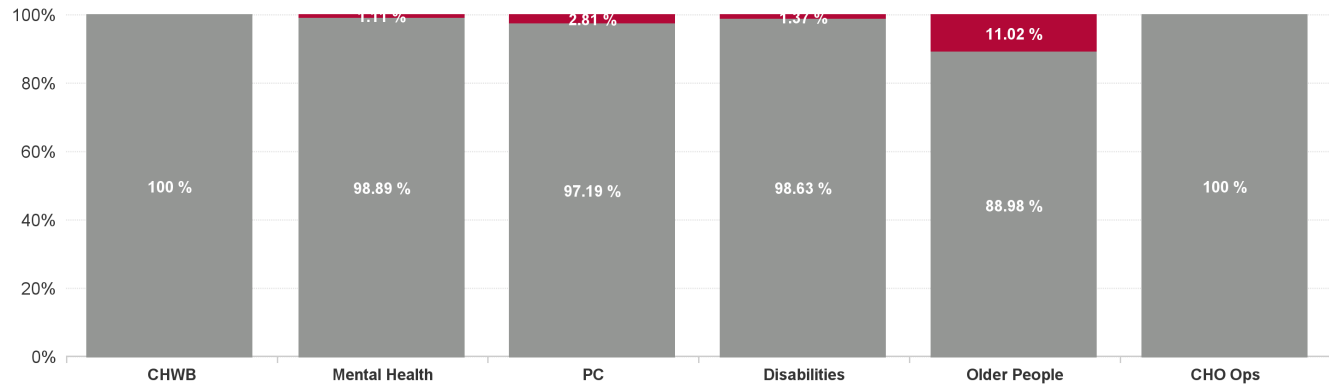
Health Service Absence Rate - by Staff Category: Mar 2024	Certified absence	Self- certified absence	Non Covid-19 absence	Covid-19 absence	Total absence rate	% Non Covid-19 absence	% Covid-19 absence
CHO 2	5.13%	0.35%	5.48%	0.24%	5.72%	95.80%	4.20%
Medical & Dental	1.04%	0.17%	1.21%	0.00%	1.21%	100.00%	0.00%
Nursing & Midwifery	5.20%	0.40%	5.60%	0.53%	6.13%	91.35%	8.65%
Health & Social Care Professionals	4.30%	0.29%	4.59%	0.03%	4.63%	99.24%	0.76%
Management & Administrative	4.38%	0.24%	4.62%	0.07%	4.69%	98.59%	1.41%
General Support	4.39%	0.13%	4.51%	0.08%	4.59%	98.34%	1.66%
Patient & Client Care	6.48%	0.43%	6.92%	0.22%	7.14%	96.90%	3.10%

Health Service Absence Rate - by Care Group: Mar 2024	Certified absence	Self- certified absence	Non Covid-19 absence	Covid-19 absence	Total absence rate	% Non Covid-19 absence	% Covid-19 absence
CHO 2	5.13%	0.35%	5.48%	0.24%	5.72%	95.80%	4.20%
Community Health & Wellbeing	0.90%	0.36%	1.26%	0.00%	1.26%	100.00%	0.00%
Primary Care	3.69%	0.20%	3.89%	0.11%	4.01%	97.19%	2.81%
Disabilities	5.63%	0.45%	6.08%	0.08%	6.16%	98.63%	1.37%
Mental Health	4.88%	0.41%	5.29%	0.06%	5.34%	98.89%	1.11%
Older People	6.57%	0.32%	6.88%	0.85%	7.74%	88.98%	11.02%
CHO Operations	3.76%	0.14%	3.90%	0.00%	3.90%	100.00%	0.00%
Community Services	5.13%	0.35%	5.48%	0.24%	5.72%	95.80%	4.20%

Total Absence Rate

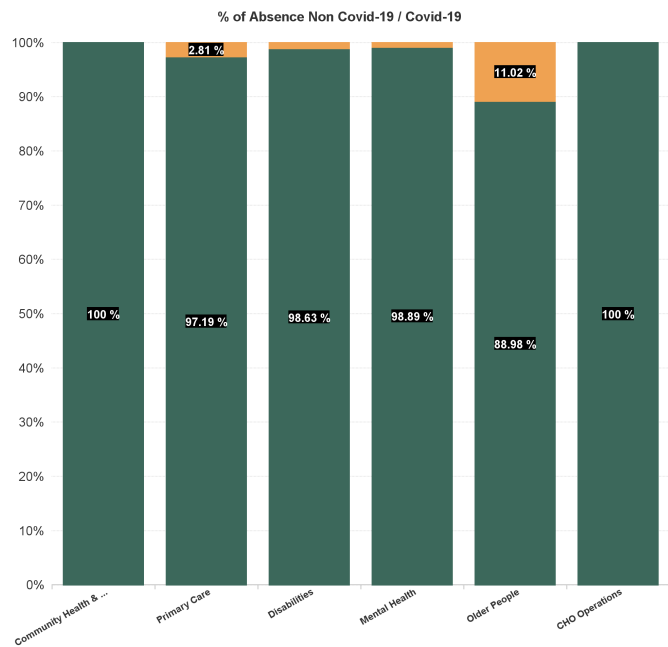
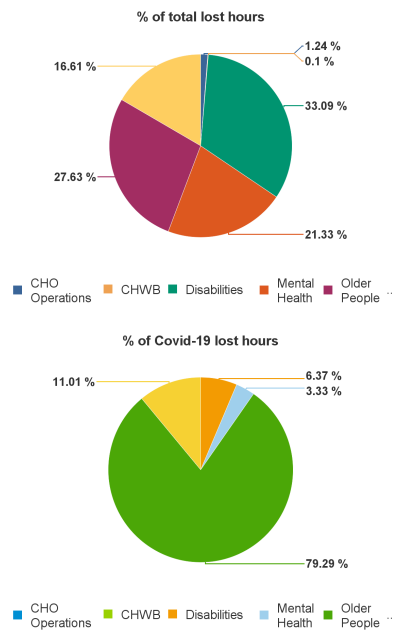


% of Absence Non Covid-19 / Covid-19



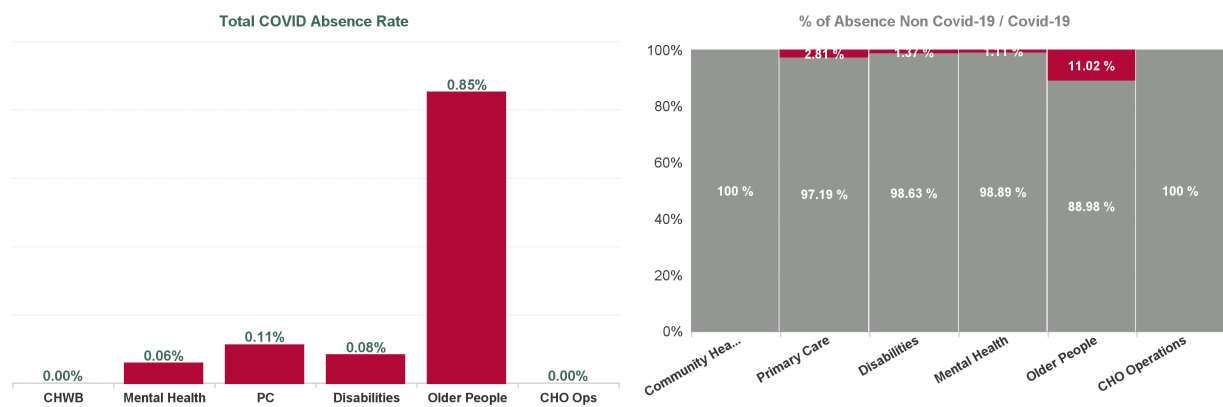
March 2024

Health Service Absence Rate - by Care Group : Mar 2024	Certified absence	Self- certified absence	Non Covid-19 absence	Covid-19 absence	Total absence rate	Medical & Dental	Nursing & Midwifery	Health & Social Care Professionals	Management & Administrative	General Support	Patient & Client Care
CHO 2	5.13%	0.35%	5.48%	0.24%	5.72%	1.21%	6.13%	4.63%	4.69%	4.59%	7.14%
Community Health & Wellbeing	0.90%	0.36%	1.26%	0.00%	1.26%		0.00%	0.00%	0.00%		2.43%
Primary Care	3.69%	0.20%	3.89%	0.11%	4.01%	1.37%	4.29%	3.88%	5.06%	0.92%	4.90%
Disabilities	5.63%	0.45%	6.08%	0.08%	6.16%	0.00%	7.75%	5.27%	4.59%	7.36%	6.43%
Mental Health	4.88%	0.41%	5.29%	0.06%	5.34%	1.18%	5.79%	4.63%	5.45%	6.92%	6.37%
Older People	6.57%	0.32%	6.88%	0.85%	7.74%	0.00%	7.88%	3.73%	3.52%	3.74%	9.05%
CHO Operations	3.76%	0.14%	3.90%	0.00%	3.90%		0.00%	4.79%	4.22%		
Community Services	5.13%	0.35%	5.48%	0.24%	5.72%	1.21%	6.13%	4.63%	4.69%	4.59%	7.14%



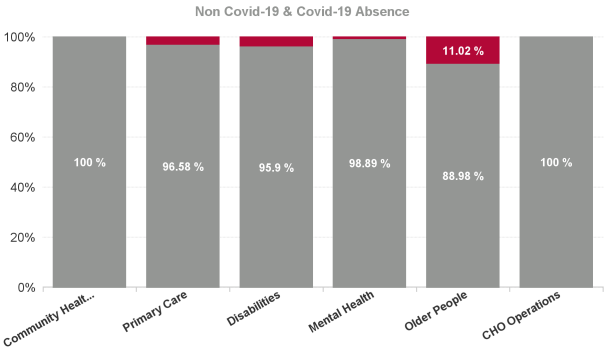
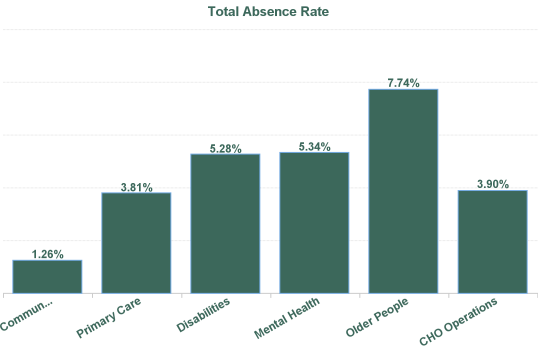
March 2024

Health Service Absence Rate - by Care Group : Mar 2024	Non Covid-19 absence	Covid-19 absence	Total absence rate	Medical & Dental	Nursing & Midwifery	Health & Social Care Professionals	Management & Administrative	General Support	Patient & Client Care
CHO 2	5.48%	0.24%	5.72%	0.00%	0.53%	0.03%	0.07%	0.08%	0.22%
Community Health & Wellbeing	1.26%	0.00%	1.26%		0.00%	0.00%	0.00%		0.00%
Primary Care	3.89%	0.11%	4.01%	0.00%	0.25%	0.00%	0.17%	0.00%	0.00%
Disabilities	6.08%	0.08%	6.16%	0.00%	0.21%	0.07%	0.00%	0.30%	0.06%
Mental Health	5.29%	0.06%	5.34%	0.00%	0.09%	0.03%	0.00%	0.00%	0.08%
Older People	6.88%	0.85%	7.74%	0.00%	1.75%	0.00%	0.00%	0.00%	0.57%
CHO Operations	3.90%	0.00%	3.90%		0.00%	0.00%	0.00%		
Community Services	5.48%	0.24%	5.72%	0.00%	0.53%	0.03%	0.07%	0.08%	0.22%



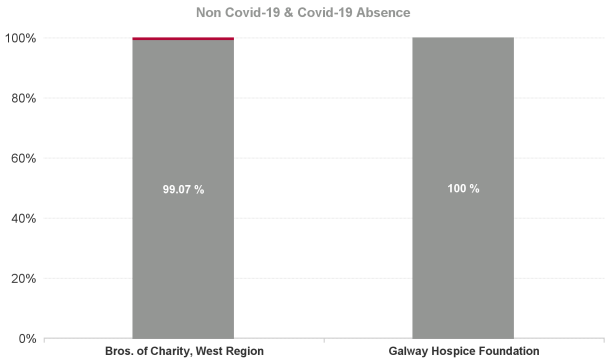
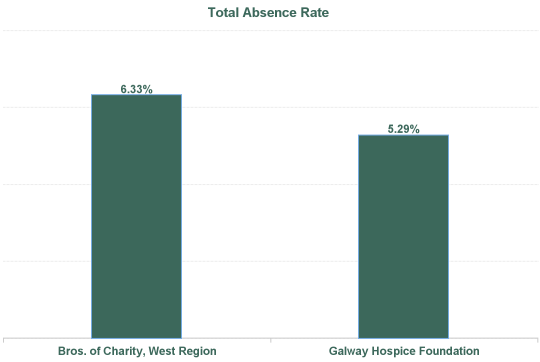
March 2024

Health Service Absence Rate - by Admin : Mar 2024	Certified absence	Self-certified absence	Non Covid-19 absence	Covid-19 absence	Total absence rate	Medical & Dental	Nursing & Midwifery	Health & Social Care Professionals	Management & Administrative	General Support	Patient & Client Care
Total	5.13%	0.35%	5.48%	0.24%	5.72%	1.21%	6.13%	4.63%	4.69%	4.59%	7.14%
Community Health & Wellbeing	0.90%	0.36%	1.26%	0.00%	1.26%		0.00%	0.00%	0.00%		2.43%
Primary Care	3.48%	0.20%	3.68%	0.13%	3.81%	1.20%	4.32%	3.82%	4.58%	1.21%	3.92%
Disabilities	4.71%	0.35%	5.06%	0.22%	5.28%	0.00%	12.19%	2.46%	4.47%	0.00%	5.77%
Mental Health	4.88%	0.41%	5.29%	0.06%	5.34%	1.18%	5.79%	4.63%	5.45%	6.92%	6.37%
Older People	6.57%	0.32%	6.88%	0.85%	7.74%	0.00%	7.88%	3.73%	3.52%	3.74%	9.05%
CHO Operations	3.76%	0.14%	3.90%	0.00%	3.90%		0.00%	4.79%	4.22%		
Health Service Executive	4.89%	0.31%	5.20%	0.32%	5.52%	1.15%	6.16%	3.82%	4.47%	3.81%	7.59%
Section 38 Voluntary Agencies	5.72%	0.44%	6.16%	0.05%	6.22%	2.33%	5.92%	5.95%	5.70%	6.53%	6.55%



March 2024

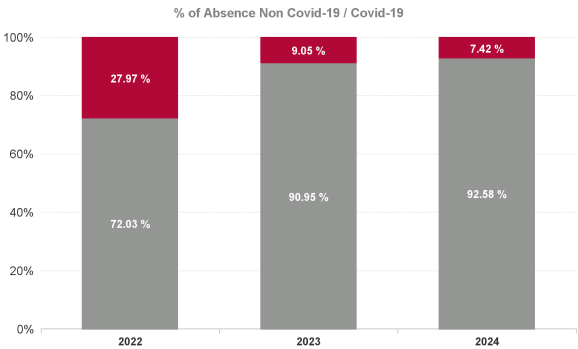
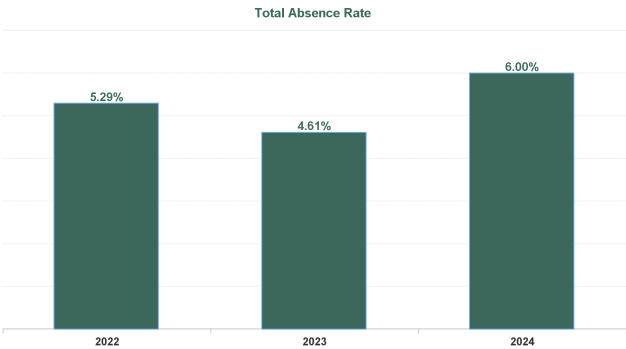
Health Service Absence Rate - by Care Group : Mar 2024	Certified absence	Self- certified absence	Non Covid-19 absence	Covid-19 absence	Total absence rate	Medical & Dental	Nursing & Midwifery	Health & Social Care Professionals	Management & Administrative	General Support	Patient & Client Care
Total	5.72%	0.44%	6.16%	0.05%	6.22%	2.33%	5.92%	5.95%	5.70%	6.53%	6.55%
Bros. of Charity, West Region	5.80%	0.47%	6.27%	0.06%	6.33%	0.00%	6.64%	6.04%	4.64%	8.34%	6.50%
Galway Hospice Foundation	5.07%	0.22%	5.29%	0.00%	5.29%	3.84%	4.15%	4.66%	9.42%	0.00%	7.63%
Section 38 Voluntary Agencies	5.72%	0.44%	6.16%	0.05%	6.22%	2.33%	5.92%	5.95%	5.70%	6.53%	6.55%



Year / Month	Certified absence	Self-certified absence	Non Covid-19 absence	Covid-19 absence	Total absence rate
Mar 2024	5.13%	0.35%	5.48%	0.24%	5.72%
Feb 2024	4.91%	0.31%	5.21%	0.39%	5.60%
Jan 2024	5.53%	0.43%	5.96%	0.70%	6.67%
2024	5.19%	0.36%	5.55%	0.44%	6.00%
Dec 2023	5.48%	0.40%	5.89%	0.58%	6.46%
Nov 2023	4.94%	0.41%	5.35%	0.39%	5.74%
Oct 2023	3.85%	0.32%	4.17%	0.36%	4.53%
Sep 2023	3.73%	0.22%	3.95%	0.68%	4.63%
Aug 2023	3.59%	0.18%	3.77%	0.57%	4.34%
Jul 2023	3.46%	0.23%	3.69%	0.38%	4.06%
Jun 2023	3.79%	0.22%	4.01%	0.21%	4.23%
May 2023	3.51%	0.20%	3.71%	0.21%	3.92%
Apr 2023	3.62%	0.26%	3.88%	0.38%	4.26%
Mar 2023	3.54%	0.18%	3.72%	0.32%	4.04%
Feb 2023	3.58%	0.23%	3.81%	0.32%	4.13%
Jan 2023	4.23%	0.33%	4.55%	0.65%	5.21%
2023	3.93%	0.26%	4.19%	0.42%	4.61%
Dec 2022	3.76%	0.32%	4.08%	0.63%	4.71%
Nov 2022	3.35%	0.28%	3.63%	0.44%	4.07%
Oct 2022	4.12%	0.28%	4.39%	0.52%	4.91%
Sep 2022	3.31%	0.19%	3.51%	0.51%	4.02%
Aug 2022	3.70%	0.20%	3.90%	0.69%	4.59%
Jul 2022	3.83%	0.18%	4.00%	1.40%	5.40%
Jun 2022	3.56%	0.18%	3.74%	1.67%	5.41%
May 2022	3.55%	0.16%	3.71%	0.66%	4.37%
Apr 2022	3.44%	0.16%	3.61%	1.93%	5.54%
Mar 2022	3.50%	0.19%	3.70%	3.28%	6.98%
Feb 2022	3.33%	0.19%	3.52%	1.90%	5.42%
Jan 2022	3.78%	0.16%	3.94%	4.45%	8.39%
2022	3.60%	0.21%	3.81%	1.48%	5.29%
Dec 2021	3.52%	0.15%	3.67%	2.07%	5.74%
Nov 2021	3.36%	0.28%	3.64%	1.58%	5.21%
Oct 2021	3.48%	0.20%	3.68%	0.85%	4.53%
Sep 2021	2.91%	0.15%	3.05%	0.62%	3.68%
Aug 2021	3.31%	0.13%	3.44%	0.91%	4.36%
Jul 2021	3.01%	0.14%	3.15%	0.48%	3.63%
Jun 2021	2.78%	0.15%	2.93%	0.28%	3.22%
May 2021	2.17%	0.05%	2.22%	0.36%	2.57%
Apr 2021	2.78%	0.11%	2.90%	0.46%	3.36%
Mar 2021	2.99%	0.18%	3.17%	0.94%	4.11%
Feb 2021	3.67%	0.31%	3.98%	2.33%	6.30%
Jan 2021	3.72%	0.15%	3.87%	3.92%	7.79%
2021	3.14%	0.17%	3.31%	1.19%	4.49%

Medical & Dental	Nursing & Midwifery	Health & Social Care Professionals	Management & Administrative	General Support	Patient & Client Care
1.21%	6.13%	4.63%	4.69%	4.59%	7.14%
2.93%	5.70%	4.73%	4.50%	3.11%	7.13%
5.19%	6.63%	5.56%	6.71%	4.24%	7.70%
2.70%	6.16%	4.98%	5.32%	3.98%	7.33%
2.89%	7.08%	5.74%	5.44%	2.21%	7.76%
2.29%	6.23%	5.19%	4.31%	2.46%	7.12%
1.47%	4.39%	4.66%	3.41%	4.04%	5.39%
1.20%	4.77%	4.17%	3.79%	2.92%	5.81%
0.52%	4.49%	3.50%	3.11%	3.72%	5.87%
0.97%	3.88%	3.28%	3.96%	3.46%	5.15%
0.41%	3.93%	3.44%	3.27%	3.21%	5.99%
0.83%	3.53%	3.57%	3.20%	3.58%	5.12%
0.96%	4.15%	3.64%	3.97%	3.59%	5.32%
0.74%	4.05%	3.59%	3.48%	4.31%	4.89%
1.49%	4.72%	3.49%	3.98%	2.85%	4.51%
2.93%	5.31%	4.15%	4.27%	3.66%	6.42%
1.30%	4.68%	4.04%	3.81%	3.36%	5.76%
0.33%	4.97%	4.70%	4.21%	3.69%	5.41%
0.61%	3.82%	3.94%	2.70%	2.91%	5.56%
1.13%	4.89%	5.06%	3.35%	2.88%	6.07%
0.20%	3.96%	3.92%	2.74%	2.80%	5.37%
0.26%	4.85%	4.53%	3.55%	3.52%	5.57%
0.47%	5.18%	5.01%	5.03%	4.45%	6.45%
0.73%	5.47%	5.66%	4.29%	4.09%	6.43%
0.89%	4.66%	4.42%	3.62%	2.14%	5.04%
1.16%	6.54%	5.07%	3.52%	2.92%	6.52%
2.59%	8.60%	7.08%	4.73%	4.02%	7.14%
2.12%	6.47%	5.45%	3.35%	3.05%	5.97%
5.37%	9.36%	7.22%	5.64%	3.37%	10.00%
1.14%	5.72%	5.14%	3.87%	3.30%	6.27%
2.37%	7.19%	4.62%	3.35%	2.58%	6.75%
1.72%	6.26%	5.38%	3.50%	2.96%	5.63%
2.64%	5.37%	3.98%	3.11%	4.07%	4.89%
3.69%	4.80%	3.25%	2.56%	2.56%	3.40%
2.67%	5.87%	3.36%	2.22%	3.67%	4.54%
1.58%	4.03%	3.02%	2.32%	4.13%	4.24%
1.72%	3.10%	3.01%	2.16%	2.62%	4.03%
2.00%	2.06%	2.53%	2.11%	1.79%	3.44%
1.70%	3.45%	2.62%	2.66%	1.62%	4.37%
1.44%	4.41%	3.20%	2.63%	1.31%	5.61%
0.92%	6.93%	4.29%	2.65%	4.10%	9.05%
2.83%	8.94%	5.48%	4.21%	7.24%	9.47%
2.09%	5.16%	3.73%	2.79%	3.21%	5.38%

Year / Month	Certified absence	Self-certified absence	Total absence rate	Non Covid-19 absence	Covid-19 Absence	CHWB	Mental Health	PC	Disabilities	Older People	CHO Ops
Mar 2024	5.13%	0.35%	5.72%	5.48%	0.24%	1.26%	5.34%	4.01%	6.16%	7.74%	3.90%
Feb 2024	4.91%	0.31%	5.60%	5.21%	0.39%	1.00%	4.85%	4.87%	5.77%	7.41%	2.33%
Jan 2024	5.53%	0.43%	6.67%	5.96%	0.70%	2.04%	6.06%	5.84%	7.26%	7.60%	4.66%
2024	5.19%	0.36%	6.00%	5.55%	0.44%	1.44%	5.43%	4.88%	6.39%	7.58%	3.65%
Dec 2023	5.48%	0.40%	6.46%	5.89%	0.58%	2.82%	5.86%	5.24%	6.75%	8.32%	3.51%
Nov 2023	4.94%	0.41%	5.74%	5.35%	0.39%	2.97%	5.45%	4.06%	6.15%	7.35%	5.64%
Oct 2023	3.85%	0.32%	4.53%	4.17%	0.36%	0.42%	4.07%	3.18%	5.76%	4.28%	3.54%
Sep 2023	3.73%	0.22%	4.63%	3.95%	0.68%	4.29%	3.82%	4.00%	5.81%	4.75%	3.11%
Aug 2023	3.59%	0.18%	4.34%	3.77%	0.57%	3.94%	3.19%	3.04%	6.75%	4.57%	2.78%
Jul 2023	3.46%	0.23%	4.06%	3.69%	0.38%	3.16%	2.79%	3.01%	5.25%	5.08%	2.42%
Jun 2023	3.79%	0.22%	4.23%	4.01%	0.21%	0.33%	2.91%	2.91%	5.88%	5.26%	2.46%
May 2023	3.51%	0.20%	3.92%	3.71%	0.21%	0.68%	2.56%	2.56%	5.64%	4.07%	2.99%
Apr 2023	3.62%	0.26%	4.26%	3.88%	0.38%	3.12%	2.79%	3.00%	5.97%	5.08%	2.42%
Mar 2023	3.54%	0.18%	4.04%	3.72%	0.32%	1.57%	3.23%	2.67%	5.23%	5.20%	2.43%
Feb 2023	3.58%	0.23%	4.13%	3.81%	0.32%	2.79%	2.80%	3.19%	5.11%	5.51%	2.03%
Jan 2023	4.23%	0.33%	5.21%	4.55%	0.65%	1.77%	4.50%	3.76%	6.34%	6.25%	4.45%
2023	3.93%	0.26%	4.61%	4.19%	0.42%	2.17%	3.65%	3.36%	5.87%	5.45%	3.18%
Dec 2022	3.76%	0.32%	4.71%	4.08%	0.63%	2.11%	4.30%	3.22%	6.50%	4.67%	4.22%
Nov 2022	3.35%	0.28%	4.07%	3.63%	0.44%	0.54%	3.74%	1.92%	5.64%	5.07%	2.03%
Oct 2022	4.12%	0.28%	4.91%	4.39%	0.52%	1.76%	4.52%	3.21%	5.90%	5.59%	1.97%
Sep 2022	3.31%	0.19%	4.02%	3.51%	0.51%	0.00%	3.29%	2.26%	6.01%	4.65%	0.67%
Aug 2022	3.70%	0.20%	4.59%	3.90%	0.69%	0.50%	3.95%	2.67%	6.20%	5.66%	6.21%
Jul 2022	3.83%	0.18%	5.40%	4.00%	1.40%	0.00%	5.25%	4.31%	7.00%	4.89%	3.98%
Jun 2022	3.56%	0.18%	5.41%	3.74%	1.67%	6.00%	5.03%	3.73%	7.86%	4.77%	2.80%
May 2022	3.55%	0.16%	4.37%	3.71%	0.66%	7.14%	4.15%	3.20%	5.97%	3.13%	1.89%
Apr 2022	3.44%	0.16%	5.54%	3.61%	1.93%	17.19%	5.05%	4.19%	7.79%	4.79%	1.07%
Mar 2022	3.50%	0.19%	6.98%	3.70%	3.28%	13.63%	7.06%	6.45%	8.93%	4.77%	
Feb 2022	3.33%	0.19%	5.42%	3.52%	1.90%	0.00%	4.12%	4.05%	7.00%	6.40%	
Jan 2022	3.78%	0.16%	8.39%	3.94%	4.45%	0.00%	6.65%	6.42%	10.36%	9.85%	
2022	3.60%	0.21%	5.29%	3.81%	1.48%	3.64%	4.75%	3.77%	7.04%	5.33%	2.76%
Dec 2021	3.52%	0.15%	5.74%	3.67%	2.07%	0.00%	5.22%	3.88%	7.70%	6.22%	
Nov 2021	3.36%	0.28%	5.21%	3.64%	1.58%	2.47%	5.66%	3.50%	6.71%	4.96%	
Oct 2021	3.48%	0.20%	4.53%	3.68%	0.85%	0.00%	3.81%	3.00%	5.36%	5.82%	
Sep 2021	2.91%	0.15%	3.68%	3.05%	0.62%	0.00%	3.58%	2.68%	4.60%	3.93%	
Aug 2021	3.31%	0.13%	4.36%	3.44%	0.91%	7.84%	5.06%	2.45%	4.60%	5.38%	
Jul 2021	3.01%	0.14%	3.63%	3.15%	0.48%	3.29%	2.58%	2.12%	4.40%	5.72%	
Jun 2021	2.78%	0.15%	3.22%	2.93%	0.28%	2.18%	1.51%	2.18%	4.79%	3.77%	
May 2021	2.17%	0.05%	2.57%	2.22%	0.36%	1.69%	1.24%	1.83%	4.59%	2.27%	
Apr 2021	2.78%	0.11%	3.36%	2.90%	0.46%	12.21%	2.68%	2.11%	4.55%	3.98%	
Mar 2021	2.99%	0.18%	4.11%	3.17%	0.94%	11.64%	2.90%	2.32%	6.17%	4.88%	
Feb 2021	3.67%	0.31%	6.30%	3.98%	2.33%	9.50%	3.66%	3.26%	7.63%	10.97%	
Jan 2021	3.72%	0.15%	7.79%	3.87%	3.92%	5.67%	4.58%	5.13%	9.04%	12.46%	
2021	3.14%	0.17%	4.49%	3.31%	1.19%	4.42%	3.54%	2.85%	5.81%	5.75%	



Year / Month	Certified absence	Self- certified absence	Non Covid-19 absence	Covid-19 absence	Total absence rate	Community Health & Wellbeing	Primary Care	Disabilities	Mental Health	Older People	CHO Operations	Health Service Executive	Primary Care	Disabilities	Section 38 Voluntary Agencies
Mar 2024	5.13%	0.35%	5.48%	0.24%	5.72%	1.28%	3.81%	5.28%	5.34%	7.74%	3.90%	5.52%	5.29%	6.33%	6.22%
Feb 2024	4.91%	0.31%	5.21%	0.39%	5.60%	1.00%	4.77%	2.39%	4.85%	7.41%	2.33%	5.31%	5.56%	6.42%	6.33%
Jan 2024	5.53%	0.43%	5.96%	0.70%	6.67%	2.04%	5.84%	8.70%	6.06%	7.60%	4.66%	6.58%		6.94%	6.94%
2024	5.19%	0.36%	5.55%	0.44%	6.00%	1.44%	4.83%	5.57%	5.43%	7.58%	3.65%	5.82%	5.42%	6.55%	6.47%
Dec 2023	5.48%	0.40%	5.89%	0.58%	6.46%	2.82%	5.24%	8.31%	5.86%	8.32%	3.51%	6.47%		6.44%	6.44%
Nov 2023	4.94%	0.41%	5.35%	0.39%	5.74%	2.97%	4.06%	6.61%	5.45%	7.35%	5.64%	5.64%		6.06%	6.06%
Oct 2023	3.85%	0.32%	4.17%	0.36%	4.53%	0.42%	3.18%	5.51%	4.07%	4.28%	3.54%	3.91%		5.79%	5.79%
Sep 2023	3.73%	0.22%	3.95%	0.68%	4.63%	4.29%	4.00%	6.20%	3.82%	4.75%	3.11%	4.27%		5.74%	5.74%
Aug 2023	3.59%	0.18%	3.77%	0.57%	4.34%	3.94%	3.04%	6.95%	3.19%	4.57%	2.78%	3.76%		6.70%	6.70%
Jul 2023	3.46%	0.23%	3.69%	0.38%	4.06%	3.16%	3.01%	4.15%	2.79%	5.08%	2.42%	3.57%		5.42%	5.42%
Jun 2023	3.79%	0.22%	4.01%	0.21%	4.23%	0.33%	2.91%	7.20%	2.91%	5.26%	2.46%	3.77%		5.64%	5.64%
May 2023	3.51%	0.20%	3.71%	0.21%	3.92%	0.68%	2.56%	4.67%	2.56%	4.07%	2.99%	3.08%		5.76%	5.76%
Apr 2023	3.62%	0.26%	3.88%	0.38%	4.26%	3.12%	3.00%	4.13%	2.79%	5.08%	2.42%	3.57%		6.27%	6.27%
Mar 2023	3.54%	0.18%	3.72%	0.32%	4.04%	1.57%	2.67%	3.85%	3.23%	5.20%	2.43%	3.60%		5.48%	5.48%
Feb 2023	3.50%	0.23%	3.81%	0.32%	4.13%	2.79%	3.19%	3.30%	2.80%	5.51%	2.03%	3.70%		5.42%	5.42%
Jan 2023	4.23%	0.33%	4.55%	0.65%	5.21%	1.77%	3.76%	2.59%	4.50%	6.25%	4.45%	4.62%		7.01%	7.01%
2023	3.93%	0.26%	4.19%	0.42%	4.61%	2.17%	3.36%	5.39%	3.65%	5.45%	3.18%	4.15%		5.95%	5.95%
Dec 2022	3.76%	0.32%	4.08%	0.63%	4.71%	2.11%	3.22%	2.99%	4.30%	4.67%	4.22%	3.98%		7.15%	7.15%
Nov 2022	3.35%	0.28%	3.63%	0.44%	4.07%	0.54%	1.92%	2.90%	3.74%	5.07%	2.03%	3.43%		6.13%	6.13%
Oct 2022	4.12%	0.28%	4.39%	0.52%	4.91%	1.76%	3.21%	3.44%	4.52%	5.59%	1.97%	4.28%		6.17%	6.17%
Sep 2022	3.31%	0.19%	3.51%	0.51%	4.02%	0.00%	2.26%	2.90%	3.29%	4.65%	0.67%	3.26%		6.58%	6.58%
Aug 2022	3.70%	0.20%	3.90%	0.69%	4.59%	0.50%	2.67%	2.10%	3.95%	5.66%	6.21%	3.94%		7.04%	7.04%
Jul 2022	3.83%	0.18%	4.00%	1.40%	5.40%	0.00%	4.31%	3.15%	5.25%	4.89%	3.98%	4.68%		7.68%	7.68%
Jun 2022	3.56%	0.18%	3.74%	1.67%	5.41%	6.00%	3.73%	4.89%	5.03%	4.77%	2.80%	4.49%		8.38%	8.38%
May 2022	3.55%	0.16%	3.71%	0.66%	4.37%	7.14%	3.20%	2.53%	4.15%	3.13%	1.89%	3.45%		6.37%	6.37%
Apr 2022	3.44%	0.16%	3.61%	1.93%	5.54%	17.19%	4.19%	2.82%	5.05%	4.79%	1.07%	4.54%		8.62%	8.62%
Mar 2022	3.50%	0.19%	3.70%	3.28%	6.98%	13.63%	6.45%	5.78%	7.06%	4.77%		6.16%		9.46%	9.46%
Feb 2022	3.33%	0.19%	3.52%	1.90%	5.42%	0.00%	4.05%	2.47%	4.12%	6.40%		4.63%		7.71%	7.71%
Jan 2022	3.78%	0.16%	3.94%	4.45%	8.39%	0.00%	6.42%	6.93%	6.65%	9.85%		7.48%		10.88%	10.88%
2022	3.60%	0.21%	3.81%	1.48%	5.29%	3.64%	3.77%	3.56%	4.75%	5.33%	2.76%	4.50%		7.60%	7.60%
Dec 2021	3.52%	0.15%	3.67%	2.07%	5.74%	0.00%	3.88%	2.59%	5.22%	6.22%		4.89%		8.70%	8.70%
Nov 2021	3.36%	0.28%	3.64%	1.58%	5.21%	2.47%	3.50%	1.88%	5.66%	4.96%		4.52%		7.68%	7.68%
Oct 2021	3.48%	0.20%	3.68%	0.85%	4.53%	0.00%	3.00%	2.80%	3.81%	5.82%		4.03%		5.68%	5.68%
Sep 2021	2.91%	0.15%	3.05%	0.62%	3.68%	0.00%	2.68%	2.61%	3.58%	3.93%		3.32%		5.01%	5.01%
Aug 2021	3.31%	0.13%	3.44%	0.91%	4.36%	7.84%	2.45%	2.40%	5.06%	5.38%		4.17%		5.11%	5.11%
Jul 2021	3.01%	0.14%	3.15%	0.48%	3.63%	3.29%	2.12%	2.29%	2.58%	5.72%		3.31%		4.87%	4.87%
Jun 2021	2.78%	0.15%	2.93%	0.28%	3.22%	2.18%	2.18%	5.02%	1.51%	3.77%		2.57%		4.76%	4.76%
May 2021	2.17%	0.05%	2.22%	0.36%	2.57%	1.69%	1.83%	2.04%	1.24%	2.27%		1.77%		5.03%	5.03%
Apr 2021	2.78%	0.11%	2.90%	0.46%	3.36%	12.21%	2.11%	6.41%	2.68%	3.98%		3.10%		4.20%	4.20%
Mar 2021	2.99%	0.18%	3.17%	0.94%	4.11%	11.64%	2.32%	5.50%	2.90%	4.88%		3.45%		6.29%	6.29%
Feb 2021	3.67%	0.31%	3.98%	2.33%	6.30%	9.50%	3.26%	6.62%	3.66%	10.97%		5.79%		7.79%	7.79%
Jan 2021	3.72%	0.15%	3.87%	3.92%	7.79%	5.67%	5.13%	8.94%	4.58%	12.46%		7.33%		9.06%	9.06%
2021	3.14%	0.17%	3.31%	1.19%	4.49%	4.42%	2.85%	3.97%	3.54%	5.75%		3.97%		6.14%	6.14%



Year / Month	Certified absence	Self- certified absence	Non Covid-19 absence	Covid-19 absence	Total absence rate	Bros. of Charity, West Region	Galway Hospice Foundation	Section 38 Voluntary Agencies
Mar 2024	5.72%	0.44%	6.16%	0.05%	6.22%	6.33%	5.29%	6.22%
Feb 2024	5.57%	0.51%	6.09%	0.24%	6.33%	6.42%	5.56%	6.33%
Jan 2024	5.49%	0.66%	6.15%	0.79%	6.94%	6.94%		6.94%
2024	5.60%	0.53%	6.13%	0.34%	6.47%	6.55%	5.42%	6.47%
Dec 2023	5.55%	0.59%	6.14%	0.30%	6.44%	6.44%		6.44%
Nov 2023	5.20%	0.65%	5.85%	0.21%	6.06%	6.06%		6.06%
Oct 2023	4.91%	0.57%	5.48%	0.31%	5.79%	5.79%		5.79%
Sep 2023	4.78%	0.38%	5.16%	0.58%	5.74%	5.74%		5.74%
Aug 2023	5.60%	0.46%	6.06%	0.64%	6.70%	6.70%		6.70%
Jul 2023	4.69%	0.38%	5.08%	0.35%	5.42%	5.42%		5.42%
Jun 2023	5.11%	0.42%	5.53%	0.11%	5.64%	5.64%		5.64%
May 2023	5.15%	0.38%	5.53%	0.23%	5.76%	5.76%		5.76%
Apr 2023	5.39%	0.52%	5.91%	0.36%	6.27%	6.27%		6.27%
Mar 2023	4.82%	0.42%	5.24%	0.23%	5.48%	5.48%		5.48%
Feb 2023	4.89%	0.41%	5.30%	0.12%	5.42%	5.42%		5.42%
Jan 2023	5.75%	0.59%	6.34%	0.68%	7.01%	7.01%		7.01%
2023	5.14%	0.48%	5.62%	0.33%	5.95%	5.95%		5.95%
Dec 2022	5.74%	0.63%	6.37%	0.78%	7.15%	7.15%		7.15%
Nov 2022	5.06%	0.60%	5.66%	0.47%	6.13%	6.13%		6.13%
Oct 2022	5.32%	0.54%	5.86%	0.31%	6.17%	6.17%		6.17%
Sep 2022	5.59%	0.33%	5.92%	0.66%	6.58%	6.58%		6.58%
Aug 2022	5.85%	0.36%	6.22%	0.83%	7.04%	7.04%		7.04%
Jul 2022	5.21%	0.41%	5.62%	2.06%	7.68%	7.68%		7.68%
Jun 2022	5.51%	0.38%	5.89%	2.49%	8.38%	8.38%		8.38%
May 2022	5.23%	0.33%	5.56%	0.81%	6.37%	6.37%		6.37%
Apr 2022	5.23%	0.40%	5.63%	2.99%	8.62%	8.62%		8.62%
Mar 2022	4.57%	0.37%	4.94%	4.52%	9.46%	9.46%		9.46%
Feb 2022	4.31%	0.42%	4.73%	2.98%	7.71%	7.71%		7.71%
Jan 2022	3.96%	0.28%	4.24%	6.64%	10.88%	10.88%		10.88%
2022	5.12%	0.42%	5.54%	2.06%	7.60%	7.60%		7.60%
Dec 2021	4.24%	0.32%	4.56%	4.14%	8.70%	8.70%		8.70%
Nov 2021	4.64%	0.58%	5.23%	2.45%	7.68%	7.68%		7.68%
Oct 2021	4.44%	0.38%	4.83%	0.85%	5.68%	5.68%		5.68%
Sep 2021	3.79%	0.34%	4.13%	0.89%	5.01%	5.01%		5.01%
Aug 2021	3.88%	0.20%	4.08%	1.03%	5.11%	5.11%		5.11%
Jul 2021	4.24%	0.21%	4.45%	0.42%	4.87%	4.87%		4.87%
Jun 2021	4.23%	0.30%	4.53%	0.23%	4.76%	4.76%		4.76%
May 2021	4.24%	0.15%	4.39%	0.64%	5.03%	5.03%		5.03%
Apr 2021	3.58%	0.22%	3.80%	0.41%	4.20%	4.20%		4.20%
Mar 2021	4.24%	0.31%	4.55%	1.74%	6.29%	6.29%		6.29%
Feb 2021	4.65%	0.54%	5.18%	2.60%	7.79%	7.79%		7.79%
Jan 2021	4.21%	0.17%	4.38%	4.68%	9.06%	9.06%		9.06%
2021	4.22%	0.32%	4.53%	1.60%	6.14%	6.14%		6.14%