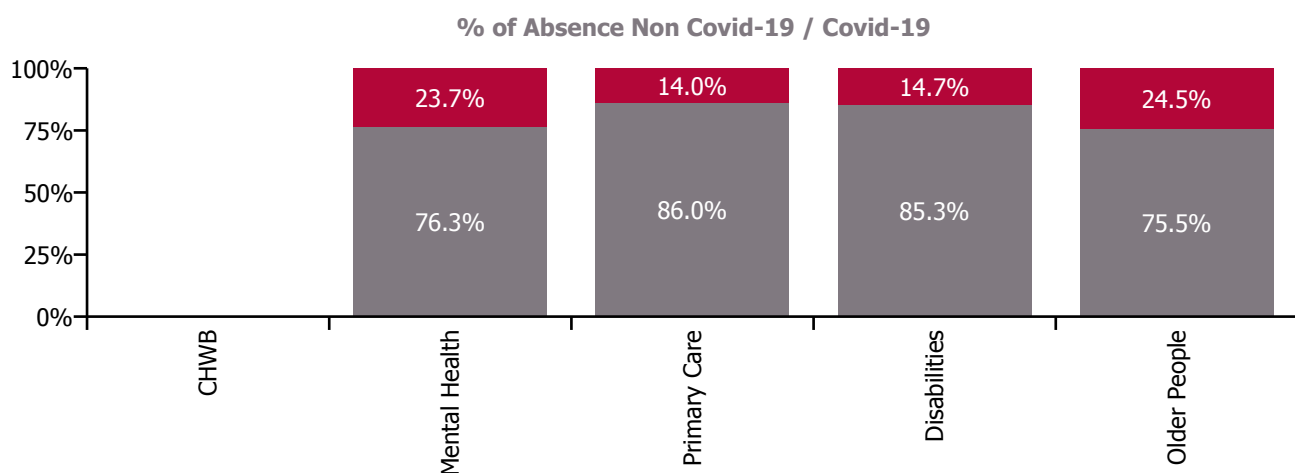
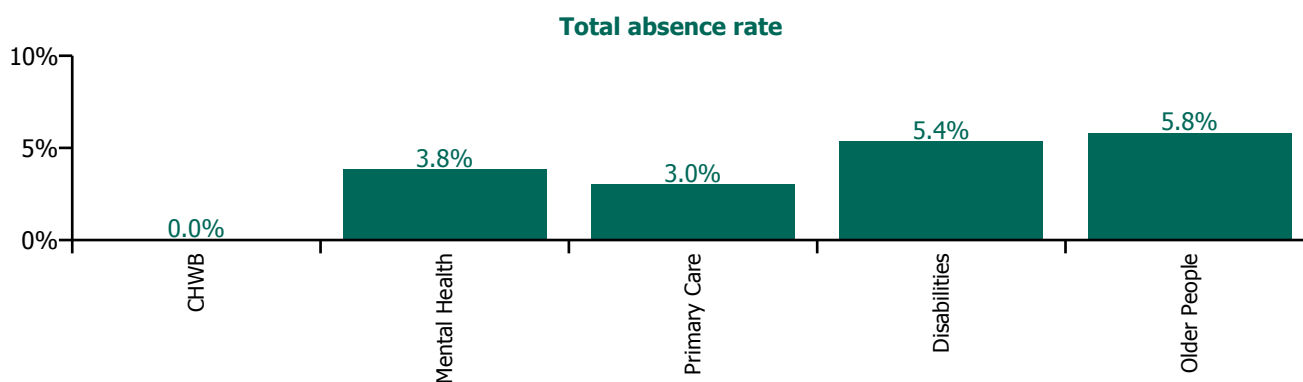


October 2021

Health Service Absence Rate - by Staff Category: Oct 2021	Certified absence	Self-certified absence	Non Covid-19 absence	Covid-19 absence	Total absence rate	% Non Covid-19 absence	% Covid-19 absence
CHO 2	3.5%	0.2%	3.7%	0.9%	4.5%	81.3%	18.7%
Medical & Dental	2.5%	0.0%	2.5%	0.1%	2.6%	95.2%	4.8%
Nursing & Midwifery	4.0%	0.1%	4.1%	1.2%	5.4%	77.3%	22.7%
Health & Social Care Professionals	3.1%	0.2%	3.3%	0.7%	4.0%	81.9%	18.1%
Management & Administrative	2.7%	0.1%	2.8%	0.3%	3.1%	90.1%	9.9%
General Support	3.2%	0.1%	3.3%	0.8%	4.1%	81.0%	19.0%
Patient & Client Care	3.7%	0.4%	4.0%	0.9%	4.9%	81.9%	18.1%

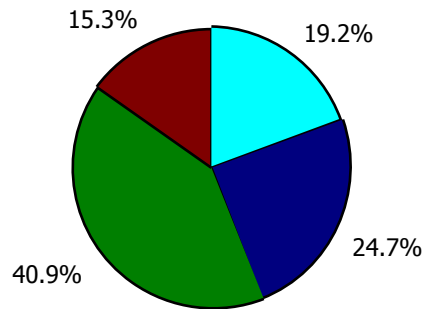
Health Service Absence Rate - by Care Group: Oct 2021	Certified absence	Self-certified absence	Non Covid-19 absence	Covid-19 absence	Total absence rate	% Non Covid-19 absence	% Covid-19 absence
CHO 2	3.5%	0.2%	3.7%	0.9%	4.5%	81.3%	18.7%
Community Health & Wellbeing	0.0%	0.0%	0.0%	0.0%	0.0%	#DIV/0	#DIV/0
Mental Health	2.8%	0.1%	2.9%	0.9%	3.8%	76.3%	23.7%
Primary Care	2.5%	0.1%	2.6%	0.4%	3.0%	86.0%	14.0%
Disabilities	4.2%	0.3%	4.6%	0.8%	5.4%	85.3%	14.7%
Older People	4.2%	0.2%	4.4%	1.4%	5.8%	75.5%	24.5%



October 2021

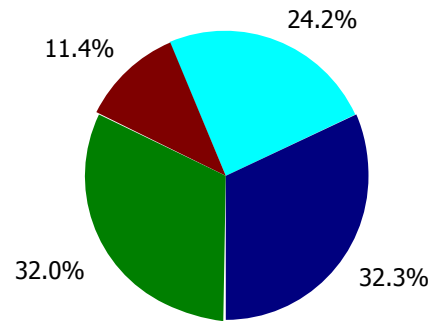
Health Service Absence Rate - by Care Group: Oct 2021	Medical & Dental	Nursing & Midwifery	Health & Social Care Professionals	Management & Administrative	General Support	Patient & Client Care	Certified absence	Self-certified absence	Non Covid-19 absence	Covid-19 absence	Total absence rate
CHO 2	2.6%	5.4%	4.0%	3.1%	4.1%	4.9%	3.5%	0.2%	3.7%	0.9%	4.5%
Community Health & Wellbeing				0.0%			0.0%	0.0%	0.0%	0.0%	0.0%
Mental Health	2.1%	5.4%	0.8%	2.7%	5.3%	2.6%	2.8%	0.1%	2.9%	0.9%	3.8%
Primary Care	3.1%	3.8%	3.2%	3.1%	0.4%	1.4%	2.5%	0.1%	2.6%	0.4%	3.0%
Disabilities	3.1%	5.8%	5.9%	2.7%	3.7%	5.5%	4.2%	0.3%	4.6%	0.8%	5.4%
Older People	5.1%	6.4%	0.4%	5.1%	6.6%	5.7%	4.2%	0.2%	4.4%	1.4%	5.8%

% of total lost hours



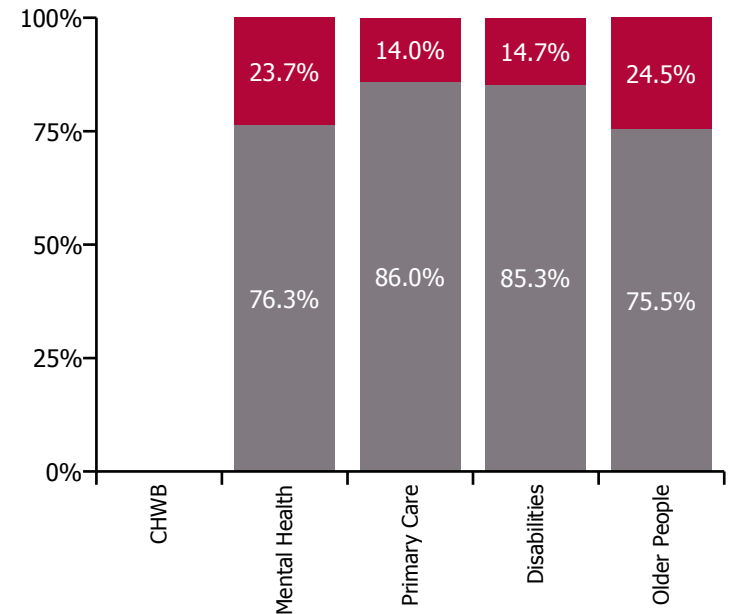
■ Mental Health
 ■ Primary Care
 ■ Disabilities
 ■ Older People

% of Covid-19 lost hours



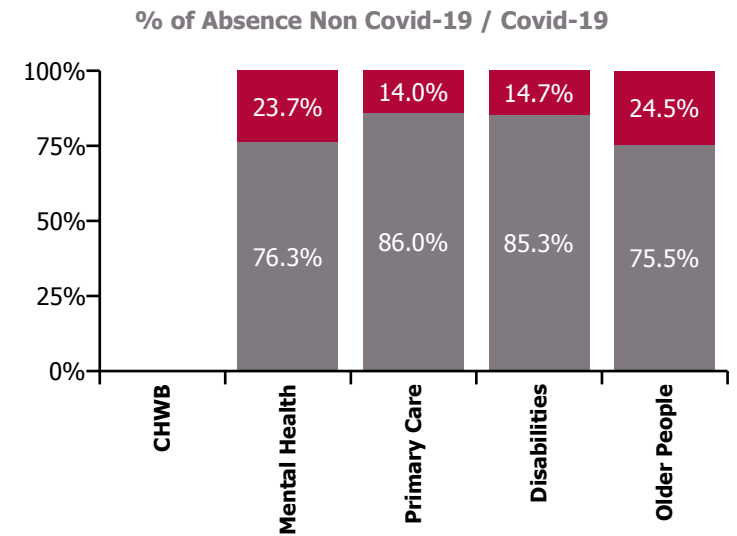
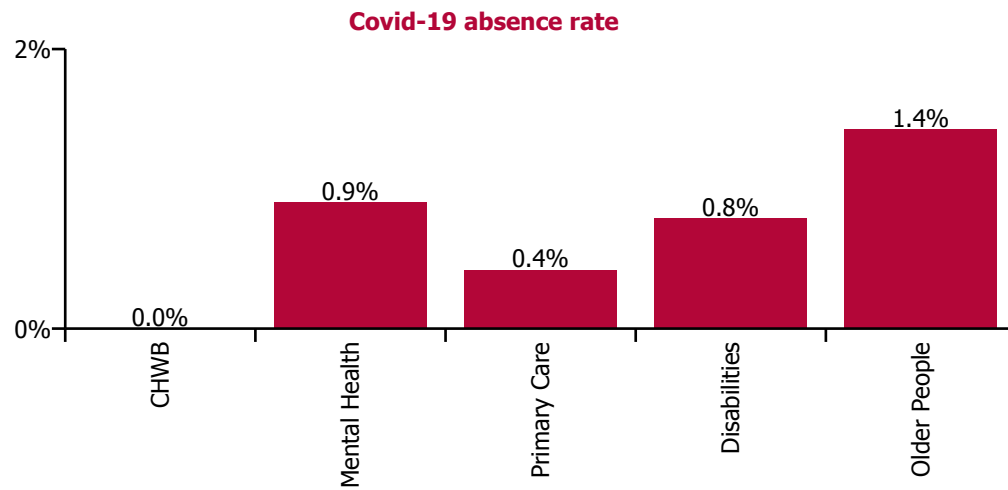
■ Mental Health
 ■ Primary Care
 ■ Disabilities
 ■ Older People

% of Absence Non Covid-19 / Covid-19



October 2021

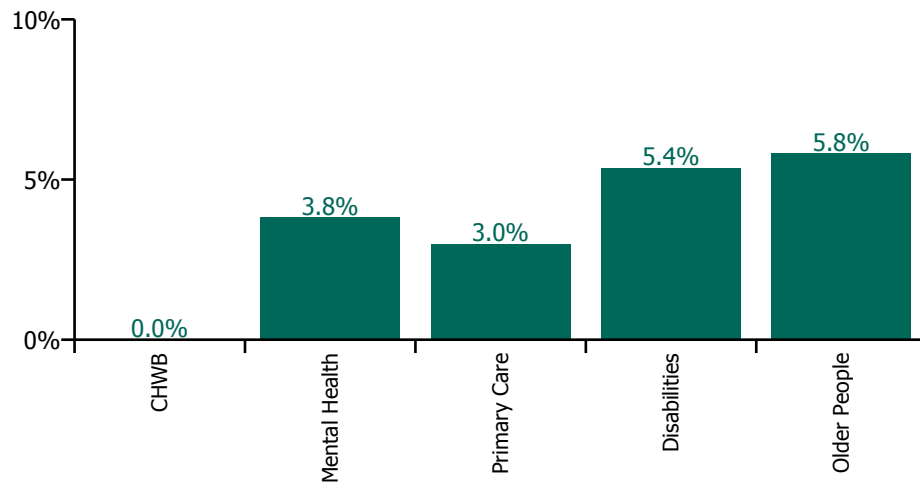
Health Service Covid-19 Absence Rate - by Staff Category & Care Group: Oct 2021	Medical & Dental	Nursing & Midwifery	Health & Social Care Professionals	Management & Administrative	General Support	Patient & Client Care	Covid-19 absence	Non Covid-19 absence	Total absence rate
CHO 2	0.1%	1.2%	0.7%	3.1%	0.8%	0.9%	0.9%	3.7%	4.5%
Community Health & Wellbeing				0.0%			0.0%	0.0%	0.0%
Mental Health	0.2%	1.5%	0.0%	2.7%	1.0%	0.7%	0.9%	2.9%	3.8%
Primary Care	0.1%	0.3%	0.8%	3.1%	0.0%	0.0%	0.4%	2.6%	3.0%
Disabilities	0.0%	0.9%	1.0%	2.7%	0.5%	0.8%	0.8%	4.6%	5.4%
Older People	0.0%	1.9%	0.1%	5.1%	1.6%	1.4%	1.4%	4.4%	5.8%



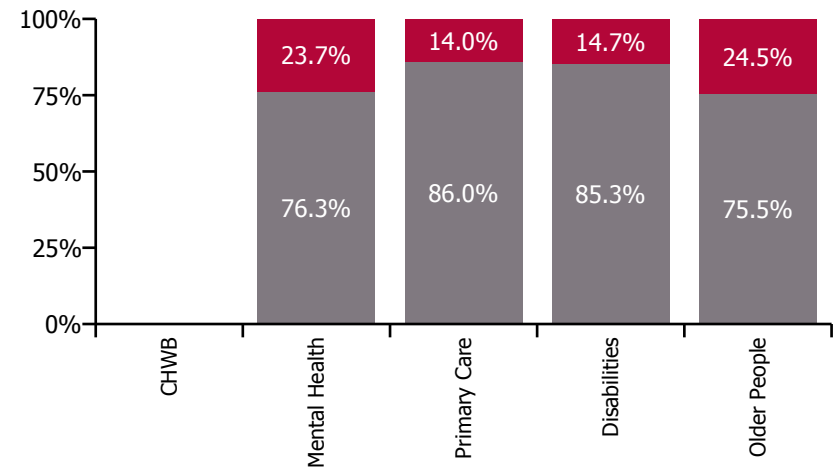
October 2021

Health Service Absence Rate - by Care Group: Oct 2021	Medical & Dental	Nursing & Midwifery	Health & Social Care Professionals	Management & Administrative	General Support	Patient & Client Care	Certified absence	Self-certified absence	Non Covid-19 absence	Covid-19 absence	Total absence rate
CHO 2	2.6%	5.4%	4.0%	3.1%	4.1%	4.9%	3.5%	0.2%	3.7%	0.9%	4.5%
Health Service Executive	2.6%	5.3%	2.2%	3.1%	4.1%	4.1%	3.1%	0.1%	3.2%	0.9%	4.0%
Community Health & Wellbeing				0.0%			0.0%	0.0%	0.0%	0.0%	0.0%
Mental Health	2.1%	5.4%	0.8%	2.7%	5.3%	2.6%	2.8%	0.1%	2.9%	0.9%	3.8%
Primary Care	3.1%	3.8%	3.2%	3.1%	0.4%	1.4%	2.5%	0.1%	2.6%	0.4%	3.0%
Disabilities	0.0%	5.8%	0.0%	1.6%	0.0%	2.6%	2.5%	0.0%	2.5%	0.3%	2.8%
Older People	5.1%	6.4%	0.4%	5.1%	6.6%	5.7%	4.2%	0.2%	4.4%	1.4%	5.8%
Section 38 Voluntary Agencies	4.0%	5.8%	6.4%	3.0%	4.1%	5.8%	4.4%	0.4%	4.8%	0.8%	5.7%

Total absence rate



Non Covid-19 & Covid-19 Absence



CHO 2 by Staff Category

Year/ month	Medical & Dental	Nursing & Midwifery	Health & Social Care Professionals	Management & Administrative	General Support	Patient & Client Care	Certified absence	Self-certified absence	Non Covid-19 absence	Covid-19 absence	Total absence rate
2021	2.1%	4.8%	3.5%	2.6%	3.3%	5.2%	3.1%	0.2%	3.2%	1.1%	4.3%
Oct 2021	2.6%	5.4%	4.0%	3.1%	4.1%	4.9%	3.5%	0.2%	3.7%	0.9%	4.5%
Sep 2021	3.7%	4.8%	3.2%	2.6%	2.6%	3.4%	2.9%	0.1%	3.1%	0.6%	3.7%
Aug 2021	2.7%	5.9%	3.4%	2.2%	3.7%	4.5%	3.3%	0.1%	3.4%	0.9%	4.4%
Jul 2021	1.6%	4.0%	3.0%	2.3%	4.1%	4.2%	3.0%	0.1%	3.1%	0.5%	3.6%
Jun 2021	1.7%	3.1%	3.0%	2.2%	2.6%	4.0%	2.8%	0.1%	2.9%	0.3%	3.2%
May 2021	2.0%	2.1%	2.5%	2.1%	1.8%	3.4%	2.2%	0.0%	2.2%	0.4%	2.6%
Apr 2021	1.7%	3.5%	2.6%	2.7%	1.6%	4.4%	2.8%	0.1%	2.9%	0.5%	3.4%
Mar 2021	1.4%	4.4%	3.2%	2.6%	1.3%	5.6%	3.0%	0.2%	3.2%	0.9%	4.1%
Feb 2021	0.9%	6.9%	4.3%	2.6%	4.1%	9.1%	3.7%	0.3%	4.0%	2.3%	6.3%
Jan 2021	2.8%	8.9%	5.5%	4.2%	7.2%	9.5%	3.7%	0.1%	3.9%	3.9%	7.8%
2020	2.0%	5.5%	4.3%	3.2%	3.0%	5.5%	3.6%	0.2%	3.8%	1.0%	4.8%
Dec 2020	1.9%	5.7%	4.0%	2.4%	3.8%	5.2%	3.8%	0.2%	4.0%	0.7%	4.6%
Nov 2020	2.6%	5.3%	3.8%	2.9%	3.1%	4.9%	3.7%	0.2%	3.9%	0.4%	4.3%
Oct 2020	1.8%	6.0%	3.6%	3.4%	2.9%	5.4%	3.4%	0.2%	3.6%	1.2%	4.8%
Sep 2020	1.5%	5.0%	5.0%	2.4%	1.4%	5.2%	3.5%	0.2%	3.7%	0.7%	4.4%
Aug 2020	1.6%	4.4%	4.0%	2.5%	1.5%	4.3%	3.4%	0.2%	3.5%	0.3%	3.8%
Jul 2020	2.4%	4.2%	3.3%	2.6%	1.9%	3.7%	3.1%	0.2%	3.3%	0.2%	3.5%
Jun 2020	1.0%	4.2%	2.7%	2.3%	2.4%	3.8%	2.8%	0.2%	3.0%	0.4%	3.4%
May 2020	0.7%	6.4%	3.4%	3.1%	3.6%	6.5%	3.3%	0.1%	3.4%	1.8%	5.2%
Apr 2020	3.8%	9.0%	5.9%	4.9%	4.0%	9.0%	3.7%	0.1%	3.7%	3.8%	7.5%
Mar 2020	3.2%	7.7%	6.7%	5.3%	4.6%	7.0%	4.0%	0.2%	4.2%	2.4%	6.7%
Feb 2020	1.2%	3.8%	4.6%	3.0%	2.8%	5.1%	3.8%	0.3%	4.1%		4.1%
Jan 2020	2.9%	4.8%	5.2%	4.2%	4.4%	5.8%	4.7%	0.4%	5.0%		5.0%
2019	1.4%	5.3%	3.9%	3.4%	3.2%	4.9%	4.2%	0.3%	4.5%		4.5%
Dec 2019	1.6%	5.6%	5.0%	4.0%	2.6%	5.6%	4.5%	0.5%	5.0%		5.0%
Nov 2019	0.9%	5.4%	4.2%	3.6%	2.6%	5.3%	4.3%	0.3%	4.6%		4.6%
Oct 2019	2.0%	5.7%	4.3%	3.2%	3.8%	5.5%	4.5%	0.3%	4.9%		4.9%
Sep 2019	1.9%	5.8%	3.8%	2.6%	3.3%	4.7%	4.2%	0.3%	4.4%		4.4%
Aug 2019	3.0%	5.2%	4.0%	3.0%	3.4%	4.9%	4.2%	0.2%	4.5%		4.5%
Jul 2019	2.2%	4.8%	3.4%	2.3%	2.3%	4.2%	3.6%	0.2%	3.9%		3.9%

Jun 2019	1.5%	5.4%	3.6%	2.5%	2.6%	4.9%	4.0%	0.3%	4.3%		4.3%
May 2019	0.8%	5.2%	4.0%	3.3%	2.9%	4.3%	3.9%	0.2%	4.2%		4.2%
Apr 2019	0.6%	5.5%	3.1%	3.7%	3.3%	5.1%	4.2%	0.3%	4.5%		4.5%
Mar 2019	0.6%	5.0%	3.3%	3.5%	3.1%	4.8%	3.9%	0.3%	4.2%		4.2%
Feb 2019	1.0%	5.2%	4.1%	4.2%	4.0%	4.6%	4.2%	0.3%	4.5%		4.5%
Jan 2019	1.5%	5.0%	4.0%	5.3%	4.0%	5.0%	4.4%	0.4%	4.7%		4.7%
2018	1.5%	4.9%	4.1%	3.6%	3.1%	4.9%	4.1%	0.3%	4.4%		4.4%

CHO 2 by Care Group

Year/ month	CHWB	Mental Health	Primary Care	Disabilities	Older People	Health Service Executive	Disabilities	Section 38 Voluntary Agencies	Certified absence	Self-certified absence	Non Covid-19 absence	Covid-19 absence	Total absence rate
2021	5.0%	3.1%	2.7%	4.3%	5.8%	3.8%	5.8%	5.8%	3.1%	0.2%	3.2%	1.1%	4.3%
Oct 2021		3.8%	3.0%	2.8%	5.8%	4.0%	5.7%	5.7%	3.5%	0.2%	3.7%	0.9%	4.5%
Sep 2021		3.6%	2.7%	2.6%	3.9%	3.3%	5.0%	5.0%	2.9%	0.1%	3.1%	0.6%	3.7%
Aug 2021	7.8%	5.1%	2.5%	2.4%	5.4%	4.2%	5.1%	5.1%	3.3%	0.1%	3.4%	0.9%	4.4%
Jul 2021	3.3%	2.6%	2.1%	2.3%	5.7%	3.3%	4.9%	4.9%	3.0%	0.1%	3.1%	0.5%	3.6%
Jun 2021	2.2%	1.5%	2.2%	5.0%	3.8%	2.6%	4.8%	4.8%	2.8%	0.1%	2.9%	0.3%	3.2%
May 2021	1.7%	1.2%	1.8%	2.0%	2.3%	1.8%	5.0%	5.0%	2.2%	0.0%	2.2%	0.4%	2.6%
Apr 2021	12.2%	2.7%	2.1%	6.4%	4.0%	3.1%	4.2%	4.2%	2.8%	0.1%	2.9%	0.5%	3.4%
Mar 2021	11.6%	2.9%	2.3%	5.5%	4.9%	3.4%	6.3%	6.3%	3.0%	0.2%	3.2%	0.9%	4.1%
Feb 2021	9.5%	3.7%	3.3%	6.6%	11.0%	5.8%	7.8%	7.8%	3.7%	0.3%	4.0%	2.3%	6.3%
Jan 2021	5.7%	4.6%	5.1%	8.9%	12.5%	7.3%	9.1%	9.1%	3.7%	0.1%	3.9%	3.9%	7.8%
2020	0.5%	4.1%	4.2%	5.6%	5.1%	4.5%	5.6%	5.6%	3.6%	0.2%	3.8%	1.0%	4.8%
Dec 2020		3.6%	3.9%	5.9%	4.9%	4.2%	5.7%	5.7%	3.8%	0.2%	4.0%	0.7%	4.6%
Nov 2020	0.4%	3.7%	3.9%	5.7%	0.4%	3.9%	5.1%	5.1%	3.7%	0.2%	3.9%	0.4%	4.3%
Oct 2020		3.9%	4.7%	5.8%	4.7%	4.5%	5.8%	5.8%	3.4%	0.2%	3.6%	1.2%	4.8%
Sep 2020	2.4%	4.5%	3.5%	5.8%	4.2%	4.2%	5.3%	5.3%	3.5%	0.2%	3.7%	0.7%	4.4%
Aug 2020	0.9%	3.9%	3.8%	2.7%	3.3%	3.6%	4.3%	4.3%	3.4%	0.2%	3.5%	0.3%	3.8%
Jul 2020		3.5%	3.3%	4.4%	3.3%	3.4%	4.0%	4.0%	3.1%	0.2%	3.3%	0.2%	3.5%
Jun 2020	1.1%	3.0%	3.0%	4.6%	3.2%	3.1%	4.2%	4.2%	2.8%	0.2%	3.0%	0.4%	3.4%
May 2020		4.4%	3.5%	7.1%	6.5%	4.9%	6.1%	6.1%	3.3%	0.1%	3.4%	1.8%	5.2%
Apr 2020		5.9%	6.7%	9.2%	8.6%	7.1%	9.0%	9.0%	3.7%	0.1%	3.7%	3.8%	7.5%
Mar 2020	0.5%	6.4%	6.8%	5.0%	6.8%	6.5%	7.2%	7.2%	4.0%	0.2%	4.2%	2.4%	6.7%
Feb 2020	0.5%	2.3%	3.1%	5.9%	5.3%	3.6%	5.2%	5.2%	3.8%	0.3%	4.1%		4.1%
Jan 2020		4.1%	4.0%	5.4%	5.8%	4.7%	6.5%	6.5%	4.7%	0.4%	5.0%		5.0%
2019		4.1%	3.9%	4.9%	5.1%	4.4%	4.7%	4.7%	4.2%	0.3%	4.5%		4.5%
Dec 2019		4.4%	4.6%	4.8%	6.2%	5.0%	5.0%	5.0%	4.5%	0.5%	5.0%		5.0%
Nov 2019		3.5%	4.1%	4.4%	5.4%	4.3%	5.6%	5.6%	4.3%	0.3%	4.6%		4.6%
Oct 2019		3.6%	4.5%	4.6%	5.6%	4.5%	6.0%	6.0%	4.5%	0.3%	4.9%		4.9%
Sep 2019		4.0%	3.9%	6.4%	4.9%	4.4%	4.6%	4.6%	4.2%	0.3%	4.4%		4.4%
Aug 2019		4.0%	3.9%	6.1%	4.8%	4.3%	4.9%	4.9%	4.2%	0.2%	4.5%		4.5%
Jul 2019		4.1%	3.1%	3.8%	4.4%	3.8%	3.9%	3.9%	3.6%	0.2%	3.9%		3.9%
Jun 2019		3.9%	3.2%	5.2%	5.9%	4.4%	3.9%	3.9%	4.0%	0.3%	4.3%		4.3%
May 2019		3.6%	3.8%	6.1%	4.9%	4.2%	4.1%	4.1%	3.9%	0.2%	4.2%		4.2%
Apr 2019		4.0%	3.9%	5.5%	5.3%	4.4%	4.6%	4.6%	4.2%	0.3%	4.5%		4.5%
Mar 2019		4.5%	3.6%	4.9%	4.3%	4.2%	4.3%	4.3%	3.9%	0.3%	4.2%		4.2%
Feb 2019		4.1%	3.9%	3.7%	5.5%	4.4%	4.7%	4.7%	4.2%	0.3%	4.5%		4.5%
Jan 2019		5.3%	4.2%	3.5%	4.6%	4.7%	5.1%	5.1%	4.4%	0.4%	4.7%		4.7%

