

## CHO 2 Employment Report: April 2022

### Employment by Staff Group

| Apr 2022                                      | WTE Dec 2019 | WTE Dec 2020 | WTE Mar 2022 | WTE Apr 2022 | WTE change since Mar 22 | WTE change since Dec 20 | % change since Dec 20 | WTE change since Dec 19 | % change since Dec 19 | No. Apr 2022 |
|---|--------------|--------------|--------------|--------------|-------------------------|-------------------------|-----------------------|-------------------------|-----------------------|--------------|
| <b>Overall</b>                                | <b>5,545</b> | <b>5,690</b> | <b>5,826</b> | <b>5,855</b> | <b>+29</b>              | <b>+165</b>             | <b>2.9 %</b>          | <b>+310</b>             | <b>5.6 %</b>          | <b>6,783</b> |
| Consultants                                   | 42           | 42           | 44           | 44           | +0                      | +2                      | 5.1 %                 | +2                      | 3.9 %                 | 47           |
| Registrars                                    | 75           | 86           | 90           | 86           | -3                      | +0                      | 0.4 %                 | +11                     | 14.8 %                | 88           |
| SHO/ Interns                                  | 36           | 43           | 37           | 40           | +3                      | -3                      | -6.3 %                | +4                      | 11.9 %                | 41           |
| Medical/ Dental, other                        | 59           | 62           | 55           | 55           | -0                      | -7                      | -11.8 %               | -4                      | -7.1 %                | 67           |
| <b>Medical &amp; Dental</b>                   | <b>212</b>   | <b>232</b>   | <b>225</b>   | <b>225</b>   | <b>-1</b>               | <b>-7</b>               | <b>-3.2 %</b>         | <b>+13</b>              | <b>6.1 %</b>          | <b>243</b>   |
| Nurse/ Midwife Manager                        | 309          | 323          | 324          | 321          | -3                      | -2                      | -0.7 %                | +12                     | 4.0 %                 | 340          |
| Nurse/ Midwife Specialist & AN/MP             | 93           | 108          | 122          | 127          | +4                      | +19                     | 17.2 %                | +34                     | 36.6 %                | 132          |
| Staff Nurse/ Staff Midwife                    | 898          | 908          | 919          | 915          | -3                      | +7                      | 0.8 %                 | +17                     | 1.9 %                 | 1,055        |
| Public Health Nurse                           | 192          | 199          | 185          | 186          | +1                      | -13                     | -6.3 %                | -6                      | -2.9 %                | 213          |
| Pre-registration Nurse/ Midwife Intern        | 0            |              | 25           | 23           | -2                      | +23                     | -1                    | +23                     | 19066.7 %             | 46           |
| Pre-registration Nurse Intern (COVID-19)      |              | 11           |              |              |                         | -11                     | -1                    |                         | -100.0 %              |              |
| Post-registration Nurse/ Midwife Student      | 4            |              | 20           | 20           |                         | +20                     | -1                    | +16                     | 400.0 %               | 20           |
| Nursing/ Midwifery awaiting registration      | 5            |              | 5            | 4            | -1                      | +4                      | -1                    | -1                      | -15.8 %               | 4            |
| Nursing/ Midwifery Student                    | 9            | 11           | 50           | 47           | -3                      | +36                     | 333.2 %               | +38                     | 429.9 %               | 70           |
| Nursing/ Midwifery other                      | 2            | 2            | 2            | 2            |                         | +0                      | 25.0 %                |                         | 0.0 %                 | 2            |
| <b>Nursing &amp; Midwifery</b>                | <b>1,502</b> | <b>1,550</b> | <b>1,602</b> | <b>1,598</b> | <b>-4</b>               | <b>+48</b>              | <b>3.1 %</b>          | <b>+96</b>              | <b>6.4 %</b>          | <b>1,812</b> |
| Therapy Professions                           | 338          | 362          | 387          | 387          | -0                      | +24                     | 6.7 %                 | +48                     | 14.2 %                | 444          |
| Health Science/ Diagnostics                   | 6            | 8            | 10           | 9            | -1                      | +1                      | 18.6 %                | +2                      | 37.5 %                | 10           |
| Social Care                                   | 245          | 268          | 284          | 286          | +2                      | +17                     | 6.5 %                 | +41                     | 16.5 %                | 346          |
| Social Workers                                | 84           | 84           | 89           | 89           | -1                      | +5                      | 6.1 %                 | +5                      | 5.8 %                 | 102          |
| Psychologists                                 | 73           | 78           | 87           | 88           | +1                      | +10                     | 13.1 %                | +15                     | 19.9 %                | 102          |
| Pharmacy                                      | 5            | 4            | 5            | 5            |                         | +1                      | 29.7 %                | +0                      | 7.9 %                 | 6            |
| H&SC, Other                                   | 59           | 56           | 63           | 63           | -0                      | +6                      | 11.5 %                | +4                      | 6.7 %                 | 75           |
| <b>Health &amp; Social Care Professionals</b> | <b>811</b>   | <b>859</b>   | <b>925</b>   | <b>926</b>   | <b>+1</b>               | <b>+66</b>              | <b>7.7 %</b>          | <b>+115</b>             | <b>14.2 %</b>         | <b>1,085</b> |
| Management (VIII & above)                     | 56           | 58           | 66           | 69           | +2                      | +11                     | 18.2 %                | +13                     | 22.9 %                | 70           |
| Administrative/ Supervisory (V to VII)        | 134          | 160          | 202          | 207          | +5                      | +47                     | 29.4 %                | +74                     | 55.3 %                | 216          |
| Clerical (III & IV)                           | 468          | 448          | 453          | 446          | -8                      | -2                      | -0.5 %                | -22                     | -4.8 %                | 505          |
| <b>Management &amp; Administrative</b>        | <b>657</b>   | <b>666</b>   | <b>722</b>   | <b>722</b>   | <b>-0</b>               | <b>+56</b>              | <b>8.4 %</b>          | <b>+64</b>              | <b>9.8 %</b>          | <b>791</b>   |
| Support                                       | 158          | 152          | 143          | 140          | -2                      | -12                     | -8.1 %                | -18                     | -11.2 %               | 203          |
| Maintenance/ Technical                        | 68           | 74           | 72           | 73           | +0                      | -1                      | -1.3 %                | +5                      | 6.8 %                 | 76           |
| <b>General Support</b>                        | <b>226</b>   | <b>226</b>   | <b>215</b>   | <b>213</b>   | <b>-2</b>               | <b>-13</b>              | <b>-5.8 %</b>         | <b>-13</b>              | <b>-5.7 %</b>         | <b>279</b>   |
| Health Care Assistants                        | 1,367        | 1,419        | 1,447        | 1,444        | -3                      | +26                     | 1.8 %                 | +77                     | 5.6 %                 | 1,664        |
| Home Help                                     | 499          | 456          | 361          | 394          | +32                     | -62                     | -13.7 %               | -106                    | -21.1 %               | 520          |
| Care, other                                   | 271          | 281          | 328          | 334          | +6                      | +53                     | 18.7 %                | +63                     | 23.3 %                | 389          |
| <b>Patient &amp; Client Care</b>              | <b>2,137</b> | <b>2,156</b> | <b>2,137</b> | <b>2,172</b> | <b>+35</b>              | <b>+16</b>              | <b>0.7 %</b>          | <b>+35</b>              | <b>1.6 %</b>          | <b>2,573</b> |

## CHO 2 Employment Report: April 2022

### Community Health & Wellbeing

| Apr 2022                                      | WTE | WTE Dec 2020 | WTE Mar 2022 | WTE Apr 2022 | WTE change since Mar 22 | WTE change since Dec 20 | % change since Dec 20 | WTE change since | % change since  | No. Apr 2022 |
|---|-----|--------------|--------------|--------------|-------------------------|-------------------------|-----------------------|------------------|-----------------|--------------|
| <b>Total Community Health &amp; Wellbeing</b> |     | <b>10</b>    | <b>11</b>    | <b>11</b>    | <b>+1</b>               | <b>1.20</b>             | <b>12.0 %</b>         | <b>+11</b>       | <b>-100.0 %</b> | <b>12</b>    |

### Mental Health

| Apr 2022                                      | WTE Dec 2019 | WTE Dec 2020 | WTE Mar 2022 | WTE Apr 2022 | WTE change since Mar 22 | WTE change since Dec 20 | % change since Dec 20 | WTE change since Dec 19 | % change since Dec 19 | No. Apr 2022 |
|---|--------------|--------------|--------------|--------------|-------------------------|-------------------------|-----------------------|-------------------------|-----------------------|--------------|
| <b>Total Mental Health</b>                    | <b>1,308</b> | <b>1,340</b> | <b>1,344</b> | <b>1,342</b> | <b>-1</b>               | <b>1.99</b>             | <b>0.1 %</b>          | <b>+34</b>              | <b>2.6 %</b>          | <b>1,465</b> |
| Consultants                                   | 38           | 37           | 37           | 37           | +0                      | 0.44                    | 1.2 %                 | -0                      | -0.2 %                | 40           |
| Registrars                                    | 33           | 37           | 41           | 41           | +0                      | 4.90                    | 13.4 %                | +8                      | 25.1 %                | 42           |
| SHO/ Interns                                  | 35           | 40           | 34           | 35           | +1                      | -4.62                   | -11.6 %               | +0                      | 1.1 %                 | 36           |
| Medical/ Dental, other                        | 1            | 1            |              | 1            | +1                      | 0.00                    | 0.0 %                 |                         | 0.0 %                 | 1            |
| <b>Medical &amp; Dental</b>                   | <b>107</b>   | <b>114</b>   | <b>113</b>   | <b>115</b>   | <b>+2</b>               | <b>0.72</b>             | <b>0.6 %</b>          | <b>+9</b>               | <b>8.1 %</b>          | <b>119</b>   |
| Nurse/ Midwife Manager                        | 146          | 151          | 151          | 150          | -2                      | -1.54                   | -1.0 %                | +4                      | 2.6 %                 | 154          |
| Nurse/ Midwife Specialist & AN/MP             | 67           | 79           | 83           | 85           | +2                      | 6.02                    | 7.6 %                 | +18                     | 26.2 %                | 86           |
| Staff Nurse/ Staff Midwife                    | 357          | 355          | 355          | 354          | -1                      | -0.19                   | -0.1 %                | -3                      | -0.8 %                | 385          |
| Pre-registration Nurse/ Midwife Intern        | 0            |              | 25           | 23           | -2                      | 23.00                   | -100.0 %              | +23                     | 19066.7 %             | 46           |
| Pre-registration Nurse Intern (COVID-19)      |              | 10           |              |              |                         | -10.18                  | -100.0 %              |                         | -100.0 %              |              |
| Nursing/ Midwifery awaiting registration      | 5            |              | 5            | 4            | -1                      | 4.00                    | -100.0 %              | -1                      | -15.8 %               | 4            |
| Nursing/ Midwifery Student                    | 5            | 10           | 30           | 27           | -3                      | 16.82                   | 165.2 %               | +22                     | 454.4 %               | 50           |
| Nursing/ Midwifery other                      | 2            | 2            | 2            | 2            |                         | 0.40                    | 25.0 %                |                         | 0.0 %                 | 2            |
| <b>Nursing &amp; Midwifery</b>                | <b>577</b>   | <b>597</b>   | <b>622</b>   | <b>618</b>   | <b>-4</b>               | <b>21.51</b>            | <b>3.6 %</b>          | <b>+41</b>              | <b>7.1 %</b>          | <b>677</b>   |
| Therapy Professions                           | 45           | 55           | 50           | 49           | -1                      | -6.00                   | -10.9 %               | +4                      | 8.4 %                 | 56           |
| Social Care                                   | 15           | 16           | 14           | 14           | -0                      | -2.37                   | -14.7 %               | -1                      | -7.1 %                | 16           |
| Social Workers                                | 41           | 42           | 43           | 44           | +1                      | 2.37                    | 5.7 %                 | +3                      | 8.0 %                 | 48           |
| Psychologists                                 | 34           | 37           | 42           | 40           | -1                      | 3.34                    | 9.0 %                 | +7                      | 20.2 %                | 46           |
| Pharmacy                                      | 3            | 2            | 2            | 2            |                         | 0.65                    | 37.4 %                | -0                      | -5.2 %                | 3            |
| H&SC, Other                                   | 3            | 3            | 3            | 2            | -0                      | -0.59                   | -19.7 %               | -1                      | -19.7 %               | 3            |
| <b>Health &amp; Social Care Professionals</b> | <b>140</b>   | <b>155</b>   | <b>154</b>   | <b>152</b>   | <b>-2</b>               | <b>-2.60</b>            | <b>-1.7 %</b>         | <b>+12</b>              | <b>8.6 %</b>          | <b>172</b>   |
| Management (VIII & above)                     | 5            | 4            | 4            | 4            | +0                      | 0.00                    | 0.0 %                 | -1                      | -20.0 %               | 4            |
| Administrative/ Supervisory (V to VII)        | 24           | 26           | 23           | 26           | +2                      | -0.95                   | -3.6 %                | +2                      | 8.2 %                 | 26           |
| Clerical (III & IV)                           | 109          | 102          | 100          | 98           | -1                      | -3.87                   | -3.8 %                | -11                     | -9.7 %                | 111          |
| <b>Management &amp; Administrative</b>        | <b>138</b>   | <b>133</b>   | <b>127</b>   | <b>128</b>   | <b>+1</b>               | <b>-4.82</b>            | <b>-3.6 %</b>         | <b>-10</b>              | <b>-7.0 %</b>         | <b>141</b>   |
| Support                                       | 36           | 31           | 27           | 28           | +1                      | -3.13                   | -10.0 %               | -8                      | -22.3 %               | 31           |
| Maintenance/ Technical                        | 27           | 33           | 31           | 32           | +1                      | -1.20                   | -3.6 %                | +5                      | 18.4 %                | 33           |
| <b>General Support</b>                        | <b>63</b>    | <b>64</b>    | <b>58</b>    | <b>60</b>    | <b>+2</b>               | <b>-4.33</b>            | <b>-6.7 %</b>         | <b>-3</b>               | <b>-4.9 %</b>         | <b>64</b>    |
| Health Care Assistants                        | 215          | 211          | 204          | 202          | -2                      | -9.19                   | -4.4 %                | -13                     | -6.0 %                | 216          |
| Care, other                                   | 69           | 66           | 65           | 67           | +2                      | 0.70                    | 1.1 %                 | -2                      | -3.2 %                | 76           |
| <b>Patient &amp; Client Care</b>              | <b>284</b>   | <b>278</b>   | <b>270</b>   | <b>269</b>   | <b>-1</b>               | <b>-8.49</b>            | <b>-3.1 %</b>         | <b>-15</b>              | <b>-5.3 %</b>         | <b>292</b>   |

## Primary Care

| Apr 2022                                      | WTE Dec 2019 | WTE Dec 2020 | WTE Mar 2022 | WTE Apr 2022 | WTE change since Mar 22 | WTE change since Dec 20 | % change since Dec 20 | WTE change since Dec 19 | % change since Dec 19 | No. Apr 2022 |
|---|--------------|--------------|--------------|--------------|-------------------------|-------------------------|-----------------------|-------------------------|-----------------------|--------------|
| <b>Total Primary Care</b>                     | <b>1,134</b> | <b>1,235</b> | <b>1,338</b> | <b>1,337</b> | <b>-1</b>               | <b>102.35</b>           | <b>8.3 %</b>          | <b>+203</b>             | <b>17.9 %</b>         | <b>1,525</b> |
| Consultants                                   | 1            | 1            | 3            | 3            |                         | 1.70                    | 130.8 %               | +2                      | 140.0 %               | 3            |
| Registrars                                    | 40           | 47           | 46           | 45           | -2                      | -2.52                   | -5.3 %                | +5                      | 12.0 %                | 46           |
| SHO/ Interns                                  | 1            | 3            | 3            | 3            | -0                      | -0.10                   | -3.3 %                | +2                      | 190.0 %               | 3            |
| Medical/ Dental, other                        | 46           | 49           | 44           | 43           | -1                      | -6.26                   | -12.7 %               | -3                      | -5.8 %                | 55           |
| <b>Medical &amp; Dental</b>                   | <b>88</b>    | <b>101</b>   | <b>97</b>    | <b>94</b>    | <b>-3</b>               | <b>-7.18</b>            | <b>-7.1 %</b>         | <b>+6</b>               | <b>6.6 %</b>          | <b>107</b>   |
| Nurse/ Midwife Manager                        | 27           | 28           | 25           | 25           | +0                      | -2.72                   | -9.8 %                | -2                      | -7.8 %                | 27           |
| Nurse/ Midwife Specialist & AN/MP             | 17           | 21           | 25           | 27           | +2                      | 6.31                    | 30.0 %                | +10                     | 58.2 %                | 31           |
| Staff Nurse/ Staff Midwife                    | 74           | 79           | 90           | 91           | +1                      | 12.29                   | 15.5 %                | +17                     | 23.3 %                | 114          |
| Public Health Nurse                           | 191          | 198          | 184          | 185          | +1                      | -12.61                  | -6.4 %                | -6                      | -3.0 %                | 212          |
| Post-registration Nurse/ Midwife Student      | 4            |              | 20           | 20           |                         | 20.00                   | -100.0 %              | +16                     | 400.0 %               | 20           |
| Nursing/ Midwifery Student                    | 4            |              | 20           | 20           |                         | 20.00                   | -100.0 %              | +16                     | 400.0 %               | 20           |
| <b>Nursing &amp; Midwifery</b>                | <b>313</b>   | <b>326</b>   | <b>345</b>   | <b>349</b>   | <b>+4</b>               | <b>23.27</b>            | <b>7.1 %</b>          | <b>+35</b>              | <b>11.3 %</b>         | <b>404</b>   |
| Therapy Professions                           | 226          | 248          | 276          | 272          | -4                      | 24.23                   | 9.8 %                 | +46                     | 20.3 %                | 312          |
| Health Science/ Diagnostics                   | 6            | 7            | 9            | 8            | -1                      | 1.40                    | 20.3 %                | +2                      | 41.3 %                | 9            |
| Social Care                                   | 8            | 9            | 9            | 10           | +1                      | 0.91                    | 10.5 %                | +1                      | 13.2 %                | 10           |
| Social Workers                                | 7            | 6            | 9            | 9            | +0                      | 2.99                    | 51.5 %                | +2                      | 27.7 %                | 9            |
| Psychologists                                 | 24           | 27           | 28           | 29           | +1                      | 2.04                    | 7.7 %                 | +5                      | 19.2 %                | 34           |
| Pharmacy                                      | 1            | 1            | 1            | 1            |                         | 0.00                    | 0.0 %                 |                         | 0.0 %                 | 1            |
| H&SC, Other                                   | 40           | 42           | 49           | 49           | +0                      | 7.19                    | 17.2 %                | +9                      | 22.1 %                | 54           |
| <b>Health &amp; Social Care Professionals</b> | <b>312</b>   | <b>339</b>   | <b>380</b>   | <b>377</b>   | <b>-2</b>               | <b>38.76</b>            | <b>11.4 %</b>         | <b>+65</b>              | <b>20.8 %</b>         | <b>429</b>   |
| Management (VIII & above)                     | 33           | 35           | 26           | 27           | +1                      | -8.69                   | -24.6 %               | -6                      | -19.3 %               | 27           |
| Administrative/ Supervisory (V to VII)        | 62           | 73           | 74           | 77           | +3                      | 3.92                    | 5.4 %                 | +15                     | 24.2 %                | 81           |
| Clerical (III & IV)                           | 238          | 229          | 224          | 220          | -4                      | -8.38                   | -3.7 %                | -18                     | -7.4 %                | 245          |
| <b>Management &amp; Administrative</b>        | <b>333</b>   | <b>337</b>   | <b>324</b>   | <b>324</b>   | <b>-0</b>               | <b>-13.15</b>           | <b>-3.9 %</b>         | <b>-9</b>               | <b>-2.7 %</b>         | <b>353</b>   |
| Support                                       | 21           | 22           | 19           | 19           | -0                      | -3.37                   | -15.3 %               | -2                      | -10.4 %               | 42           |
| Maintenance/ Technical                        | 9            | 8            | 10           | 10           | +0                      | 2.02                    | 25.3 %                | +1                      | 11.1 %                | 10           |
| <b>General Support</b>                        | <b>30</b>    | <b>30</b>    | <b>29</b>    | <b>29</b>    | <b>-0</b>               | <b>-1.35</b>            | <b>-4.5 %</b>         | <b>-1</b>               | <b>-3.9 %</b>         | <b>52</b>    |
| Health Care Assistants                        | 14           | 57           | 88           | 86           | -2                      | 28.80                   | 50.6 %                | +71                     | 499.8 %               | 96           |
| Care, other                                   | 43           | 46           | 76           | 79           | +3                      | 33.20                   | 72.4 %                | +36                     | 84.1 %                | 84           |
| <b>Patient &amp; Client Care</b>              | <b>57</b>    | <b>103</b>   | <b>164</b>   | <b>165</b>   | <b>+1</b>               | <b>62.00</b>            | <b>60.3 %</b>         | <b>+108</b>             | <b>187.9 %</b>        | <b>180</b>   |

## Social Care

| Apr 2022                                      | WTE Dec 2019 | WTE Dec 2020 | WTE Mar 2022 | WTE Apr 2022 | WTE change since Mar 22 | WTE change since Dec 20 | % change since Dec 20 | WTE change since Dec 19 | % change since Dec 19 | No. Apr 2022 |
|---|--------------|--------------|--------------|--------------|-------------------------|-------------------------|-----------------------|-------------------------|-----------------------|--------------|
| <b>Total Social Care</b>                      | <b>3,103</b> | <b>3,105</b> | <b>3,065</b> | <b>3,094</b> | <b>+30</b>              | <b>-10.86</b>           | <b>-0.3 %</b>         | <b>-8</b>               | <b>-0.3 %</b>         | <b>3,708</b> |
| Consultants                                   | 3            | 3            | 3            | 3            |                         | 0.00                    | 0.0 %                 |                         | 0.0 %                 | 4            |
| Registrars                                    | 2            | 2            | 2            |              | -2                      | -2.00                   | -100.0 %              | -2                      | -100.0 %              |              |
| Senior House Officer                          |              |              |              | 2            | +2                      | 2.00                    | -100.0 %              | +2                      | -100.0 %              | 2            |
| SHO/ Interns                                  |              |              |              | 2            | +2                      | 2.00                    | -100.0 %              | +2                      | -100.0 %              | 2            |
| Medical/ Dental, other                        | 12           | 12           | 11           | 11           | -0                      | -1.01                   | -8.7 %                | -2                      | -12.4 %               | 11           |
| <b>Medical &amp; Dental</b>                   | <b>18</b>    | <b>17</b>    | <b>16</b>    | <b>16</b>    |                         | <b>-1.01</b>            | <b>-5.9 %</b>         | <b>-2</b>               | <b>-8.6 %</b>         | <b>17</b>    |
| Nurse/ Midwife Manager                        | 136          | 144          | 142          | 141          | -1                      | -3.67                   | -2.5 %                | +5                      | 3.6 %                 | 153          |
| Nurse/ Midwife Specialist & AN/MP             | 8            | 8            | 12           | 12           | +0                      | 4.55                    | 59.0 %                | +4                      | 55.8 %                | 13           |
| Staff Nurse/ Staff Midwife                    | 466          | 474          | 473          | 469          | -3                      | -4.66                   | -1.0 %                | +3                      | 0.6 %                 | 556          |
| Public Health Nurse                           | 1            | 1            | 1            | 1            |                         | 0.00                    | 0.0 %                 | +0                      | 25.0 %                | 1            |
| Pre-registration Nurse Intern (COVID-19)      |              | 1            |              |              |                         | -0.67                   | -100.0 %              |                         | -100.0 %              |              |
| Nursing/ Midwifery Student                    |              | 1            |              |              |                         | -0.67                   | -100.0 %              |                         | -100.0 %              |              |
| <b>Nursing &amp; Midwifery</b>                | <b>611</b>   | <b>628</b>   | <b>628</b>   | <b>623</b>   | <b>-4</b>               | <b>-4.45</b>            | <b>-0.7 %</b>         | <b>+13</b>              | <b>2.0 %</b>          | <b>723</b>   |
| Therapy Professions                           | 67           | 59           | 61           | 65           | +4                      | 6.08                    | 10.3 %                | -2                      | -2.4 %                | 76           |
| Health Science/ Diagnostics                   | 1            | 1            | 1            | 1            |                         | 0.00                    | 0.0 %                 |                         | 0.0 %                 | 1            |
| Social Care                                   | 222          | 243          | 261          | 262          | +1                      | 18.94                   | 7.8 %                 | +40                     | 18.2 %                | 320          |
| Social Workers                                | 36           | 36           | 37           | 36           | -1                      | -0.28                   | -0.8 %                | -0                      | -0.9 %                | 45           |
| Psychologists                                 | 16           | 14           | 18           | 19           | +1                      | 4.80                    | 33.7 %                | +3                      | 20.6 %                | 22           |
| Pharmacy                                      | 1            | 1            | 1            | 1            |                         | -0.53                   | -51.5 %               | -1                      | -50.5 %               | 1            |
| H&SC, Other                                   | 16           | 12           | 12           | 12           | -0                      | -0.10                   | -0.9 %                | -4                      | -27.3 %               | 18           |
| <b>Health &amp; Social Care Professionals</b> | <b>358</b>   | <b>366</b>   | <b>390</b>   | <b>395</b>   | <b>+5</b>               | <b>28.91</b>            | <b>7.9 %</b>          | <b>+37</b>              | <b>10.3 %</b>         | <b>483</b>   |
| Management (VIII & above)                     | 18           | 18           | 20           | 21           | +1                      | 2.97                    | 16.7 %                | +3                      | 16.0 %                | 21           |
| Administrative/ Supervisory (V to VII)        | 48           | 54           | 72           | 70           | -2                      | 16.32                   | 30.4 %                | +22                     | 45.5 %                | 73           |
| Clerical (III & IV)                           | 121          | 116          | 114          | 113          | -1                      | -3.01                   | -2.6 %                | -8                      | -6.8 %                | 134          |
| <b>Management &amp; Administrative</b>        | <b>187</b>   | <b>187</b>   | <b>206</b>   | <b>204</b>   | <b>-2</b>               | <b>16.28</b>            | <b>8.7 %</b>          | <b>+16</b>              | <b>8.8 %</b>          | <b>228</b>   |
| Support                                       | 101          | 99           | 97           | 93           | -3                      | -5.78                   | -5.8 %                | -7                      | -7.3 %                | 130          |
| Maintenance/ Technical                        | 32           | 32           | 31           | 31           | -0                      | -1.74                   | -5.4 %                | -1                      | -4.2 %                | 33           |
| <b>General Support</b>                        | <b>133</b>   | <b>132</b>   | <b>127</b>   | <b>124</b>   | <b>-3</b>               | <b>-7.52</b>            | <b>-5.7 %</b>         | <b>-9</b>               | <b>-6.6 %</b>         | <b>163</b>   |
| Health Care Assistants                        | 1,138        | 1,151        | 1,155        | 1,157        | +2                      | 6.09                    | 0.5 %                 | +19                     | 1.6 %                 | 1,352        |
| Home Help                                     | 499          | 456          | 361          | 394          | +32                     | -62.44                  | -13.7 %               | -106                    | -21.1 %               | 520          |
| Care, other                                   | 159          | 168          | 181          | 181          | +0                      | 13.28                   | 7.9 %                 | +23                     | 14.5 %                | 222          |
| <b>Patient &amp; Client Care</b>              | <b>1,796</b> | <b>1,775</b> | <b>1,697</b> | <b>1,732</b> | <b>+35</b>              | <b>-43.07</b>           | <b>-2.4 %</b>         | <b>-64</b>              | <b>-3.6 %</b>         | <b>2,094</b> |

## CHO Operations

| Apr 2022                                      | WTE | WTE | WTE Mar 2022 | WTE Apr 2022 | WTE change since Mar 22 | WTE change since | % change since  | WTE change since | % change since  | No. Apr 2022 |
|---|-----|-----|--------------|--------------|-------------------------|------------------|-----------------|------------------|-----------------|--------------|
| <b>Total CHO Operations</b>                   |     |     | <b>69</b>    | <b>70</b>    | <b>+1</b>               | <b>69.95</b>     | <b>#####</b>    | <b>+70</b>       | <b>-100.0 %</b> | <b>73</b>    |
| <i>Clinical Nurse/ Midwife Manager</i>        |     |     | 4            | 4            | +0                      | 4.00             | -100.0 %        | +4               | -100.0 %        | 4            |
| <i>Director Nursing/Midwifery, Assistant</i>  |     |     | 2            | 2            |                         | 1.77             | -100.0 %        | +2               | -100.0 %        | 2            |
| Nurse/ Midwife Manager                        |     |     | 6            | 6            | +0                      | 5.77             | -100.0 %        | +6               | -100.0 %        | 6            |
| <i>Clinical Nurse/ Midwife Specialist</i>     |     |     | 2            | 2            | -0                      | 1.72             | -100.0 %        | +2               | -100.0 %        | 2            |
| Nurse/ Midwife Specialist & AN/MP             |     |     | 2            | 2            | -0                      | 1.72             | -100.0 %        | +2               | -100.0 %        | 2            |
| <b>Nursing &amp; Midwifery</b>                |     |     | <b>7</b>     | <b>7</b>     | <b>+0</b>               | <b>7.49</b>      | <b>-100.0 %</b> | <b>+7</b>        | <b>-100.0 %</b> | <b>8</b>     |
| <i>Pharmacists</i>                            |     |     | 1            | 1            |                         | 1.00             | -100.0 %        | +1               | -100.0 %        | 1            |
| Pharmacy                                      |     |     | 1            | 1            |                         | 1.00             | -100.0 %        | +1               | -100.0 %        | 1            |
| <b>Health &amp; Social Care Professionals</b> |     |     | <b>1</b>     | <b>1</b>     |                         | <b>1.00</b>      | <b>-100.0 %</b> | <b>+1</b>        | <b>-100.0 %</b> | <b>1</b>     |
| <i>Executive Management</i>                   |     |     | 8            | 8            | +1                      | 8.49             | -100.0 %        | +8               | -100.0 %        | 9            |
| <i>Senior Management (VIII &amp; GM)</i>      |     |     | 8            | 8            | +0                      | 7.80             | -100.0 %        | +8               | -100.0 %        | 8            |
| Management (VIII & above)                     |     |     | 16           | 16           | +1                      | 16.29            | -100.0 %        | +16              | -100.0 %        | 17           |
| <i>Middle Management (V-VII)</i>              |     |     | 30           | 32           | +2                      | 32.01            | -100.0 %        | +32              | -100.0 %        | 33           |
| Administrative/ Supervisory (V to VII)        |     |     | 30           | 32           | +2                      | 32.01            | -100.0 %        | +32              | -100.0 %        | 33           |
| <i>General Administrative (III &amp; IV)</i>  |     |     | 14           | 13           | -1                      | 13.16            | -100.0 %        | +13              | -100.0 %        | 14           |
| Clerical (III & IV)                           |     |     | 14           | 13           | -1                      | 13.16            | -100.0 %        | +13              | -100.0 %        | 14           |
| <b>Management &amp; Administrative</b>        |     |     | <b>60</b>    | <b>61</b>    | <b>+1</b>               | <b>61.46</b>     | <b>-100.0 %</b> | <b>+61</b>       | <b>-100.0 %</b> | <b>64</b>    |

## CHO 2 Employment Report: April 2022

### Disabilities

| Apr 2022                                      | WTE Dec 2019 | WTE Dec 2020 | WTE Mar 2022 | WTE Apr 2022 | WTE change since Mar 22 | WTE change since Dec 20 | % change since Dec 20 | WTE change since Dec 19 | % change since Dec 19 | No. Apr 2022 |
|---|--------------|--------------|--------------|--------------|-------------------------|-------------------------|-----------------------|-------------------------|-----------------------|--------------|
| <b>Total Disabilities</b>                     | <b>1,497</b> | <b>1,516</b> | <b>1,565</b> | <b>1,572</b> | <b>+7</b>               | <b>+56</b>              | <b>3.7 %</b>          | <b>+75</b>              | <b>5.0 %</b>          | <b>1,925</b> |
| Consultants                                   | 3            | 3            | 3            | 3            |                         |                         | 0.0 %                 |                         | 0.0 %                 | 4            |
| Registrars                                    | 2            | 2            | 2            |              | -2                      | -2                      | -100.0 %              | -2                      | -100.0 %              |              |
| Senior House Officer                          |              |              |              | 2            | +2                      | +2                      | -100.0 %              | +2                      | -100.0 %              | 2            |
| SHO/ Interns                                  |              |              |              | 2            | +2                      | +2                      | -100.0 %              | +2                      | -100.0 %              | 2            |
| Medical/ Dental, other                        | 1            | 1            | 1            | 1            |                         |                         | 0.0 %                 |                         | 0.0 %                 | 1            |
| <b>Medical &amp; Dental</b>                   | <b>6</b>     | <b>6</b>     | <b>6</b>     | <b>6</b>     |                         |                         | <b>0.0 %</b>          |                         | <b>0.0 %</b>          | <b>7</b>     |
| Nurse/ Midwife Manager                        | 77           | 78           | 74           | 73           | -1                      | -5                      | -6.1 %                | -4                      | -5.5 %                | 82           |
| Nurse/ Midwife Specialist & AN/MP             | 6            | 6            | 6            | 6            |                         | +1                      | 11.4 %                | +0                      | 8.3 %                 | 7            |
| Staff Nurse/ Staff Midwife                    | 165          | 169          | 166          | 169          | +2                      | -0                      | -0.3 %                | +3                      | 2.0 %                 | 206          |
| Pre-registration Nurse Intern (COVID-19)      |              | 1            |              |              |                         | -1                      | -100.0 %              |                         | -100.0 %              |              |
| Nursing/ Midwifery Student                    |              | 1            |              |              |                         | -1                      | -100.0 %              |                         | -100.0 %              |              |
| <b>Nursing &amp; Midwifery</b>                | <b>249</b>   | <b>253</b>   | <b>247</b>   | <b>248</b>   | <b>+1</b>               | <b>-5</b>               | <b>-2.1 %</b>         | <b>-1</b>               | <b>-0.2 %</b>         | <b>295</b>   |
| Therapy Professions                           | 41           | 34           | 38           | 40           | +2                      | +6                      | 16.5 %                | -2                      | -4.3 %                | 48           |
| Social Care                                   | 222          | 243          | 261          | 262          | +1                      | +19                     | 7.8 %                 | +40                     | 18.2 %                | 320          |
| Social Workers                                | 26           | 26           | 28           | 27           | -1                      | +1                      | 3.2 %                 | +1                      | 2.3 %                 | 35           |
| Psychologists                                 | 16           | 14           | 18           | 19           | +1                      | +5                      | 33.7 %                | +3                      | 20.6 %                | 22           |
| H&SC, Other                                   | 16           | 12           | 12           | 12           | -0                      | -0                      | -0.9 %                | -4                      | -27.3 %               | 18           |
| <b>Health &amp; Social Care Professionals</b> | <b>321</b>   | <b>329</b>   | <b>356</b>   | <b>359</b>   | <b>+3</b>               | <b>+30</b>              | <b>9.1 %</b>          | <b>+38</b>              | <b>11.9 %</b>         | <b>443</b>   |
| Management (VIII & above)                     | 16           | 16           | 16           | 17           | +1                      | +1                      | 6.1 %                 | +1                      | 5.5 %                 | 17           |
| Administrative/ Supervisory (V to VII)        | 40           | 44           | 57           | 55           | -1                      | +11                     | 24.5 %                | +15                     | 36.9 %                | 58           |
| Clerical (III & IV)                           | 50           | 50           | 53           | 52           | -0                      | +2                      | 4.7 %                 | +3                      | 5.6 %                 | 65           |
| <b>Management &amp; Administrative</b>        | <b>106</b>   | <b>110</b>   | <b>125</b>   | <b>125</b>   | <b>-0</b>               | <b>+14</b>              | <b>12.9 %</b>         | <b>+19</b>              | <b>17.6 %</b>         | <b>140</b>   |
| Support                                       | 45           | 43           | 44           | 42           | -3                      | -1                      | -3.2 %                | -3                      | -6.8 %                | 73           |
| Maintenance/ Technical                        | 13           | 13           | 12           | 13           | +0                      |                         | 0.0 %                 | -0                      | -1.0 %                | 14           |
| <b>General Support</b>                        | <b>58</b>    | <b>56</b>    | <b>57</b>    | <b>55</b>    | <b>-2</b>               | <b>-1</b>               | <b>-2.5 %</b>         | <b>-3</b>               | <b>-5.5 %</b>         | <b>87</b>    |
| Health Care Assistants                        | 623          | 625          | 640          | 645          | +5                      | +20                     | 3.2 %                 | +22                     | 3.5 %                 | 780          |
| Care, other                                   | 134          | 136          | 134          | 134          | +0                      | -2                      | -1.2 %                | -0                      | -0.1 %                | 173          |
| <b>Patient &amp; Client Care</b>              | <b>757</b>   | <b>761</b>   | <b>773</b>   | <b>779</b>   | <b>+6</b>               | <b>+19</b>              | <b>2.4 %</b>          | <b>+22</b>              | <b>2.9 %</b>          | <b>953</b>   |

### Older People

| Apr 2022                    | WTE Dec 2019 | WTE Dec 2020 | WTE Mar 2022 | WTE Apr 2022 | WTE change since Mar 22 | WTE change since Dec 20 | % change since Dec 20 | WTE change since Dec 19 | % change since Dec 19 | No. Apr 2022 |
|-----------------------------|--------------|--------------|--------------|--------------|-------------------------|-------------------------|-----------------------|-------------------------|-----------------------|--------------|
| <b>Total Older People</b>   | <b>1,606</b> | <b>1,590</b> | <b>1,500</b> | <b>1,523</b> | <b>+22</b>              | <b>-67</b>              | <b>-4.2 %</b>         | <b>-83</b>              | <b>-5.2 %</b>         | <b>1,783</b> |
| Medical/ Dental, other      | 11           | 11           | 10           | 10           |                         | -1                      | -9.5 %                | -2                      | -13.6 %               | 10           |
| <b>Medical &amp; Dental</b> | <b>11</b>    | <b>11</b>    | <b>10</b>    | <b>10</b>    |                         | <b>-1</b>               | <b>-9.5 %</b>         | <b>-2</b>               | <b>-13.6 %</b>        | <b>10</b>    |

|   |              |              |            |            |            |            |               |            |               |              |
|---|--------------|--------------|------------|------------|------------|------------|---------------|------------|---------------|--------------|
| Nurse/ Midwife Manager                        | 58           | 66           | 68         | 67         | -0         | +1         | 1.7 %         | +9         | 15.9 %        | 71           |
| Nurse/ Midwife Specialist & AN/MP             | 2            | 2            | 6          | 6          | +0         | +4         | 195.0 %       | +4         | 195.0 %       | 6            |
| Staff Nurse/ Staff Midwife                    | 301          | 305          | 306        | 301        | -6         | -4         | -1.4 %        | -0         | -0.1 %        | 350          |
| Public Health Nurse                           | 1            | 1            | 1          | 1          |            |            | 0.0 %         | +0         | 25.0 %        | 1            |
| <b>Nursing &amp; Midwifery</b>                | <b>362</b>   | <b>374</b>   | <b>381</b> | <b>375</b> | <b>-6</b>  | <b>+1</b>  | <b>0.2 %</b>  | <b>+13</b> | <b>3.6 %</b>  | <b>428</b>   |
| <b>Health &amp; Social Care Professionals</b> | <b>37</b>    | <b>37</b>    | <b>34</b>  | <b>36</b>  | <b>+2</b>  | <b>-1</b>  | <b>-3.1 %</b> | <b>-1</b>  | <b>-3.4 %</b> | <b>40</b>    |
| Management (VIII & above)                     | 2            | 2            | 4          | 4          | +0         | +2         | 100.0 %       | +2         | 100.0 %       | 4            |
| Administrative/ Supervisory (V to VII)        | 8            | 9            | 15         | 15         | -1         | +5         | 59.1 %        | +7         | 91.0 %        | 15           |
| Clerical (III & IV)                           | 72           | 66           | 62         | 60         | -1         | -5         | -8.2 %        | -11        | -15.5 %       | 69           |
| <b>Management &amp; Administrative</b>        | <b>81</b>    | <b>77</b>    | <b>81</b>  | <b>79</b>  | <b>-2</b>  | <b>+2</b>  | <b>2.6 %</b>  | <b>-2</b>  | <b>-2.6 %</b> | <b>88</b>    |
| Support                                       | 56           | 56           | 52         | 52         | -0         | -4         | -7.9 %        | -4         | -7.7 %        | 57           |
| Maintenance/ Technical                        | 19           | 19           | 18         | 18         | -1         | -2         | -8.9 %        | -1         | -6.4 %        | 19           |
| <b>General Support</b>                        | <b>75</b>    | <b>76</b>    | <b>71</b>  | <b>69</b>  | <b>-1</b>  | <b>-6</b>  | <b>-8.1 %</b> | <b>-6</b>  | <b>-7.4 %</b> | <b>76</b>    |
| Health Care Assistants                        | 515          | 526          | 515        | 512        | -4         | -14        | -2.7 %        | -3         | -0.6 %        | 572          |
| Home Help                                     | 499          | 456          | 361        | 394        | +32        | -62        | -13.7 %       | -106       | -21.1 %       | 520          |
| Care, other                                   | 24           | 33           | 47         | 48         | +0         | +15        | 46.0 %        | +23        | 94.3 %        | 49           |
| <b>Patient &amp; Client Care</b>              | <b>1,039</b> | <b>1,015</b> | <b>924</b> | <b>953</b> | <b>+29</b> | <b>-62</b> | <b>-6.1 %</b> | <b>-86</b> | <b>-8.3 %</b> | <b>1,141</b> |

## CHO 2 Employment by Administration (HSE / S38): April 2022

| Apr 2022                             | WTE Dec 2019 | WTE Dec 2020 | WTE Mar 2022 | WTE Apr 2022 | WTE change since Mar 22 | WTE change since Dec 20 | % change since Dec 20 | WTE change since Dec 19 | % change since Dec 19 | No. Apr 2022 |
|--------------------------------------|--------------|--------------|--------------|--------------|-------------------------|-------------------------|-----------------------|-------------------------|-----------------------|--------------|
| <b>Overall</b>                       | <b>5,545</b> | <b>5,690</b> | <b>5,826</b> | <b>5,855</b> | <b>+29</b>              | <b>+165</b>             | <b>2.9 %</b>          | <b>+310</b>             | <b>5.6 %</b>          | <b>6,783</b> |
| <b>HSE</b>                           | <b>4,256</b> | <b>4,393</b> | <b>4,481</b> | <b>4,505</b> | <b>+25</b>              | <b>+113</b>             | <b>2.6 %</b>          | <b>+249</b>             | <b>5.9 %</b>          | <b>5,101</b> |
| <b>Section 38 Voluntary Agencies</b> | <b>1,288</b> | <b>1,298</b> | <b>1,345</b> | <b>1,349</b> | <b>+4</b>               | <b>+52</b>              | <b>4.0 %</b>          | <b>+61</b>              | <b>4.7 %</b>          | <b>1,682</b> |

## HSE

| Apr 2022                                      | WTE Dec 2019 | WTE Dec 2020 | WTE Mar 2022 | WTE Apr 2022 | WTE change since Mar 22 | WTE change since Dec 20 | % change since Dec 20 | WTE change since Dec 19 | % change since Dec 19 | No. Apr 2022 |
|---|--------------|--------------|--------------|--------------|-------------------------|-------------------------|-----------------------|-------------------------|-----------------------|--------------|
| <b>Overall</b>                                | <b>4,256</b> | <b>4,393</b> | <b>4,481</b> | <b>4,505</b> | <b>+25</b>              | <b>+113</b>             | <b>2.6 %</b>          | <b>+249</b>             | <b>5.9 %</b>          | <b>5,101</b> |
| Consultants                                   | 40           | 39           | 41           | 41           | +0                      | +2                      | 5.4 %                 | +2                      | 4.2 %                 | 44           |
| Registrars                                    | 73           | 84           | 88           | 86           | -1                      | +2                      | 2.8 %                 | +13                     | 17.9 %                | 88           |
| SHO/ Interns                                  | 36           | 43           | 37           | 38           | +1                      | -5                      | -11.0 %               | +2                      | 6.4 %                 | 39           |
| Medical/ Dental, other                        | 59           | 62           | 55           | 55           | -0                      | -7                      | -11.8 %               | -4                      | -7.1 %                | 67           |
| <b>Medical &amp; Dental</b>                   | <b>208</b>   | <b>228</b>   | <b>221</b>   | <b>220</b>   | <b>-1</b>               | <b>-7</b>               | <b>-3.3 %</b>         | <b>+13</b>              | <b>6.2 %</b>          | <b>238</b>   |
| Nurse/ Midwife Manager                        | 241          | 255          | 259          | 258          | -2                      | +3                      | 1.1 %                 | +16                     | 6.7 %                 | 269          |
| Nurse/ Midwife Specialist & AN/MP             | 88           | 103          | 118          | 122          | +4                      | +19                     | 18.4 %                | +34                     | 39.2 %                | 127          |
| Staff Nurse/ Staff Midwife                    | 778          | 784          | 794          | 789          | -5                      | +5                      | 0.7 %                 | +11                     | 1.5 %                 | 902          |
| Public Health Nurse                           | 192          | 199          | 185          | 186          | +1                      | -13                     | -6.3 %                | -6                      | -2.9 %                | 213          |
| Pre-registration Nurse/ Midwife Intern        | 0            |              | 25           | 23           | -2                      | +23                     | -100.0 %              | +23                     | 19066.7 %             | 46           |
| Pre-registration Nurse Intern (COVID-19)      |              | 10           |              |              |                         | -10                     | -100.0 %              |                         | -100.0 %              |              |
| Post-registration Nurse/ Midwife Student      | 4            |              | 20           | 20           |                         | +20                     | -100.0 %              | +16                     | 400.0 %               | 20           |
| Nursing/ Midwifery awaiting registration      | 5            |              | 5            | 4            | -1                      | +4                      | -100.0 %              | -1                      | -15.8 %               | 4            |
| Nursing/ Midwifery Student                    | 9            | 10           | 50           | 47           | -3                      | +37                     | 361.7 %               | +38                     | 429.9 %               | 70           |
| Nursing/ Midwifery other                      | 2            | 2            | 2            | 2            |                         | +0                      | 25.0 %                |                         | 0.0 %                 | 2            |
| <b>Nursing &amp; Midwifery</b>                | <b>1,310</b> | <b>1,353</b> | <b>1,408</b> | <b>1,404</b> | <b>-4</b>               | <b>+51</b>              | <b>3.8 %</b>          | <b>+95</b>              | <b>7.2 %</b>          | <b>1,583</b> |
| Therapy Professions                           | 304          | 333          | 356          | 356          | -1                      | +23                     | 6.8 %                 | +52                     | 17.0 %                | 405          |
| Health Science/ Diagnostics                   | 6            | 8            | 10           | 9            | -1                      | +1                      | 18.6 %                | +2                      | 37.5 %                | 10           |
| Social Care                                   | 50           | 57           | 52           | 52           | -0                      | -5                      | -9.6 %                | +2                      | 4.1 %                 | 57           |
| Social Workers                                | 58           | 58           | 62           | 63           | +1                      | +5                      | 8.1 %                 | +4                      | 6.9 %                 | 68           |
| Psychologists                                 | 59           | 66           | 73           | 74           | +1                      | +8                      | 12.4 %                | +14                     | 24.1 %                | 85           |
| Pharmacy                                      | 5            | 4            | 5            | 5            |                         | +1                      | 29.7 %                | +0                      | 7.9 %                 | 6            |
| H&SC, Other                                   | 43           | 45           | 51           | 51           | -0                      | +7                      | 14.8 %                | +8                      | 19.2 %                | 57           |
| <b>Health &amp; Social Care Professionals</b> | <b>525</b>   | <b>570</b>   | <b>609</b>   | <b>609</b>   | <b>-0</b>               | <b>+39</b>              | <b>6.8 %</b>          | <b>+83</b>              | <b>15.8 %</b>         | <b>688</b>   |
| Management (VIII & above)                     | 43           | 45           | 54           | 56           | +2                      | +11                     | 23.4 %                | +13                     | 29.9 %                | 57           |
| Administrative/ Supervisory (V to VII)        | 99           | 124          | 156          | 161          | +5                      | +37                     | 30.0 %                | +62                     | 62.7 %                | 167          |
| Clerical (III & IV)                           | 431          | 410          | 412          | 405          | -8                      | -5                      | -1.3 %                | -26                     | -6.1 %                | 453          |
| <b>Management &amp; Administrative</b>        | <b>573</b>   | <b>579</b>   | <b>622</b>   | <b>621</b>   | <b>-0</b>               | <b>+42</b>              | <b>7.3 %</b>          | <b>+49</b>              | <b>8.5 %</b>          | <b>677</b>   |
| Support                                       | 113          | 109          | 98           | 99           | +0                      | -11                     | -10.0 %               | -15                     | -12.9 %               | 130          |
| Maintenance/ Technical                        | 63           | 68           | 67           | 68           | +0                      | -1                      | -1.3 %                | +5                      | 7.3 %                 | 70           |
| <b>General Support</b>                        | <b>176</b>   | <b>178</b>   | <b>166</b>   | <b>166</b>   | <b>+0</b>               | <b>-12</b>              | <b>-6.6 %</b>         | <b>-10</b>              | <b>-5.7 %</b>         | <b>200</b>   |
| Health Care Assistants                        | 821          | 870          | 886          | 877          | -9                      | +7                      | 0.8 %                 | +56                     | 6.8 %                 | 965          |
| Home Help                                     | 499          | 456          | 361          | 394          | +32                     | -62                     | -13.7 %               | -106                    | -21.1 %               | 520          |
| Care, other                                   | 144          | 159          | 208          | 214          | +6                      | +55                     | 34.9 %                | +70                     | 48.3 %                | 230          |
| <b>Patient &amp; Client Care</b>              | <b>1,465</b> | <b>1,485</b> | <b>1,455</b> | <b>1,485</b> | <b>+30</b>              | <b>-0</b>               | <b>-0.0 %</b>         | <b>+20</b>              | <b>1.3 %</b>          | <b>1,715</b> |

Section 38 Voluntary Agencies

| Apr 2022                                 | WTE<br>Dec<br>2019 | WTE<br>Dec<br>2020 | WTE<br>Mar<br>2022 | WTE<br>Apr<br>2022 | WTE<br>change<br>since<br>Mar 22 | WTE<br>change<br>since<br>Dec 20 | %<br>change<br>since<br>Dec 20 | WTE<br>change<br>since<br>Dec 19 | %<br>change<br>since Dec<br>19 | No. Apr<br>2022 |
|--|--------------------|--------------------|--------------------|--------------------|----------------------------------|----------------------------------|--------------------------------|----------------------------------|--------------------------------|-----------------|
| Overall                                  | 1,288              | 1,298              | 1,345              | 1,349              | +4                               | +52                              | 4.0 %                          | +61                              | 4.7 %                          | 1,682           |
| Consultants                              | 2                  | 2                  | 2                  | 2                  |                                  |                                  | 0.0 %                          |                                  | 0.0 %                          | 3               |
| Registrars                               | 2                  | 2                  | 2                  |                    | -2                               | -2                               | -100.0 %                       | -2                               | -100.0 %                       |                 |
| Senior House Officer                     |                    |                    |                    | 2                  | +2                               | +2                               | -100.0 %                       | +2                               | -100.0 %                       | 2               |
| SHO/ Interns                             |                    |                    |                    | 2                  | +2                               | +2                               | -100.0 %                       | +2                               | -100.0 %                       | 2               |
| Medical & Dental                         | 4                  | 4                  | 4                  | 4                  |                                  |                                  | 0.0 %                          |                                  | 0.0 %                          | 5               |
| Nurse/ Midwife Manager                   | 67                 | 68                 | 65                 | 63                 | -1                               | -5                               | -7.1 %                         | -4                               | -5.8 %                         | 71              |
| Nurse/ Midwife Specialist & AN/MP        | 5                  | 5                  | 4                  | 4                  |                                  | -0                               | -7.4 %                         | -1                               | -10.5 %                        | 5               |
| Staff Nurse/ Staff Midwife               | 120                | 124                | 125                | 126                | +1                               | +2                               | 1.9 %                          | +6                               | 5.1 %                          | 153             |
| Pre-registration Nurse Intern (COVID-19) |                    | 1                  |                    |                    |                                  | -1                               | -100.0 %                       |                                  | -100.0 %                       |                 |
| Nursing/ Midwifery Student               |                    | 1                  |                    |                    |                                  | -1                               | -100.0 %                       |                                  | -100.0 %                       |                 |
| Nursing & Midwifery                      | 192                | 197                | 193                | 194                | +0                               | -4                               | -1.8 %                         | +2                               | 0.9 %                          | 229             |
| Therapy Professions                      | 35                 | 29                 | 31                 | 31                 | +0                               | +2                               | 6.2 %                          | -4                               | -10.3 %                        | 39              |
| Social Care                              | 195                | 211                | 232                | 234                | +2                               | +23                              | 10.9 %                         | +39                              | 19.7 %                         | 289             |
| Social Workers                           | 25                 | 26                 | 27                 | 26                 | -1                               | +0                               | 1.6 %                          | +1                               | 3.1 %                          | 34              |
| Psychologists                            | 14                 | 12                 | 14                 | 14                 | -0                               | +2                               | 16.7 %                         | +0                               | 2.1 %                          | 17              |
| H&SC, Other                              | 16                 | 12                 | 12                 | 12                 | -0                               | -0                               | -0.9 %                         | -4                               | -27.3 %                        | 18              |
| Health & Social Care Professionals       | 285                | 290                | 316                | 317                | +1                               | +27                              | 9.4 %                          | +32                              | 11.1 %                         | 397             |
| Management (VIII & above)                | 13                 | 13                 | 13                 | 13                 | +0                               | +0                               | 0.0 %                          | -0                               | -0.3 %                         | 13              |
| Administrative/ Supervisory (V to VII)   | 35                 | 36                 | 47                 | 46                 | -0                               | +10                              | 27.6 %                         | +12                              | 34.0 %                         | 49              |
| Clerical (III & IV)                      | 37                 | 38                 | 41                 | 41                 | -0                               | +3                               | 9.0 %                          | +4                               | 10.3 %                         | 52              |
| Management & Administrative              | 85                 | 87                 | 100                | 100                | -0                               | +13                              | 15.4 %                         | +16                              | 18.4 %                         | 114             |
| Support                                  | 45                 | 43                 | 44                 | 42                 | -3                               | -1                               | -3.2 %                         | -3                               | -6.8 %                         | 73              |
| Maintenance/ Technical                   | 5                  | 5                  | 5                  | 5                  | +0                               |                                  | 0.0 %                          | +0                               | 1.0 %                          | 6               |
| General Support                          | 50                 | 48                 | 49                 | 47                 | -2                               | -1                               | -2.9 %                         | -3                               | -6.0 %                         | 79              |
| Health Care Assistants                   | 546                | 548                | 562                | 567                | +6                               | +19                              | 3.5 %                          | +22                              | 3.9 %                          | 699             |
| Care, other                              | 126                | 123                | 120                | 120                | +0                               | -3                               | -2.3 %                         | -7                               | -5.1 %                         | 159             |
| Patient & Client Care                    | 672                | 671                | 682                | 687                | +6                               | +16                              | 2.4 %                          | +15                              | 2.2 %                          | 858             |

## CHO 2 Employment by S38 Agency: April 2022

### Bros. of Charity, West Region

| Apr 2022                                      | WTE Dec 2019 | WTE Dec 2020 | WTE Mar 2022 | WTE Apr 2022 | WTE change since Mar 22 | WTE change since Dec 20 | % change since Dec 20 | WTE change since Dec 19 | % change since Dec 19 | No. Apr 2022 |
|---|--------------|--------------|--------------|--------------|-------------------------|-------------------------|-----------------------|-------------------------|-----------------------|--------------|
| <b>Overall</b>                                | <b>1,288</b> | <b>1,298</b> | <b>1,345</b> | <b>1,349</b> | <b>+4</b>               | <b>+52</b>              | <b>4.0 %</b>          | <b>+61</b>              | <b>4.7 %</b>          | <b>1,682</b> |
| Consultants                                   | 2            | 2            | 2            | 2            |                         |                         | 0.0 %                 |                         | 0.0 %                 | 3            |
| Registrars                                    | 2            | 2            | 2            |              | -2                      | -2                      | -100.0 %              | -2                      | -100.0 %              |              |
| Senior House Officer                          |              |              |              | 2            | +2                      | +2                      | -100.0 %              | +2                      | -100.0 %              | 2            |
| SHO/ Interns                                  |              |              |              | 2            | +2                      | +2                      | -100.0 %              | +2                      | -100.0 %              | 2            |
| <b>Medical &amp; Dental</b>                   | <b>4</b>     | <b>4</b>     | <b>4</b>     | <b>4</b>     |                         |                         | <b>0.0 %</b>          |                         | <b>0.0 %</b>          | <b>5</b>     |
| Nurse/ Midwife Manager                        | 67           | 68           | 65           | 63           | -1                      | -5                      | -7.1 %                | -4                      | -5.8 %                | 71           |
| Nurse/ Midwife Specialist & AN/MP             | 5            | 5            | 4            | 4            |                         | -0                      | -7.4 %                | -1                      | -10.5 %               | 5            |
| Staff Nurse/ Staff Midwife                    | 120          | 124          | 125          | 126          | +1                      | +2                      | 1.9 %                 | +6                      | 5.1 %                 | 153          |
| Pre-registration Nurse Intern (COVID-19)      |              | 1            |              |              |                         |                         | -100.0 %              |                         | -100.0 %              |              |
| Nursing/ Midwifery Student                    |              | 1            |              |              |                         | -1                      | -100.0 %              |                         | -100.0 %              |              |
| <b>Nursing &amp; Midwifery</b>                | <b>192</b>   | <b>197</b>   | <b>193</b>   | <b>194</b>   | <b>+0</b>               | <b>-4</b>               | <b>-1.8 %</b>         | <b>+2</b>               | <b>0.9 %</b>          | <b>229</b>   |
| Therapy Professions                           | 35           | 29           | 31           | 31           | +0                      | +2                      | 6.2 %                 | -4                      | -10.3 %               | 39           |
| Social Care                                   | 195          | 211          | 232          | 234          | +2                      | +23                     | 10.9 %                | +39                     | 19.7 %                | 289          |
| Social Workers                                | 25           | 26           | 27           | 26           | -1                      | +0                      | 1.6 %                 | +1                      | 3.1 %                 | 34           |
| Psychologists                                 | 14           | 12           | 14           | 14           | -0                      | +2                      | 16.7 %                | +0                      | 2.1 %                 | 17           |
| H&SC, Other                                   | 16           | 12           | 12           | 12           | -0                      | -0                      | -0.9 %                | -4                      | -27.3 %               | 18           |
| <b>Health &amp; Social Care Professionals</b> | <b>285</b>   | <b>290</b>   | <b>316</b>   | <b>317</b>   | <b>+1</b>               | <b>+27</b>              | <b>9.4 %</b>          | <b>+32</b>              | <b>11.1 %</b>         | <b>397</b>   |
| Management (VIII & above)                     | 13           | 13           | 13           | 13           | +0                      |                         | 0.0 %                 | -0                      | -0.3 %                | 13           |
| Administrative/ Supervisory (V to VII)        | 35           | 36           | 47           | 46           | -0                      | +10                     | 27.6 %                | +12                     | 34.0 %                | 49           |
| Clerical (III & IV)                           | 37           | 38           | 41           | 41           | -0                      | +3                      | 9.0 %                 | +4                      | 10.3 %                | 52           |
| <b>Management &amp; Administrative</b>        | <b>85</b>    | <b>87</b>    | <b>100</b>   | <b>100</b>   | <b>-0</b>               | <b>+13</b>              | <b>15.4 %</b>         | <b>+16</b>              | <b>18.4 %</b>         | <b>114</b>   |
| Support                                       | 45           | 43           | 44           | 42           | -3                      | -1                      | -3.2 %                | -3                      | -6.8 %                | 73           |
| Maintenance/ Technical                        | 5            | 5            | 5            | 5            | +0                      |                         | 0.0 %                 | +0                      | 1.0 %                 | 6            |
| <b>General Support</b>                        | <b>50</b>    | <b>48</b>    | <b>49</b>    | <b>47</b>    | <b>-2</b>               | <b>-1</b>               | <b>-2.9 %</b>         | <b>-3</b>               | <b>-6.0 %</b>         | <b>79</b>    |
| Health Care Assistants                        | 546          | 548          | 562          | 567          | +6                      | +19                     | 3.5 %                 | +22                     | 3.9 %                 | 699          |
| Care, other                                   | 126          | 123          | 120          | 120          | +0                      | -3                      | -2.3 %                | -7                      | -5.1 %                | 159          |
| <b>Patient &amp; Client Care</b>              | <b>672</b>   | <b>671</b>   | <b>682</b>   | <b>687</b>   | <b>+6</b>               | <b>+16</b>              | <b>2.4 %</b>          | <b>+15</b>              | <b>2.2 %</b>          | <b>858</b>   |

# CHO 2 Employment by Grade Group & Staff Category: April 2022

| Apr 2022                                     | WTE Dec 2019 | WTE Dec 2020 | WTE Mar 2022 | WTE Apr 2022 | WTE change since Mar 22 | WTE change since Dec 20 | % change since Dec 20 | WTE change since Dec 19 | % change since Dec 19 | No. Apr 2022 |
|--|--------------|--------------|--------------|--------------|-------------------------|-------------------------|-----------------------|-------------------------|-----------------------|--------------|
| <b>Overall</b>                               | <b>5,545</b> | <b>5,690</b> | <b>5,826</b> | <b>5,855</b> | <b>+29</b>              | <b>+165</b>             | <b>2.9 %</b>          | <b>+310</b>             | <b>5.6 %</b>          | <b>6,783</b> |
| Consultant Medicine                          | 1            | 1            | 3            | 3            |                         | +2                      | 200.0 %               | +2                      | 200.0 %               | 3            |
| Consultant Paediatrics                       | 1            | 1            | 1            | 1            |                         |                         | 0.0 %                 |                         | 0.0 %                 | 1            |
| Consultant Psychiatry                        | 40           | 39           | 40           | 40           | +0                      | +0                      | 1.1 %                 | -0                      | -0.2 %                | 43           |
| Consultant Surgery                           | 0            | 0            |              |              |                         | -0                      | -100.0 %              | -0                      | -100.0 %              |              |
| <b>Consultants</b>                           | <b>42</b>    | <b>42</b>    | <b>44</b>    | <b>44</b>    | <b>+0</b>               | <b>+2</b>               | <b>5.1 %</b>          | <b>+2</b>               | <b>3.9 %</b>          | <b>47</b>    |
| Registrar                                    | 58           | 64           | 74           | 70           | -4                      | +6                      | 9.1 %                 | +12                     | 20.8 %                | 72           |
| Senior Registrar                             | 17           | 22           | 16           | 16           | +0                      | -6                      | -25.6 %               | -1                      | -5.9 %                | 16           |
| <b>Registrars</b>                            | <b>75</b>    | <b>86</b>    | <b>90</b>    | <b>86</b>    | <b>-3</b>               | <b>+0</b>               | <b>0.4 %</b>          | <b>+11</b>              | <b>14.8 %</b>         | <b>88</b>    |
| <b>SHO/ Interns</b>                          | <b>36</b>    | <b>43</b>    | <b>37</b>    | <b>40</b>    | <b>+3</b>               | <b>-3</b>               | <b>-6.3 %</b>         | <b>+4</b>               | <b>11.9 %</b>         | <b>41</b>    |
| Dentists                                     | 21           | 21           | 21           | 21           | +0                      | -0                      | -1.6 %                | -0                      | -1.0 %                | 26           |
| Other Medical                                | 38           | 41           | 34           | 34           | -0                      | -7                      | -17.1 %               | -4                      | -10.5 %               | 41           |
| <b>Medical/ Dental, other</b>                | <b>59</b>    | <b>62</b>    | <b>55</b>    | <b>55</b>    | <b>-0</b>               | <b>-7</b>               | <b>-11.8 %</b>        | <b>-4</b>               | <b>-7.1 %</b>         | <b>67</b>    |
| <b>Medical &amp; Dental</b>                  | <b>212</b>   | <b>232</b>   | <b>225</b>   | <b>225</b>   | <b>-1</b>               | <b>-7</b>               | <b>-3.2 %</b>         | <b>+13</b>              | <b>6.1 %</b>          | <b>243</b>   |
| Clinical Nurse/ Midwife Manager              | 241          | 256          | 259          | 259          | +0                      | +3                      | 1.0 %                 | +18                     | 7.4 %                 | 276          |
| Director Nursing/Midwifery, Assistant        | 45           | 43           | 44           | 41           | -3                      | -3                      | -6.4 %                | -4                      | -9.3 %                | 42           |
| Director of Nursing/Midwifery                | 23           | 24           | 22           | 22           | +0                      | -2                      | -8.7 %                | -1                      | -6.1 %                | 22           |
| <b>Nurse/ Midwife Manager</b>                | <b>309</b>   | <b>323</b>   | <b>324</b>   | <b>321</b>   | <b>-3</b>               | <b>-2</b>               | <b>-0.7 %</b>         | <b>+12</b>              | <b>4.0 %</b>          | <b>340</b>   |
| Advanced Nurse/ Midwife Practitioner         | 9            | 11           | 16           | 16           | +0                      | +5                      | 45.8 %                | +7                      | 76.6 %                | 16           |
| Clinical Nurse/ Midwife Specialist           | 84           | 97           | 107          | 111          | +4                      | +14                     | 14.0 %                | +27                     | 32.3 %                | 116          |
| <b>Nurse/ Midwife Specialist &amp; AN/MP</b> | <b>93</b>    | <b>108</b>   | <b>122</b>   | <b>127</b>   | <b>+4</b>               | <b>+19</b>              | <b>17.2 %</b>         | <b>+34</b>              | <b>36.6 %</b>         | <b>132</b>   |
| Staff Nurse [Intellectual Disability]        | 90           | 120          | 122          | 123          | +1                      | +3                      | 2.2 %                 | +33                     | 37.1 %                | 150          |
| Staff Nurse [Psychiatric]                    | 371          | 365          | 368          | 367          | -2                      | +2                      | 0.5 %                 | -5                      | -1.3 %                | 400          |
| Staff Nurses [General/ Children's]           | 437          | 423          | 428          | 426          | -2                      | +3                      | 0.7 %                 | -11                     | -2.5 %                | 505          |
| <b>Staff Nurse/ Staff Midwife</b>            | <b>898</b>   | <b>908</b>   | <b>919</b>   | <b>915</b>   | <b>-3</b>               | <b>+7</b>               | <b>0.8 %</b>          | <b>+17</b>              | <b>1.9 %</b>          | <b>1,055</b> |
| <b>Public Health Nurse</b>                   | <b>192</b>   | <b>199</b>   | <b>185</b>   | <b>186</b>   | <b>+1</b>               | <b>-13</b>              | <b>-6.3 %</b>         | <b>-6</b>               | <b>-2.9 %</b>         | <b>213</b>   |
| Pre-registration Nurse/ Midwife Intern       | 0            |              | 25           | 23           | -2                      | +23                     | -100.0 %              | +23                     | 19066.7 %             | 46           |
| Pre-registration Nurse Intern (COVID-19)     |              | 11           |              |              |                         | -11                     | -100.0 %              |                         | -100.0 %              |              |
| Post-registration Nurse/ Midwife Student     | 4            |              | 20           | 20           |                         | +20                     | -100.0 %              | +16                     | 400.0 %               | 20           |
| Nursing/ Midwifery awaiting registration     | 5            |              | 5            | 4            | -1                      | +4                      | -100.0 %              | -1                      | -15.8 %               | 4            |
| <b>Nursing/ Midwifery Student</b>            | <b>9</b>     | <b>11</b>    | <b>50</b>    | <b>47</b>    | <b>-3</b>               | <b>+36</b>              | <b>333.2 %</b>        | <b>+38</b>              | <b>429.9 %</b>        | <b>70</b>    |
| Nursing Education/Clinical                   | 2            | 2            | 2            | 2            |                         | +0                      | 25.0 %                |                         | 0.0 %                 | 2            |
| <b>Nursing/ Midwifery other</b>              | <b>2</b>     | <b>2</b>     | <b>2</b>     | <b>2</b>     |                         | <b>+0</b>               | <b>25.0 %</b>         |                         | <b>0.0 %</b>          | <b>2</b>     |
| <b>Nursing &amp; Midwifery</b>               | <b>1,502</b> | <b>1,550</b> | <b>1,602</b> | <b>1,598</b> | <b>-4</b>               | <b>+48</b>              | <b>3.1 %</b>          | <b>+96</b>              | <b>6.4 %</b>          | <b>1,812</b> |
| Dietitians                                   | 20           | 25           | 24           | 23           | -0                      | -2                      | -8.8 %                | +3                      | 17.5 %                | 25           |
| Occupational Therapists                      | 117          | 129          | 129          | 128          | -1                      | -1                      | -0.5 %                | +11                     | 9.5 %                 | 145          |
| Orthoptists                                  | 2            | 2            | 3            | 3            |                         | +1                      | 78.6 %                | +1                      | 87.5 %                | 3            |
| Physiotherapists                             | 89           | 94           | 105          | 105          | -0                      | +11                     | 11.9 %                | +16                     | 18.2 %                | 126          |
| Podiatrists & Chiropodists                   | 7            | 7            | 16           | 15           | -0                      | +8                      | 106.7 %               | +8                      | 120.6 %               | 19           |
| Speech & Language Therapists                 | 105          | 105          | 111          | 112          | +1                      | +7                      | 6.4 %                 | +8                      | 7.2 %                 | 126          |
| <b>Therapy Professions</b>                   | <b>338</b>   | <b>362</b>   | <b>387</b>   | <b>387</b>   | <b>-0</b>               | <b>+24</b>              | <b>6.7 %</b>          | <b>+48</b>              | <b>14.2 %</b>         | <b>444</b>   |
| Audiology                                    | 5            | 6            | 8            | 7            | -1                      | +1                      | 23.7 %                | +2                      | 49.8 %                | 8            |
| Clinical Engineering                         | 1            | 1            | 1            | 1            |                         |                         | 0.0 %                 |                         | 0.0 %                 | 1            |
| Radiographers                                | 1            | 1            | 1            | 1            |                         |                         | 0.0 %                 |                         | 0.0 %                 | 1            |
| <b>Health Science/ Diagnostics</b>           | <b>6</b>     | <b>8</b>     | <b>10</b>    | <b>9</b>     | <b>-1</b>               | <b>+1</b>               | <b>18.6 %</b>         | <b>+2</b>               | <b>37.5 %</b>         | <b>10</b>    |
| <b>Social Care</b>                           | <b>245</b>   | <b>268</b>   | <b>284</b>   | <b>286</b>   | <b>+2</b>               | <b>+17</b>              | <b>6.5 %</b>          | <b>+41</b>              | <b>16.5 %</b>         | <b>346</b>   |
| <b>Social Workers</b>                        | <b>84</b>    | <b>84</b>    | <b>89</b>    | <b>89</b>    | <b>-1</b>               | <b>+5</b>               | <b>6.1 %</b>          | <b>+5</b>               | <b>5.8 %</b>          | <b>102</b>   |
| <b>Psychologists</b>                         | <b>73</b>    | <b>78</b>    | <b>87</b>    | <b>88</b>    | <b>+1</b>               | <b>+10</b>              | <b>13.1 %</b>         | <b>+15</b>              | <b>19.9 %</b>         | <b>102</b>   |

| Apr 2022                                      | WTE Dec 2019 | WTE Dec 2020 | WTE Mar 2022 | WTE Apr 2022 | WTE change since Mar 22 | WTE change since Dec 20 | % change since Dec 20 | WTE change since Dec 19 | % change since Dec 19 | No. Apr 2022 |
|---|--------------|--------------|--------------|--------------|-------------------------|-------------------------|-----------------------|-------------------------|-----------------------|--------------|
| <b>Overall</b>                                | <b>5,545</b> | <b>5,690</b> | <b>5,826</b> | <b>5,855</b> | <b>+29</b>              | <b>+165</b>             | <b>2.9 %</b>          | <b>+310</b>             | <b>5.6 %</b>          | <b>6,783</b> |
| Pharmacy Technicians                          | 1            | 1            | 1            | 1            |                         |                         | 0.0 %                 | +0                      | 12.1 %                | 1            |
| Pharmacists                                   | 4            | 3            | 4            | 4            |                         | +1                      | 37.0 %                | +0                      | 7.2 %                 | 5            |
| <b>Pharmacy</b>                               | <b>5</b>     | <b>4</b>     | <b>5</b>     | <b>5</b>     |                         | <b>+1</b>               | <b>29.7 %</b>         | <b>+0</b>               | <b>7.9 %</b>          | <b>6</b>     |
| Counsellor Therapists                         | 11           | 13           | 20           | 20           | +0                      | +7                      | 53.4 %                | +9                      | 83.8 %                | 25           |
| Dental Hygienists                             | 4            | 5            | 5            | 5            |                         | +0                      | 6.1 %                 | +1                      | 17.0 %                | 6            |
| Other Health & Social Care                    | 40           | 37           | 36           | 36           | -0                      | -1                      | -2.5 %                | -4                      | -9.0 %                | 43           |
| Play Therapists/ Specialists                  | 4            | 1            | 1            | 1            |                         |                         | 0.0 %                 | -3                      | -72.1 %               | 1            |
| <b>H&amp;SC, Other</b>                        | <b>59</b>    | <b>56</b>    | <b>63</b>    | <b>63</b>    | <b>-0</b>               | <b>+6</b>               | <b>11.5 %</b>         | <b>+4</b>               | <b>6.7 %</b>          | <b>75</b>    |
| <b>Health &amp; Social Care Professionals</b> | <b>811</b>   | <b>859</b>   | <b>925</b>   | <b>926</b>   | <b>+1</b>               | <b>+66</b>              | <b>7.7 %</b>          | <b>+115</b>             | <b>14.2 %</b>         | <b>1,085</b> |
| <b>Management (VIII &amp; above)</b>          | <b>56</b>    | <b>58</b>    | <b>66</b>    | <b>69</b>    | <b>+2</b>               | <b>+11</b>              | <b>18.2 %</b>         | <b>+13</b>              | <b>22.9 %</b>         | <b>70</b>    |
| <b>Administrative/ Supervisory (V to VII)</b> | <b>134</b>   | <b>160</b>   | <b>202</b>   | <b>207</b>   | <b>+5</b>               | <b>+47</b>              | <b>29.4 %</b>         | <b>+74</b>              | <b>55.3 %</b>         | <b>216</b>   |
| <b>Clerical (III &amp; IV)</b>                | <b>468</b>   | <b>448</b>   | <b>453</b>   | <b>446</b>   | <b>-8</b>               | <b>-2</b>               | <b>-0.5 %</b>         | <b>-22</b>              | <b>-4.8 %</b>         | <b>505</b>   |
| <b>Management &amp; Administrative</b>        | <b>657</b>   | <b>666</b>   | <b>722</b>   | <b>722</b>   | <b>-0</b>               | <b>+56</b>              | <b>8.4 %</b>          | <b>+64</b>              | <b>9.8 %</b>          | <b>791</b>   |
| Catering                                      | 40           | 39           | 36           | 36           | -0                      | -3                      | -6.5 %                | -4                      | -9.6 %                | 38           |
| Household Services                            | 63           | 62           | 57           | 57           | -1                      | -5                      | -8.2 %                | -6                      | -10.0 %               | 86           |
| Other Support                                 | 39           | 38           | 37           | 36           | -1                      | -2                      | -5.8 %                | -3                      | -8.5 %                | 67           |
| Portering                                     | 16           | 14           | 12           | 12           | -0                      | -3                      | -17.9 %               | -4                      | -26.7 %               | 12           |
| <b>Support</b>                                | <b>158</b>   | <b>152</b>   | <b>143</b>   | <b>140</b>   | <b>-2</b>               | <b>-12</b>              | <b>-8.1 %</b>         | <b>-18</b>              | <b>-11.2 %</b>        | <b>203</b>   |
| <b>Maintenance/ Technical</b>                 | <b>68</b>    | <b>74</b>    | <b>72</b>    | <b>73</b>    | <b>+0</b>               | <b>-1</b>               | <b>-1.3 %</b>         | <b>+5</b>               | <b>6.8 %</b>          | <b>76</b>    |
| <b>General Support</b>                        | <b>226</b>   | <b>226</b>   | <b>215</b>   | <b>213</b>   | <b>-2</b>               | <b>-13</b>              | <b>-5.8 %</b>         | <b>-13</b>              | <b>-5.7 %</b>         | <b>279</b>   |
| Attendant/ Aide                               | 437          | 429          | 399          | 359          | -40                     | -70                     | -16.2 %               | -78                     | -17.9 %               | 405          |
| Health Care Assistant/ Care Assistant         | 916          | 982          | 1,034        | 1,070        | +35                     | +87                     | 8.9 %                 | +153                    | 16.7 %                | 1,243        |
| Health & Social Care Assistants               | 14           | 8            | 14           | 16           | +2                      | +8                      | 101.5 %               | +2                      | 14.5 %                | 16           |
| <b>Health Care Assistants</b>                 | <b>1,367</b> | <b>1,419</b> | <b>1,447</b> | <b>1,444</b> | <b>-3</b>               | <b>+26</b>              | <b>1.8 %</b>          | <b>+77</b>              | <b>5.6 %</b>          | <b>1,664</b> |
| <b>Home Help</b>                              | <b>499</b>   | <b>456</b>   | <b>361</b>   | <b>394</b>   | <b>+32</b>              | <b>-62</b>              | <b>-13.7 %</b>        | <b>-106</b>             | <b>-21.1 %</b>        | <b>520</b>   |
| Home Care Services                            | 29           | 37           | 51           | 51           | -0                      | +14                     | 38.2 %                | +21                     | 72.5 %                | 56           |
| Other Care Grades                             | 63           | 71           | 99           | 103          | +4                      | +32                     | 45.0 %                | +41                     | 65.0 %                | 111          |
| Pastoral Care                                 | 10           | 10           | 11           | 11           |                         | +1                      | 10.5 %                | +0                      | 2.7 %                 | 11           |
| Workshop Services                             | 169          | 164          | 153          | 155          | +2                      | -9                      | -5.5 %                | -14                     | -8.1 %                | 196          |
| Health Promotion                              |              |              | 15           | 15           | -0                      | +15                     | -100.0 %              | +15                     | -100.0 %              | 15           |
| <b>Care, other</b>                            | <b>271</b>   | <b>281</b>   | <b>328</b>   | <b>334</b>   | <b>+6</b>               | <b>+53</b>              | <b>18.7 %</b>         | <b>+63</b>              | <b>23.3 %</b>         | <b>389</b>   |
| <b>Patient &amp; Client Care</b>              | <b>2,137</b> | <b>2,156</b> | <b>2,137</b> | <b>2,172</b> | <b>+35</b>              | <b>+16</b>              | <b>0.7 %</b>          | <b>+35</b>              | <b>1.6 %</b>          | <b>2,573</b> |

## CHO 2 HSE Employment by Grade Group & Staff Category: April 2022

| Apr 2022                                     | WTE Dec 2019 | WTE Dec 2020 | WTE Mar 2022 | WTE Apr 2022 | WTE change since Mar 22 | WTE change since Dec 20 | % change since Dec 20 | WTE change since Dec 19 | % change since Dec 19 | No. Apr 2022 |
|--|--------------|--------------|--------------|--------------|-------------------------|-------------------------|-----------------------|-------------------------|-----------------------|--------------|
| <b>Overall</b>                               | <b>4,256</b> | <b>4,393</b> | <b>4,481</b> | <b>4,505</b> | <b>+25</b>              | <b>+113</b>             | <b>2.6 %</b>          | <b>+249</b>             | <b>5.9 %</b>          | <b>5,101</b> |
| Consultant Medicine                          | 1            | 1            | 3            | 3            |                         | +2                      | 200.0 %               | +2                      | 200.0 %               | 3            |
| Consultant Psychiatry                        | 39           | 38           | 38           | 38           | +0                      | +0                      | 1.2 %                 | -0                      | -0.2 %                | 41           |
| Consultant Surgery                           | 0            | 0            |              |              |                         | -0                      | -100.0 %              | -0                      | -100.0 %              |              |
| <b>Consultants</b>                           | <b>40</b>    | <b>39</b>    | <b>41</b>    | <b>41</b>    | <b>+0</b>               | <b>+2</b>               | <b>5.4 %</b>          | <b>+2</b>               | <b>4.2 %</b>          | <b>44</b>    |
| Registrar                                    | 57           | 64           | 72           | 70           | -2                      | +6                      | 9.1 %                 | +13                     | 22.9 %                | 72           |
| Senior Registrar                             | 16           | 20           | 16           | 16           | +0                      | -4                      | -17.9 %               |                         | 0.0 %                 | 16           |
| <b>Registrars</b>                            | <b>73</b>    | <b>84</b>    | <b>88</b>    | <b>86</b>    | <b>-1</b>               | <b>+2</b>               | <b>2.8 %</b>          | <b>+13</b>              | <b>17.9 %</b>         | <b>88</b>    |
| <b>SHO/ Interns</b>                          | <b>36</b>    | <b>43</b>    | <b>37</b>    | <b>38</b>    | <b>+1</b>               | <b>-5</b>               | <b>-11.0 %</b>        | <b>+2</b>               | <b>6.4 %</b>          | <b>39</b>    |
| Dentists                                     | 21           | 21           | 21           | 21           | +0                      | -0                      | -1.6 %                | -0                      | -1.0 %                | 26           |
| Other Medical                                | 38           | 41           | 34           | 34           | -0                      | -7                      | -17.1 %               | -4                      | -10.5 %               | 41           |
| <b>Medical/ Dental, other</b>                | <b>59</b>    | <b>62</b>    | <b>55</b>    | <b>55</b>    | <b>-0</b>               | <b>-7</b>               | <b>-11.8 %</b>        | <b>-4</b>               | <b>-7.1 %</b>         | <b>67</b>    |
| <b>Medical &amp; Dental</b>                  | <b>208</b>   | <b>228</b>   | <b>221</b>   | <b>220</b>   | <b>-1</b>               | <b>-7</b>               | <b>-3.3 %</b>         | <b>+13</b>              | <b>6.2 %</b>          | <b>238</b>   |
| Clinical Nurse/ Midwife Manager              | 174          | 189          | 195          | 196          | +1                      | +7                      | 3.9 %                 | +22                     | 12.6 %                | 206          |
| Director Nursing/Midwifery, Assistant        | 45           | 43           | 44           | 41           | -3                      | -3                      | -6.4 %                | -4                      | -9.3 %                | 42           |
| Director of Nursing/Midwifery                | 22           | 23           | 21           | 21           | +0                      | -2                      | -8.6 %                | -1                      | -6.6 %                | 21           |
| <b>Nurse/ Midwife Manager</b>                | <b>241</b>   | <b>255</b>   | <b>259</b>   | <b>258</b>   | <b>-2</b>               | <b>+3</b>               | <b>1.1 %</b>          | <b>+16</b>              | <b>6.7 %</b>          | <b>269</b>   |
| Advanced Nurse/ Midwife Practitioner         | 8            | 10           | 15           | 15           | +0                      | +5                      | 50.4 %                | +7                      | 86.1 %                | 15           |
| Clinical Nurse/ Midwife Specialist           | 80           | 93           | 103          | 107          | +4                      | +14                     | 15.0 %                | +27                     | 34.5 %                | 112          |
| <b>Nurse/ Midwife Specialist &amp; AN/MP</b> | <b>88</b>    | <b>103</b>   | <b>118</b>   | <b>122</b>   | <b>+4</b>               | <b>+19</b>              | <b>18.4 %</b>         | <b>+34</b>              | <b>39.2 %</b>         | <b>127</b>   |
| Staff Nurse [Intellectual Disability]        | 13           | 14           | 13           | 13           | -0                      | -1                      | -7.7 %                | +0                      | 0.2 %                 | 17           |
| Staff Nurse [Psychiatric]                    | 359          | 358          | 358          | 356          | -2                      | -1                      | -0.4 %                | -3                      | -0.8 %                | 387          |
| Staff Nurses [General/ Children's]           | 406          | 413          | 423          | 420          | -3                      | +8                      | 1.9 %                 | +14                     | 3.5 %                 | 498          |
| <b>Staff Nurse/ Staff Midwife</b>            | <b>778</b>   | <b>784</b>   | <b>794</b>   | <b>789</b>   | <b>-5</b>               | <b>+5</b>               | <b>0.7 %</b>          | <b>+11</b>              | <b>1.5 %</b>          | <b>902</b>   |
| <b>Public Health Nurse</b>                   | <b>192</b>   | <b>199</b>   | <b>185</b>   | <b>186</b>   | <b>+1</b>               | <b>-13</b>              | <b>-6.3 %</b>         | <b>-6</b>               | <b>-2.9 %</b>         | <b>213</b>   |
| Pre-registration Nurse/ Midwife Intern       | 0            |              | 25           | 23           | -2                      | +23                     | -100.0 %              | +23                     | 19066.7 %             | 46           |
| Pre-registration Nurse Intern (COVID-19)     |              | 10           |              |              |                         | -10                     | -100.0 %              |                         | -100.0 %              |              |
| Post-registration Nurse/ Midwife Student     | 4            |              | 20           | 20           |                         | +20                     | -100.0 %              | +16                     | 400.0 %               | 20           |
| Nursing/ Midwifery awaiting registration     | 5            |              | 5            | 4            | -1                      | +4                      | -100.0 %              | -1                      | -15.8 %               | 4            |
| <b>Nursing/ Midwifery Student</b>            | <b>9</b>     | <b>10</b>    | <b>50</b>    | <b>47</b>    | <b>-3</b>               | <b>+37</b>              | <b>361.7 %</b>        | <b>+38</b>              | <b>429.9 %</b>        | <b>70</b>    |
| <b>Nursing/ Midwifery other</b>              | <b>2</b>     | <b>2</b>     | <b>2</b>     | <b>2</b>     |                         | <b>+0</b>               | <b>25.0 %</b>         |                         | <b>0.0 %</b>          | <b>2</b>     |
| <b>Nursing &amp; Midwifery</b>               | <b>1,310</b> | <b>1,353</b> | <b>1,408</b> | <b>1,404</b> | <b>-4</b>               | <b>+51</b>              | <b>3.8 %</b>          | <b>+95</b>              | <b>7.2 %</b>          | <b>1,583</b> |
| Dietitians                                   | 20           | 25           | 24           | 23           | -0                      | -2                      | -8.8 %                | +3                      | 17.5 %                | 25           |
| Occupational Therapists                      | 107          | 120          | 120          | 119          | -1                      | -1                      | -0.6 %                | +12                     | 11.2 %                | 134          |
| Orthoptists                                  | 2            | 2            | 3            | 3            |                         | +1                      | 78.6 %                | +1                      | 87.5 %                | 3            |
| Physiotherapists                             | 78           | 84           | 95           | 95           | -0                      | +11                     | 13.3 %                | +17                     | 21.7 %                | 112          |
| Podiatrists & Chiropodists                   | 7            | 7            | 16           | 15           | -0                      | +8                      | 106.7 %               | +8                      | 120.6 %               | 19           |
| Speech & Language Therapists                 | 90           | 95           | 99           | 100          | +1                      | +5                      | 5.2 %                 | +9                      | 10.5 %                | 112          |
| <b>Therapy Professions</b>                   | <b>304</b>   | <b>333</b>   | <b>356</b>   | <b>356</b>   | <b>-1</b>               | <b>+23</b>              | <b>6.8 %</b>          | <b>+52</b>              | <b>17.0 %</b>         | <b>405</b>   |
| Audiology                                    | 5            | 6            | 8            | 7            | -1                      | +1                      | 23.7 %                | +2                      | 49.8 %                | 8            |
| Clinical Engineering                         | 1            | 1            | 1            | 1            |                         |                         | 0.0 %                 |                         | 0.0 %                 | 1            |
| Radiographers                                | 1            | 1            | 1            | 1            |                         |                         | 0.0 %                 |                         | 0.0 %                 | 1            |
| <b>Health Science/ Diagnostics</b>           | <b>6</b>     | <b>8</b>     | <b>10</b>    | <b>9</b>     | <b>-1</b>               | <b>+1</b>               | <b>18.6 %</b>         | <b>+2</b>               | <b>37.5 %</b>         | <b>10</b>    |
| <b>Social Care</b>                           | <b>50</b>    | <b>57</b>    | <b>52</b>    | <b>52</b>    | <b>-0</b>               | <b>-5</b>               | <b>-9.6 %</b>         | <b>+2</b>               | <b>4.1 %</b>          | <b>57</b>    |
| <b>Social Workers</b>                        | <b>58</b>    | <b>58</b>    | <b>62</b>    | <b>63</b>    | <b>+1</b>               | <b>+5</b>               | <b>8.1 %</b>          | <b>+4</b>               | <b>6.9 %</b>          | <b>68</b>    |
| <b>Psychologists</b>                         | <b>59</b>    | <b>66</b>    | <b>73</b>    | <b>74</b>    | <b>+1</b>               | <b>+8</b>               | <b>12.4 %</b>         | <b>+14</b>              | <b>24.1 %</b>         | <b>85</b>    |
| Pharmacy Technicians                         | 1            | 1            | 1            | 1            |                         |                         | 0.0 %                 | +0                      | 12.1 %                | 1            |
| Pharmacists                                  | 4            | 3            | 4            | 4            |                         | +1                      | 37.0 %                | +0                      | 7.2 %                 | 5            |
| <b>Pharmacy</b>                              | <b>5</b>     | <b>4</b>     | <b>5</b>     | <b>5</b>     |                         | <b>+1</b>               | <b>29.7 %</b>         | <b>+0</b>               | <b>7.9 %</b>          | <b>6</b>     |
| Counsellor Therapists                        | 8            | 9            | 15           | 15           | +0                      | +5                      | 58.1 %                | +7                      | 83.7 %                | 18           |
| Dental Hygienists                            | 4            | 5            | 5            | 5            |                         | +0                      | 6.1 %                 | +1                      | 17.0 %                | 6            |
| Other Health & Social Care                   | 30           | 29           | 31           | 30           | -0                      | +1                      | 3.0 %                 | +1                      | 2.6 %                 | 32           |

| Apr 2022                                      | WTE<br>Dec<br>2019 | WTE<br>Dec<br>2020 | WTE<br>Mar<br>2022 | WTE<br>Apr<br>2022 | WTE<br>change<br>since<br>Mar 22 | WTE<br>change<br>since<br>Dec 20 | % change<br>since Dec<br>20 | WTE<br>change<br>since<br>Dec 19 | % change<br>since Dec<br>19 | No. Apr<br>2022 |
|---|--------------------|--------------------|--------------------|--------------------|----------------------------------|----------------------------------|-----------------------------|----------------------------------|-----------------------------|-----------------|
| <b>Overall</b>                                | <b>4,256</b>       | <b>4,393</b>       | <b>4,481</b>       | <b>4,505</b>       | <b>+25</b>                       | <b>+113</b>                      | <b>2.6 %</b>                | <b>+249</b>                      | <b>5.9 %</b>                | <b>5,101</b>    |
| Play Therapists/ Specialists                  | 1                  | 1                  | 1                  | 1                  |                                  |                                  | 0.0 %                       |                                  | 0.0 %                       | 1               |
| <b>H&amp;SC, Other</b>                        | <b>43</b>          | <b>45</b>          | <b>51</b>          | <b>51</b>          | <b>-0</b>                        | <b>+7</b>                        | <b>14.8 %</b>               | <b>+8</b>                        | <b>19.2 %</b>               | <b>57</b>       |
| <b>Health &amp; Social Care Professionals</b> | <b>525</b>         | <b>570</b>         | <b>609</b>         | <b>609</b>         | <b>-0</b>                        | <b>+39</b>                       | <b>6.8 %</b>                | <b>+83</b>                       | <b>15.8 %</b>               | <b>688</b>      |
| Executive Management                          | 8                  | 9                  | 9                  | 9                  | +1                               | +0                               | 0.2 %                       | +1                               | 15.3 %                      | 10              |
| Senior Management (VIII & GM)                 | 35                 | 36                 | 45                 | 46                 | +2                               | +11                              | 29.5 %                      | +12                              | 33.4 %                      | 47              |
| <b>Management (VIII &amp; above)</b>          | <b>43</b>          | <b>45</b>          | <b>54</b>          | <b>56</b>          | <b>+2</b>                        | <b>+11</b>                       | <b>23.4 %</b>               | <b>+13</b>                       | <b>29.9 %</b>               | <b>57</b>       |
| <b>Administrative/ Supervisory (V to VII)</b> | <b>99</b>          | <b>124</b>         | <b>156</b>         | <b>161</b>         | <b>+5</b>                        | <b>+37</b>                       | <b>30.0 %</b>               | <b>+62</b>                       | <b>62.7 %</b>               | <b>167</b>      |
| <b>Clerical (III &amp; IV)</b>                | <b>431</b>         | <b>410</b>         | <b>412</b>         | <b>405</b>         | <b>-8</b>                        | <b>-5</b>                        | <b>-1.3 %</b>               | <b>-26</b>                       | <b>-6.1 %</b>               | <b>453</b>      |
| <b>Management &amp; Administrative</b>        | <b>573</b>         | <b>579</b>         | <b>622</b>         | <b>621</b>         | <b>-0</b>                        | <b>+42</b>                       | <b>7.3 %</b>                | <b>+49</b>                       | <b>8.5 %</b>                | <b>677</b>      |
| Catering                                      | 39                 | 38                 | 36                 | 35                 | -0                               | -3                               | -6.7 %                      | -4                               | -9.6 %                      | 37              |
| Household Services                            | 44                 | 44                 | 39                 | 39                 | -1                               | -5                               | -11.5 %                     | -5                               | -11.1 %                     | 47              |
| Other Support                                 | 14                 | 13                 | 11                 | 13                 | +1                               | -1                               | -5.9 %                      | -2                               | -12.2 %                     | 34              |
| Portering                                     | 16                 | 14                 | 12                 | 12                 | -0                               | -3                               | -17.9 %                     | -4                               | -26.7 %                     | 12              |
| <b>Support</b>                                | <b>113</b>         | <b>109</b>         | <b>98</b>          | <b>99</b>          | <b>+0</b>                        | <b>-11</b>                       | <b>-10.0 %</b>              | <b>-15</b>                       | <b>-12.9 %</b>              | <b>130</b>      |
| <b>Maintenance/ Technical</b>                 | <b>63</b>          | <b>68</b>          | <b>67</b>          | <b>68</b>          | <b>+0</b>                        | <b>-1</b>                        | <b>-1.3 %</b>               | <b>+5</b>                        | <b>7.3 %</b>                | <b>70</b>       |
| <b>General Support</b>                        | <b>176</b>         | <b>178</b>         | <b>166</b>         | <b>166</b>         | <b>+0</b>                        | <b>-12</b>                       | <b>-6.6 %</b>               | <b>-10</b>                       | <b>-5.7 %</b>               | <b>200</b>      |
| Attendant/ Aide                               | 435                | 426                | 397                | 356                | -40                              | -70                              | -16.4 %                     | -79                              | -18.1 %                     | 401             |
| Health Care Assistant/ Care Assistant         | 372                | 437                | 475                | 505                | +30                              | +69                              | 15.7 %                      | +133                             | 35.6 %                      | 548             |
| Health & Social Care Assistants               | 14                 | 8                  | 14                 | 16                 | +2                               | +8                               | 101.5 %                     | +2                               | 14.5 %                      | 16              |
| <b>Health Care Assistants</b>                 | <b>821</b>         | <b>870</b>         | <b>886</b>         | <b>877</b>         | <b>-9</b>                        | <b>+7</b>                        | <b>0.8 %</b>                | <b>+56</b>                       | <b>6.8 %</b>                | <b>965</b>      |
| <b>Home Help</b>                              | <b>499</b>         | <b>456</b>         | <b>361</b>         | <b>394</b>         | <b>+32</b>                       | <b>-62</b>                       | <b>-13.7 %</b>              | <b>-106</b>                      | <b>-21.1 %</b>              | <b>520</b>      |
| Home Care Services                            | 24                 | 32                 | 46                 | 47                 | +0                               | +15                              | 47.6 %                      | +23                              | 93.1 %                      | 50              |
| Other Care Grades                             | 50                 | 60                 | 82                 | 86                 | +4                               | +26                              | 43.8 %                      | +35                              | 70.3 %                      | 92              |
| Pastoral Care                                 | 8                  | 8                  | 9                  | 9                  |                                  | +1                               | 13.3 %                      | +0                               | 3.4 %                       | 9               |
| Workshop Services                             | 61                 | 60                 | 57                 | 58                 | +2                               | -1                               | -2.3 %                      | -3                               | -4.9 %                      | 64              |
| Health Promotion                              |                    |                    | 15                 | 15                 | -0                               | +15                              | -100.0 %                    | +15                              | -100.0 %                    | 15              |
| <b>Care, other</b>                            | <b>144</b>         | <b>159</b>         | <b>208</b>         | <b>214</b>         | <b>+6</b>                        | <b>+55</b>                       | <b>34.9 %</b>               | <b>+70</b>                       | <b>48.3 %</b>               | <b>230</b>      |
| <b>Patient &amp; Client Care</b>              | <b>1,465</b>       | <b>1,485</b>       | <b>1,455</b>       | <b>1,485</b>       | <b>+30</b>                       | <b>-0</b>                        | <b>-0.0 %</b>               | <b>+20</b>                       | <b>1.3 %</b>                | <b>1,715</b>    |

## Employment by WTE, Headcount, Gender, Full-Time /Part-Time etc.: Apr 2022

| CHO 2  | WTE          | Headcount    | WTE: no.    | % Male       | % female      | Male WTE: no. | Female WTE: no. | % Total Perm | % Male Perm   | % Female Perm | % Total Full Time | % Total Part Time | % Male FT     | % Female FT   |
|--|--------------|--------------|-------------|--------------|---------------|---------------|-----------------|--------------|---------------|---------------|-------------------|-------------------|---------------|---------------|
| <b>Overall</b>                               | <b>5,855</b> | <b>6,783</b> | <b>1.16</b> | <b>19.3%</b> | <b>80.7%</b>  | <b>1.10</b>   | <b>1.17</b>     | <b>85.7%</b> | <b>80.6%</b>  | <b>86.9%</b>  | <b>62.3%</b>      | <b>37.7%</b>      | <b>76.2%</b>  | <b>59.0%</b>  |
| Consultant Medicine                          | 3            | 3            | 1.00        |              | 100.0%        |               | 1.00            | 33.3%        | 33.3%         | 33.3%         | 100.0%            | 0.0%              |               | 100.0%        |
| Consultant Paediatrics                       | 1            | 1            | 1.00        |              | 100.0%        |               | 1.00            | 100.0%       | 100.0%        | 100.0%        | 100.0%            | 0.0%              |               | 100.0%        |
| Consultant Psychiatry                        | 40           | 43           | 1.08        | 41.9%        | 58.1%         | 1.06          | 1.09            | 62.8%        | 62.8%         | 60.0%         | 83.7%             | 16.3%             | 88.9%         | 80.0%         |
| <b>Consultants</b>                           | <b>44</b>    | <b>47</b>    | <b>1.07</b> | <b>38.3%</b> | <b>61.7%</b>  | <b>1.06</b>   | <b>1.08</b>     | <b>61.7%</b> | <b>66.7%</b>  | <b>58.6%</b>  | <b>85.1%</b>      | <b>14.9%</b>      | <b>88.9%</b>  | <b>82.8%</b>  |
| Registrar                                    | 70           | 72           | 1.02        | 41.7%        | 58.3%         | 1.00          | 1.04            | 1.4%         | 1.4%          | 2.4%          | 100.0%            | 0.0%              | 100.0%        | 100.0%        |
| Senior Registrar                             | 16           | 16           | 1.00        | 31.3%        | 68.8%         | 1.00          | 1.00            | 0.0%         | 0.0%          | 0.0%          | 100.0%            | 0.0%              | 100.0%        | 100.0%        |
| <b>Registrars</b>                            | <b>86</b>    | <b>88</b>    | <b>1.02</b> | <b>39.8%</b> | <b>60.2%</b>  | <b>1.00</b>   | <b>1.03</b>     | <b>1.1%</b>  | <b>0.0%</b>   | <b>1.9%</b>   | <b>100.0%</b>     | <b>0.0%</b>       | <b>100.0%</b> | <b>100.0%</b> |
| Senior House Officer                         | 40           | 41           | 1.02        | 41.5%        | 58.5%         | 1.01          | 1.03            | 0.0%         | 0.0%          | 0.0%          | 100.0%            | 0.0%              | 100.0%        | 100.0%        |
| <b>SHO/ Interns</b>                          | <b>40</b>    | <b>41</b>    | <b>1.02</b> | <b>41.5%</b> | <b>58.5%</b>  | <b>1.01</b>   | <b>1.03</b>     | <b>0.0%</b>  | <b>0.0%</b>   | <b>0.0%</b>   | <b>100.0%</b>     | <b>0.0%</b>       | <b>100.0%</b> | <b>100.0%</b> |
| Dentists                                     | 21           | 26           | 1.24        | 34.6%        | 65.4%         | 1.13          | 1.31            | 96.2%        | 96.2%         | 100.0%        | 61.5%             | 38.5%             | 66.7%         | 58.8%         |
| Other Medical                                | 34           | 41           | 1.22        | 31.7%        | 68.3%         | 1.23          | 1.21            | 70.7%        | 70.7%         | 78.6%         | 65.9%             | 34.1%             | 61.5%         | 67.9%         |
| <b>Medical/ Dental, other</b>                | <b>55</b>    | <b>67</b>    | <b>1.23</b> | <b>32.8%</b> | <b>67.2%</b>  | <b>1.19</b>   | <b>1.25</b>     | <b>80.6%</b> | <b>68.2%</b>  | <b>86.7%</b>  | <b>64.2%</b>      | <b>35.8%</b>      | <b>63.6%</b>  | <b>64.4%</b>  |
| <b>Medical &amp; Dental</b>                  | <b>225</b>   | <b>243</b>   | <b>1.08</b> | <b>37.9%</b> | <b>62.1%</b>  | <b>1.05</b>   | <b>1.10</b>     | <b>34.6%</b> | <b>29.3%</b>  | <b>37.7%</b>  | <b>87.2%</b>      | <b>12.8%</b>      | <b>89.1%</b>  | <b>86.1%</b>  |
| Clinical Nurse/ Midwife Manager              | 259          | 276          | 1.07        | 26.1%        | 73.9%         | 1.01          | 1.09            | 97.8%        | 97.8%         | 97.1%         | 88.8%             | 11.2%             | 98.6%         | 85.3%         |
| Director Nursing/Midwifery, Assistant        | 41           | 42           | 1.04        | 23.8%        | 76.2%         | 1.05          | 1.03            | 97.6%        | 97.6%         | 96.9%         | 92.9%             | 7.1%              | 100.0%        | 90.6%         |
| Director of Nursing/Midwifery                | 22           | 22           | 1.01        | 13.6%        | 86.4%         | 1.00          | 1.01            | 100.0%       | 100.0%        | 100.0%        | 100.0%            | 0.0%              | 100.0%        | 100.0%        |
| <b>Nurse/ Midwife Manager</b>                | <b>321</b>   | <b>340</b>   | <b>1.06</b> | <b>25.0%</b> | <b>75.0%</b>  | <b>1.01</b>   | <b>1.08</b>     | <b>97.9%</b> | <b>100.0%</b> | <b>97.3%</b>  | <b>90.0%</b>      | <b>10.0%</b>      | <b>98.8%</b>  | <b>87.1%</b>  |
| Advanced Nurse/ Midwife Practitioner         | 16           | 16           | 1.01        | 25.0%        | 75.0%         | 1.00          | 1.01            | 100.0%       | 100.0%        | 100.0%        | 100.0%            | 0.0%              | 100.0%        | 100.0%        |
| Clinical Nurse/ Midwife Specialist           | 111          | 116          | 1.05        | 11.2%        | 88.8%         | 1.00          | 1.06            | 98.3%        | 98.3%         | 98.1%         | 91.4%             | 8.6%              | 100.0%        | 90.3%         |
| <b>Nurse/ Midwife Specialist &amp; AN/MP</b> | <b>127</b>   | <b>132</b>   | <b>1.04</b> | <b>12.9%</b> | <b>87.1%</b>  | <b>1.00</b>   | <b>1.05</b>     | <b>98.5%</b> | <b>100.0%</b> | <b>98.3%</b>  | <b>92.4%</b>      | <b>7.6%</b>       | <b>100.0%</b> | <b>91.3%</b>  |
| Staff Nurse [Intellectual Disability]        | 123          | 150          | 1.22        | 7.3%         | 92.7%         | 1.17          | 1.22            | 94.0%        | 94.0%         | 94.2%         | 52.7%             | 47.3%             | 63.6%         | 51.8%         |
| Staff Nurse [Psychiatric]                    | 367          | 400          | 1.09        | 24.0%        | 76.0%         | 1.10          | 1.09            | 93.3%        | 93.3%         | 96.4%         | 85.3%             | 14.8%             | 83.3%         | 85.9%         |
| Staff Nurses [General/ Children's]           | 426          | 505          | 1.19        | 4.8%         | 95.2%         | 1.07          | 1.19            | 90.7%        | 90.7%         | 90.6%         | 56.0%             | 44.0%             | 83.3%         | 54.7%         |
| <b>Staff Nurse/ Staff Midwife</b>            | <b>915</b>   | <b>1,055</b> | <b>1.15</b> | <b>12.4%</b> | <b>87.6%</b>  | <b>1.10</b>   | <b>1.16</b>     | <b>92.1%</b> | <b>85.5%</b>  | <b>93.1%</b>  | <b>66.6%</b>      | <b>33.4%</b>      | <b>81.7%</b>  | <b>64.5%</b>  |
| <b>Public Health Nurse</b>                   | <b>186</b>   | <b>213</b>   | <b>1.15</b> |              | <b>100.0%</b> |               | <b>1.15</b>     | <b>98.1%</b> |               | <b>98.1%</b>  | <b>74.6%</b>      | <b>25.4%</b>      |               | <b>74.6%</b>  |
| Pre-registration Nurse/ Midwife Intern       | 23           | 46           | 2.00        | 10.9%        | 89.1%         | 2.00          | 2.00            | 0.0%         | 0.0%          | 0.0%          | 100.0%            | 0.0%              | 100.0%        | 100.0%        |
| Post-registration Nurse/ Midwife Student     | 20           | 20           | 1.00        |              | 100.0%        |               | 1.00            | 55.0%        | 55.0%         | 55.0%         | 95.0%             | 5.0%              |               | 95.0%         |
| Nursing/ Midwifery awaiting registration     | 4            | 4            | 1.00        | 25.0%        | 75.0%         | 1.00          | 1.00            | 0.0%         | 0.0%          | 0.0%          | 100.0%            | 0.0%              | 100.0%        | 100.0%        |

|   |              |              |             |              |               |             |             |               |               |               |               |              |               |               |
|---|--------------|--------------|-------------|--------------|---------------|-------------|-------------|---------------|---------------|---------------|---------------|--------------|---------------|---------------|
| <b>Nursing/ Midwifery Student</b>             | <b>47</b>    | <b>70</b>    | <b>1.49</b> | <b>8.6%</b>  | <b>91.4%</b>  | <b>1.71</b> | <b>1.47</b> | <b>15.7%</b>  | <b>0.0%</b>   | <b>17.2%</b>  | <b>98.6%</b>  | <b>1.4%</b>  | <b>100.0%</b> | <b>98.4%</b>  |
| <b>Nursing/ Midwifery other</b>               | <b>2</b>     | <b>2</b>     | <b>1.00</b> |              | <b>100.0%</b> |             | <b>1.00</b> | <b>100.0%</b> |               | <b>100.0%</b> | <b>100.0%</b> | <b>0.0%</b>  |               | <b>100.0%</b> |
| <b>Nursing &amp; Midwifery</b>                | <b>1,598</b> | <b>1,812</b> | <b>1.13</b> | <b>13.2%</b> | <b>86.8%</b>  | <b>1.07</b> | <b>1.14</b> | <b>91.4%</b>  | <b>89.5%</b>  | <b>91.7%</b>  | <b>75.1%</b>  | <b>24.9%</b> | <b>89.5%</b>  | <b>72.9%</b>  |
| Dietitians                                    | 23           | 25           | 1.08        |              | 100.0%        |             | 1.08        | 96.0%         | 96.0%         | 96.0%         | 72.0%         | 28.0%        |               | 72.0%         |
| Occupational Therapists                       | 128          | 145          | 1.13        | 6.9%         | 93.1%         | 1.04        | 1.14        | 93.1%         | 93.1%         | 92.6%         | 77.2%         | 22.8%        | 90.0%         | 76.3%         |
| Orthoptists                                   | 3            | 3            | 1.00        |              | 100.0%        |             | 1.00        | 66.7%         | 66.7%         | 66.7%         | 100.0%        | 0.0%         |               | 100.0%        |
| Physiotherapists                              | 105          | 126          | 1.20        | 19.0%        | 81.0%         | 1.03        | 1.25        | 96.8%         | 96.8%         | 96.1%         | 64.3%         | 35.7%        | 91.7%         | 57.8%         |
| Podiatrists & Chiropodists                    | 15           | 19           | 1.23        | 5.3%         | 94.7%         | 1.00        | 1.25        | 100.0%        | 100.0%        | 100.0%        | 68.4%         | 31.6%        | 100.0%        | 66.7%         |
| Speech & Language Therapists                  | 112          | 126          | 1.12        | 1.6%         | 98.4%         | 1.00        | 1.13        | 90.5%         | 90.5%         | 90.3%         | 79.4%         | 20.6%        | 100.0%        | 79.0%         |
| <b>Therapy Professions</b>                    | <b>387</b>   | <b>444</b>   | <b>1.15</b> | <b>8.3%</b>  | <b>91.7%</b>  | <b>1.03</b> | <b>1.16</b> | <b>93.7%</b>  | <b>100.0%</b> | <b>93.1%</b>  | <b>73.6%</b>  | <b>26.4%</b> | <b>91.9%</b>  | <b>72.0%</b>  |
| Audiology                                     | 7            | 8            | 1.09        |              | 100.0%        |             | 1.09        | 100.0%        | 100.0%        | 100.0%        | 87.5%         | 12.5%        |               | 87.5%         |
| Clinical Engineering                          | 1            | 1            | 1.00        | 100.0%       |               | 1.00        |             | 100.0%        | 100.0%        |               | 100.0%        | 0.0%         | 100.0%        |               |
| Radiographers                                 | 1            | 1            | 1.67        |              | 100.0%        |             | 1.67        | 100.0%        | 100.0%        | 100.0%        | 0.0%          | 100.0%       |               | 0.0%          |
| <b>Health Science/ Diagnostics</b>            | <b>9</b>     | <b>10</b>    | <b>1.12</b> | <b>10.0%</b> | <b>90.0%</b>  | <b>1.00</b> | <b>1.14</b> | <b>100.0%</b> | <b>100.0%</b> | <b>100.0%</b> | <b>80.0%</b>  | <b>20.0%</b> | <b>100.0%</b> | <b>77.8%</b>  |
| <b>Social Care</b>                            | <b>286</b>   | <b>346</b>   | <b>1.21</b> | <b>17.3%</b> | <b>82.7%</b>  | <b>1.14</b> | <b>1.23</b> | <b>82.9%</b>  | <b>86.7%</b>  | <b>82.2%</b>  | <b>50.6%</b>  | <b>49.4%</b> | <b>53.3%</b>  | <b>50.0%</b>  |
| <b>Social Workers</b>                         | <b>89</b>    | <b>102</b>   | <b>1.15</b> | <b>18.6%</b> | <b>81.4%</b>  | <b>1.11</b> | <b>1.16</b> | <b>95.1%</b>  | <b>89.5%</b>  | <b>96.4%</b>  | <b>72.5%</b>  | <b>27.5%</b> | <b>84.2%</b>  | <b>69.9%</b>  |
| <b>Psychologists</b>                          | <b>88</b>    | <b>102</b>   | <b>1.16</b> | <b>14.7%</b> | <b>85.3%</b>  | <b>1.04</b> | <b>1.18</b> | <b>94.1%</b>  | <b>93.3%</b>  | <b>94.3%</b>  | <b>69.6%</b>  | <b>30.4%</b> | <b>93.3%</b>  | <b>65.5%</b>  |
| Pharmacy Technicians                          | 1            | 1            | 1.35        |              | 100.0%        |             | 1.35        | 100.0%        | 100.0%        | 100.0%        | 0.0%          | 100.0%       |               | 0.0%          |
| Pharmacists                                   | 4            | 5            | 1.20        | 20.0%        | 80.0%         | 1.00        | 1.27        | 80.0%         | 80.0%         | 75.0%         | 60.0%         | 40.0%        | 100.0%        | 50.0%         |
| <b>Pharmacy</b>                               | <b>5</b>     | <b>6</b>     | <b>1.23</b> | <b>16.7%</b> | <b>83.3%</b>  | <b>1.00</b> | <b>1.29</b> | <b>83.3%</b>  | <b>100.0%</b> | <b>80.0%</b>  | <b>50.0%</b>  | <b>50.0%</b> | <b>100.0%</b> | <b>40.0%</b>  |
| Counsellor Therapists                         | 20           | 25           | 1.22        | 24.0%        | 76.0%         | 1.18        | 1.24        | 96.0%         | 96.0%         | 100.0%        | 48.0%         | 52.0%        | 50.0%         | 47.4%         |
| Dental Hygienists                             | 5            | 6            | 1.15        |              | 100.0%        |             | 1.15        | 83.3%         | 83.3%         | 83.3%         | 66.7%         | 33.3%        |               | 66.7%         |
| Other Health & Social Care                    | 36           | 43           | 1.19        | 18.6%        | 81.4%         | 1.03        | 1.23        | 93.0%         | 93.0%         | 91.4%         | 67.4%         | 32.6%        | 87.5%         | 62.9%         |
| Play Therapists/ Specialists                  | 1            | 1            | 1.00        |              | 100.0%        |             | 1.00        | 100.0%        | 100.0%        | 100.0%        | 100.0%        | 0.0%         |               | 100.0%        |
| <b>H&amp;SC, Other</b>                        | <b>63</b>    | <b>75</b>    | <b>1.19</b> | <b>18.7%</b> | <b>81.3%</b>  | <b>1.09</b> | <b>1.22</b> | <b>93.3%</b>  | <b>92.9%</b>  | <b>93.4%</b>  | <b>61.3%</b>  | <b>38.7%</b> | <b>71.4%</b>  | <b>59.0%</b>  |
| <b>Health &amp; Social Care</b>               | <b>926</b>   | <b>1,085</b> | <b>1.17</b> | <b>13.5%</b> | <b>86.5%</b>  | <b>1.09</b> | <b>1.19</b> | <b>90.4%</b>  | <b>91.8%</b>  | <b>90.2%</b>  | <b>64.9%</b>  | <b>35.1%</b> | <b>73.5%</b>  | <b>63.5%</b>  |
| Executive Management                          | 11           | 12           | 1.04        | 66.7%        | 33.3%         | 1.07        | 1.00        | 83.3%         | 83.3%         | 100.0%        | 91.7%         | 8.3%         | 87.5%         | 100.0%        |
| Senior Management (VIII & GM)                 | 57           | 58           | 1.01        | 43.1%        | 56.9%         | 1.00        | 1.02        | 96.6%         | 96.6%         | 100.0%        | 98.3%         | 1.7%         | 100.0%        | 97.0%         |
| <b>Management (VIII &amp; above)</b>          | <b>69</b>    | <b>70</b>    | <b>1.02</b> | <b>47.1%</b> | <b>52.9%</b>  | <b>1.02</b> | <b>1.02</b> | <b>94.3%</b>  | <b>87.9%</b>  | <b>100.0%</b> | <b>97.1%</b>  | <b>2.9%</b>  | <b>97.0%</b>  | <b>97.3%</b>  |
| <b>Administrative/ Supervisory (V to VII)</b> | <b>207</b>   | <b>216</b>   | <b>1.04</b> | <b>18.1%</b> | <b>81.9%</b>  | <b>1.02</b> | <b>1.05</b> | <b>96.3%</b>  | <b>97.4%</b>  | <b>96.0%</b>  | <b>89.4%</b>  | <b>10.6%</b> | <b>89.7%</b>  | <b>89.3%</b>  |
| <b>Clerical (III &amp; IV)</b>                | <b>446</b>   | <b>505</b>   | <b>1.13</b> | <b>5.5%</b>  | <b>94.5%</b>  | <b>1.14</b> | <b>1.13</b> | <b>87.9%</b>  | <b>85.7%</b>  | <b>88.1%</b>  | <b>67.1%</b>  | <b>32.9%</b> | <b>71.4%</b>  | <b>66.9%</b>  |
| <b>Management &amp; Administrative</b>        | <b>722</b>   | <b>791</b>   | <b>1.10</b> | <b>12.6%</b> | <b>87.4%</b>  | <b>1.05</b> | <b>1.10</b> | <b>90.8%</b>  | <b>91.0%</b>  | <b>90.7%</b>  | <b>75.9%</b>  | <b>24.1%</b> | <b>87.0%</b>  | <b>74.2%</b>  |
| Catering                                      | 36           | 38           | 1.06        | 31.6%        | 68.4%         | 1.02        | 1.07        | 97.4%         | 97.4%         | 100.0%        | 65.8%         | 34.2%        | 83.3%         | 57.7%         |
| Household Services                            | 57           | 86           | 1.52        | 14.0%        | 86.0%         | 1.51        | 1.52        | 91.9%         | 91.9%         | 93.2%         | 30.2%         | 69.8%        | 41.7%         | 28.4%         |
| Other Support                                 | 36           | 67           | 1.86        | 70.1%        | 29.9%         | 1.49        | 4.50        | 58.2%         | 58.2%         | 15.0%         | 17.9%         | 82.1%        | 21.3%         | 10.0%         |

|                                       |              |              |             |              |              |             |             |              |              |               |              |              |              |               |
|---------------------------------------|--------------|--------------|-------------|--------------|--------------|-------------|-------------|--------------|--------------|---------------|--------------|--------------|--------------|---------------|
| Portering                             | 12           | 12           | 1.04        | 91.7%        | 8.3%         | 1.05        | 1.00        | 100.0%       | 100.0%       | 100.0%        | 100.0%       | 0.0%         | 100.0%       | 100.0%        |
| <b>Support</b>                        | <b>140</b>   | <b>203</b>   | <b>1.45</b> | <b>40.4%</b> | <b>59.6%</b> | <b>1.33</b> | <b>1.54</b> | <b>82.3%</b> | <b>82.9%</b> | <b>81.8%</b>  | <b>36.9%</b> | <b>63.1%</b> | <b>43.9%</b> | <b>32.2%</b>  |
| <b>Maintenance/ Technical</b>         | <b>73</b>    | <b>76</b>    | <b>1.05</b> | <b>98.7%</b> | <b>1.3%</b>  | <b>1.05</b> | <b>1.00</b> | <b>98.7%</b> | <b>98.7%</b> | <b>100.0%</b> | <b>94.7%</b> | <b>5.3%</b>  | <b>94.7%</b> | <b>100.0%</b> |
| <b>General Support</b>                | <b>213</b>   | <b>279</b>   | <b>1.31</b> | <b>56.3%</b> | <b>43.7%</b> | <b>1.18</b> | <b>1.54</b> | <b>86.7%</b> | <b>90.4%</b> | <b>82.0%</b>  | <b>52.7%</b> | <b>47.3%</b> | <b>68.2%</b> | <b>32.8%</b>  |
| Attendant/ Aide                       | 359          | 405          | 1.13        | 26.4%        | 73.6%        | 1.05        | 1.16        | 93.6%        | 93.6%        | 94.6%         | 64.4%        | 35.6%        | 88.8%        | 55.7%         |
| Health Care Assistant/ Care Assistant | 1,070        | 1,243        | 1.16        | 27.0%        | 73.0%        | 1.11        | 1.18        | 73.7%        | 73.7%        | 75.0%         | 53.0%        | 47.0%        | 65.1%        | 48.6%         |
| Health & Social Care Assistants       | 16           | 16           | 1.02        | 31.3%        | 68.8%        | 1.01        | 1.03        | 56.3%        | 56.3%        | 45.5%         | 93.8%        | 6.3%         | 100.0%       | 90.9%         |
| <b>Health Care Assistants</b>         | <b>1,444</b> | <b>1,664</b> | <b>1.15</b> | <b>26.9%</b> | <b>73.1%</b> | <b>1.10</b> | <b>1.17</b> | <b>78.4%</b> | <b>75.2%</b> | <b>79.5%</b>  | <b>56.2%</b> | <b>43.8%</b> | <b>71.1%</b> | <b>50.7%</b>  |
| <b>Home Help</b>                      | <b>394</b>   | <b>520</b>   | <b>1.32</b> | <b>0.8%</b>  | <b>99.2%</b> | <b>1.25</b> | <b>1.32</b> | <b>91.7%</b> | <b>50.0%</b> | <b>92.1%</b>  | <b>5.0%</b>  | <b>95.0%</b> | <b>0.0%</b>  | <b>5.0%</b>   |
| Home Care Services                    | 51           | 56           | 1.11        | 23.2%        | 76.8%        | 1.19        | 1.08        | 94.6%        | 94.6%        | 95.3%         | 75.0%        | 25.0%        | 61.5%        | 79.1%         |
| Other Care Grades                     | 103          | 111          | 1.07        | 29.7%        | 70.3%        | 1.04        | 1.09        | 91.9%        | 91.9%        | 93.6%         | 82.0%        | 18.0%        | 78.8%        | 83.3%         |
| Pastoral Care                         | 11           | 11           | 1.05        | 81.8%        | 18.2%        | 1.06        | 1.00        | 36.4%        | 36.4%        | 50.0%         | 90.9%        | 9.1%         | 88.9%        | 100.0%        |
| Workshop Services                     | 155          | 196          | 1.26        | 31.6%        | 68.4%        | 1.21        | 1.29        | 89.8%        | 89.8%        | 87.3%         | 41.8%        | 58.2%        | 54.8%        | 35.8%         |
| Health Promotion                      | 15           | 15           | 1.03        | 20.0%        | 80.0%        | 1.00        | 1.04        | 100.0%       | 100.0%       | 100.0%        | 93.3%        | 6.7%         | 100.0%       | 91.7%         |
| <b>Care, other</b>                    | <b>334</b>   | <b>389</b>   | <b>1.16</b> | <b>30.8%</b> | <b>69.2%</b> | <b>1.14</b> | <b>1.18</b> | <b>90.0%</b> | <b>88.3%</b> | <b>90.7%</b>  | <b>61.4%</b> | <b>38.6%</b> | <b>65.8%</b> | <b>59.5%</b>  |
| <b>Patient &amp; Client Care</b>      | <b>2,172</b> | <b>2,573</b> | <b>1.18</b> | <b>22.2%</b> | <b>77.8%</b> | <b>1.11</b> | <b>1.21</b> | <b>82.8%</b> | <b>77.8%</b> | <b>84.3%</b>  | <b>46.6%</b> | <b>53.4%</b> | <b>69.5%</b> | <b>40.1%</b>  |

## Employment by WTE, Headcount, Gender, Full-Time /Part-Time etc.: Apr 2022

| CHO 2                         | WTE          | Headcount    | WTE: no.    | % Male       | % female     | Male WTE: no. | Female WTE: no. | % Total Perm | % Male Perm  | % Female Perm | % Total Full Time | % Total Part Time | % Male FT    | % Female FT  |
|-------------------------------|--------------|--------------|-------------|--------------|--------------|---------------|-----------------|--------------|--------------|---------------|-------------------|-------------------|--------------|--------------|
| <b>Overall</b>                | <b>5,785</b> | <b>6,710</b> | <b>1.16</b> | <b>19.3%</b> | <b>80.7%</b> | <b>1.10</b>   | <b>1.18</b>     | <b>85.7%</b> | <b>80.7%</b> | <b>86.9%</b>  | <b>61.9%</b>      | <b>38.1%</b>      | <b>76.0%</b> | <b>58.5%</b> |
| Community Health & Wellbeing  | 11           | 12           | 1.07        | 16.7%        | 83.3%        | 1.00          | 1.09            | 100.0%       | 100.0%       | 100.0%        | 66.7%             | 33.3%             | 100.0%       | 100.0%       |
| Mental Health                 | 1,342        | 1,465        | 1.09        | 27.8%        | 72.2%        | 1.05          | 1.11            | 85.2%        | 85.2%        | 86.6%         | 84.4%             | 15.6%             | 90.9%        | 90.9%        |
| Primary Care                  | 1,337        | 1,525        | 1.14        | 13.8%        | 86.2%        | 1.08          | 1.15            | 82.0%        | 82.0%        | 84.7%         | 73.7%             | 26.3%             | 85.8%        | 85.8%        |
| HSE                           | 1,745        | 2,026        | 1.16        | 14.3%        | 85.7%        | 1.05          | 1.18            | 91.5%        | 91.5%        | 91.9%         | 53.4%             | 46.6%             | 88.2%        | 88.2%        |
| Section 38 Voluntary Agencies | 1,349        | 1,682        | 1.25        | 22.8%        | 77.2%        | 1.20          | 1.26            | 82.3%        | 82.3%        | 82.4%         | 41.9%             | 58.1%             | 45.6%        | 45.6%        |
| Social Care                   | 3,094        | 3,708        | 1.20        | 18.1%        | 81.9%        | 1.13          | 1.21            | 87.3%        | 87.3%        | 87.8%         | 48.2%             | 51.8%             | 63.9%        | 63.9%        |

## CHO 2 Skills Mix by Staff Grouping: April 2022

| Apr 2022 (Dec 2019 figure: 5,545)            | WTE Dec 2016 | WTE Dec 2017 | WTE Dec 2018 | WTE Dec 2019 | WTE Dec 2019 | WTE Mar 2022  | WTE Apr 2022 |
|--|--------------|--------------|--------------|--------------|--------------|---------------|--------------|
| <b>Overall</b>                               | <b>5,236</b> | <b>5,377</b> | <b>5,559</b> | <b>5,545</b> | <b>5,690</b> | <b>5,826</b>  | <b>5,855</b> |
| Consultant Medicine                          | 0.5%         | 0.5%         | 0.5%         | 0.5%         | 0.5%         | 1.3%          | 1.3%         |
| Consultant Paediatrics                       | 0.5%         | 0.5%         | 0.5%         | 0.5%         | 0.5%         | 0.4%          | 0.4%         |
| Consultant Psychiatry                        | 16.7%        | 16.6%        | 16.4%        | 18.9%        | 18.9%        | 17.6%         | 17.7%        |
| Consultant Surgery                           | 0.7%         | 0.6%         | 0.1%         | 0.1%         | 0.1%         |               |              |
| <b>Consultants</b>                           | <b>18.4%</b> | <b>18.3%</b> | <b>17.5%</b> | <b>19.9%</b> | <b>19.9%</b> | <b>19.4%</b>  | <b>19.5%</b> |
| Registrar                                    | 27.0%        | 29.4%        | 27.8%        | 27.4%        | 27.4%        | 32.7%         | 31.2%        |
| Senior Registrar                             | 4.2%         | 4.2%         | 5.5%         | 8.0%         | 8.0%         | 7.0%          | 7.1%         |
| <b>Registrars</b>                            | <b>31.1%</b> | <b>33.6%</b> | <b>33.2%</b> | <b>35.4%</b> | <b>35.4%</b> | <b>39.8%</b>  | <b>38.4%</b> |
| Senior House Officer                         | 19.3%        | 18.6%        | 20.0%        | 16.9%        | 16.9%        | 16.6%         | 17.9%        |
| <b>SHO/ Interns</b>                          | <b>19.3%</b> | <b>18.6%</b> | <b>20.0%</b> | <b>16.9%</b> | <b>16.9%</b> | <b>16.6%</b>  | <b>17.9%</b> |
| Dentists                                     | 11.2%        | 10.8%        | 11.0%        | 10.0%        | 10.0%        | 9.3%          | 9.3%         |
| Other Medical                                | 19.9%        | 18.8%        | 18.3%        | 17.7%        | 17.7%        | 15.0%         | 15.0%        |
| <b>Medical/ Dental, other</b>                | <b>31.2%</b> | <b>29.6%</b> | <b>29.3%</b> | <b>27.7%</b> | <b>27.7%</b> | <b>24.3%</b>  | <b>24.3%</b> |
| <b>Medical &amp; Dental</b>                  | <b>3.7%</b>  | <b>3.8%</b>  | <b>3.8%</b>  | <b>3.8%</b>  | <b>3.8%</b>  | <b>100.0%</b> | <b>3.8%</b>  |
| Clinical Nurse/ Midwife Manager              | 15.7%        | 15.7%        | 16.5%        | 16.0%        | 16.0%        | 16.1%         | 16.2%        |
| Director Nursing/Midwifery, Assistant        | 2.5%         | 2.7%         | 2.6%         | 3.0%         | 3.0%         | 2.7%          | 2.5%         |
| Director of Nursing/Midwifery                | 1.4%         | 1.4%         | 1.4%         | 1.5%         | 1.5%         | 1.3%          | 1.4%         |
| <b>Nurse/ Midwife Manager</b>                | <b>19.5%</b> | <b>19.7%</b> | <b>20.5%</b> | <b>20.6%</b> | <b>20.6%</b> | <b>20.2%</b>  | <b>20.1%</b> |
| Advanced Nurse/ Midwife Practitioner         | 0.2%         | 0.3%         | 0.4%         | 0.6%         | 0.6%         | 1.0%          | 1.0%         |
| Clinical Nurse/ Midwife Specialist           | 4.3%         | 5.1%         | 5.1%         | 5.6%         | 5.6%         | 6.6%          | 6.9%         |
| <b>Nurse/ Midwife Specialist &amp; AN/MP</b> | <b>4.5%</b>  | <b>5.3%</b>  | <b>5.5%</b>  | <b>6.2%</b>  | <b>6.2%</b>  | <b>7.6%</b>   | <b>7.9%</b>  |
| Staff Midwives                               | 0.0%         | 0.1%         |              |              |              |               |              |
| Staff Nurse [Intellectual Disability]        | 8.5%         | 6.5%         | 6.4%         | 6.0%         | 6.0%         | 7.6%          | 7.7%         |
| Staff Nurse [Psychiatric]                    | 25.4%        | 24.3%        | 24.1%        | 24.7%        | 24.7%        | 23.0%         | 22.9%        |
| Staff Nurses [General/ Children's]           | 29.7%        | 30.5%        | 29.6%        | 29.1%        | 29.1%        | 26.7%         | 26.6%        |
| <b>Staff Nurse/ Staff Midwife</b>            | <b>63.6%</b> | <b>61.4%</b> | <b>60.1%</b> | <b>59.8%</b> | <b>59.8%</b> | <b>57.4%</b>  | <b>57.3%</b> |
| <b>Public Health Nurse</b>                   | <b>11.7%</b> | <b>11.4%</b> | <b>12.2%</b> | <b>12.8%</b> | <b>12.8%</b> | <b>11.6%</b>  | <b>11.6%</b> |
| Pre-registration Nurse/ Midwife Intern       |              | 0.9%         |              | 0.0%         | 0.0%         | 1.6%          | 1.4%         |
| Pre-registration Nurse Intern (COVID-19)     |              |              |              |              |              |               |              |
| Post-registration Nurse/ Midwife Student     | 0.7%         | 1.1%         | 0.8%         | 0.3%         | 0.3%         | 1.2%          | 1.3%         |
| Nursing/ Midwifery awaiting registration     |              |              | 0.7%         | 0.3%         | 0.3%         | 0.3%          | 0.3%         |
| <b>Nursing/ Midwifery Student</b>            | <b>0.7%</b>  | <b>1.9%</b>  | <b>1.6%</b>  | <b>0.6%</b>  | <b>0.6%</b>  | <b>3.1%</b>   | <b>2.9%</b>  |
| <b>Nursing/ Midwifery other</b>              |              | <b>0.1%</b>  | <b>0.2%</b>  | <b>0.1%</b>  | <b>0.1%</b>  | <b>0.1%</b>   | <b>0.1%</b>  |
| <b>Nursing &amp; Midwifery</b>               | <b>28.8%</b> | <b>28.3%</b> | <b>27.6%</b> | <b>27.1%</b> | <b>27.1%</b> | <b>100.0%</b> | <b>27.3%</b> |
| Dietitians                                   | 2.4%         | 2.6%         | 2.5%         | 2.4%         | 2.4%         | 2.5%          | 2.5%         |
| Occupational Therapists                      | 15.1%        | 14.7%        | 14.6%        | 14.4%        | 14.4%        | 13.9%         | 13.8%        |
| Orthoptists                                  | 0.2%         | 0.2%         | 0.2%         | 0.2%         | 0.2%         | 0.3%          | 0.3%         |
| Physiotherapists                             | 10.7%        | 11.7%        | 11.0%        | 10.9%        | 10.9%        | 11.4%         | 11.3%        |
| Podiatrists & Chiropodists                   | 1.2%         | 1.0%         | 0.9%         | 0.9%         | 0.9%         | 1.7%          | 1.7%         |
| Speech & Language Therapists                 | 12.3%        | 12.4%        | 12.8%        | 12.9%        | 12.9%        | 12.0%         | 12.1%        |
| <b>Therapy Professions</b>                   | <b>41.8%</b> | <b>42.6%</b> | <b>41.9%</b> | <b>41.7%</b> | <b>41.7%</b> | <b>41.8%</b>  | <b>41.8%</b> |
| Audiology                                    | 0.6%         | 0.8%         | 0.7%         | 0.6%         | 0.6%         | 0.9%          | 0.8%         |
| Clinical Engineering                         | 0.1%         |              |              | 0.1%         | 0.1%         | 0.1%          | 0.1%         |
| Physicists                                   | 0.1%         |              |              |              |              |               |              |
| Radiographers                                | 0.1%         | 0.1%         | 0.1%         | 0.1%         | 0.1%         | 0.1%          | 0.1%         |
| <b>Health Science/ Diagnostics</b>           | <b>1.0%</b>  | <b>0.8%</b>  | <b>0.8%</b>  | <b>0.8%</b>  | <b>0.8%</b>  | <b>1.0%</b>   | <b>1.0%</b>  |
| <b>Social Care</b>                           | <b>26.3%</b> | <b>27.2%</b> | <b>28.6%</b> | <b>30.2%</b> | <b>30.2%</b> | <b>30.7%</b>  | <b>30.9%</b> |
| <b>Social Workers</b>                        | <b>10.3%</b> | <b>10.1%</b> | <b>10.1%</b> | <b>10.3%</b> | <b>10.3%</b> | <b>9.6%</b>   | <b>9.6%</b>  |
| <b>Psychologists</b>                         | <b>11.4%</b> | <b>10.7%</b> | <b>10.3%</b> | <b>9.1%</b>  | <b>9.1%</b>  | <b>9.4%</b>   | <b>9.5%</b>  |
| <b>Pharmacy</b>                              | <b>0.7%</b>  | <b>0.6%</b>  | <b>0.5%</b>  | <b>0.6%</b>  | <b>0.6%</b>  | <b>0.5%</b>   | <b>0.5%</b>  |
| Counsellor Therapists                        | 1.4%         | 1.4%         | 1.5%         | 1.4%         | 1.4%         | 2.2%          | 2.2%         |

| Apr 2022 (Dec 2019 figure: 5,545)             | WTE Dec 2016 | WTE Dec 2017 | WTE Dec 2018 | WTE Dec 2019 | WTE Dec 2019 | WTE Mar 2022  | WTE Apr 2022 |
|---|--------------|--------------|--------------|--------------|--------------|---------------|--------------|
| <b>Overall</b>                                | <b>5,236</b> | <b>5,377</b> | <b>5,559</b> | <b>5,545</b> | <b>5,690</b> | <b>5,826</b>  | <b>5,855</b> |
| Dental Hygienists                             | 0.5%         | 0.3%         | 0.5%         | 0.6%         | 0.6%         | 0.6%          | 0.6%         |
| HSCP Trainees/ Students                       | 0.3%         | 0.1%         |              |              |              |               |              |
| Other Health & Social Care                    | 5.8%         | 5.6%         | 5.2%         | 4.9%         | 4.9%         | 3.9%          | 3.9%         |
| Play Therapists/ Specialists                  | 0.5%         | 0.5%         | 0.4%         | 0.4%         | 0.4%         | 0.1%          | 0.1%         |
| <b>H&amp;SC, Other</b>                        | <b>8.5%</b>  | <b>7.9%</b>  | <b>7.7%</b>  | <b>7.3%</b>  | <b>7.3%</b>  | <b>6.8%</b>   | <b>6.8%</b>  |
| <b>Health &amp; Social Care Professionals</b> | <b>14.0%</b> | <b>14.0%</b> | <b>14.6%</b> | <b>14.6%</b> | <b>14.6%</b> | <b>100.0%</b> | <b>15.8%</b> |
| Executive Management                          | 1.7%         | 1.8%         | 1.7%         | 1.6%         | 1.6%         | 1.5%          | 1.6%         |
| Senior Management (VIII & GM)                 | 6.5%         | 6.6%         | 7.0%         | 6.9%         | 6.9%         | 7.7%          | 7.9%         |
| <b>Management (VIII &amp; above)</b>          | <b>8.2%</b>  | <b>8.5%</b>  | <b>8.7%</b>  | <b>8.5%</b>  | <b>8.5%</b>  | <b>9.2%</b>   | <b>9.5%</b>  |
| <b>Administrative/ Supervisory (V to VII)</b> | <b>17.2%</b> | <b>18.3%</b> | <b>18.5%</b> | <b>20.3%</b> | <b>20.3%</b> | <b>28.0%</b>  | <b>28.7%</b> |
| <b>Clerical (III &amp; IV)</b>                | <b>74.6%</b> | <b>73.2%</b> | <b>72.8%</b> | <b>71.2%</b> | <b>71.2%</b> | <b>62.8%</b>  | <b>61.7%</b> |
| <b>Management &amp; Administrative</b>        | <b>11.3%</b> | <b>11.9%</b> | <b>12.0%</b> | <b>11.9%</b> | <b>11.9%</b> | <b>100.0%</b> | <b>12.3%</b> |
| Catering                                      | 15.6%        | 14.8%        | 16.9%        | 17.6%        | 17.6%        | 16.9%         | 16.9%        |
| Household Services                            | 31.9%        | 30.7%        | 28.8%        | 27.9%        | 27.9%        | 26.7%         | 26.6%        |
| Other Support                                 | 17.2%        | 17.6%        | 17.4%        | 17.4%        | 17.4%        | 17.3%         | 16.9%        |
| Portering                                     | 6.4%         | 7.2%         | 7.1%         | 6.9%         | 6.9%         | 5.5%          | 5.4%         |
| <b>Support</b>                                | <b>71.0%</b> | <b>70.3%</b> | <b>70.2%</b> | <b>69.9%</b> | <b>69.9%</b> | <b>66.4%</b>  | <b>65.9%</b> |
| Maintenance                                   | 29.0%        | 29.7%        | 29.8%        | 30.1%        | 30.1%        | 33.1%         | 33.7%        |
| Technical Services                            |              |              |              |              |              | 0.5%          | 0.5%         |
| <b>Maintenance/ Technical</b>                 | <b>29.0%</b> | <b>29.7%</b> | <b>29.8%</b> | <b>30.1%</b> | <b>30.1%</b> | <b>33.6%</b>  | <b>34.1%</b> |
| <b>General Support</b>                        | <b>4.9%</b>  | <b>4.5%</b>  | <b>4.4%</b>  | <b>4.1%</b>  | <b>4.1%</b>  | <b>100.0%</b> | <b>3.6%</b>  |
| Attendant/ Aide                               | 24.3%        | 23.4%        | 22.5%        | 20.5%        | 20.5%        | 18.7%         | 16.5%        |
| Health Care Assistant/ Care Assistant         | 39.4%        | 40.8%        | 41.0%        | 42.9%        | 42.9%        | 48.4%         | 49.2%        |
| Health & Social Care Assistants               | 0.3%         | 0.5%         | 0.9%         | 0.6%         | 0.6%         | 0.6%          | 0.7%         |
| <b>Health Care Assistants</b>                 | <b>64.0%</b> | <b>64.7%</b> | <b>64.5%</b> | <b>64.0%</b> | <b>64.0%</b> | <b>67.7%</b>  | <b>66.5%</b> |
| <b>Home Help</b>                              | <b>23.0%</b> | <b>22.3%</b> | <b>23.0%</b> | <b>23.4%</b> | <b>23.4%</b> | <b>16.9%</b>  | <b>18.1%</b> |
| Home Care Services                            | 1.2%         | 1.5%         | 1.4%         | 1.4%         | 1.4%         | 2.4%          | 2.3%         |
| Other Care Grades                             | 3.4%         | 3.2%         | 3.0%         | 2.9%         | 2.9%         | 4.6%          | 4.8%         |
| Pastoral Care                                 | 0.5%         | 0.5%         | 0.5%         | 0.5%         | 0.5%         | 0.5%          | 0.5%         |
| Workshop Services                             | 7.9%         | 7.7%         | 7.6%         | 7.9%         | 7.9%         | 7.1%          | 7.1%         |
| Health Promotion                              |              |              |              |              |              | 0.7%          | 0.7%         |
| <b>Care, other</b>                            | <b>13.0%</b> | <b>13.0%</b> | <b>12.5%</b> | <b>12.7%</b> | <b>12.7%</b> | <b>15.3%</b>  | <b>15.4%</b> |
| <b>Patient &amp; Client Care</b>              | <b>37.4%</b> | <b>37.4%</b> | <b>37.7%</b> | <b>38.5%</b> | <b>38.5%</b> | <b>100.0%</b> | <b>37.1%</b> |
| <b>Total</b>                                  | <b>100 %</b> | <b>100 %</b> | <b>100 %</b> | <b>100 %</b> | <b>100%</b>  | <b>100 %</b>  | <b>100 %</b> |

## CHO 2 Skills Mix by Care Group: April 2022

| Apr 2022 (Dec 2019 figure: 1,308)             | WTE Dec 2016 | WTE Dec 2017 | WTE Dec 2018 | WTE Dec 2019 | WTE Dec 2019 | WTE Mar 2022 | WTE Apr 2022 |
|---|--------------|--------------|--------------|--------------|--------------|--------------|--------------|
| <b>Mental Health</b>                          | <b>1,283</b> | <b>1,307</b> | <b>1,338</b> | <b>1,308</b> | <b>1,340</b> | <b>1,344</b> | <b>1,342</b> |
| Consultant Psychiatry                         | 33.8%        | 31.8%        | 30.6%        | 35.3%        | 35.3%        | 33.0%        | 32.5%        |
| <b>Consultants</b>                            | <b>33.8%</b> | <b>31.8%</b> | <b>30.6%</b> | <b>35.3%</b> | <b>35.3%</b> | <b>33.0%</b> | <b>32.5%</b> |
| Registrar                                     | 18.0%        | 19.5%        | 17.9%        | 16.0%        | 16.0%        | 22.5%        | 22.1%        |
| Senior Registrar                              | 9.0%         | 8.5%         | 10.9%        | 15.0%        | 15.0%        | 14.0%        | 13.9%        |
| <b>Registrars</b>                             | <b>27.0%</b> | <b>28.0%</b> | <b>28.7%</b> | <b>31.1%</b> | <b>31.1%</b> | <b>36.5%</b> | <b>35.9%</b> |
| Senior House Officer                          | 36.4%        | 37.7%        | 39.7%        | 32.7%        | 32.7%        | 30.5%        | 30.6%        |
| <b>SHO/ Interns</b>                           | <b>36.4%</b> | <b>37.7%</b> | <b>39.7%</b> | <b>32.7%</b> | <b>32.7%</b> | <b>30.5%</b> | <b>30.6%</b> |
| <b>Medical/ Dental, other</b>                 | <b>2.8%</b>  | <b>2.5%</b>  | <b>0.9%</b>  | <b>0.9%</b>  | <b>0.9%</b>  |              | <b>0.9%</b>  |
| <b>Medical &amp; Dental</b>                   | <b>6.9%</b>  | <b>7.6%</b>  | <b>7.9%</b>  | <b>8.1%</b>  | <b>8.1%</b>  | <b>8.6%</b>  | <b>8.6%</b>  |
| Clinical Nurse/ Midwife Manager               | 22.1%        | 20.7%        | 23.0%        | 21.5%        | 21.5%        | 21.3%        | 21.2%        |
| Director Nursing/Midwifery, Assistant         | 2.8%         | 3.3%         | 3.1%         | 3.3%         | 3.3%         | 2.6%         | 2.5%         |
| Director of Nursing/Midwifery                 | 0.5%         | 0.5%         | 0.3%         | 0.5%         | 0.5%         | 0.5%         | 0.5%         |
| <b>Nurse/ Midwife Manager</b>                 | <b>25.5%</b> | <b>24.6%</b> | <b>26.4%</b> | <b>25.3%</b> | <b>25.3%</b> | <b>24.3%</b> | <b>24.2%</b> |
| Advanced Nurse/ Midwife Practitioner          | 0.5%         | 0.5%         | 0.9%         | 1.0%         | 1.0%         | 1.6%         | 1.6%         |
| Clinical Nurse/ Midwife Specialist            | 7.4%         | 9.9%         | 9.4%         | 10.6%        | 10.6%        | 11.8%        | 12.2%        |
| <b>Nurse/ Midwife Specialist &amp; AN/MP</b>  | <b>7.9%</b>  | <b>10.4%</b> | <b>10.2%</b> | <b>11.7%</b> | <b>11.7%</b> | <b>13.4%</b> | <b>13.8%</b> |
| Staff Nurse [Psychiatric]                     | 64.6%        | 61.0%        | 60.0%        | 61.0%        | 61.0%        | 56.8%        | 56.8%        |
| Staff Nurses [General/ Children's]            | 2.0%         | 1.3%         | 0.9%         | 0.9%         | 0.9%         | 0.4%         | 0.6%         |
| <b>Staff Nurse/ Staff Midwife</b>             | <b>66.6%</b> | <b>62.3%</b> | <b>61.0%</b> | <b>61.9%</b> | <b>61.9%</b> | <b>57.2%</b> | <b>57.3%</b> |
| Pre-registration Nurse/ Midwife Intern        |              | 2.3%         |              | 0.0%         | 0.0%         | 4.0%         | 3.7%         |
| Pre-registration Nurse Intern (COVID-19)      |              |              |              |              |              |              |              |
| Nursing/ Midwifery awaiting registration      |              |              | 1.9%         | 0.8%         | 0.8%         | 0.8%         | 0.6%         |
| <b>Nursing/ Midwifery Student</b>             |              | <b>2.3%</b>  | <b>1.9%</b>  | <b>0.8%</b>  | <b>0.8%</b>  | <b>4.8%</b>  | <b>4.4%</b>  |
| Nursing Education/Clinical                    |              | 0.4%         | 0.5%         | 0.3%         | 0.3%         | 0.3%         | 0.3%         |
| <b>Nursing/ Midwifery other</b>               |              | <b>0.4%</b>  | <b>0.5%</b>  | <b>0.3%</b>  | <b>0.3%</b>  | <b>0.3%</b>  | <b>0.3%</b>  |
| <b>Nursing &amp; Midwifery</b>                | <b>44.0%</b> | <b>43.5%</b> | <b>43.8%</b> | <b>44.1%</b> | <b>44.1%</b> | <b>46.1%</b> | <b>46.1%</b> |
| Dietitians                                    | 2.9%         | 3.6%         | 2.4%         | 2.1%         | 2.1%         | 3.2%         | 3.3%         |
| Occupational Therapists                       | 24.4%        | 26.3%        | 26.4%        | 26.0%        | 26.0%        | 26.1%        | 25.5%        |
| Speech & Language Therapists                  | 5.3%         | 5.5%         | 5.2%         | 4.3%         | 4.3%         | 3.4%         | 3.6%         |
| <b>Therapy Professions</b>                    | <b>32.6%</b> | <b>35.4%</b> | <b>33.9%</b> | <b>32.4%</b> | <b>32.4%</b> | <b>32.7%</b> | <b>32.4%</b> |
| <b>Social Care</b>                            | <b>12.2%</b> | <b>9.7%</b>  | <b>9.9%</b>  | <b>10.5%</b> | <b>10.5%</b> | <b>9.2%</b>  | <b>9.0%</b>  |
| <b>Social Workers</b>                         | <b>26.9%</b> | <b>26.2%</b> | <b>27.7%</b> | <b>29.1%</b> | <b>29.1%</b> | <b>27.9%</b> | <b>28.9%</b> |
| <b>Psychologists</b>                          | <b>25.0%</b> | <b>25.3%</b> | <b>24.6%</b> | <b>24.0%</b> | <b>24.0%</b> | <b>27.0%</b> | <b>26.5%</b> |
| <b>Pharmacy</b>                               | <b>2.6%</b>  | <b>1.9%</b>  | <b>1.8%</b>  | <b>1.8%</b>  | <b>1.8%</b>  | <b>1.5%</b>  | <b>1.6%</b>  |
| Counsellor Therapists                         |              |              | 1.4%         | 1.4%         | 1.4%         | 1.0%         | 0.9%         |
| Other Health & Social Care                    |              | 0.7%         |              |              |              |              |              |
| Play Therapists/ Specialists                  | 0.7%         | 0.7%         | 0.7%         | 0.7%         | 0.7%         | 0.6%         | 0.7%         |
| <b>H&amp;SC, Other</b>                        | <b>0.7%</b>  | <b>1.4%</b>  | <b>2.1%</b>  | <b>2.1%</b>  | <b>2.1%</b>  | <b>1.7%</b>  | <b>1.6%</b>  |
| <b>Health &amp; Social Care Professionals</b> | <b>10.7%</b> | <b>10.6%</b> | <b>10.9%</b> | <b>10.7%</b> | <b>10.7%</b> | <b>11.3%</b> | <b>11.3%</b> |
| <b>Management (VIII &amp; above)</b>          | <b>3.1%</b>  | <b>2.2%</b>  | <b>2.8%</b>  | <b>3.6%</b>  | <b>3.6%</b>  | <b>3.1%</b>  | <b>3.1%</b>  |
| <b>Administrative/ Supervisory (V to VII)</b> | <b>15.9%</b> | <b>17.6%</b> | <b>16.5%</b> | <b>17.1%</b> | <b>17.1%</b> | <b>18.3%</b> | <b>19.9%</b> |
| <b>Clerical (III &amp; IV)</b>                | <b>81.0%</b> | <b>80.2%</b> | <b>80.7%</b> | <b>79.2%</b> | <b>79.2%</b> | <b>78.6%</b> | <b>76.9%</b> |
| <b>Management &amp; Administrative</b>        | <b>10.2%</b> | <b>10.4%</b> | <b>10.5%</b> | <b>10.5%</b> | <b>10.5%</b> | <b>9.5%</b>  | <b>9.5%</b>  |
| <b>Support</b>                                | <b>56.6%</b> | <b>53.4%</b> | <b>52.7%</b> | <b>57.3%</b> | <b>57.3%</b> | <b>46.4%</b> | <b>46.8%</b> |
| <b>Maintenance/ Technical</b>                 | <b>43.4%</b> | <b>46.6%</b> | <b>47.3%</b> | <b>42.7%</b> | <b>42.7%</b> | <b>53.6%</b> | <b>53.2%</b> |
| <b>General Support</b>                        | <b>6.3%</b>  | <b>5.6%</b>  | <b>5.2%</b>  | <b>4.8%</b>  | <b>4.8%</b>  | <b>4.5%</b>  | <b>4.5%</b>  |
| <b>Health Care Assistants</b>                 | <b>76.3%</b> | <b>74.5%</b> | <b>75.0%</b> | <b>75.6%</b> | <b>75.6%</b> | <b>75.8%</b> | <b>75.1%</b> |

| Apr 2022 (Dec 2019 figure: 1,308) | WTE Dec 2016 | WTE Dec 2017 | WTE Dec 2018 | WTE Dec 2019 | WTE Dec 2019 | WTE Mar 2022 | WTE Apr 2022 |
|-----------------------------------|--------------|--------------|--------------|--------------|--------------|--------------|--------------|
| <b>Mental Health</b>              | <b>1,283</b> | <b>1,307</b> | <b>1,338</b> | <b>1,308</b> | <b>1,340</b> | <b>1,344</b> | <b>1,342</b> |
| Home Care Services                |              | 2.4%         | 2.6%         | 2.5%         | 2.5%         | 2.4%         | 2.4%         |
| Other Care Grades                 | 1.5%         | 1.4%         | 1.6%         | 1.5%         | 1.5%         | 1.7%         | 1.7%         |
| Pastoral Care                     | 1.1%         | 1.4%         | 1.1%         | 1.1%         | 1.1%         | 1.3%         | 1.3%         |
| Workshop Services                 | 21.2%        | 20.3%        | 19.7%        | 19.3%        | 19.3%        | 18.8%        | 19.5%        |
| <b>Care, other</b>                | <b>23.7%</b> | <b>25.5%</b> | <b>25.0%</b> | <b>24.4%</b> | <b>24.4%</b> | <b>24.2%</b> | <b>24.9%</b> |
| <b>Patient &amp; Client Care</b>  | <b>21.9%</b> | <b>22.3%</b> | <b>21.7%</b> | <b>21.7%</b> | <b>21.7%</b> | <b>20.0%</b> | <b>20.0%</b> |
| <b>Total</b>                      | <b>100 %</b> | <b>100 %</b> | <b>100 %</b> | <b>100 %</b> | <b>100 %</b> | <b>100 %</b> | <b>100 %</b> |

| Apr 2022 (Dec 2019 figure: 1,134)             | WTE Dec 2016 | WTE Dec 2017 | WTE Dec 2018 | WTE Dec 2019 | WTE Dec 2019 | WTE Mar 2022 | WTE Apr 2022 |
|---|--------------|--------------|--------------|--------------|--------------|--------------|--------------|
| <b>Primary Care</b>                           | <b>1,238</b> | <b>1,090</b> | <b>1,160</b> | <b>1,134</b> | <b>1,235</b> | <b>1,338</b> | <b>1,337</b> |
| Consultant Medicine                           | 1.2%         | 1.2%         | 1.1%         | 1.1%         | 1.1%         | 3.1%         | 3.2%         |
| Consultant Surgery                            | 1.5%         | 1.5%         | 0.3%         | 0.3%         | 0.3%         |              |              |
| <b>Consultants</b>                            | <b>2.7%</b>  | <b>2.7%</b>  | <b>1.5%</b>  | <b>1.4%</b>  | <b>1.4%</b>  | <b>3.1%</b>  | <b>3.2%</b>  |
| <b>Registrars</b>                             | <b>39.1%</b> | <b>44.7%</b> | <b>43.2%</b> | <b>45.6%</b> | <b>45.6%</b> | <b>48.1%</b> | <b>47.9%</b> |
| <b>SHO/ Interns</b>                           | <b>5.4%</b>  |              |              | <b>1.1%</b>  | <b>1.1%</b>  | <b>3.1%</b>  | <b>3.1%</b>  |
| Dentists                                      | 25.0%        | 25.7%        | 26.7%        | 24.1%        | 24.1%        | 21.6%        | 22.3%        |
| Other Medical                                 | 27.8%        | 26.9%        | 28.6%        | 27.8%        | 27.8%        | 24.1%        | 23.5%        |
| <b>Medical/ Dental, other</b>                 | <b>52.8%</b> | <b>52.6%</b> | <b>55.3%</b> | <b>51.9%</b> | <b>51.9%</b> | <b>45.7%</b> | <b>45.8%</b> |
| <b>Medical &amp; Dental</b>                   | <b>7.0%</b>  | <b>7.8%</b>  | <b>7.5%</b>  | <b>7.8%</b>  | <b>7.8%</b>  | <b>7.0%</b>  | <b>7.0%</b>  |
| Clinical Nurse/ Midwife Manager               | 1.7%         | 2.3%         | 2.0%         | 1.7%         | 1.7%         | 1.4%         | 1.6%         |
| Director Nursing/Midwifery, Assistant         | 5.3%         | 4.9%         | 5.1%         | 6.4%         | 6.4%         | 5.0%         | 4.7%         |
| Director of Nursing/Midwifery                 | 0.7%         | 1.0%         | 0.9%         | 0.6%         | 0.6%         | 0.9%         | 0.9%         |
| <b>Nurse/ Midwife Manager</b>                 | <b>7.7%</b>  | <b>8.2%</b>  | <b>8.0%</b>  | <b>8.7%</b>  | <b>8.7%</b>  | <b>7.3%</b>  | <b>7.2%</b>  |
| <b>Nurse/ Midwife Specialist &amp; AN/MP</b>  | <b>5.2%</b>  | <b>4.9%</b>  | <b>5.7%</b>  | <b>5.5%</b>  | <b>5.5%</b>  | <b>7.3%</b>  | <b>7.8%</b>  |
| <b>Staff Nurse/ Staff Midwife</b>             | <b>24.0%</b> | <b>23.9%</b> | <b>24.4%</b> | <b>23.6%</b> | <b>23.6%</b> | <b>26.2%</b> | <b>26.2%</b> |
| <b>Public Health Nurse</b>                    | <b>59.4%</b> | <b>57.7%</b> | <b>57.8%</b> | <b>60.9%</b> | <b>60.9%</b> | <b>53.4%</b> | <b>53.0%</b> |
| <b>Nursing/ Midwifery Student</b>             | <b>3.7%</b>  | <b>5.3%</b>  | <b>4.0%</b>  | <b>1.3%</b>  | <b>1.3%</b>  | <b>5.8%</b>  | <b>5.7%</b>  |
| <b>Nursing &amp; Midwifery</b>                | <b>23.9%</b> | <b>27.6%</b> | <b>27.7%</b> | <b>27.7%</b> | <b>27.7%</b> | <b>26.1%</b> | <b>26.1%</b> |
| Dietitians                                    | 3.3%         | 4.0%         | 5.2%         | 4.9%         | 4.9%         | 4.7%         | 4.6%         |
| Occupational Therapists                       | 19.1%        | 18.6%        | 18.8%        | 19.0%        | 19.0%        | 18.6%        | 18.8%        |
| Orthoptists                                   | 0.5%         | 0.5%         | 0.5%         | 0.5%         | 0.5%         | 0.8%         | 0.8%         |
| Physiotherapists                              | 18.1%        | 21.1%        | 20.0%        | 20.0%        | 20.0%        | 21.1%        | 21.1%        |
| Podiatrists & Chiropodists                    | 2.8%         | 2.5%         | 2.2%         | 2.2%         | 2.2%         | 4.1%         | 4.1%         |
| Speech & Language Therapists                  | 22.6%        | 22.9%        | 24.4%        | 25.7%        | 25.7%        | 23.3%        | 22.7%        |
| <b>Therapy Professions</b>                    | <b>66.4%</b> | <b>69.7%</b> | <b>71.1%</b> | <b>72.4%</b> | <b>72.4%</b> | <b>72.6%</b> | <b>72.1%</b> |
| Audiology                                     | 1.5%         | 1.9%         | 1.8%         | 1.6%         | 1.6%         | 2.1%         | 1.9%         |
| Clinical Engineering                          | 0.3%         |              |              | 0.3%         | 0.3%         | 0.3%         | 0.3%         |
| Physicists                                    | 0.3%         |              |              |              |              |              |              |
| <b>Health Science/ Diagnostics</b>            | <b>2.2%</b>  | <b>1.9%</b>  | <b>1.8%</b>  | <b>1.9%</b>  | <b>1.9%</b>  | <b>2.3%</b>  | <b>2.2%</b>  |
| <b>Social Care</b>                            | <b>3.7%</b>  | <b>3.5%</b>  | <b>3.0%</b>  | <b>2.7%</b>  | <b>2.7%</b>  | <b>2.4%</b>  | <b>2.5%</b>  |
| <b>Social Workers</b>                         | <b>3.0%</b>  | <b>2.3%</b>  | <b>2.1%</b>  | <b>2.2%</b>  | <b>2.2%</b>  | <b>2.3%</b>  | <b>2.3%</b>  |
| <b>Psychologists</b>                          | <b>10.0%</b> | <b>8.8%</b>  | <b>8.6%</b>  | <b>7.7%</b>  | <b>7.7%</b>  | <b>7.3%</b>  | <b>7.6%</b>  |
| <b>Pharmacy</b>                               | <b>0.3%</b>  | <b>0.3%</b>  | <b>0.3%</b>  | <b>0.3%</b>  | <b>0.3%</b>  | <b>0.3%</b>  | <b>0.3%</b>  |
| Counsellor Therapists                         | 3.0%         | 2.9%         | 2.4%         | 1.9%         | 1.9%         | 3.4%         | 3.5%         |
| Dental Hygienists                             | 1.1%         | 0.8%         | 1.4%         | 1.4%         | 1.4%         | 1.4%         | 1.4%         |
| Other Health & Social Care                    | 10.2%        | 9.8%         | 9.2%         | 9.5%         | 9.5%         | 8.0%         | 8.0%         |
| <b>H&amp;SC, Other</b>                        | <b>14.3%</b> | <b>13.5%</b> | <b>13.0%</b> | <b>12.8%</b> | <b>12.8%</b> | <b>12.8%</b> | <b>13.0%</b> |
| <b>Health &amp; Social Care Professionals</b> | <b>24.2%</b> | <b>27.8%</b> | <b>27.8%</b> | <b>27.6%</b> | <b>27.6%</b> | <b>28.2%</b> | <b>28.2%</b> |
| Executive Management                          | 2.7%         | 3.1%         | 2.8%         | 2.5%         | 2.5%         | 0.3%         | 0.3%         |
| Senior Management (VIII & GM)                 | 7.0%         | 8.4%         | 8.4%         | 7.4%         | 7.4%         | 7.6%         | 7.9%         |

| Apr 2022 (Dec 2019 figure: 1,134)      | WTE Dec 2016 | WTE Dec 2017 | WTE Dec 2018 | WTE Dec 2019 | WTE Dec 2019 | WTE Mar 2022 | WTE Apr 2022 |
|--|--------------|--------------|--------------|--------------|--------------|--------------|--------------|
| <b>Primary Care</b>                    | <b>1,238</b> | <b>1,090</b> | <b>1,160</b> | <b>1,134</b> | <b>1,235</b> | <b>1,338</b> | <b>1,337</b> |
| Management (VIII & above)              | 9.7%         | 11.5%        | 11.2%        | 9.9%         | 9.9%         | 8.0%         | 8.2%         |
| Administrative/ Supervisory (V to VII) | 13.6%        | 14.3%        | 16.1%        | 18.6%        | 18.6%        | 22.9%        | 23.7%        |
| Clerical (III & IV)                    | 76.7%        | 74.2%        | 72.7%        | 71.5%        | 71.5%        | 69.2%        | 68.0%        |
| <b>Management &amp; Administrative</b> | <b>23.6%</b> | <b>28.8%</b> | <b>28.5%</b> | <b>29.3%</b> | <b>29.3%</b> | <b>24.2%</b> | <b>24.2%</b> |
| Household Services                     | 16.6%        | 15.5%        | 24.1%        | 15.8%        | 15.8%        | 20.5%        | 19.5%        |
| Other Support                          | 45.0%        | 42.3%        | 36.2%        | 38.2%        | 38.2%        | 35.5%        | 37.0%        |
| Portering                              | 9.0%         | 13.0%        | 13.7%        | 15.9%        | 15.9%        | 9.5%         | 8.7%         |
| <b>Support</b>                         | <b>70.6%</b> | <b>70.8%</b> | <b>74.0%</b> | <b>69.9%</b> | <b>69.9%</b> | <b>65.5%</b> | <b>65.2%</b> |
| <b>Maintenance/ Technical</b>          | <b>29.4%</b> | <b>29.2%</b> | <b>26.0%</b> | <b>30.1%</b> | <b>30.1%</b> | <b>34.5%</b> | <b>34.8%</b> |
| <b>General Support</b>                 | <b>2.5%</b>  | <b>2.8%</b>  | <b>3.0%</b>  | <b>2.6%</b>  | <b>2.6%</b>  | <b>2.1%</b>  | <b>2.1%</b>  |
| Attendant/ Aide                        | 2.4%         | 8.1%         | 6.9%         | 7.7%         | 7.7%         | 2.1%         | 1.5%         |
| Health Care Assistant/ Care Assistant  |              |              |              |              |              | 46.2%        | 44.5%        |
| Health & Social Care Assistants        | 0.4%         | 7.1%         | 23.2%        | 17.2%        | 17.2%        | 5.4%         | 6.0%         |
| <b>Health Care Assistants</b>          | <b>2.9%</b>  | <b>15.2%</b> | <b>30.0%</b> | <b>25.0%</b> | <b>25.0%</b> | <b>53.7%</b> | <b>52.0%</b> |
| <b>Home Help</b>                       | <b>72.5%</b> |              |              |              |              |              |              |
| Home Care Services                     | 3.7%         | 1.8%         | 1.5%         | 1.7%         | 1.7%         | 0.6%         | 0.6%         |
| Other Care Grades                      | 20.6%        | 81.3%        | 66.9%        | 71.6%        | 71.6%        | 37.1%        | 38.9%        |
| Workshop Services                      | 0.4%         | 1.8%         | 1.5%         | 1.7%         | 1.7%         | 0.6%         | 0.6%         |
| Health Promotion                       |              |              |              |              |              | 7.9%         | 7.8%         |
| <b>Care, other</b>                     | <b>24.7%</b> | <b>84.8%</b> | <b>70.0%</b> | <b>75.0%</b> | <b>75.0%</b> | <b>46.3%</b> | <b>48.0%</b> |
| <b>Patient &amp; Client Care</b>       | <b>18.8%</b> | <b>5.2%</b>  | <b>5.6%</b>  | <b>5.0%</b>  | <b>5.0%</b>  | <b>12.3%</b> | <b>12.3%</b> |
| <b>Total</b>                           | <b>100 %</b> | <b>100 %</b> | <b>100 %</b> | <b>100 %</b> | <b>100 %</b> | <b>100 %</b> | <b>100 %</b> |

| Apr 2022 (Dec 2019 figure: 1,497)            | WTE Dec 2016 | WTE Dec 2017 | WTE Dec 2018 | WTE Dec 2019 | WTE Dec 2019 | WTE Mar 2022 | WTE Apr 2022 |
|--|--------------|--------------|--------------|--------------|--------------|--------------|--------------|
| <b>Disabilities</b>                          | <b>1,338</b> | <b>1,395</b> | <b>1,420</b> | <b>1,497</b> | <b>1,516</b> | <b>1,565</b> | <b>1,572</b> |
| Consultant Paediatrics                       | 16.7%        | 16.7%        | 16.4%        | 15.6%        | 15.6%        | 15.6%        | 15.6%        |
| Consultant Psychiatry                        | 33.3%        | 33.3%        | 34.3%        | 37.5%        | 37.5%        | 37.5%        | 37.5%        |
| <b>Consultants</b>                           | <b>50.0%</b> | <b>50.0%</b> | <b>50.7%</b> | <b>53.1%</b> | <b>53.1%</b> | <b>53.1%</b> | <b>53.1%</b> |
| Registrar                                    | 33.3%        | 33.3%        | 32.8%        | 15.6%        | 15.6%        | 31.3%        |              |
| Senior Registrar                             |              |              |              | 15.6%        | 15.6%        |              |              |
| <b>Registrars</b>                            | <b>33.3%</b> | <b>33.3%</b> | <b>32.8%</b> | <b>31.3%</b> | <b>31.3%</b> | <b>31.3%</b> |              |
| <b>SHO/ Interns</b>                          |              |              |              |              |              |              | <b>31.3%</b> |
| <b>Medical/ Dental, other</b>                | <b>16.7%</b> | <b>16.7%</b> | <b>16.4%</b> | <b>15.6%</b> | <b>15.6%</b> | <b>15.6%</b> | <b>15.6%</b> |
| <b>Medical &amp; Dental</b>                  | <b>0.4%</b>  | <b>0.4%</b>  | <b>0.4%</b>  | <b>0.4%</b>  | <b>0.4%</b>  | <b>0.4%</b>  | <b>0.4%</b>  |
| Clinical Nurse/ Midwife Manager              | 24.3%        | 26.1%        | 27.5%        | 30.0%        | 30.0%        | 29.0%        | 28.4%        |
| Director Nursing/Midwifery, Assistant        | 0.7%         | 0.4%         |              |              |              | 0.4%         | 0.4%         |
| Director of Nursing/Midwifery                | 1.1%         | 0.7%         | 0.7%         | 1.1%         | 1.1%         | 0.7%         | 0.7%         |
| <b>Nurse/ Midwife Manager</b>                | <b>26.0%</b> | <b>27.1%</b> | <b>28.2%</b> | <b>31.1%</b> | <b>31.1%</b> | <b>30.1%</b> | <b>29.5%</b> |
| Advanced Nurse/ Midwife Practitioner         |              | 0.4%         | 0.4%         | 0.4%         | 0.4%         | 0.4%         | 0.4%         |
| Clinical Nurse/ Midwife Specialist           | 2.6%         | 2.3%         | 2.0%         | 2.0%         | 2.0%         | 2.2%         | 2.2%         |
| <b>Nurse/ Midwife Specialist &amp; AN/MP</b> | <b>2.6%</b>  | <b>2.7%</b>  | <b>2.3%</b>  | <b>2.4%</b>  | <b>2.4%</b>  | <b>2.6%</b>  | <b>2.6%</b>  |
| Staff Nurse [Intellectual Disability]        | 46.3%        | 36.3%        | 38.9%        | 36.1%        | 36.1%        | 49.4%        | 49.6%        |
| Staff Nurse [Psychiatric]                    | 6.2%         | 8.6%         | 7.0%         | 7.7%         | 7.7%         | 6.3%         | 6.3%         |
| Staff Nurses [General/ Children's]           | 19.0%        | 25.3%        | 23.5%        | 22.7%        | 22.7%        | 11.7%        | 12.1%        |
| <b>Staff Nurse/ Staff Midwife</b>            | <b>71.4%</b> | <b>70.2%</b> | <b>69.4%</b> | <b>66.5%</b> | <b>66.5%</b> | <b>67.3%</b> | <b>68.0%</b> |
| Pre-registration Nurse Intern (COVID-19)     |              |              |              |              |              |              |              |
| <b>Nursing/ Midwifery Student</b>            |              |              |              |              |              |              |              |
| <b>Nursing &amp; Midwifery</b>               | <b>20.6%</b> | <b>19.5%</b> | <b>17.8%</b> | <b>16.6%</b> | <b>16.6%</b> | <b>15.8%</b> | <b>15.8%</b> |
| Dietitians                                   | 0.6%         |              |              | 0.2%         | 0.2%         | 0.2%         | 0.3%         |
| Occupational Therapists                      | 3.8%         | 3.7%         | 3.1%         | 3.6%         | 3.6%         | 2.7%         | 2.7%         |

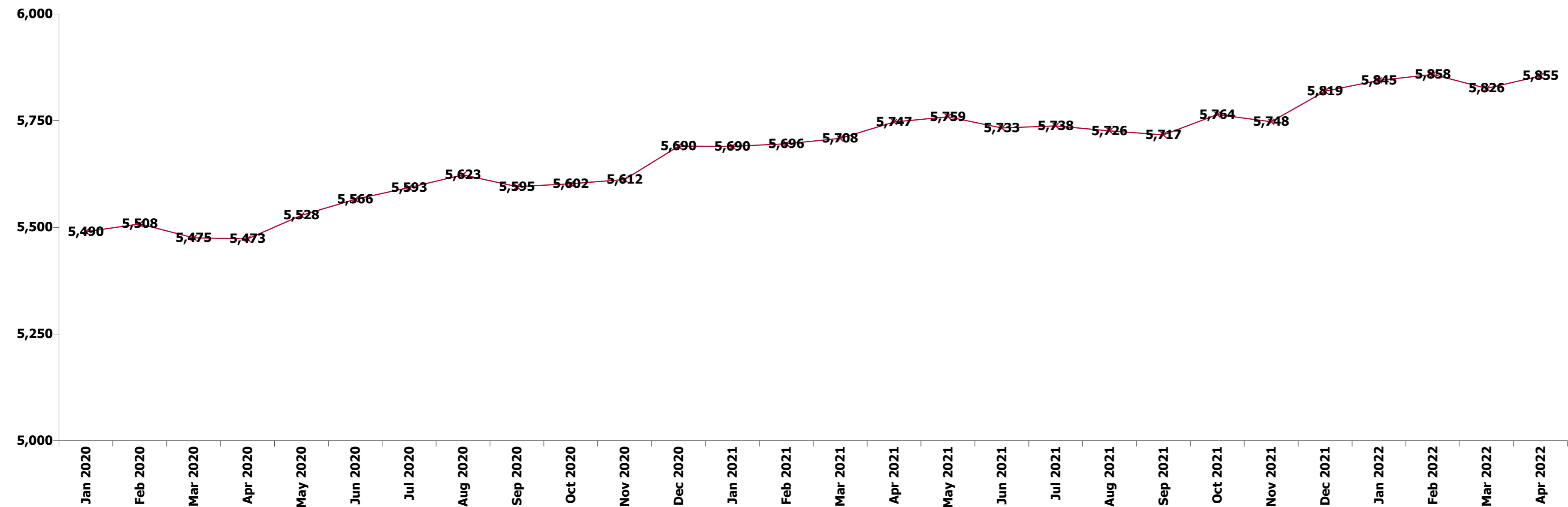
| Apr 2022 (Dec 2019 figure: 1,497)             | WTE Dec 2016 | WTE Dec 2017 | WTE Dec 2018 | WTE Dec 2019 | WTE Dec 2019 | WTE Mar 2022 | WTE Apr 2022 |
|---|--------------|--------------|--------------|--------------|--------------|--------------|--------------|
| <b>Disabilities</b>                           | <b>1,338</b> | <b>1,395</b> | <b>1,420</b> | <b>1,497</b> | <b>1,516</b> | <b>1,565</b> | <b>1,572</b> |
| Physiotherapists                              | 3.8%         | 4.0%         | 3.6%         | 4.0%         | 4.0%         | 3.2%         | 3.1%         |
| Speech & Language Therapists                  | 5.3%         | 5.4%         | 5.0%         | 5.1%         | 5.1%         | 4.5%         | 5.0%         |
| <b>Therapy Professions</b>                    | <b>13.6%</b> | <b>13.1%</b> | <b>11.7%</b> | <b>12.9%</b> | <b>12.9%</b> | <b>10.6%</b> | <b>11.0%</b> |
| <b>Social Care</b>                            | <b>63.8%</b> | <b>65.0%</b> | <b>67.9%</b> | <b>69.1%</b> | <b>69.1%</b> | <b>73.3%</b> | <b>73.0%</b> |
| <b>Social Workers</b>                         | <b>8.5%</b>  | <b>8.8%</b>  | <b>8.0%</b>  | <b>8.1%</b>  | <b>8.1%</b>  | <b>7.8%</b>  | <b>7.4%</b>  |
| <b>Psychologists</b>                          | <b>7.3%</b>  | <b>7.0%</b>  | <b>6.5%</b>  | <b>4.9%</b>  | <b>4.9%</b>  | <b>5.1%</b>  | <b>5.3%</b>  |
| Counsellor Therapists                         | 0.4%         | 0.7%         | 0.8%         | 1.0%         | 1.0%         | 1.6%         | 1.6%         |
| HSCP Trainees/ Students                       | 0.9%         | 0.2%         |              |              |              |              |              |
| Other Health & Social Care                    | 4.7%         | 4.3%         | 4.2%         | 3.2%         | 3.2%         | 1.6%         | 1.6%         |
| Play Therapists/ Specialists                  | 0.8%         | 0.9%         | 0.8%         | 0.8%         | 0.8%         |              |              |
| <b>H&amp;SC, Other</b>                        | <b>6.7%</b>  | <b>6.1%</b>  | <b>5.8%</b>  | <b>4.9%</b>  | <b>4.9%</b>  | <b>3.3%</b>  | <b>3.2%</b>  |
| <b>Health &amp; Social Care Professionals</b> | <b>19.3%</b> | <b>20.1%</b> | <b>21.6%</b> | <b>21.4%</b> | <b>21.4%</b> | <b>22.8%</b> | <b>22.8%</b> |
| Executive Management                          | 2.0%         | 1.9%         | 1.9%         | 1.9%         | 1.9%         | 1.6%         | 1.6%         |
| Senior Management (VIII & GM)                 | 11.7%        | 11.1%        | 12.5%        | 13.1%        | 13.1%        | 11.1%        | 11.9%        |
| <b>Management (VIII &amp; above)</b>          | <b>13.7%</b> | <b>13.0%</b> | <b>14.4%</b> | <b>15.0%</b> | <b>15.0%</b> | <b>12.7%</b> | <b>13.5%</b> |
| <b>Administrative/ Supervisory (V to VII)</b> | <b>34.7%</b> | <b>38.6%</b> | <b>36.6%</b> | <b>38.2%</b> | <b>38.2%</b> | <b>45.3%</b> | <b>44.5%</b> |
| <b>Clerical (III &amp; IV)</b>                | <b>51.7%</b> | <b>48.4%</b> | <b>49.1%</b> | <b>46.8%</b> | <b>46.8%</b> | <b>42.1%</b> | <b>42.1%</b> |
| <b>Management &amp; Administrative</b>        | <b>7.6%</b>  | <b>7.7%</b>  | <b>7.4%</b>  | <b>7.1%</b>  | <b>7.1%</b>  | <b>7.9%</b>  | <b>7.9%</b>  |
| Catering                                      | 1.7%         | 1.7%         | 0.9%         | 1.0%         | 1.0%         | 0.9%         | 1.0%         |
| Household Services                            | 34.0%        | 35.5%        | 33.5%        | 33.1%        | 33.1%        | 31.6%        | 32.5%        |
| Other Support                                 | 41.8%        | 41.1%        | 44.7%        | 43.3%        | 43.3%        | 45.6%        | 42.9%        |
| <b>Support</b>                                | <b>77.5%</b> | <b>78.2%</b> | <b>79.1%</b> | <b>77.5%</b> | <b>77.5%</b> | <b>78.0%</b> | <b>76.4%</b> |
| Maintenance                                   | 22.5%        | 21.8%        | 20.9%        | 22.5%        | 22.5%        | 20.2%        | 21.8%        |
| Technical Services                            |              |              |              |              |              | 1.8%         | 1.8%         |
| <b>Maintenance/ Technical</b>                 | <b>22.5%</b> | <b>21.8%</b> | <b>20.9%</b> | <b>22.5%</b> | <b>22.5%</b> | <b>22.0%</b> | <b>23.6%</b> |
| <b>General Support</b>                        | <b>4.3%</b>  | <b>4.3%</b>  | <b>4.0%</b>  | <b>3.9%</b>  | <b>3.9%</b>  | <b>3.5%</b>  | <b>3.5%</b>  |
| <b>Health Care Assistants</b>                 | <b>81.9%</b> | <b>82.7%</b> | <b>82.5%</b> | <b>82.3%</b> | <b>82.3%</b> | <b>82.7%</b> | <b>82.8%</b> |
| Home Care Services                            | 1.0%         | 0.9%         | 0.9%         | 0.7%         | 0.7%         | 0.6%         | 0.5%         |
| Other Care Grades                             | 2.2%         | 2.0%         | 1.9%         | 2.0%         | 2.0%         | 3.5%         | 3.5%         |
| Pastoral Care                                 | 0.3%         | 0.3%         | 0.3%         | 0.3%         | 0.3%         | 0.3%         | 0.3%         |
| Workshop Services                             | 14.6%        | 14.1%        | 14.5%        | 14.7%        | 14.7%        | 12.9%        | 12.9%        |
| <b>Care, other</b>                            | <b>18.1%</b> | <b>17.3%</b> | <b>17.5%</b> | <b>17.7%</b> | <b>17.7%</b> | <b>17.3%</b> | <b>17.2%</b> |
| <b>Patient &amp; Client Care</b>              | <b>47.8%</b> | <b>48.0%</b> | <b>48.8%</b> | <b>50.6%</b> | <b>50.6%</b> | <b>49.6%</b> | <b>49.6%</b> |
| <b>Total</b>                                  | <b>100 %</b> | <b>100 %</b> | <b>100 %</b> | <b>100 %</b> | <b>100 %</b> | <b>100 %</b> | <b>100 %</b> |

| Apr 2022 (Dec 2019 figure: 1,606)            | WTE Dec 2016  | WTE Dec 2017  | WTE Dec 2018  | WTE Dec 2019  | WTE Dec 2019  | WTE Mar 2022  | WTE Apr 2022  |
|--|---------------|---------------|---------------|---------------|---------------|---------------|---------------|
| <b>Older People</b>                          | <b>1,376</b>  | <b>1,586</b>  | <b>1,641</b>  | <b>1,606</b>  | <b>1,590</b>  | <b>1,500</b>  | <b>1,523</b>  |
| <b>Medical/ Dental, other</b>                | <b>100.0%</b> | <b>100.0%</b> | <b>100.0%</b> | <b>100.0%</b> | <b>100.0%</b> | <b>100.0%</b> | <b>100.0%</b> |
| <b>Medical &amp; Dental</b>                  | <b>0.8%</b>   | <b>0.7%</b>   | <b>0.7%</b>   | <b>0.7%</b>   | <b>0.7%</b>   | <b>0.6%</b>   | <b>0.6%</b>   |
| Clinical Nurse/ Midwife Manager              | 10.7%         | 11.4%         | 11.4%         | 10.2%         | 10.2%         | 12.1%         | 12.7%         |
| Director Nursing/Midwifery, Assistant        | 1.0%          | 1.5%          | 1.3%          | 1.6%          | 1.6%          | 2.0%          | 1.6%          |
| Director of Nursing/Midwifery                | 3.5%          | 3.4%          | 3.8%          | 4.3%          | 4.3%          | 3.6%          | 3.7%          |
| <b>Nurse/ Midwife Manager</b>                | <b>15.2%</b>  | <b>16.3%</b>  | <b>16.5%</b>  | <b>16.1%</b>  | <b>16.1%</b>  | <b>17.7%</b>  | <b>18.0%</b>  |
| <b>Nurse/ Midwife Specialist &amp; AN/MP</b> |               |               |               | <b>0.6%</b>   | <b>0.6%</b>   | <b>1.5%</b>   | <b>1.6%</b>   |
| Staff Midwives                               | 0.1%          | 0.2%          |               |               |               |               |               |
| Staff Nurse [Intellectual Disability]        |               | 0.2%          |               |               |               |               |               |
| Staff Nurses [General/ Children's]           | 84.5%         | 83.0%         | 83.2%         | 83.2%         | 83.2%         | 80.5%         | 80.2%         |
| <b>Staff Nurse/ Staff Midwife</b>            | <b>84.6%</b>  | <b>83.4%</b>  | <b>83.2%</b>  | <b>83.2%</b>  | <b>83.2%</b>  | <b>80.5%</b>  | <b>80.2%</b>  |
| <b>Public Health Nurse</b>                   | <b>0.2%</b>   | <b>0.2%</b>   | <b>0.3%</b>   | <b>0.2%</b>   | <b>0.2%</b>   | <b>0.3%</b>   | <b>0.3%</b>   |

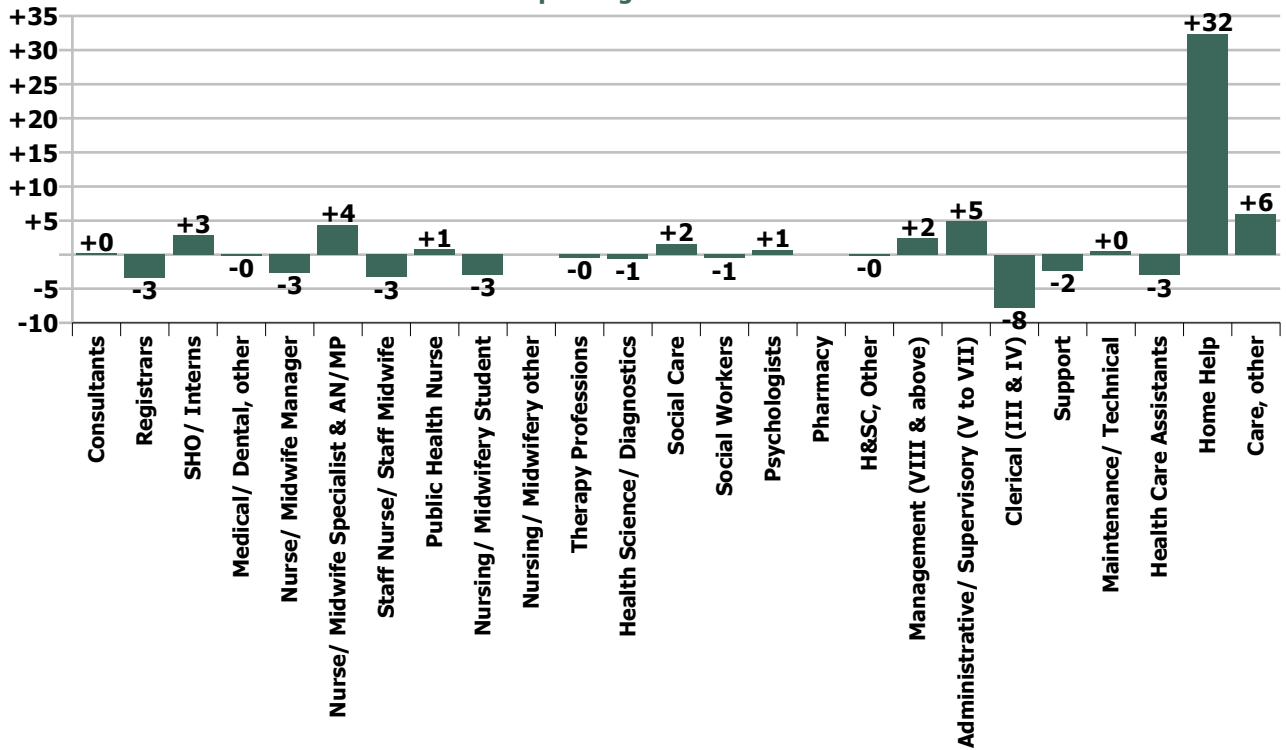
| Apr 2022 (Dec 2019 figure: 1,606)             | WTE Dec 2016 | WTE Dec 2017 | WTE Dec 2018 | WTE Dec 2019 | WTE Dec 2019 | WTE Mar 2022 | WTE Apr 2022 |
|---|--------------|--------------|--------------|--------------|--------------|--------------|--------------|
| <b>Older People</b>                           | <b>1,376</b> | <b>1,586</b> | <b>1,641</b> | <b>1,606</b> | <b>1,590</b> | <b>1,500</b> | <b>1,523</b> |
| <b>Nursing &amp; Midwifery</b>                | <b>27.0%</b> | <b>24.1%</b> | <b>22.8%</b> | <b>22.6%</b> | <b>22.6%</b> | <b>24.6%</b> | <b>24.6%</b> |
| Dietitians                                    | 6.6%         | 6.1%         |              | 1.3%         | 1.3%         |              |              |
| Occupational Therapists                       | 26.3%        | 21.9%        | 26.6%        | 25.5%        | 25.5%        | 24.2%        | 23.5%        |
| Physiotherapists                              | 38.2%        | 38.5%        | 38.4%        | 36.1%        | 36.1%        | 41.1%        | 39.3%        |
| Speech & Language Therapists                  | 2.8%         | 5.7%         | 5.5%         | 5.3%         | 5.3%         | 2.9%         | 8.3%         |
| <b>Therapy Professions</b>                    | <b>74.0%</b> | <b>72.2%</b> | <b>70.4%</b> | <b>68.2%</b> | <b>68.2%</b> | <b>68.3%</b> | <b>71.1%</b> |
| Radiographers                                 | 1.7%         | 1.7%         | 1.7%         | 1.6%         | 1.6%         | 1.8%         | 1.7%         |
| <b>Health Science/ Diagnostics</b>            | <b>1.7%</b>  | <b>1.7%</b>  | <b>1.7%</b>  | <b>1.6%</b>  | <b>1.6%</b>  | <b>1.8%</b>  | <b>1.7%</b>  |
| <b>Social Workers</b>                         | <b>21.3%</b> | <b>24.6%</b> | <b>26.5%</b> | <b>27.5%</b> | <b>27.5%</b> | <b>28.5%</b> | <b>25.9%</b> |
| <b>Pharmacy</b>                               | <b>1.4%</b>  | <b>1.5%</b>  | <b>1.4%</b>  | <b>2.7%</b>  | <b>2.7%</b>  | <b>1.5%</b>  | <b>1.4%</b>  |
| Play Therapists/ Specialists                  | 1.6%         | 0.0%         | 0.0%         | 0.0%         | 0.0%         |              |              |
| <b>H&amp;SC, Other</b>                        | <b>1.6%</b>  |              | <b>0.0%</b>  | <b>0.0%</b>  | <b>0.0%</b>  |              |              |
| <b>Health &amp; Social Care Professionals</b> | <b>2.6%</b>  | <b>2.2%</b>  | <b>2.2%</b>  | <b>2.3%</b>  | <b>2.3%</b>  | <b>2.4%</b>  | <b>2.4%</b>  |
| <b>Management (VIII &amp; above)</b>          | <b>2.9%</b>  | <b>1.2%</b>  | <b>2.2%</b>  | <b>2.5%</b>  | <b>2.5%</b>  | <b>4.9%</b>  | <b>5.1%</b>  |
| <b>Administrative/ Supervisory (V to VII)</b> | <b>9.0%</b>  | <b>8.3%</b>  | <b>9.4%</b>  | <b>9.4%</b>  | <b>9.4%</b>  | <b>18.9%</b> | <b>18.4%</b> |
| <b>Clerical (III &amp; IV)</b>                | <b>88.0%</b> | <b>90.5%</b> | <b>88.4%</b> | <b>88.1%</b> | <b>88.1%</b> | <b>76.2%</b> | <b>76.5%</b> |
| <b>Management &amp; Administrative</b>        | <b>5.0%</b>  | <b>5.2%</b>  | <b>5.6%</b>  | <b>5.1%</b>  | <b>5.1%</b>  | <b>5.2%</b>  | <b>5.2%</b>  |
| Catering                                      | 33.4%        | 32.8%        | 37.6%        | 39.2%        | 39.2%        | 39.5%        | 39.7%        |
| Household Services                            | 37.9%        | 37.1%        | 32.9%        | 30.2%        | 30.2%        | 30.2%        | 30.4%        |
| Other Support                                 | 2.6%         | 2.8%         | 1.2%         | 1.3%         | 1.3%         | 1.4%         | 1.4%         |
| Portering                                     | 6.4%         | 6.8%         | 5.5%         | 3.9%         | 3.9%         | 2.8%         | 2.9%         |
| <b>Support</b>                                | <b>80.3%</b> | <b>79.5%</b> | <b>77.3%</b> | <b>74.7%</b> | <b>74.7%</b> | <b>73.9%</b> | <b>74.4%</b> |
| <b>Maintenance/ Technical</b>                 | <b>19.7%</b> | <b>20.5%</b> | <b>22.7%</b> | <b>25.3%</b> | <b>25.3%</b> | <b>26.1%</b> | <b>25.6%</b> |
| <b>General Support</b>                        | <b>6.3%</b>  | <b>5.1%</b>  | <b>5.0%</b>  | <b>4.7%</b>  | <b>4.7%</b>  | <b>4.6%</b>  | <b>4.6%</b>  |
| Attendant/ Aide                               | 40.2%        | 32.6%        | 30.7%        | 28.7%        | 28.7%        | 29.8%        | 25.5%        |
| Health Care Assistant/ Care Assistant         | 22.6%        | 19.7%        | 20.7%        | 20.6%        | 20.6%        | 25.6%        | 27.7%        |
| Health & Social Care Assistants               | 0.5%         | 0.4%         | 0.4%         | 0.3%         | 0.3%         | 0.4%         | 0.5%         |
| <b>Health Care Assistants</b>                 | <b>63.3%</b> | <b>52.6%</b> | <b>51.8%</b> | <b>49.6%</b> | <b>49.6%</b> | <b>55.8%</b> | <b>53.7%</b> |
| <b>Home Help</b>                              | <b>34.9%</b> | <b>45.0%</b> | <b>46.0%</b> | <b>48.1%</b> | <b>48.1%</b> | <b>39.1%</b> | <b>41.3%</b> |
| Home Care Services                            | 1.0%         | 1.6%         | 1.5%         | 1.6%         | 1.6%         | 4.2%         | 4.1%         |
| Other Care Grades                             | 0.1%         | 0.1%         | 0.2%         | 0.2%         | 0.2%         | 0.2%         | 0.2%         |
| Pastoral Care                                 | 0.6%         | 0.5%         | 0.5%         | 0.5%         | 0.5%         | 0.5%         | 0.5%         |
| Workshop Services                             | 0.1%         | 0.1%         | 0.1%         | 0.1%         | 0.1%         | 0.1%         | 0.1%         |
| <b>Care, other</b>                            | <b>1.8%</b>  | <b>2.4%</b>  | <b>2.3%</b>  | <b>2.4%</b>  | <b>2.4%</b>  | <b>5.1%</b>  | <b>5.0%</b>  |
| <b>Patient &amp; Client Care</b>              | <b>58.4%</b> | <b>62.8%</b> | <b>63.7%</b> | <b>64.7%</b> | <b>64.7%</b> | <b>62.6%</b> | <b>62.6%</b> |
| <b>Total</b>                                  | <b>100 %</b> | <b>100 %</b> | <b>100 %</b> | <b>100 %</b> | <b>100 %</b> | <b>100 %</b> | <b>100 %</b> |

Summary Staff Movement: April 2022

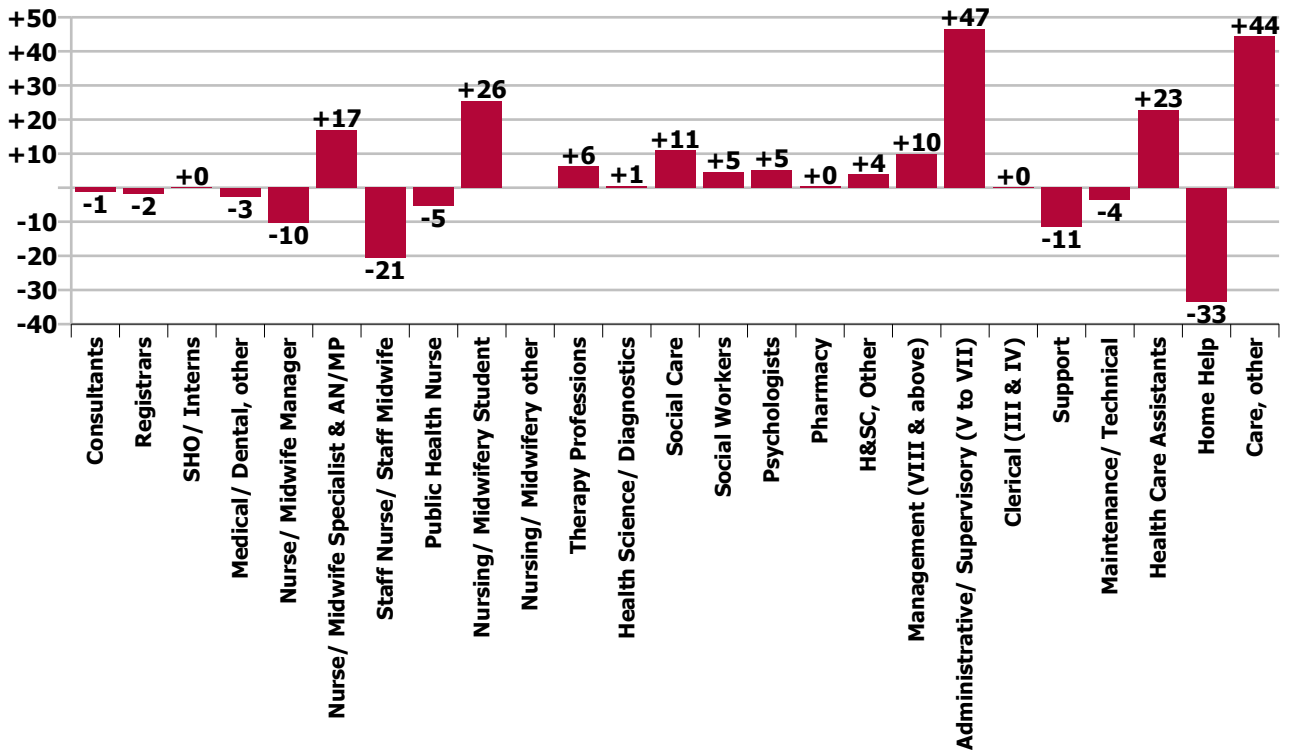
| Month-on-month Summary       |                       |         |             |            |              |                        |                  |                        |                                   |                            |                     |                            |                          |                     |                     |                             |             |                |               |          |             |                                    |                           |   |                     |                             |                 |                       |
|------------------------------|-----------------------|---------|-------------|------------|--------------|------------------------|------------------|------------------------|-----------------------------------|----------------------------|---------------------|----------------------------|--------------------------|---------------------|---------------------|-----------------------------|-------------|----------------|---------------|----------|-------------|------------------------------------|---------------------------|---|---------------------|-----------------------------|-----------------|-----------------------|
| WTE change since Mar 22      | % change since Mar 22 | overall | Consultants | Registrars | SHO/ Interns | Medical/ Dental, other | Medical & Dental | Nurse/ Midwife Manager | Nurse/ Midwife Specialist & AN/MP | Staff Nurse/ Staff Midwife | Public Health Nurse | Nursing/ Midwifery Student | Nursing/ Midwifery other | Nursing & Midwifery | Therapy Professions | Health Science/ Diagnostics | Social Care | Social Workers | Psychologists | Pharmacy | H&SC, Other | Health & Social Care Professionals | Management (VIII & above) | Administrativ e/ Supervisory (V to VII) | Clerical (III & IV) | Management & Administrative | General Support | Patient & Client Care |
| Overall                      | +0.5%                 | +29     | +0.2        | -3.4       | +2.8         | -0.2                   | -0.6             | -2.6                   | +4.3                              | -3.3                       | +0.8                | -3.0                       | 0.0                      | -3.8                | -0.5                | -0.6                        | +1.6        | -0.5           | +0.7          | 0.0      | -0.2        | +0.5                               | +2.3                      | +4.9                                    | -7.7                | -0.5                        | -1.9            | +35.3                 |
| Community Health & Wellbeing | +4.7%                 | +1      |             |            |              |                        |                  |                        |                                   |                            |                     |                            |                          |                     |                     |                             |             |                |               |          |             |                                    | 0.0                       | 0.0                                     | 0.0                 | 0.0                         |                 | +0.5                  |
| Mental Health                | -0.1%                 | -1      | +0.2        | +0.2       | +0.9         | +1.0                   | +2.3             | -1.5                   | +2.0                              | -1.0                       |                     | -3.0                       | 0.0                      | -3.5                | -1.3                |                             | -0.4        | +0.9           | -1.3          | 0.0      | -0.2        | -2.4                               | +0.0                      | +2.3                                    | -1.2                | +1.1                        | +1.7            | -0.6                  |
| Primary Care                 | -0.1%                 | -1      | 0.0         | -1.6       | -0.1         | -1.2                   | -2.9             | +0.1                   | +2.2                              | +0.9                       | +0.8                | 0.0                        |                          | +4.1                | -3.6                | -0.6                        | +0.7        | +0.0           | +1.0          | 0.0      | +0.2        | -2.3                               | +0.8                      | +2.8                                    | -3.9                | -0.3                        | -0.2            | +0.7                  |
| Disabilities                 | +0.5%                 | +7      | 0.0         | -2.0       | +2.0         | 0.0                    | 0.0              | -1.1                   | 0.0                               | +2.4                       |                     |                            |                          | +1.2                | +1.9                |                             | +1.4        | -1.2           | +1.0          |          | -0.1        | +3.0                               | +1.0                      | -1.2                                    | -0.1                | -0.3                        | -2.4            | +5.7                  |
| Older People                 | +1.5%                 | +22     |             |            |              | 0.0                    | 0.0              | -0.1                   | +0.1                              | -5.6                       | 0.0                 |                            |                          | -5.7                | +2.5                | 0.0                         |             | -0.3           |               | 0.0      |             | +2.2                               | +0.0                      | -0.8                                    | -1.4                | -2.2                        | -1.0            | +29.0                 |
| Social Care                  | +1.0%                 | +30     | 0.0         | -2.0       | +2.0         | 0.0                    | 0.0              | -1.3                   | +0.1                              | -3.3                       | 0.0                 |                            |                          | -4.4                | +4.4                | 0.0                         | +1.4        | -1.5           | +1.0          | 0.0      | -0.1        | +5.2                               | +1.0                      | -2.0                                    | -1.5                | -2.5                        | -3.4            | +34.7                 |
| CHO Operations               | +1.9%                 | +1      |             |            |              |                        |                  | +0.0                   | -0.0                              |                            |                     |                            |                          | +0.0                |                     |                             |             |                |               | 0.0      |             | 0.0                                | +0.5                      | +1.8                                    | -1.1                | +1.3                        |                 |                       |
| CHO Operations               | +1.9%                 | +1      |             |            |              |                        |                  | +0.0                   | -0.0                              |                            |                     |                            |                          | +0.0                |                     |                             |             |                |               | 0.0      |             | 0.0                                | +0.5                      | +1.8                                    | -1.1                | +1.3                        |                 |                       |
| Change                       | +29.1                 | +0.5%   | +0.5%       | -3.8%      | +7.5%        | -0.4%                  | -0.3%            | -0.8%                  | +3.6%                             | -0.4%                      | +0.4%               | -6.0%                      |                          | -0.2%               | -0.1%               | -6.3%                       | +0.6%       | -0.6%          | +0.8%         |          | -0.3%       | +0.1%                              | +3.5%                     | +2.4%                                   | -1.7%               | -0.1%                       | -0.9%           | +1.7%                 |
| Year-on-year Summary         |                       |         |             |            |              |                        |                  |                        |                                   |                            |                     |                            |                          |                     |                     |                             |             |                |               |          |             |                                    |                           |   |                     |                             |                 |                       |
| WTE change since Apr 21      | % change since Apr 21 | overall | Consultants | Registrars | SHO/ Interns | Medical/ Dental, other | Medical & Dental | Nurse/ Midwife Manager | Nurse/ Midwife Specialist & AN/MP | Staff Nurse/ Staff Midwife | Public Health Nurse | Nursing/ Midwifery Student | Nursing/ Midwifery other | Nursing & Midwifery | Therapy Professions | Health Science/ Diagnostics | Social Care | Social Workers | Psychologists | Pharmacy | H&SC, Other | Health & Social Care Professionals | Management (VIII & above) | Administrativ e/ Supervisory (V to VII) | Clerical (III & IV) | Management & Administrative | General Support | Patient & Client Care |
| Overall                      | +1.9%                 | +108    | -1.3        | -1.7       | +0.2         | -2.6                   | -5.4             | -10.3                  | +16.9                             | -20.5                      | -5.4                | +25.5                      | 0.0                      | +6.2                | +6.3                | +0.5                        | +11.0       | +4.7           | +5.2          | +0.5     | +3.9        | +31.9                              | +9.9                      | +46.6                                   | +0.1                | +56.6                       | -15.1           | +33.8                 |
| Community Health & Wellbeing | +4.7%                 | +1      |             |            |              |                        |                  |                        |                                   |                            |                     |                            |                          |                     |                     |                             |             |                |               |          |             |                                    | 0.0                       | -4.1                                    | 0.0                 | -4.1                        |                 | +5.4                  |
| Mental Health                | -0.1%                 | -1      | -2.3        | +3.1       | -2.7         | +0.4                   | -1.5             | +1.3                   | +8.9                              | -23.7                      |                     | +5.5                       | 0.0                      | -8.0                | -6.9                |                             | -2.3        | +2.6           | +2.7          | +0.7     | -0.5        | -3.8                               | +1.4                      | +0.7                                    | -4.6                | -2.6                        | -4.9            | -6.7                  |
| Primary Care                 | -0.1%                 | -1      | +1.0        | -2.9       | +0.9         | -2.0                   | -2.9             | -7.4                   | +2.9                              | +1.0                       | -5.4                | +20.0                      |                          | +11.1               | +12.2               | +0.5                        | +1.1        | +3.8           | -1.2          | -0.7     | +4.2        | +20.0                              | -11.7                     | -0.2                                    | -9.3                | -21.2                       | -0.7            | +49.5                 |
| Disabilities                 | +3.7%                 | +55.6   | 0.0         | -2.0       | +2.0         | 0.0                    | +0.0             | -7.5                   | -0.5                              | +5.5                       |                     |                            |                          | -2.4                | +5.5                |                             | +12.2       | -0.6           | +3.6          |          | +0.2        | +21.0                              | +0.9                      | +11.6                                   | +2.7                | +15.2                       | -0.3            | +22.0                 |
| Older People                 | -3.0%                 | -47.0   |             |            |              | -1.0                   | -1.0             | -2.4                   | +3.9                              | -3.4                       | 0.0                 |                            |                          | -1.9                | -4.5                | 0.0                         |             | -1.2           |               | -0.5     |             | -6.2                               | +3.0                      | +6.7                                    | -1.9                | +7.8                        | -9.3            | -36.4                 |
| Social Care                  | +1.0%                 | +30     | 0.0         | -2.0       | +2.0         | -1.0                   | -1.0             | -10.0                  | +3.4                              | +2.2                       | 0.0                 |                            |                          | -4.4                | +1.0                | 0.0                         | +12.2       | -1.8           | +3.6          | -0.5     | +0.2        | +14.8                              | +3.9                      | +18.2                                   | +0.9                | +23.0                       | -9.5            | -14.4                 |
| CHO Operations               | -100.0%               | +69.9   |             |            |              |                        |                  | +5.8                   | +1.7                              |                            |                     |                            |                          | +7.5                |                     |                             |             |                |               | +1.0     |             | +1.0                               | +16.3                     | +32.0                                   | +13.2               | +61.5                       |                 |                       |
| CHO Operations               | +1.9%                 | +1      |             |            |              |                        |                  | +5.8                   | +1.7                              |                            |                     |                            |                          | +7.5                |                     |                             |             |                |               | +1.0     |             | +1.0                               | +16.3                     | +32.0                                   | +13.2               | +61.5                       |                 |                       |
| Change                       | +108.0                | +1.9%   | -2.9%       | -1.9%      | +0.4%        | -4.5%                  | -2.3%            | -3.1%                  | +15.5%                            | -2.2%                      | -2.8%               | +118.6%                    |                          | +0.4%               | +1.7%               | +6.3%                       | +4.0%       | +5.5%          | +6.3%         | +10.1%   | +6.6%       | +3.6%                              | +16.9%                    | +29.0%                                  | +0.0%               | +8.5%                       | -6.6%           | +1.6%                 |



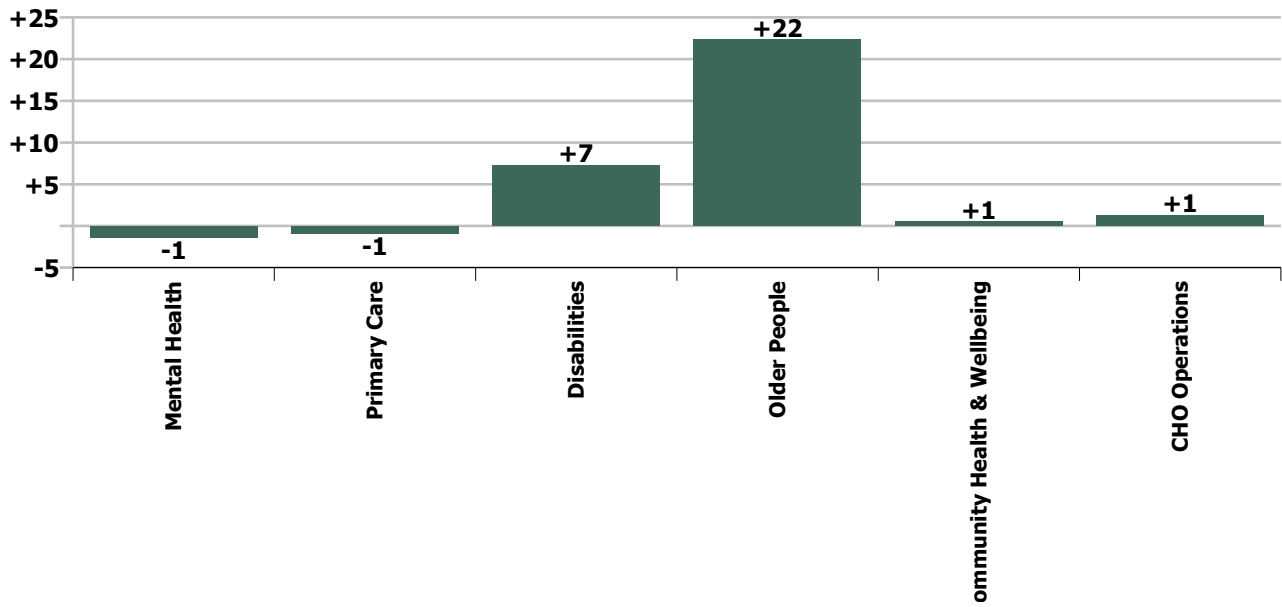
Staff Group change since: Mar 2022



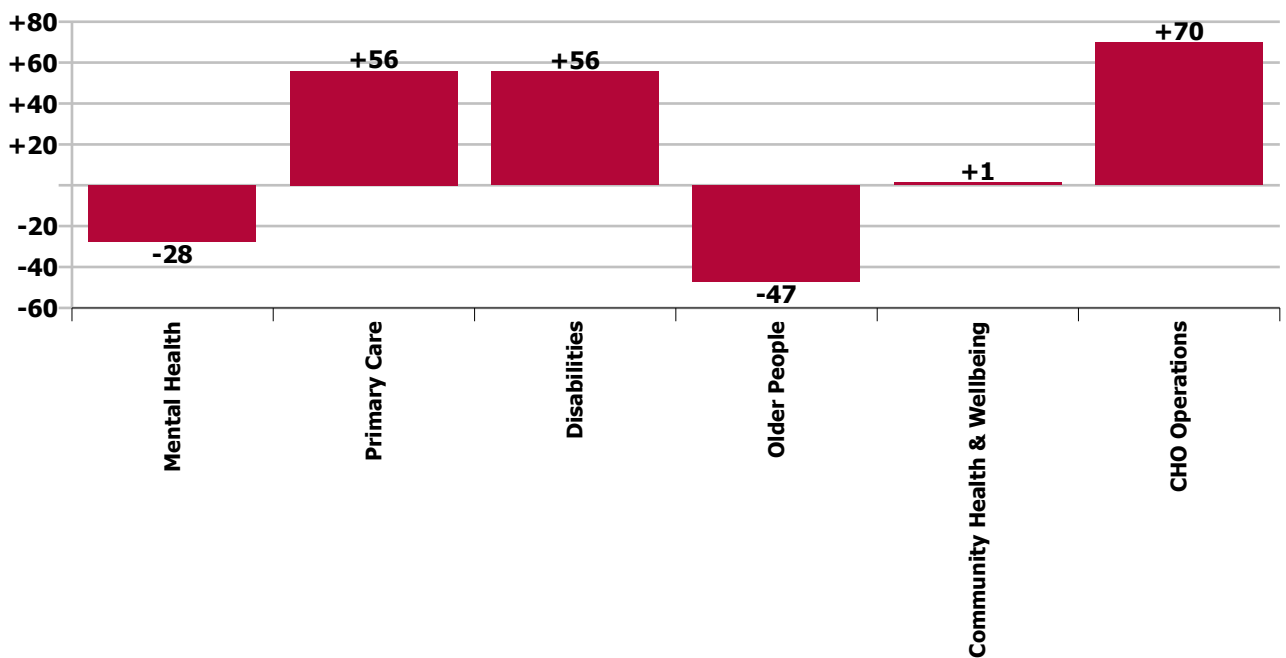
Staff Group change since: Apr 2021



Care Group change since: Mar 2022



Care Group change since: Apr 2021



## Longitudinal Employment Levels by Grade Group - Dec 2016 to Apr 2022

| Apr 2022 (Dec 2016 figure: 5,236)            | WTE Apr 2022 | WTE change since Dec 16 | WTE change since Dec 17 | WTE change since Dec 18 | WTE change since Dec 19 | WTE change since Dec 20 | WTE change since Mar 22 | % change since Dec 16 | % change since Dec 17 | % change since Dec 18 | % change since Dec 19 | % change since Dec 20 | % change since Mar 22 |
|--|--------------|-------------------------|-------------------------|-------------------------|-------------------------|-------------------------|-------------------------|-----------------------|-----------------------|-----------------------|-----------------------|-----------------------|-----------------------|
| <b>Overall</b>                               | <b>5,855</b> | <b>+619</b>             | <b>+478</b>             | <b>+296</b>             | <b>+310</b>             | <b>+165</b>             | <b>+29</b>              | <b>+11.8%</b>         | <b>+8.9%</b>          | <b>+5.3%</b>          | <b>+5.6%</b>          | <b>+2.9%</b>          | <b>+0.5%</b>          |
| Consultant Medicine                          | 3            | +2                      | +2                      | +2                      | +2                      | +2                      |                         | +200.0%               | +200.0%               | +200.0%               | +200.0%               | +200.0%               |                       |
| Consultant Paediatrics                       | 1            |                         |                         |                         |                         |                         |                         |                       |                       |                       |                       |                       |                       |
| Consultant Psychiatry                        | 40           | +8                      | +6                      | +5                      | -0                      | +0                      | +0                      | +24.8%                | +18.3%                | +15.7%                | -0.2%                 | +1.1%                 | +0.5%                 |
| Consultant Surgery                           |              | -1                      | -1                      | -0                      | -0                      | -0                      |                         | -100.0%               | -100.0%               | -100.0%               | -100.0%               | -100.0%               | -100.0%               |
| <b>Consultants</b>                           | <b>44</b>    | <b>+9</b>               | <b>+7</b>               | <b>+7</b>               | <b>+2</b>               | <b>+2</b>               | <b>+0</b>               | <b>+24.5%</b>         | <b>+18.6%</b>         | <b>+19.3%</b>         | <b>+3.9%</b>          | <b>+5.1%</b>          | <b>+0.5%</b>          |
| Registrar                                    | 70           | +19                     | +11                     | +12                     | +12                     | +6                      | -4                      | +36.2%                | +18.1%                | +20.1%                | +20.8%                | +9.1%                 | -4.8%                 |
| Senior Registrar                             | 16           | +8                      | +8                      | +5                      | -1                      | -6                      | +0                      | +100.0%               | +88.2%                | +39.1%                | -5.9%                 | -25.6%                | +1.0%                 |
| <b>Registrars</b>                            | <b>86</b>    | <b>+27</b>              | <b>+18</b>              | <b>+16</b>              | <b>+11</b>              | <b>+0</b>               | <b>-3</b>               | <b>+44.7%</b>         | <b>+26.9%</b>         | <b>+23.2%</b>         | <b>+14.8%</b>         | <b>+0.4%</b>          | <b>-3.8%</b>          |
| Senior House Officer                         | 40           | +3                      | +2                      | -2                      | +4                      | -3                      | +3                      | +8.9%                 | +6.6%                 | -4.4%                 | +11.9%                | -6.3%                 | +7.5%                 |
| <b>SHO/ Interns</b>                          | <b>40</b>    | <b>+3</b>               | <b>+2</b>               | <b>-2</b>               | <b>+4</b>               | <b>-3</b>               | <b>+3</b>               | <b>+8.9%</b>          | <b>+6.6%</b>          | <b>-4.4%</b>          | <b>+11.9%</b>         | <b>-6.3%</b>          | <b>+7.5%</b>          |
| Dentists                                     | 21           | -1                      | -1                      | -2                      | -0                      | -0                      | +0                      | -2.7%                 | -4.2%                 | -9.8%                 | -1.0%                 | -1.6%                 | +0.2%                 |
| Other Medical                                | 34           | -4                      | -4                      | -5                      | -4                      | -7                      | -0                      | -11.8%                | -11.6%                | -12.7%                | -10.5%                | -17.1%                | -0.7%                 |
| <b>Medical/ Dental, other</b>                | <b>55</b>    | <b>-5</b>               | <b>-5</b>               | <b>-7</b>               | <b>-4</b>               | <b>-7</b>               | <b>-0</b>               | <b>-8.5%</b>          | <b>-8.9%</b>          | <b>-11.6%</b>         | <b>-7.1%</b>          | <b>-11.8%</b>         | <b>-0.4%</b>          |
| <b>Medical &amp; Dental</b>                  | <b>225</b>   | <b>+34</b>              | <b>+22</b>              | <b>+14</b>              | <b>+13</b>              | <b>-7</b>               | <b>-1</b>               | <b>+17.5%</b>         | <b>+11.0%</b>         | <b>+6.8%</b>          | <b>+6.1%</b>          | <b>-3.2%</b>          | <b>-0.3%</b>          |
| Clinical Nurse/ Midwife Manager              | 259          | +22                     | +20                     | +5                      | +18                     | +3                      | +0                      | +9.5%                 | +8.2%                 | +2.1%                 | +7.4%                 | +1.0%                 | +0.1%                 |
| Director Nursing/Midwifery, Assistant        | 41           | +3                      | -0                      | +1                      | -4                      | -3                      | -3                      | +8.5%                 | -0.1%                 | +3.1%                 | -9.3%                 | -6.4%                 | -6.9%                 |
| Director of Nursing/Midwifery                | 22           | +1                      | +1                      | +1                      | -1                      | -2                      | +0                      | +4.5%                 | +5.0%                 | +2.8%                 | -6.1%                 | -8.7%                 | +0.8%                 |
| <b>Nurse/ Midwife Manager</b>                | <b>321</b>   | <b>+26</b>              | <b>+21</b>              | <b>+7</b>               | <b>+12</b>              | <b>-2</b>               | <b>-3</b>               | <b>+9.0%</b>          | <b>+6.8%</b>          | <b>+2.3%</b>          | <b>+4.0%</b>          | <b>-0.7%</b>          | <b>-0.8%</b>          |
| Advanced Nurse/ Midwife Practitioner         | 16           | +13                     | +12                     | +10                     | +7                      | +5                      | +0                      | +429.7%               | +297.3%               | +164.8%               | +76.6%                | +45.8%                | +1.5%                 |
| Clinical Nurse/ Midwife Specialist           | 111          | +46                     | +34                     | +32                     | +27                     | +14                     | +4                      | +72.5%                | +43.4%                | +41.3%                | +32.3%                | +14.0%                | +3.9%                 |
| <b>Nurse/ Midwife Specialist &amp; AN/MP</b> | <b>127</b>   | <b>+59</b>              | <b>+45</b>              | <b>+42</b>              | <b>+34</b>              | <b>+19</b>              | <b>+4</b>               | <b>+88.5%</b>         | <b>+56.0%</b>         | <b>+50.1%</b>         | <b>+36.6%</b>         | <b>+17.2%</b>         | <b>+3.6%</b>          |
| Staff Midwives                               |              | -0                      | -1                      |                         |                         |                         |                         | -100.0%               | -100.0%               | -100.0%               | -100.0%               | -100.0%               | -100.0%               |
| Staff Nurse [Intellectual Disability]        | 123          | -4                      | +24                     | +25                     | +33                     | +3                      | +1                      | -3.5%                 | +24.1%                | +25.2%                | +37.1%                | +2.2%                 | +0.8%                 |
| Staff Nurse [Psychiatric]                    | 367          | -16                     | -4                      | -3                      | -5                      | +2                      | -2                      | -4.1%                 | -1.1%                 | -0.9%                 | -1.3%                 | +0.5%                 | -0.5%                 |
| Staff Nurses [General/ Children's]           | 426          | -22                     | -39                     | -29                     | -11                     | +3                      | -2                      | -5.0%                 | -8.4%                 | -6.4%                 | -2.5%                 | +0.7%                 | -0.6%                 |
| <b>Staff Nurse/ Staff Midwife</b>            | <b>915</b>   | <b>-43</b>              | <b>-20</b>              | <b>-8</b>               | <b>+17</b>              | <b>+7</b>               | <b>-3</b>               | <b>-4.5%</b>          | <b>-2.1%</b>          | <b>-0.8%</b>          | <b>+1.9%</b>          | <b>+0.8%</b>          | <b>-0.4%</b>          |
| <b>Public Health Nurse</b>                   | <b>186</b>   | <b>+10</b>              | <b>+12</b>              | <b>-1</b>               | <b>-6</b>               | <b>-13</b>              | <b>+1</b>               | <b>+5.5%</b>          | <b>+6.8%</b>          | <b>-0.5%</b>          | <b>-2.9%</b>          | <b>-6.3%</b>          | <b>+0.4%</b>          |
| Pre-registration Nurse/ Midwife Intern       | 23           | +23                     | +10                     | +23                     | +23                     | +23                     | -2                      | -100.0%               | +75.0%                | -100.0%               | +19066.7%             | -100.0%               | -8.0%                 |
| Pre-registration Nurse Intern (COVID-19)     |              |                         |                         |                         |                         | -11                     |                         | -100.0%               | -100.0%               | -100.0%               | -100.0%               | -100.0%               | -100.0%               |
| Post-registration Nurse/ Midwife Student     | 20           | +9                      | +4                      | +7                      | +16                     | +20                     |                         | +81.8%                | +25.0%                | +53.8%                | +400.0%               | -100.0%               |                       |
| Nursing/ Midwifery awaiting registration     | 4            | +4                      | +4                      | -7                      | -1                      | +4                      | -1                      | -100.0%               | -100.0%               | -63.6%                | -15.8%                | -100.0%               | -20.0%                |
| <b>Nursing/ Midwifery Student</b>            | <b>47</b>    | <b>+36</b>              | <b>+18</b>              | <b>+23</b>              | <b>+38</b>              | <b>+36</b>              | <b>-3</b>               | <b>+327.3%</b>        | <b>+61.3%</b>         | <b>+95.8%</b>         | <b>+429.9%</b>        | <b>+333.2%</b>        | <b>-6.0%</b>          |
| <b>Nursing/ Midwifery other</b>              | <b>2</b>     | <b>+2</b>               |                         | <b>-1</b>               |                         | <b>+0</b>               |                         | <b>-100.0%</b>        |                       | <b>-33.3%</b>         |                       | <b>+25.0%</b>         |                       |
| <b>Nursing &amp; Midwifery</b>               | <b>1,598</b> | <b>+91</b>              | <b>+76</b>              | <b>+63</b>              | <b>+96</b>              | <b>+48</b>              | <b>-4</b>               | <b>+6.0%</b>          | <b>+5.0%</b>          | <b>+4.1%</b>          | <b>+6.4%</b>          | <b>+3.1%</b>          | <b>-0.2%</b>          |
| Dietitians                                   | 23           | +5                      | +4                      | +3                      | +3                      | -2                      | -0                      | +29.8%                | +19.6%                | +13.8%                | +17.5%                | -8.8%                 | -1.7%                 |

| Apr 2022 (Dec 2016 figure: 5,236)             | WTE Apr 2022 | WTE change since Dec 16 | WTE change since Dec 17 | WTE change since Dec 18 | WTE change since Dec 19 | WTE change since Dec 20 | WTE change since Mar 22 | % change since Dec 16 | % change since Dec 17 | % change since Dec 18 | % change since Dec 19 | % change since Dec 20 | % change since Mar 22 |
|---|--------------|-------------------------|-------------------------|-------------------------|-------------------------|-------------------------|-------------------------|-----------------------|-----------------------|-----------------------|-----------------------|-----------------------|-----------------------|
| <b>Overall</b>                                | <b>5,855</b> | <b>+619</b>             | <b>+478</b>             | <b>+296</b>             | <b>+310</b>             | <b>+165</b>             | <b>+29</b>              | <b>+11.8%</b>         | <b>+8.9%</b>          | <b>+5.3%</b>          | <b>+5.6%</b>          | <b>+2.9%</b>          | <b>+0.5%</b>          |
| Occupational Therapists                       | 128          | +18                     | +17                     | +9                      | +11                     | -1                      | -1                      | +16.1%                | +15.6%                | +8.0%                 | +9.5%                 | -0.5%                 | -0.7%                 |
| Orthoptists                                   | 3            | +1                      | +1                      | +1                      | +1                      | +1                      |                         | +87.5%                | +87.5%                | +87.5%                | +87.5%                | +78.6%                |                       |
| Physiotherapists                              | 105          | +27                     | +17                     | +16                     | +16                     | +11                     | -0                      | +34.4%                | +18.8%                | +17.9%                | +18.2%                | +11.9%                | -0.3%                 |
| Podiatrists & Chiropodists                    | 15           | +7                      | +8                      | +8                      | +8                      | +8                      | -0                      | +82.3%                | +101.3%               | +121.8%               | +120.6%               | +106.7%               | -2.0%                 |
| Speech & Language Therapists                  | 112          | +22                     | +18                     | +9                      | +8                      | +7                      | +1                      | +24.9%                | +19.4%                | +8.4%                 | +7.2%                 | +6.4%                 | +1.3%                 |
| <b>Therapy Professions</b>                    | <b>387</b>   | <b>+81</b>              | <b>+65</b>              | <b>+47</b>              | <b>+48</b>              | <b>+24</b>              | <b>-0</b>               | <b>+26.4%</b>         | <b>+20.2%</b>         | <b>+13.8%</b>         | <b>+14.2%</b>         | <b>+6.7%</b>          | <b>-0.1%</b>          |
| Audiology                                     | 7            | +3                      | +2                      | +2                      | +2                      | +1                      | -1                      | +57.5%                | +27.1%                | +26.5%                | +49.8%                | +23.7%                | -7.6%                 |
| Clinical Engineering                          | 1            |                         | +1                      | +1                      |                         |                         |                         |                       | -100.0%               | -100.0%               |                       |                       |                       |
| Physicists                                    |              | -1                      |                         |                         |                         |                         |                         | -100.0%               | -100.0%               | -100.0%               | -100.0%               | -100.0%               | -100.0%               |
| Radiographers                                 | 1            |                         |                         |                         |                         |                         |                         |                       |                       |                       |                       |                       |                       |
| <b>Health Science/ Diagnostics</b>            | <b>9</b>     | <b>+2</b>               | <b>+3</b>               | <b>+3</b>               | <b>+2</b>               | <b>+1</b>               | <b>-1</b>               | <b>+23.1%</b>         | <b>+40.3%</b>         | <b>+39.7%</b>         | <b>+37.5%</b>         | <b>+18.6%</b>         | <b>-6.3%</b>          |
| <b>Social Care</b>                            | <b>286</b>   | <b>+93</b>              | <b>+80</b>              | <b>+54</b>              | <b>+41</b>              | <b>+17</b>              | <b>+2</b>               | <b>+48.5%</b>         | <b>+38.8%</b>         | <b>+23.1%</b>         | <b>+16.5%</b>         | <b>+6.5%</b>          | <b>+0.6%</b>          |
| <b>Social Workers</b>                         | <b>89</b>    | <b>+13</b>              | <b>+12</b>              | <b>+7</b>               | <b>+5</b>               | <b>+5</b>               | <b>-1</b>               | <b>+17.7%</b>         | <b>+16.2%</b>         | <b>+8.7%</b>          | <b>+5.8%</b>          | <b>+6.1%</b>          | <b>-0.6%</b>          |
| <b>Psychologists</b>                          | <b>88</b>    | <b>+5</b>               | <b>+7</b>               | <b>+4</b>               | <b>+15</b>              | <b>+10</b>              | <b>+1</b>               | <b>+5.9%</b>          | <b>+8.5%</b>          | <b>+5.1%</b>          | <b>+19.9%</b>         | <b>+13.1%</b>         | <b>+0.8%</b>          |
| <b>Pharmacy</b>                               | <b>5</b>     | <b>-0</b>               | <b>+1</b>               | <b>+1</b>               | <b>+0</b>               | <b>+1</b>               |                         | <b>-4.5%</b>          | <b>+16.7%</b>         | <b>+17.0%</b>         | <b>+7.9%</b>          | <b>+29.7%</b>         |                       |
| Counsellor Therapists                         | 20           | +10                     | +10                     | +8                      | +9                      | +7                      | +0                      | +104.1%               | +88.7%                | +67.5%                | +83.8%                | +53.4%                | +0.3%                 |
| Dental Hygienists                             | 5            | +2                      | +3                      | +1                      | +1                      | +0                      |                         | +53.1%                | +117.5%               | +20.0%                | +17.0%                | +6.1%                 |                       |
| HSCP Trainees/ Students                       |              | -2                      | -1                      |                         |                         |                         |                         | -100.0%               | -100.0%               | -100.0%               | -100.0%               | -100.0%               | -100.0%               |
| Other Health & Social Care                    | 36           | -6                      | -6                      | -6                      | -4                      | -1                      | -0                      | -15.0%                | -15.1%                | -14.8%                | -9.0%                 | -2.5%                 | -0.6%                 |
| Play Therapists/ Specialists                  | 1            | -3                      | -3                      | -3                      | -3                      |                         |                         | -72.1%                | -72.3%                | -72.1%                | -72.1%                |                       |                       |
| <b>H&amp;SC, Other</b>                        | <b>63</b>    | <b>+1</b>               | <b>+3</b>               | <b>+0</b>               | <b>+4</b>               | <b>+6</b>               | <b>-0</b>               | <b>+1.5%</b>          | <b>+4.8%</b>          | <b>+0.4%</b>          | <b>+6.7%</b>          | <b>+11.5%</b>         | <b>-0.3%</b>          |
| <b>Health &amp; Social Care Professionals</b> | <b>926</b>   | <b>+195</b>             | <b>+170</b>             | <b>+115</b>             | <b>+115</b>             | <b>+66</b>              | <b>+1</b>               | <b>+26.6%</b>         | <b>+22.5%</b>         | <b>+14.2%</b>         | <b>+14.2%</b>         | <b>+7.7%</b>          | <b>+0.1%</b>          |
| Executive Management                          | 11           | +2                      | -0                      | +0                      | +1                      | +0                      | +1                      | +16.3%                | -2.5%                 | +1.0%                 | +12.3%                | +0.2%                 | +4.8%                 |
| Senior Management (VIII & GM)                 | 57           | +19                     | +15                     | +11                     | +12                     | +11                     | +2                      | +48.5%                | +35.0%                | +22.8%                | +25.3%                | +22.6%                | +3.3%                 |
| <b>Management (VIII &amp; above)</b>          | <b>69</b>    | <b>+20</b>              | <b>+15</b>              | <b>+11</b>              | <b>+13</b>              | <b>+11</b>              | <b>+2</b>               | <b>+41.9%</b>         | <b>+26.8%</b>         | <b>+18.5%</b>         | <b>+22.9%</b>         | <b>+18.2%</b>         | <b>+3.5%</b>          |
| <b>Administrative/ Supervisory (V to VII)</b> | <b>207</b>   | <b>+105</b>             | <b>+90</b>              | <b>+84</b>              | <b>+74</b>              | <b>+47</b>              | <b>+5</b>               | <b>+102.9%</b>        | <b>+76.9%</b>         | <b>+68.3%</b>         | <b>+55.3%</b>         | <b>+29.4%</b>         | <b>+2.4%</b>          |
| <b>Clerical (III &amp; IV)</b>                | <b>446</b>   | <b>+2</b>               | <b>-23</b>              | <b>-40</b>              | <b>-22</b>              | <b>-2</b>               | <b>-8</b>               | <b>+0.5%</b>          | <b>-5.0%</b>          | <b>-8.3%</b>          | <b>-4.8%</b>          | <b>-0.5%</b>          | <b>-1.7%</b>          |
| <b>Management &amp; Administrative</b>        | <b>722</b>   | <b>+128</b>             | <b>+81</b>              | <b>+55</b>              | <b>+64</b>              | <b>+56</b>              | <b>-0</b>               | <b>+21.5%</b>         | <b>+12.7%</b>         | <b>+8.2%</b>          | <b>+9.8%</b>          | <b>+8.4%</b>          | <b>-0.1%</b>          |
| Catering                                      | 36           | -4                      | -0                      | -5                      | -4                      | -3                      | -0                      | -9.4%                 | -0.4%                 | -12.2%                | -9.6%                 | -6.5%                 | -0.6%                 |
| Household Services                            | 57           | -25                     | -18                     | -13                     | -6                      | -5                      | -1                      | -30.4%                | -24.3%                | -18.8%                | -10.0%                | -8.2%                 | -1.3%                 |
| Other Support                                 | 36           | -8                      | -7                      | -6                      | -3                      | -2                      | -1                      | -18.2%                | -15.7%                | -14.5%                | -8.5%                 | -5.8%                 | -3.1%                 |
| Portering                                     | 12           | -5                      | -6                      | -6                      | -4                      | -3                      | -0                      | -29.2%                | -34.3%                | -33.3%                | -26.7%                | -17.9%                | -2.2%                 |
| <b>Support</b>                                | <b>140</b>   | <b>-41</b>              | <b>-31</b>              | <b>-30</b>              | <b>-18</b>              | <b>-12</b>              | <b>-2</b>               | <b>-22.8%</b>         | <b>-18.1%</b>         | <b>-17.6%</b>         | <b>-11.2%</b>         | <b>-8.1%</b>          | <b>-1.7%</b>          |
| <b>Maintenance/ Technical</b>                 | <b>73</b>    | <b>-1</b>               | <b>+0</b>               | <b>+0</b>               | <b>+5</b>               | <b>-1</b>               | <b>+0</b>               | <b>-1.9%</b>          | <b>+0.3%</b>          | <b>+0.6%</b>          | <b>+6.8%</b>          | <b>-1.3%</b>          | <b>+0.7%</b>          |
| <b>General Support</b>                        | <b>213</b>   | <b>-43</b>              | <b>-31</b>              | <b>-30</b>              | <b>-13</b>              | <b>-13</b>              | <b>-2</b>               | <b>-16.7%</b>         | <b>-12.6%</b>         | <b>-12.2%</b>         | <b>-5.7%</b>          | <b>-5.8%</b>          | <b>-0.9%</b>          |
| Attendant/ Aide                               | 359          | -118                    | -112                    | -112                    | -78                     | -70                     | -40                     | -24.7%                | -23.8%                | -23.8%                | -17.9%                | -16.2%                | -10.1%                |
| Health Care Assistant/ Care Assistant         | 1,070        | +300                    | +248                    | +211                    | +153                    | +87                     | +35                     | +38.9%                | +30.1%                | +24.5%                | +16.7%                | +8.9%                 | +3.4%                 |

| Apr 2022 (Dec 2016 figure: 5,236) | WTE Apr 2022 | WTE change since Dec 16 | WTE change since Dec 17 | WTE change since Dec 18 | WTE change since Dec 19 | WTE change since Dec 20 | WTE change since Mar 22 | % change since Dec 16 | % change since Dec 17 | % change since Dec 18 | % change since Dec 19 | % change since Dec 20 | % change since Mar 22 |
|-----------------------------------|--------------|-------------------------|-------------------------|-------------------------|-------------------------|-------------------------|-------------------------|-----------------------|-----------------------|-----------------------|-----------------------|-----------------------|-----------------------|
| <b>Overall</b>                    | <b>5,855</b> | <b>+619</b>             | <b>+478</b>             | <b>+296</b>             | <b>+310</b>             | <b>+165</b>             | <b>+29</b>              | <b>+11.8%</b>         | <b>+8.9%</b>          | <b>+5.3%</b>          | <b>+5.6%</b>          | <b>+2.9%</b>          | <b>+0.5%</b>          |
| Health & Social Care Assistants   | 16           | +9                      | +6                      | -4                      | +2                      | +8                      | +2                      | +139.4%               | +63.3%                | -20.6%                | +14.5%                | +101.5%               | +14.6%                |
| <b>Health Care Assistants</b>     | <b>1,444</b> | <b>+191</b>             | <b>+141</b>             | <b>+94</b>              | <b>+77</b>              | <b>+26</b>              | <b>-3</b>               | <b>+15.3%</b>         | <b>+10.8%</b>         | <b>+7.0%</b>          | <b>+5.6%</b>          | <b>+1.8%</b>          | <b>-0.2%</b>          |
| <b>Home Help</b>                  | <b>394</b>   | <b>-56</b>              | <b>-55</b>              | <b>-87</b>              | <b>-106</b>             | <b>-62</b>              | <b>+32</b>              | <b>-12.4%</b>         | <b>-12.2%</b>         | <b>-18.1%</b>         | <b>-21.1%</b>         | <b>-13.7%</b>         | <b>+9.0%</b>          |
| <b>Care, other</b>                | <b>334</b>   | <b>+79</b>              | <b>+72</b>              | <b>+71</b>              | <b>+63</b>              | <b>+53</b>              | <b>+6</b>               | <b>+31.2%</b>         | <b>+27.6%</b>         | <b>+27.1%</b>         | <b>+23.3%</b>         | <b>+18.7%</b>         | <b>+1.8%</b>          |
| <b>Patient &amp; Client Care</b>  | <b>2,172</b> | <b>+215</b>             | <b>+159</b>             | <b>+78</b>              | <b>+35</b>              | <b>+16</b>              | <b>+35</b>              | <b>+11.0%</b>         | <b>+7.9%</b>          | <b>+3.7%</b>          | <b>+1.6%</b>          | <b>+0.7%</b>          | <b>+1.7%</b>          |

Source: Health Service Personnel Census

Longitudinal Employment Levels by Care Group - Dec 2016 to Apr 2022

Community Health & Wellbeing

| Apr 2022 ( figure: )                   | WTE Apr 2022 | WTE change since | WTE change since | WTE change since | WTE change since | WTE change since Dec 20 | WTE change since Mar 22 | % change since | % change since | % change since | % change since | % change since Dec 20 | % change since Mar 22 |
|--|--------------|------------------|------------------|------------------|------------------|-------------------------|-------------------------|----------------|----------------|----------------|----------------|-----------------------|-----------------------|
| Overall                                | 11           | +11              | +11              | +11              | +11              | +1                      | +1                      | -100.0%        | -100.0%        | -100.0%        | -100.0%        | +12.0%                | +4.7%                 |
| Management & Administrative            | 5            | +5               | +5               | +5               | +5               | -4                      |                         | -1.0%          | -1.0%          | -1.0%          | -1.0%          | -0.5%                 | +0.0%                 |
| Management (VIII & above)              | 1            | +1               | +1               | +1               | +1               |                         |                         | -1.0%          | -1.0%          | -1.0%          | -1.0%          | +0.0%                 | +0.0%                 |
| Administrative/ Supervisory (V to VII) | 3            | +3               | +3               | +3               | +3               | -4                      |                         | -1.0%          | -1.0%          | -1.0%          | -1.0%          | -0.6%                 | +0.0%                 |
| Clerical (III & IV)                    | 1            | +1               | +1               | +1               | +1               |                         |                         | -1.0%          | -1.0%          | -1.0%          | -1.0%          | +0.0%                 | +0.0%                 |
| Patient & Client Care                  | 6            | +6               | +6               | +6               | +6               | +5                      | +1                      | -1.0%          | -1.0%          | -1.0%          | -1.0%          | +5.4%                 | +0.1%                 |
| Care, other                            | 6            | +6               | +6               | +6               | +6               | +5                      | +1                      | -1.0%          | -1.0%          | -1.0%          | -1.0%          | +5.4%                 | +0.1%                 |

Source: Health Service Personnel Census

Mental Health

| Apr 2022 (Dec 2016 figure: 1,283)      | WTE Apr 2022 | WTE change since Dec 16 | WTE change since Dec 17 | WTE change since Dec 18 | WTE change since Dec 19 | WTE change since Dec 20 | WTE change since Mar 22 | % change since Dec 16 | % change since Dec 17 | % change since Dec 18 | % change since Dec 19 | % change since Dec 20 | % change since Mar 22 |
|--|--------------|-------------------------|-------------------------|-------------------------|-------------------------|-------------------------|-------------------------|-----------------------|-----------------------|-----------------------|-----------------------|-----------------------|-----------------------|
| Overall                                | 1,342        | +59                     | +36                     | +4                      | +34                     | +2                      | -1                      | +4.6%                 | +2.7%                 | +0.3%                 | +2.6%                 | +0.1%                 | -0.1%                 |
| Medical & Dental                       | 115          | +27                     | +15                     | +9                      | +9                      | +1                      | +2                      | +0.3%                 | +0.2%                 | +0.1%                 | +0.1%                 | +0.0%                 | +0.0%                 |
| Consultants                            | 37           | +8                      | +6                      | +5                      | -0                      | +0                      | +0                      | +0.3%                 | +0.2%                 | +0.2%                 | -0.0%                 | +0.0%                 | +0.0%                 |
| Registrars                             | 41           | +17                     | +13                     | +11                     | +8                      | +5                      | +0                      | +0.7%                 | +0.5%                 | +0.4%                 | +0.3%                 | +0.1%                 | +0.0%                 |
| SHO/ Interns                           | 35           | +3                      | -2                      | -7                      | +0                      | -5                      | +1                      | +0.1%                 | -0.1%                 | -0.2%                 | +0.0%                 | -0.1%                 | +0.0%                 |
| Medical/ Dental, other                 | 1            | -2                      | -2                      |                         |                         |                         | +1                      | -0.6%                 | -0.6%                 | +0.0%                 | +0.0%                 | +0.0%                 | -1.0%                 |
| Nursing & Midwifery                    | 618          | +53                     | +49                     | +32                     | +41                     | +22                     | -4                      | +0.1%                 | +0.1%                 | +0.1%                 | +0.1%                 | +0.0%                 | -0.0%                 |
| Nurse/ Midwife Manager                 | 150          | +6                      | +10                     | -5                      | +4                      | -2                      | -2                      | +0.0%                 | +0.1%                 | -0.0%                 | +0.0%                 | -0.0%                 | -0.0%                 |
| Nurse/ Midwife Specialist & AN/MP      | 85           | +40                     | +26                     | +25                     | +18                     | +6                      | +2                      | +0.9%                 | +0.4%                 | +0.4%                 | +0.3%                 | +0.1%                 | +0.0%                 |
| Staff Nurse/ Staff Midwife             | 354          | -22                     | -0                      | -3                      | -3                      | -0                      | -1                      | -0.1%                 | -0.0%                 | -0.0%                 | -0.0%                 | -0.0%                 | -0.0%                 |
| Nursing/ Midwifery Student             | 27           | +27                     | +14                     | +16                     | +22                     | +17                     | -3                      | -1.0%                 | +1.1%                 | +1.5%                 | +4.5%                 | +1.7%                 | -0.1%                 |
| Nursing/ Midwifery other               | 2            | +2                      |                         | -1                      |                         | +0                      |                         | -1.0%                 | +0.0%                 | -0.3%                 | +0.0%                 | +0.3%                 | +0.0%                 |
| Health & Social Care Professionals     | 152          | +15                     | +14                     | +6                      | +12                     | -3                      | -2                      | +0.1%                 | +0.1%                 | +0.0%                 | +0.1%                 | -0.0%                 | -0.0%                 |
| Therapy Professions                    | 49           | +4                      | +0                      | -0                      | +4                      | -6                      | -1                      | +0.1%                 | +0.0%                 | -0.0%                 | +0.1%                 | -0.1%                 | -0.0%                 |
| Social Care                            | 14           | -3                      | +0                      | -1                      | -1                      | -2                      | -0                      | -0.2%                 | +0.0%                 | -0.0%                 | -0.1%                 | -0.1%                 | -0.0%                 |
| Social Workers                         | 44           | +7                      | +8                      | +3                      | +3                      | +2                      | +1                      | +0.2%                 | +0.2%                 | +0.1%                 | +0.1%                 | +0.1%                 | +0.0%                 |
| Psychologists                          | 40           | +6                      | +5                      | +4                      | +7                      | +3                      | -1                      | +0.2%                 | +0.2%                 | +0.1%                 | +0.2%                 | +0.1%                 | -0.0%                 |
| Pharmacy                               | 2            | -1                      | -0                      | -0                      | -0                      | +1                      |                         | -0.3%                 | -0.1%                 | -0.1%                 | -0.1%                 | +0.4%                 | +0.0%                 |
| H&SC, Other                            | 2            | +1                      | +0                      | -1                      | -1                      | -1                      | -0                      | +1.4%                 | +0.2%                 | -0.2%                 | -0.2%                 | -0.2%                 | -0.1%                 |
| Management & Administrative            | 128          | -2                      | -8                      | -13                     | -10                     | -5                      | +1                      | -0.0%                 | -0.1%                 | -0.1%                 | -0.1%                 | -0.0%                 | +0.0%                 |
| Management (VIII & above)              | 4            |                         | +1                      | +0                      | -1                      |                         | +0                      | +0.0%                 | +0.3%                 | +0.0%                 | -0.2%                 | +0.0%                 | +0.0%                 |
| Administrative/ Supervisory (V to VII) | 26           | +5                      | +2                      | +2                      | +2                      | -1                      | +2                      | +0.2%                 | +0.1%                 | +0.1%                 | +0.1%                 | -0.0%                 | +0.1%                 |
| Clerical (III & IV)                    | 98           | -7                      | -11                     | -15                     | -11                     | -4                      | -1                      | -0.1%                 | -0.1%                 | -0.1%                 | -0.1%                 | -0.0%                 | -0.0%                 |
| General Support                        | 60           | -20                     | -13                     | -9                      | -3                      | -4                      | +2                      | -0.3%                 | -0.2%                 | -0.1%                 | -0.0%                 | -0.1%                 | +0.0%                 |
| Support                                | 28           | -17                     | -11                     | -8                      | -8                      | -3                      | +1                      | -0.4%                 | -0.3%                 | -0.2%                 | -0.2%                 | -0.1%                 | +0.0%                 |
| Maintenance/ Technical                 | 32           | -3                      | -2                      | -1                      | +5                      | -1                      | +1                      | -0.1%                 | -0.1%                 | -0.0%                 | +0.2%                 | -0.0%                 | +0.0%                 |
| Patient & Client Care                  | 269          | -12                     | -22                     | -21                     | -15                     | -8                      | -1                      | -0.0%                 | -0.1%                 | -0.1%                 | -0.1%                 | -0.0%                 | -0.0%                 |
| Health Care Assistants                 | 202          | -13                     | -15                     | -16                     | -13                     | -9                      | -2                      | -0.1%                 | -0.1%                 | -0.1%                 | -0.1%                 | -0.0%                 | -0.0%                 |
| Care, other                            | 67           | +0                      | -7                      | -6                      | -2                      | +1                      | +2                      | +0.0%                 | -0.1%                 | -0.1%                 | -0.0%                 | +0.0%                 | +0.0%                 |

Source: Health Service Personnel Census

Primary Care

| Apr 2022 (Dec 2016 figure: 1,238)      | WTE Apr 2022 | WTE change since Dec 16 | WTE change since Dec 17 | WTE change since Dec 18 | WTE change since Dec 19 | WTE change since Dec 20 | WTE change since Mar 22 | % change since Dec 16 | % change since Dec 17 | % change since Dec 18 | % change since Dec 19 | % change since Dec 20 | % change since Mar 22 |
|--|--------------|-------------------------|-------------------------|-------------------------|-------------------------|-------------------------|-------------------------|-----------------------|-----------------------|-----------------------|-----------------------|-----------------------|-----------------------|
| Overall                                | 1,337        | +99                     | +247                    | +177                    | +203                    | +102                    | -1                      | +8.0%                 | +22.7%                | +15.3%                | +17.9%                | +8.3%                 | -0.1%                 |
| Medical & Dental                       | 94           | +8                      | +9                      | +7                      | +6                      | -7                      | -3                      | +0.1%                 | +0.1%                 | +0.1%                 | +0.1%                 | -0.1%                 | -0.0%                 |
| Consultants                            | 3            | +1                      | +1                      | +2                      | +2                      | +2                      |                         | +0.3%                 | +0.3%                 | +1.3%                 | +1.4%                 | +1.3%                 | +0.0%                 |
| Registrars                             | 45           | +11                     | +7                      | +7                      | +5                      | -3                      | -2                      | +0.3%                 | +0.2%                 | +0.2%                 | +0.1%                 | -0.1%                 | -0.0%                 |
| SHO/ Interns                           | 3            | -2                      | +3                      | +3                      | +2                      | -0                      | -0                      | -0.4%                 | -1.0%                 | -1.0%                 | +1.9%                 | -0.0%                 | -0.0%                 |
| Medical/ Dental, other                 | 43           | -3                      | -2                      | -5                      | -3                      | -6                      | -1                      | -0.1%                 | -0.0%                 | -0.1%                 | -0.1%                 | -0.1%                 | -0.0%                 |
| Nursing & Midwifery                    | 349          | +54                     | +48                     | +27                     | +35                     | +23                     | +4                      | +0.2%                 | +0.2%                 | +0.1%                 | +0.1%                 | +0.1%                 | +0.0%                 |
| Nurse/ Midwife Manager                 | 25           | +3                      | +1                      | -1                      | -2                      | -3                      | +0                      | +0.1%                 | +0.0%                 | -0.0%                 | -0.1%                 | -0.1%                 | +0.0%                 |
| Nurse/ Midwife Specialist & AN/MP      | 27           | +12                     | +13                     | +9                      | +10                     | +6                      | +2                      | +0.8%                 | +0.9%                 | +0.5%                 | +0.6%                 | +0.3%                 | +0.1%                 |
| Staff Nurse/ Staff Midwife             | 91           | +21                     | +20                     | +13                     | +17                     | +12                     | +1                      | +0.3%                 | +0.3%                 | +0.2%                 | +0.2%                 | +0.2%                 | +0.0%                 |
| Public Health Nurse                    | 185          | +9                      | +12                     | -1                      | -6                      | -13                     | +1                      | +0.1%                 | +0.1%                 | -0.0%                 | -0.0%                 | -0.1%                 | +0.0%                 |
| Nursing/ Midwifery Student             | 20           | +9                      | +4                      | +7                      | +16                     | +20                     |                         | +0.8%                 | +0.3%                 | +0.5%                 | +4.0%                 | -1.0%                 | +0.0%                 |
| Health & Social Care Professionals     | 377          | +77                     | +75                     | +55                     | +65                     | +39                     | -2                      | +0.3%                 | +0.2%                 | +0.2%                 | +0.2%                 | +0.1%                 | -0.0%                 |
| Therapy Professions                    | 272          | +73                     | +61                     | +43                     | +46                     | +24                     | -4                      | +0.4%                 | +0.3%                 | +0.2%                 | +0.2%                 | +0.1%                 | -0.0%                 |
| Health Science/ Diagnostics            | 8            | +2                      | +3                      | +3                      | +2                      | +1                      | -1                      | +0.3%                 | +0.4%                 | +0.4%                 | +0.4%                 | +0.2%                 | -0.1%                 |
| Social Care                            | 10           | -2                      | -1                      | -0                      | +1                      | +1                      | +1                      | -0.1%                 | -0.1%                 | -0.0%                 | +0.1%                 | +0.1%                 | +0.1%                 |
| Social Workers                         | 9            | -0                      | +2                      | +2                      | +2                      | +3                      | +0                      | -0.0%                 | +0.3%                 | +0.3%                 | +0.3%                 | +0.5%                 | +0.0%                 |
| Psychologists                          | 29           | -1                      | +2                      | +1                      | +5                      | +2                      | +1                      | -0.0%                 | +0.1%                 | +0.0%                 | +0.2%                 | +0.1%                 | +0.0%                 |
| Pharmacy                               | 1            |                         |                         |                         |                         |                         |                         | +0.0%                 | +0.0%                 | +0.0%                 | +0.0%                 | +0.0%                 | +0.0%                 |
| H&SC, Other                            | 49           | +6                      | +8                      | +7                      | +9                      | +7                      | +0                      | +0.1%                 | +0.2%                 | +0.2%                 | +0.2%                 | +0.2%                 | +0.0%                 |
| Management & Administrative            | 324          | +31                     | +10                     | -6                      | -9                      | -13                     | -0                      | +0.1%                 | +0.0%                 | -0.0%                 | -0.0%                 | -0.0%                 | -0.0%                 |
| Management (VIII & above)              | 27           | -2                      | -10                     | -10                     | -6                      | -9                      | +1                      | -0.1%                 | -0.3%                 | -0.3%                 | -0.2%                 | -0.2%                 | +0.0%                 |
| Administrative/ Supervisory (V to VII) | 77           | +37                     | +32                     | +24                     | +15                     | +4                      | +3                      | +0.9%                 | +0.7%                 | +0.4%                 | +0.2%                 | +0.1%                 | +0.0%                 |
| Clerical (III & IV)                    | 220          | -4                      | -13                     | -20                     | -18                     | -8                      | -4                      | -0.0%                 | -0.1%                 | -0.1%                 | -0.1%                 | -0.0%                 | -0.0%                 |
| General Support                        | 29           | -2                      | -2                      | -6                      | -1                      | -1                      | -0                      | -0.1%                 | -0.1%                 | -0.2%                 | -0.0%                 | -0.0%                 | -0.0%                 |
| Support                                | 19           | -3                      | -3                      | -7                      | -2                      | -3                      | -0                      | -0.1%                 | -0.1%                 | -0.3%                 | -0.1%                 | -0.2%                 | -0.0%                 |
| Maintenance/ Technical                 | 10           | +1                      | +1                      | +1                      | +1                      | +2                      | +0                      | +0.1%                 | +0.1%                 | +0.1%                 | +0.1%                 | +0.3%                 | +0.0%                 |
| Patient & Client Care                  | 165          | -69                     | +108                    | +100                    | +108                    | +62                     | +1                      | -0.3%                 | +1.9%                 | +1.5%                 | +1.9%                 | +0.6%                 | +0.0%                 |
| Health Care Assistants                 | 86           | +79                     | +77                     | +66                     | +71                     | +29                     | -2                      | +11.9%                | +8.9%                 | +3.4%                 | +5.0%                 | +0.5%                 | -0.0%                 |
| Home Help                              |              | -169                    |                         |                         |                         |                         |                         | -1.0%                 | -1.0%                 | -1.0%                 | -1.0%                 | -1.0%                 | -1.0%                 |
| Care, other                            | 79           | +22                     | +31                     | +34                     | +36                     | +33                     | +3                      | +0.4%                 | +0.6%                 | +0.7%                 | +0.8%                 | +0.7%                 | +0.0%                 |

Source: Health Service Personnel Census

Disabilities

| Apr 2022 (Dec 2016 figure: 1,338)      | WTE Apr 2022 | WTE change since Dec 16 | WTE change since Dec 17 | WTE change since Dec 18 | WTE change since Dec 19 | WTE change since Dec 20 | WTE change since Mar 22 | % change since Dec 16 | % change since Dec 17 | % change since Dec 18 | % change since Dec 19 | % change since Dec 20 | % change since Mar 22 |
|--|--------------|-------------------------|-------------------------|-------------------------|-------------------------|-------------------------|-------------------------|-----------------------|-----------------------|-----------------------|-----------------------|-----------------------|-----------------------|
| Overall                                | 1,572        | +234                    | +177                    | +152                    | +75                     | +56                     | +7                      | +17.5%                | +12.7%                | +10.7%                | +5.0%                 | +3.7%                 | +0.5%                 |
| Medical & Dental                       | 6            | +0                      | +0                      | +0                      |                         |                         |                         | +0.1%                 | +0.1%                 | +0.1%                 | +0.0%                 | +0.0%                 | +0.0%                 |
| Consultants                            | 3            | +0                      | +0                      | +0                      |                         |                         |                         | +0.1%                 | +0.1%                 | +0.1%                 | +0.0%                 | +0.0%                 | +0.0%                 |
| Registrars                             |              | -2                      | -2                      | -2                      | -2                      | -2                      | -2                      | -1.0%                 | -1.0%                 | -1.0%                 | -1.0%                 | -1.0%                 | -1.0%                 |
| SHO/ Interns                           | 2            | +2                      | +2                      | +2                      | +2                      | +2                      | +2                      | -1.0%                 | -1.0%                 | -1.0%                 | -1.0%                 | -1.0%                 | -1.0%                 |
| Medical/ Dental, other                 | 1            |                         |                         |                         |                         |                         |                         | +0.0%                 | +0.0%                 | +0.0%                 | +0.0%                 | +0.0%                 | +0.0%                 |
| Nursing & Midwifery                    | 248          | -27                     | -23                     | -4                      | -1                      | -5                      | +1                      | -0.1%                 | -0.1%                 | -0.0%                 | -0.0%                 | -0.0%                 | +0.0%                 |
| Nurse/ Midwife Manager                 | 73           | +2                      | -0                      | +2                      | -4                      | -5                      | -1                      | +0.0%                 | -0.0%                 | +0.0%                 | -0.1%                 | -0.1%                 | -0.0%                 |
| Nurse/ Midwife Specialist & AN/MP      | 6            | -1                      | -1                      | +0                      | +0                      | +1                      |                         | -0.1%                 | -0.1%                 | +0.1%                 | +0.1%                 | +0.1%                 | +0.0%                 |
| Staff Nurse/ Staff Midwife             | 169          | -28                     | -22                     | -7                      | +3                      | -0                      | +2                      | -0.1%                 | -0.1%                 | -0.0%                 | +0.0%                 | -0.0%                 | +0.0%                 |
| Nursing/ Midwifery Student             |              |                         |                         |                         |                         | -1                      |                         | -1.0%                 | -1.0%                 | -1.0%                 | -1.0%                 | -1.0%                 | -1.0%                 |
| Health & Social Care Professionals     | 359          | +101                    | +79                     | +53                     | +38                     | +30                     | +3                      | +0.4%                 | +0.3%                 | +0.2%                 | +0.1%                 | +0.1%                 | +0.0%                 |
| Therapy Professions                    | 40           | +4                      | +3                      | +4                      | -2                      | +6                      | +2                      | +0.1%                 | +0.1%                 | +0.1%                 | -0.0%                 | +0.2%                 | +0.1%                 |
| Social Care                            | 262          | +98                     | +80                     | +54                     | +40                     | +19                     | +1                      | +0.6%                 | +0.4%                 | +0.3%                 | +0.2%                 | +0.1%                 | +0.0%                 |
| Social Workers                         | 27           | +5                      | +2                      | +2                      | +1                      | +1                      | -1                      | +0.2%                 | +0.1%                 | +0.1%                 | +0.0%                 | +0.0%                 | -0.0%                 |
| Psychologists                          | 19           | +0                      | -0                      | -1                      | +3                      | +5                      | +1                      | +0.0%                 | +0.0%                 | -0.0%                 | +0.2%                 | +0.3%                 | +0.1%                 |
| H&SC, Other                            | 12           | -6                      | -6                      | -6                      | -4                      | -0                      | -0                      | -0.3%                 | -0.3%                 | -0.4%                 | -0.3%                 | -0.0%                 | -0.0%                 |
| Management & Administrative            | 125          | +22                     | +17                     | +20                     | +19                     | +14                     | -0                      | +0.2%                 | +0.2%                 | +0.2%                 | +0.2%                 | +0.1%                 | -0.0%                 |
| Management (VIII & above)              | 17           | +3                      | +3                      | +2                      | +1                      | +1                      | +1                      | +0.2%                 | +0.2%                 | +0.1%                 | +0.1%                 | +0.1%                 | +0.1%                 |
| Administrative/ Supervisory (V to VII) | 55           | +20                     | +14                     | +17                     | +15                     | +11                     | -1                      | +0.6%                 | +0.3%                 | +0.5%                 | +0.4%                 | +0.2%                 | -0.0%                 |
| Clerical (III & IV)                    | 52           | -0                      | +0                      | +1                      | +3                      | +2                      | -0                      | -0.0%                 | +0.0%                 | +0.0%                 | +0.1%                 | +0.0%                 | -0.0%                 |
| General Support                        | 55           | -3                      | -5                      | -3                      | -3                      | -1                      | -2                      | -0.1%                 | -0.1%                 | -0.0%                 | -0.1%                 | -0.0%                 | -0.0%                 |
| Support                                | 42           | -3                      | -5                      | -4                      | -3                      | -1                      | -3                      | -0.1%                 | -0.1%                 | -0.1%                 | -0.1%                 | -0.0%                 | -0.1%                 |
| Maintenance/ Technical                 | 13           | -0                      | -0                      | +1                      | -0                      |                         | +0                      | -0.0%                 | -0.0%                 | +0.1%                 | -0.0%                 | +0.0%                 | +0.0%                 |
| Patient & Client Care                  | 779          | +140                    | +109                    | +86                     | +22                     | +19                     | +6                      | +0.2%                 | +0.2%                 | +0.1%                 | +0.0%                 | +0.0%                 | +0.0%                 |
| Health Care Assistants                 | 645          | +121                    | +92                     | +73                     | +22                     | +20                     | +5                      | +0.2%                 | +0.2%                 | +0.1%                 | +0.0%                 | +0.0%                 | +0.0%                 |
| Care, other                            | 134          | +18                     | +18                     | +13                     | -0                      | -2                      | +0                      | +0.2%                 | +0.2%                 | +0.1%                 | -0.0%                 | -0.0%                 | +0.0%                 |

Source: Health Service Personnel Census

Older People

| Apr 2022 (Dec 2016 figure: 1,376)      | WTE Apr 2022 | WTE change since Dec 16 | WTE change since Dec 17 | WTE change since Dec 18 | WTE change since Dec 19 | WTE change since Dec 20 | WTE change since Mar 22 | % change since Dec 16 | % change since Dec 17 | % change since Dec 18 | % change since Dec 19 | % change since Dec 20 | % change since Mar 22 |
|--|--------------|-------------------------|-------------------------|-------------------------|-------------------------|-------------------------|-------------------------|-----------------------|-----------------------|-----------------------|-----------------------|-----------------------|-----------------------|
| Overall                                | 1,522        | +146                    | -64                     | -119                    | -83                     | -67                     | +22                     | +10.6%                | -4.0%                 | -7.2%                 | -5.2%                 | -4.2%                 | +1.5%                 |
| Medical & Dental                       | 10           | -1                      | -2                      | -2                      | -2                      | -1                      |                         | -0.1%                 | -0.2%                 | -0.2%                 | -0.1%                 | -0.1%                 | +0.0%                 |
| Medical/ Dental, other                 | 10           | -1                      | -2                      | -2                      | -2                      | -1                      | +0                      | -0.1%                 | -0.2%                 | -0.2%                 | -0.1%                 | -0.1%                 | +0.0%                 |
| Nursing & Midwifery                    | 375          | +4                      | -6                      | +0                      | +13                     | +1                      | -6                      | +0.0%                 | -0.0%                 | +0.0%                 | +0.0%                 | +0.0%                 | -0.0%                 |
| Nurse/ Midwife Manager                 | 67           | +11                     | +5                      | +5                      | +9                      | +1                      | -0                      | +0.2%                 | +0.1%                 | +0.1%                 | +0.2%                 | +0.0%                 | -0.0%                 |
| Nurse/ Midwife Specialist & AN/MP      | 6            | +6                      | +6                      | +6                      | +4                      | +4                      | +0                      | -1.0%                 | -1.0%                 | -1.0%                 | +2.0%                 | +2.0%                 | +0.0%                 |
| Staff Nurse/ Staff Midwife             | 301          | -13                     | -17                     | -11                     | -0                      | -4                      | -6                      | -0.0%                 | -0.1%                 | -0.0%                 | -0.0%                 | -0.0%                 | -0.0%                 |
| Public Health Nurse                    | 1            | +0                      | +0                      |                         | +0                      |                         |                         | +0.3%                 | +0.1%                 | +0.0%                 | +0.3%                 | +0.0%                 | +0.0%                 |
| Health & Social Care Professionals     | 36           | +0                      | +2                      | +0                      | -1                      | -1                      | +2                      | +0.0%                 | +0.1%                 | +0.0%                 | -0.0%                 | -0.0%                 | +0.1%                 |
| Therapy Professions                    | 26           | -1                      | +1                      | +0                      | +0                      | +0                      | +3                      | -0.0%                 | +0.0%                 | +0.0%                 | +0.0%                 | +0.0%                 | +0.1%                 |
| Health Science/ Diagnostics            | 1            |                         |                         |                         |                         |                         |                         | +0.0%                 | +0.0%                 | +0.0%                 | +0.0%                 | +0.0%                 | +0.0%                 |
| Social Workers                         | 9            | +2                      | +1                      | -0                      | -1                      | -1                      | -0                      | +0.2%                 | +0.1%                 | -0.0%                 | -0.1%                 | -0.1%                 | -0.0%                 |
| Pharmacy                               | 1            | -0                      | -0                      | -0                      | -1                      | -1                      |                         | -0.0%                 | -0.0%                 | -0.0%                 | -0.5%                 | -0.5%                 | +0.0%                 |
| H&SC, Other                            |              | -1                      |                         |                         |                         |                         |                         | -1.0%                 |                       | -1.0%                 |                       |                       | -1.0%                 |
| Management & Administrative            | 79           | +11                     | -3                      | -13                     | -2                      | +2                      | -2                      | +0.2%                 | -0.0%                 | -0.1%                 | -0.0%                 | +0.0%                 | -0.0%                 |
| Management (VIII & above)              | 4            | +2                      | +3                      | +2                      | +2                      | +2                      | +0                      | +1.0%                 | +3.0%                 | +1.0%                 | +1.0%                 | +1.0%                 | +0.0%                 |
| Administrative/ Supervisory (V to VII) | 15           | +8                      | +8                      | +6                      | +7                      | +5                      | -1                      | +1.4%                 | +1.1%                 | +0.7%                 | +0.9%                 | +0.6%                 | -0.1%                 |
| Clerical (III & IV)                    | 60           | +0                      | -14                     | -21                     | -11                     | -5                      | -1                      | +0.0%                 | -0.2%                 | -0.3%                 | -0.2%                 | -0.1%                 | -0.0%                 |
| General Support                        | 69           | -17                     | -11                     | -12                     | -6                      | -6                      | -1                      | -0.2%                 | -0.1%                 | -0.1%                 | -0.1%                 | -0.1%                 | -0.0%                 |
| Support                                | 52           | -18                     | -12                     | -11                     | -4                      | -4                      | -0                      | -0.3%                 | -0.2%                 | -0.2%                 | -0.1%                 | -0.1%                 | -0.0%                 |
| Maintenance/ Technical                 | 18           | +1                      | +1                      | -1                      | -1                      | -2                      | -1                      | +0.0%                 | +0.1%                 | -0.0%                 | -0.1%                 | -0.1%                 | -0.0%                 |
| Patient & Client Care                  | 953          | +150                    | -43                     | -93                     | -86                     | -62                     | +29                     | +0.2%                 | -0.0%                 | -0.1%                 | -0.1%                 | -0.1%                 | +0.0%                 |
| Health Care Assistants                 | 512          | +3                      | -13                     | -29                     | -3                      | -14                     | -4                      | +0.0%                 | -0.0%                 | -0.1%                 | -0.0%                 | -0.0%                 | -0.0%                 |
| Home Help                              | 394          | +114                    | -55                     | -87                     | -106                    | -62                     | +32                     | +0.4%                 | -0.1%                 | -0.2%                 | -0.2%                 | -0.1%                 | +0.1%                 |
| Care, other                            | 48           | +33                     | +24                     | +24                     | +23                     | +15                     | +0                      | +2.2%                 | +1.0%                 | +1.0%                 | +0.9%                 | +0.5%                 | +0.0%                 |

Source: Health Service Personnel Census

|         |  |  |  |  |  |  |  |  |  |  |  |  |  |
|---------|--|--|--|--|--|--|--|--|--|--|--|--|--|
|         |  |  |  |  |  |  |  |  |  |  |  |  |  |
| Overall |  |  |  |  |  |  |  |  |  |  |  |  |  |

Source: Health Service Personnel Census