

## CHO 2 Employment Report: December 2022

### Employment by Staff Group

| Dec 2022                                      | WTE Dec 2019 | WTE Dec 2020 | WTE Nov 2022 | WTE Dec 2022 | WTE change since Nov 22 | WTE change since Dec 20 | % change since Dec 20 | WTE change since Dec 19 | % change since Dec 19 | No. Dec 2022 |
|---|--------------|--------------|--------------|--------------|-------------------------|-------------------------|-----------------------|-------------------------|-----------------------|--------------|
| <b>Overall</b>                                | <b>5,545</b> | <b>5,690</b> | <b>5,929</b> | <b>5,972</b> | <b>+43</b>              | <b>+282</b>             | <b>5.0 %</b>          | <b>+427</b>             | <b>7.7 %</b>          | <b>6,873</b> |
| Consultants                                   | 42           | 42           | 44           | 43           | -0                      | +2                      | 3.8 %                 | +1                      | 2.6 %                 | 47           |
| Registrars                                    | 75           | 86           | 89           | 91           | +2                      | +5                      | 5.5 %                 | +15                     | 20.5 %                | 92           |
| SHO/ Interns                                  | 36           | 43           | 43           | 43           | -1                      | -0                      | -0.2 %                | +7                      | 19.3 %                | 44           |
| Medical/ Dental, other                        | 59           | 62           | 57           | 57           | +1                      | -4                      | -7.3 %                | -1                      | -2.4 %                | 68           |
| <b>Medical &amp; Dental</b>                   | <b>212</b>   | <b>232</b>   | <b>233</b>   | <b>234</b>   | <b>+1</b>               | <b>+2</b>               | <b>0.7 %</b>          | <b>+22</b>              | <b>10.4 %</b>         | <b>251</b>   |
| Nurse/ Midwife Manager                        | 309          | 323          | 328          | 331          | +3                      | +7                      | 2.3 %                 | +22                     | 7.1 %                 | 349          |
| Nurse/ Midwife Specialist & AN/MP             | 93           | 108          | 142          | 141          | -1                      | +33                     | 31.0 %                | +49                     | 52.6 %                | 151          |
| Staff Nurse/ Staff Midwife                    | 898          | 908          | 920          | 916          | -4                      | +8                      | 0.9 %                 | +18                     | 2.0 %                 | 1,040        |
| Public Health Nurse                           | 192          | 199          | 184          | 187          | +3                      | -11                     | -5.7 %                | -4                      | -2.3 %                | 215          |
| Pre-registration Nurse/ Midwife Intern        | 0            |              | 7            | 4            | -3                      | +4                      | -1                    | +4                      | 3275.0 %              | 7            |
| Pre-registration Nurse Intern (COVID-19)      |              | 11           |              |              |                         | -11                     | -1                    |                         | -100.0 %              |              |
| Post-registration Nurse/ Midwife Student      | 4            |              | 15           | 14           | -1                      | +14                     | -1                    | +10                     | 261.0 %               | 19           |
| Nursing/ Midwifery awaiting registration      | 5            |              | 7            | 7            |                         | +7                      | -1                    | +2                      | 47.4 %                | 7            |
| Nursing/ Midwifery Student                    | 9            | 11           | 29           | 25           | -3                      | +15                     | 134.9 %               | +17                     | 187.4 %               | 33           |
| Nursing/ Midwifery other                      | 2            | 2            | 4            | 4            |                         | +2                      | 150.0 %               | +2                      | 100.0 %               | 4            |
| <b>Nursing &amp; Midwifery</b>                | <b>1,502</b> | <b>1,550</b> | <b>1,607</b> | <b>1,604</b> | <b>-3</b>               | <b>+54</b>              | <b>3.5 %</b>          | <b>+103</b>             | <b>6.8 %</b>          | <b>1,792</b> |
| Therapy Professions                           | 338          | 362          | 413          | 421          | +8                      | +59                     | 16.3 %                | +83                     | 24.5 %                | 473          |
| Health Science/ Diagnostics                   | 6            | 8            | 10           | 10           | +0                      | +2                      | 29.3 %                | +3                      | 49.8 %                | 10           |
| Social Care                                   | 245          | 268          | 292          | 300          | +8                      | +32                     | 11.8 %                | +55                     | 22.3 %                | 355          |
| Social Workers                                | 84           | 84           | 101          | 102          | +1                      | +19                     | 22.4 %                | +18                     | 22.1 %                | 114          |
| Psychologists                                 | 73           | 78           | 87           | 88           | +1                      | +10                     | 13.2 %                | +15                     | 20.1 %                | 100          |
| Pharmacy                                      | 5            | 4            | 5            | 6            | +1                      | +2                      | 53.8 %                | +1                      | 28.0 %                | 7            |
| H&SC, Other                                   | 59           | 56           | 80           | 77           | -3                      | +20                     | 36.4 %                | +18                     | 30.4 %                | 112          |
| <b>Health &amp; Social Care Professionals</b> | <b>811</b>   | <b>860</b>   | <b>988</b>   | <b>1,004</b> | <b>+16</b>              | <b>+144</b>             | <b>16.8 %</b>         | <b>+193</b>             | <b>23.8 %</b>         | <b>1,171</b> |
| Management (VIII & above)                     | 56           | 58           | 69           | 70           | +1                      | +12                     | 21.2 %                | +15                     | 26.1 %                | 71           |
| Administrative/ Supervisory (V to VII)        | 134          | 160          | 236          | 235          | -1                      | +75                     | 46.9 %                | +102                    | 76.2 %                | 245          |
| Clerical (III & IV)                           | 468          | 448          | 437          | 451          | +14                     | +4                      | 0.8 %                 | -17                     | -3.5 %                | 520          |
| <b>Management &amp; Administrative</b>        | <b>657</b>   | <b>666</b>   | <b>742</b>   | <b>757</b>   | <b>+15</b>              | <b>+91</b>              | <b>13.7 %</b>         | <b>+100</b>             | <b>15.2 %</b>         | <b>836</b>   |
| Support                                       | 158          | 152          | 143          | 140          | -3                      | -12                     | -8.1 %                | -18                     | -11.2 %               | 194          |
| Maintenance/ Technical                        | 68           | 74           | 78           | 79           | +1                      | +6                      | 7.5 %                 | +11                     | 16.3 %                | 82           |
| <b>General Support</b>                        | <b>226</b>   | <b>226</b>   | <b>221</b>   | <b>219</b>   | <b>-2</b>               | <b>-7</b>               | <b>-3.0 %</b>         | <b>-7</b>               | <b>-2.9 %</b>         | <b>276</b>   |
| Health Care Assistants                        | 1,367        | 1,419        | 1,405        | 1,412        | +7                      | -7                      | -0.5 %                | +45                     | 3.3 %                 | 1,630        |
| Home Help                                     | 499          | 456          | 397          | 407          | +10                     | -49                     | -10.8 %               | -92                     | -18.5 %               | 528          |
| Care, other                                   | 271          | 281          | 337          | 335          | -2                      | +53                     | 19.0 %                | +64                     | 23.7 %                | 389          |
| <b>Patient &amp; Client Care</b>              | <b>2,137</b> | <b>2,156</b> | <b>2,138</b> | <b>2,154</b> | <b>+15</b>              | <b>-3</b>               | <b>-0.1 %</b>         | <b>+16</b>              | <b>0.8 %</b>          | <b>2,547</b> |

## CHO 2 Employment Report: December 2022

### Community Health & Wellbeing

| Dec 2022                                      | WTE | WTE Dec 2020 | WTE Nov 2022 | WTE Dec 2022 | WTE change since Nov 22 | WTE change since Dec 20 | % change since Dec 20 | WTE change since | % change since  | No. Dec 2022 |
|---|-----|--------------|--------------|--------------|-------------------------|-------------------------|-----------------------|------------------|-----------------|--------------|
| <b>Total Community Health &amp; Wellbeing</b> |     | <b>10</b>    | <b>19</b>    | <b>21</b>    | <b>+2</b>               | <b>11.24</b>            | <b>112.5 %</b>        | <b>+21</b>       | <b>-100.0 %</b> | <b>23</b>    |

### Mental Health

| Dec 2022                                      | WTE Dec 2019 | WTE Dec 2020 | WTE Nov 2022 | WTE Dec 2022 | WTE change since Nov 22 | WTE change since Dec 20 | % change since Dec 20 | WTE change since Dec 19 | % change since Dec 19 | No. Dec 2022 |
|---|--------------|--------------|--------------|--------------|-------------------------|-------------------------|-----------------------|-------------------------|-----------------------|--------------|
| <b>Total Mental Health</b>                    | <b>1,308</b> | <b>1,340</b> | <b>1,322</b> | <b>1,329</b> | <b>+7</b>               | <b>-11.04</b>           | <b>-0.8 %</b>         | <b>+21</b>              | <b>1.6 %</b>          | <b>1,421</b> |
| Consultants                                   | 38           | 37           | 37           | 37           | -0                      | -0.14                   | -0.4 %                | -1                      | -1.8 %                | 40           |
| Registrars                                    | 33           | 37           | 35           | 37           | +2                      | 0.34                    | 0.9 %                 | +4                      | 11.3 %                | 37           |
| SHO/ Interns                                  | 35           | 40           | 39           | 39           | -1                      | -1.05                   | -2.6 %                | +4                      | 11.3 %                | 40           |
| Medical/ Dental, other                        | 1            | 1            | 1            | 1            |                         | 0.00                    | 0.0 %                 |                         | 0.0 %                 | 1            |
| <b>Medical &amp; Dental</b>                   | <b>107</b>   | <b>114</b>   | <b>113</b>   | <b>114</b>   | <b>+1</b>               | <b>-0.85</b>            | <b>-0.7 %</b>         | <b>+7</b>               | <b>6.6 %</b>          | <b>118</b>   |
| Nurse/ Midwife Manager                        | 146          | 151          | 142          | 142          | -0                      | -9.00                   | -6.0 %                | -4                      | -2.5 %                | 146          |
| Nurse/ Midwife Specialist & AN/MP             | 67           | 79           | 89           | 88           | -1                      | 8.71                    | 11.0 %                | +20                     | 30.2 %                | 93           |
| Staff Nurse/ Staff Midwife                    | 357          | 355          | 353          | 353          | -0                      | -1.60                   | -0.5 %                | -4                      | -1.2 %                | 381          |
| Pre-registration Nurse/ Midwife Intern        | 0            |              | 7            | 4            | -3                      | 4.05                    | -100.0 %              | +4                      | 3275.0 %              | 7            |
| Pre-registration Nurse Intern (COVID-19)      |              | 10           |              |              |                         | -10.18                  | -100.0 %              |                         | -100.0 %              |              |
| Nursing/ Midwifery awaiting registration      | 5            |              | 7            | 7            |                         | 7.00                    | -100.0 %              | +2                      | 47.4 %                | 7            |
| Nursing/ Midwifery Student                    | 5            | 10           | 14           | 11           | -3                      | 0.87                    | 8.5 %                 | +6                      | 126.9 %               | 14           |
| Nursing/ Midwifery other                      | 2            | 2            | 4            | 4            |                         | 2.40                    | 150.0 %               | +2                      | 100.0 %               | 4            |
| <b>Nursing &amp; Midwifery</b>                | <b>577</b>   | <b>597</b>   | <b>602</b>   | <b>598</b>   | <b>-4</b>               | <b>1.38</b>             | <b>0.2 %</b>          | <b>+21</b>              | <b>3.6 %</b>          | <b>638</b>   |
| Therapy Professions                           | 45           | 55           | 55           | 55           | -0                      | -0.61                   | -1.1 %                | +9                      | 20.3 %                | 59           |
| Social Care                                   | 15           | 16           | 14           | 14           | -0                      | -2.26                   | -14.1 %               | -1                      | -6.4 %                | 15           |
| Social Workers                                | 41           | 42           | 44           | 44           | +0                      | 2.28                    | 5.5 %                 | +3                      | 7.7 %                 | 47           |
| Psychologists                                 | 34           | 37           | 37           | 37           | +0                      | 0.08                    | 0.2 %                 | +4                      | 10.5 %                | 42           |
| Pharmacy                                      | 3            | 2            | 2            | 3            | +0                      | 0.76                    | 43.7 %                | -0                      | -0.8 %                | 3            |
| H&SC, Other                                   | 3            | 3            | 3            | 3            | -0                      | -0.17                   | -5.7 %                | -0                      | -5.7 %                | 3            |
| <b>Health &amp; Social Care Professionals</b> | <b>140</b>   | <b>155</b>   | <b>155</b>   | <b>155</b>   | <b>-0</b>               | <b>0.08</b>             | <b>0.1 %</b>          | <b>+15</b>              | <b>10.5 %</b>         | <b>169</b>   |
| Management (VIII & above)                     | 5            | 4            | 3            | 3            | +0                      | -1.00                   | -25.0 %               | -2                      | -40.0 %               | 3            |
| Administrative/ Supervisory (V to VII)        | 24           | 26           | 25           | 25           | +1                      | -1.33                   | -5.0 %                | +2                      | 6.6 %                 | 26           |
| Clerical (III & IV)                           | 109          | 102          | 95           | 98           | +3                      | -4.71                   | -4.6 %                | -11                     | -10.5 %               | 110          |
| <b>Management &amp; Administrative</b>        | <b>138</b>   | <b>133</b>   | <b>122</b>   | <b>126</b>   | <b>+3</b>               | <b>-7.04</b>            | <b>-5.3 %</b>         | <b>-12</b>              | <b>-8.6 %</b>         | <b>139</b>   |
| Support                                       | 36           | 31           | 27           | 27           | +0                      | -4.66                   | -14.9 %               | -10                     | -26.6 %               | 28           |
| Maintenance/ Technical                        | 27           | 33           | 35           | 36           | +1                      | 2.72                    | 8.2 %                 | +9                      | 33.0 %                | 36           |
| <b>General Support</b>                        | <b>63</b>    | <b>64</b>    | <b>61</b>    | <b>62</b>    | <b>+1</b>               | <b>-1.94</b>            | <b>-3.0 %</b>         | <b>-1</b>               | <b>-1.1 %</b>         | <b>64</b>    |
| Health Care Assistants                        | 215          | 211          | 198          | 202          | +4                      | -9.10                   | -4.3 %                | -13                     | -5.9 %                | 212          |
| Care, other                                   | 69           | 66           | 71           | 73           | +2                      | 6.43                    | 9.7 %                 | +4                      | 5.1 %                 | 81           |
| <b>Patient &amp; Client Care</b>              | <b>284</b>   | <b>278</b>   | <b>269</b>   | <b>275</b>   | <b>+5</b>               | <b>-2.67</b>            | <b>-1.0 %</b>         | <b>-9</b>               | <b>-3.2 %</b>         | <b>293</b>   |

## Primary Care

| Dec 2022                                      | WTE Dec 2019 | WTE Dec 2020 | WTE Nov 2022 | WTE Dec 2022 | WTE change since Nov 22 | WTE change since Dec 20 | % change since Dec 20 | WTE change since Dec 19 | % change since Dec 19 | No. Dec 2022 |
|---|--------------|--------------|--------------|--------------|-------------------------|-------------------------|-----------------------|-------------------------|-----------------------|--------------|
| <b>Total Primary Care</b>                     | <b>1,134</b> | <b>1,235</b> | <b>1,341</b> | <b>1,351</b> | <b>+10</b>              | <b>115.81</b>           | <b>9.4 %</b>          | <b>+217</b>             | <b>19.1 %</b>         | <b>1,558</b> |
| Consultants                                   | 1            | 1            | 3            | 3            |                         | 1.70                    | 130.8 %               | +2                      | 140.0 %               | 3            |
| Registrars                                    | 40           | 47           | 53           | 53           | +0                      | 5.34                    | 11.3 %                | +13                     | 31.6 %                | 54           |
| SHO/ Interns                                  | 1            | 3            | 3            | 3            | +0                      | -0.02                   | -0.7 %                | +2                      | 198.0 %               | 3            |
| Medical/ Dental, other                        | 46           | 49           | 45           | 46           | +1                      | -3.71                   | -7.5 %                | -0                      | -0.2 %                | 55           |
| <b>Medical &amp; Dental</b>                   | <b>88</b>    | <b>101</b>   | <b>103</b>   | <b>104</b>   | <b>+1</b>               | <b>3.31</b>             | <b>3.3 %</b>          | <b>+16</b>              | <b>18.5 %</b>         | <b>115</b>   |
| Nurse/ Midwife Manager                        | 27           | 28           | 33           | 34           | +0                      | 5.70                    | 20.4 %                | +6                      | 23.0 %                | 36           |
| Nurse/ Midwife Specialist & AN/MP             | 17           | 21           | 38           | 38           | -0                      | 17.02                   | 80.8 %                | +21                     | 120.1 %               | 42           |
| Staff Nurse/ Staff Midwife                    | 74           | 79           | 93           | 92           | -0                      | 13.28                   | 16.8 %                | +18                     | 24.6 %                | 114          |
| Public Health Nurse                           | 191          | 198          | 183          | 186          | +3                      | -11.39                  | -5.8 %                | -5                      | -2.4 %                | 214          |
| Post-registration Nurse/ Midwife Student      | 4            |              | 15           | 14           | -1                      | 14.44                   | -100.0 %              | +10                     | 261.0 %               | 19           |
| Nursing/ Midwifery Student                    | 4            |              | 15           | 14           | -1                      | 14.44                   | -100.0 %              | +10                     | 261.0 %               | 19           |
| <b>Nursing &amp; Midwifery</b>                | <b>313</b>   | <b>326</b>   | <b>363</b>   | <b>365</b>   | <b>+2</b>               | <b>39.05</b>            | <b>12.0 %</b>         | <b>+51</b>              | <b>16.3 %</b>         | <b>425</b>   |
| Therapy Professions                           | 226          | 248          | 284          | 291          | +7                      | 43.01                   | 17.4 %                | +65                     | 28.6 %                | 326          |
| Health Science/ Diagnostics                   | 6            | 7            | 9            | 9            | +0                      | 2.07                    | 30.0 %                | +3                      | 52.7 %                | 9            |
| Social Care                                   | 8            | 9            | 7            | 7            | +0                      | -2.08                   | -23.9 %               | -2                      | -22.0 %               | 7            |
| Social Workers                                | 7            | 6            | 19           | 19           | +0                      | 12.96                   | 223.1 %               | +12                     | 172.4 %               | 19           |
| Psychologists                                 | 24           | 27           | 32           | 32           | -0                      | 5.02                    | 18.8 %                | +8                      | 31.6 %                | 36           |
| Pharmacy                                      | 1            | 1            | 1            | 1            |                         | 0.00                    | 0.0 %                 |                         | 0.0 %                 | 1            |
| H&SC, Other                                   | 40           | 42           | 65           | 63           | -3                      | 20.97                   | 50.3 %                | +23                     | 56.4 %                | 93           |
| <b>Health &amp; Social Care Professionals</b> | <b>312</b>   | <b>339</b>   | <b>416</b>   | <b>421</b>   | <b>+4</b>               | <b>81.95</b>            | <b>24.2 %</b>         | <b>+108</b>             | <b>34.6 %</b>         | <b>491</b>   |
| Management (VIII & above)                     | 33           | 35           | 28           | 29           | +1                      | -6.53                   | -18.5 %               | -4                      | -12.7 %               | 29           |
| Administrative/ Supervisory (V to VII)        | 62           | 73           | 85           | 85           | -1                      | 11.63                   | 15.9 %                | +23                     | 36.6 %                | 89           |
| Clerical (III & IV)                           | 238          | 229          | 216          | 219          | +4                      | -9.46                   | -4.1 %                | -19                     | -7.8 %                | 251          |
| <b>Management &amp; Administrative</b>        | <b>333</b>   | <b>337</b>   | <b>329</b>   | <b>332</b>   | <b>+4</b>               | <b>-4.36</b>            | <b>-1.3 %</b>         | <b>-0</b>               | <b>-0.0 %</b>         | <b>369</b>   |
| Support                                       | 21           | 22           | 18           | 17           | -0                      | -4.76                   | -21.6 %               | -4                      | -17.0 %               | 37           |
| Maintenance/ Technical                        | 9            | 8            | 11           | 11           | +0                      | 3.01                    | 37.7 %                | +2                      | 22.1 %                | 11           |
| <b>General Support</b>                        | <b>30</b>    | <b>30</b>    | <b>29</b>    | <b>28</b>    | <b>-0</b>               | <b>-1.75</b>            | <b>-5.8 %</b>         | <b>-2</b>               | <b>-5.3 %</b>         | <b>48</b>    |
| Health Care Assistants                        | 14           | 57           | 34           | 33           | -1                      | -24.11                  | -42.4 %               | +19                     | 129.5 %               | 36           |
| Care, other                                   | 43           | 46           | 67           | 68           | +1                      | 21.72                   | 47.4 %                | +25                     | 57.4 %                | 74           |
| <b>Patient &amp; Client Care</b>              | <b>57</b>    | <b>103</b>   | <b>101</b>   | <b>100</b>   | <b>-1</b>               | <b>-2.39</b>            | <b>-2.3 %</b>         | <b>+43</b>              | <b>75.4 %</b>         | <b>110</b>   |

## Social Care

| Dec 2022  | WTE Dec 2019 | WTE Dec 2020 | WTE Nov 2022 | WTE Dec 2022 | WTE change since Nov 22 | WTE change since Dec 20 | % change since Dec 20 | WTE change since Dec 19 | % change since Dec 19 | No. Dec 2022 |
|---|--------------|--------------|--------------|--------------|-------------------------|-------------------------|-----------------------|-------------------------|-----------------------|--------------|
| <b>Total Social Care</b>                        | <b>3,103</b> | <b>3,105</b> | <b>3,166</b> | <b>3,189</b> | <b>+23</b>              | <b>84.10</b>            | <b>2.7 %</b>          | <b>+87</b>              | <b>2.8 %</b>          | <b>3,787</b> |
| Consultants                                     | 3            | 3            | 3            | 3            |                         | 0.02                    | 0.6 %                 | +0                      | 0.6 %                 | 4            |
| Registrars                                      | 2            | 2            | 1            | 1            |                         | -1.00                   | -50.0 %               | -1                      | -50.0 %               | 1            |
| <i>Senior House Officer</i>                     |              |              | 1            | 1            |                         | 1.00                    | -100.0 %              | +1                      | -100.0 %              | 1            |
| SHO/ Interns                                    |              |              | 1            | 1            |                         | 1.00                    | -100.0 %              | +1                      | -100.0 %              | 1            |
| Medical/ Dental, other                          | 12           | 12           | 11           | 11           | +0                      | -0.78                   | -6.7 %                | -1                      | -10.5 %               | 12           |
| <b>Medical &amp; Dental</b>                     | <b>18</b>    | <b>17</b>    | <b>16</b>    | <b>16</b>    | <b>+0</b>               | <b>-0.76</b>            | <b>-4.5 %</b>         | <b>-1</b>               | <b>-7.2 %</b>         | <b>18</b>    |
| Nurse/ Midwife Manager                          | 136          | 144          | 147          | 149          | +2                      | 5.12                    | 3.5 %                 | +14                     | 10.1 %                | 161          |
| Nurse/ Midwife Specialist & AN/MP               | 8            | 8            | 13           | 13           | +0                      | 5.73                    | 74.3 %                | +6                      | 70.8 %                | 14           |
| Staff Nurse/ Staff Midwife                      | 466          | 474          | 473          | 470          | -3                      | -3.92                   | -0.8 %                | +4                      | 0.8 %                 | 545          |
| Public Health Nurse                             | 1            | 1            | 1            | 1            |                         | 0.00                    | 0.0 %                 | +0                      | 25.0 %                | 1            |
| <i>Pre-registration Nurse Intern (COVID-19)</i> |              | 1            |              |              |                         | -0.67                   | -100.0 %              |                         | -100.0 %              |              |
| Nursing/ Midwifery Student                      |              | 1            |              |              |                         | -0.67                   | -100.0 %              |                         | -100.0 %              |              |
| <b>Nursing &amp; Midwifery</b>                  | <b>611</b>   | <b>628</b>   | <b>635</b>   | <b>634</b>   | <b>-1</b>               | <b>6.26</b>             | <b>1.0 %</b>          | <b>+23</b>              | <b>3.8 %</b>          | <b>721</b>   |
| Therapy Professions                             | 67           | 59           | 75           | 76           | +1                      | 16.70                   | 28.2 %                | +9                      | 13.4 %                | 88           |
| Health Science/ Diagnostics                     | 1            | 1            | 1            | 1            | -0                      | 0.13                    | 21.7 %                | +0                      | 21.7 %                | 1            |
| Social Care                                     | 222          | 243          | 271          | 279          | +8                      | 36.00                   | 14.8 %                | +58                     | 25.9 %                | 333          |
| Social Workers                                  | 36           | 36           | 39           | 40           | +1                      | 3.50                    | 9.6 %                 | +3                      | 9.6 %                 | 48           |
| Psychologists                                   | 16           | 14           | 18           | 19           | +1                      | 5.17                    | 36.3 %                | +4                      | 22.9 %                | 22           |
| Pharmacy  | 1            | 1            | 1            | 1            | +0                      | -0.49                   | -47.6 %               | -0                      | -46.5 %               | 1            |
| H&SC, Other                                     | 16           | 12           | 12           | 11           | -0                      | -0.31                   | -2.7 %                | -5                      | -28.6 %               | 16           |
| <b>Health &amp; Social Care Professionals</b>   | <b>358</b>   | <b>366</b>   | <b>416</b>   | <b>427</b>   | <b>+11</b>              | <b>60.70</b>            | <b>16.6 %</b>         | <b>+69</b>              | <b>19.2 %</b>         | <b>509</b>   |
| Management (VIII & above)                       | 18           | 18           | 23           | 23           |                         | 5.06                    | 28.4 %                | +5                      | 27.7 %                | 23           |
| Administrative/ Supervisory (V to VII)          | 48           | 54           | 80           | 80           | -1                      | 26.11                   | 48.7 %                | +32                     | 65.9 %                | 84           |
| Clerical (III & IV)                             | 121          | 116          | 111          | 118          | +7                      | 1.94                    | 1.7 %                 | -3                      | -2.7 %                | 141          |
| <b>Management &amp; Administrative</b>          | <b>187</b>   | <b>187</b>   | <b>214</b>   | <b>220</b>   | <b>+6</b>               | <b>33.11</b>            | <b>17.7 %</b>         | <b>+33</b>              | <b>17.8 %</b>         | <b>248</b>   |
| Support   | 101          | 99           | 99           | 96           | -3                      | -2.96                   | -3.0 %                | -5                      | -4.5 %                | 129          |
| Maintenance/ Technical                          | 32           | 32           | 32           | 32           | -0                      | -0.23                   | -0.7 %                | +0                      | 0.5 %                 | 35           |
| <b>General Support</b>                          | <b>133</b>   | <b>132</b>   | <b>131</b>   | <b>128</b>   | <b>-3</b>               | <b>-3.19</b>            | <b>-2.4 %</b>         | <b>-4</b>               | <b>-3.3 %</b>         | <b>164</b>   |
| Health Care Assistants                          | 1,138        | 1,151        | 1,173        | 1,177        | +4                      | 26.27                   | 2.3 %                 | +39                     | 3.4 %                 | 1,382        |
| Home Help                                       | 499          | 456          | 397          | 407          | +10                     | -49.23                  | -10.8 %               | -92                     | -18.5 %               | 528          |
| Care, other                                     | 159          | 168          | 184          | 179          | -5                      | 10.94                   | 6.5 %                 | +21                     | 13.0 %                | 217          |
| <b>Patient &amp; Client Care</b>                | <b>1,796</b> | <b>1,775</b> | <b>1,754</b> | <b>1,763</b> | <b>+10</b>              | <b>-12.02</b>           | <b>-0.7 %</b>         | <b>-33</b>              | <b>-1.8 %</b>         | <b>2,127</b> |

## CHO Operations

| Dec 2022                                      | WTE | WTE | WTE Nov 2022 | WTE Dec 2022 | WTE change since Nov 22 | WTE change since | % change since  | WTE change since | % change since  | No. Dec 2022 |
|---|-----|-----|--------------|--------------|-------------------------|------------------|-----------------|------------------|-----------------|--------------|
| <b>Total CHO Operations</b>                   |     |     | <b>81</b>    | <b>82</b>    | <b>+1</b>               | <b>81.79</b>     | <b>-100.0 %</b> | <b>+82</b>       | <b>-100.0 %</b> | <b>84</b>    |
| <i>Clinical Nurse/ Midwife Manager</i>        |     |     | 4            | 4            | +0                      | 3.94             | -100.0 %        | +4               | -100.0 %        | 4            |
| <i>Director Nursing/Midwifery, Assistant</i>  |     |     | 2            | 2            | +0                      | 1.54             | -100.0 %        | +2               | -100.0 %        | 2            |
| <i>Nurse/ Midwife Manager</i>                 |     |     | 5            | 5            | +0                      | 5.48             | -100.0 %        | +5               | -100.0 %        | 6            |
| <i>Clinical Nurse/ Midwife Specialist</i>     |     |     | 2            | 2            | +0                      | 1.97             | -100.0 %        | +2               | -100.0 %        | 2            |
| <i>Nurse/ Midwife Specialist &amp; AN/MP</i>  |     |     | 2            | 2            | +0                      | 1.97             | -100.0 %        | +2               | -100.0 %        | 2            |
| <b>Nursing &amp; Midwifery</b>                |     |     | <b>7</b>     | <b>7</b>     | <b>+0</b>               | <b>7.45</b>      | <b>-100.0 %</b> | <b>+7</b>        | <b>-100.0 %</b> | <b>8</b>     |
| <i>Pharmacists</i>                            |     |     | 1            | 2            | +1                      | 1.76             | -100.0 %        | +2               | -100.0 %        | 2            |
| <i>Pharmacy</i>                               |     |     | 1            | 2            | +1                      | 1.76             | -100.0 %        | +2               | -100.0 %        | 2            |
| <b>Health &amp; Social Care Professionals</b> |     |     | <b>1</b>     | <b>2</b>     | <b>+1</b>               | <b>1.76</b>      | <b>-100.0 %</b> | <b>+2</b>        | <b>-100.0 %</b> | <b>2</b>     |
| <i>Executive Management</i>                   |     |     | 8            | 8            | +0                      | 7.98             | -100.0 %        | +8               | -100.0 %        | 8            |
| <i>Senior Management (VIII &amp; GM)</i>      |     |     | 7            | 7            | +0                      | 6.81             | -100.0 %        | +7               | -100.0 %        | 7            |
| <i>Management (VIII &amp; above)</i>          |     |     | 15           | 15           | +0                      | 14.79            | -100.0 %        | +15              | -100.0 %        | 15           |
| <i>Middle Management (V-VII)</i>              |     |     | 43           | 42           | -1                      | 41.84            | -100.0 %        | +42              | -100.0 %        | 42           |
| <i>Administrative/ Supervisory (V to VII)</i> |     |     | 43           | 42           | -1                      | 41.84            | -100.0 %        | +42              | -100.0 %        | 42           |
| <i>General Administrative (III &amp; IV)</i>  |     |     | 15           | 16           | +1                      | 15.95            | -100.0 %        | +16              | -100.0 %        | 17           |
| <i>Clerical (III &amp; IV)</i>                |     |     | 15           | 16           | +1                      | 15.95            | -100.0 %        | +16              | -100.0 %        | 17           |
| <b>Management &amp; Administrative</b>        |     |     | <b>72</b>    | <b>73</b>    | <b>+0</b>               | <b>72.58</b>     | <b>-100.0 %</b> | <b>+73</b>       | <b>-100.0 %</b> | <b>74</b>    |

## CHO 2 Employment Report: December 2022

### Disabilities

| Dec 2022                                      | WTE Dec 2019 | WTE Dec 2020 | WTE Nov 2022 | WTE Dec 2022 | WTE change since Nov 22 | WTE change since Dec 20 | % change since Dec 20 | WTE change since Dec 19 | % change since Dec 19 | No. Dec 2022 |
|---|--------------|--------------|--------------|--------------|-------------------------|-------------------------|-----------------------|-------------------------|-----------------------|--------------|
| <b>Total Disabilities</b>                     | <b>1,497</b> | <b>1,516</b> | <b>1,606</b> | <b>1,607</b> | <b>+1</b>               | <b>+91</b>              | <b>6.0 %</b>          | <b>+110</b>             | <b>7.3 %</b>          | <b>1,965</b> |
| Consultants                                   | 3            | 3            | 3            | 3            |                         | +0                      | 0.6 %                 | +0                      | 0.6 %                 | 4            |
| Registrars                                    | 2            | 2            | 1            | 1            |                         | -1                      | -50.0 %               | -1                      | -50.0 %               | 1            |
| Senior House Officer                          |              |              | 1            | 1            |                         | +1                      | -100.0 %              | +1                      | -100.0 %              | 1            |
| SHO/ Interns                                  |              |              | 1            | 1            |                         | +1                      | -100.0 %              | +1                      | -100.0 %              | 1            |
| Medical/ Dental, other                        | 1            | 1            | 1            | 1            |                         |                         | 0.0 %                 |                         | 0.0 %                 | 1            |
| <b>Medical &amp; Dental</b>                   | <b>6</b>     | <b>6</b>     | <b>6</b>     | <b>6</b>     |                         | <b>+0</b>               | <b>0.3 %</b>          | <b>+0</b>               | <b>0.3 %</b>          | <b>7</b>     |
| Nurse/ Midwife Manager                        | 77           | 78           | 78           | 76           | -3                      | -2                      | -3.1 %                | -2                      | -2.5 %                | 83           |
| Nurse/ Midwife Specialist & AN/MP             | 6            | 6            | 6            | 6            | +0                      | +1                      | 13.1 %                | +1                      | 10.1 %                | 7            |
| Staff Nurse/ Staff Midwife                    | 165          | 169          | 165          | 166          | +1                      | -3                      | -2.0 %                | +0                      | 0.2 %                 | 202          |
| Pre-registration Nurse Intern (COVID-19)      |              | 1            |              |              |                         | -1                      | -100.0 %              |                         | -100.0 %              |              |
| Nursing/ Midwifery Student                    |              | 1            |              |              |                         | -1                      | -100.0 %              |                         | -100.0 %              |              |
| <b>Nursing &amp; Midwifery</b>                | <b>249</b>   | <b>253</b>   | <b>250</b>   | <b>248</b>   | <b>-2</b>               | <b>-6</b>               | <b>-2.2 %</b>         | <b>-1</b>               | <b>-0.4 %</b>         | <b>292</b>   |
| Therapy Professions                           | 41           | 34           | 48           | 48           | -0                      | +14                     | 41.0 %                | +7                      | 15.8 %                | 58           |
| Social Care                                   | 222          | 243          | 271          | 279          | +8                      | +36                     | 14.8 %                | +58                     | 25.9 %                | 333          |
| Social Workers                                | 26           | 26           | 26           | 27           | +0                      | +1                      | 3.6 %                 | +1                      | 2.7 %                 | 34           |
| Psychologists                                 | 16           | 14           | 18           | 19           | +1                      | +5                      | 36.3 %                | +4                      | 22.9 %                | 22           |
| H&SC, Other                                   | 16           | 12           | 12           | 11           | -0                      | -0                      | -2.7 %                | -5                      | -28.6 %               | 16           |
| <b>Health &amp; Social Care Professionals</b> | <b>321</b>   | <b>329</b>   | <b>376</b>   | <b>385</b>   | <b>+9</b>               | <b>+56</b>              | <b>16.9 %</b>         | <b>+64</b>              | <b>19.9 %</b>         | <b>463</b>   |
| Management (VIII & above)                     | 16           | 16           | 17           | 17           |                         | +1                      | 6.7 %                 | +1                      | 6.0 %                 | 17           |
| Administrative/ Supervisory (V to VII)        | 40           | 44           | 64           | 64           | -0                      | +20                     | 44.0 %                | +24                     | 58.3 %                | 68           |
| Clerical (III & IV)                           | 50           | 50           | 51           | 54           | +3                      | +4                      | 7.8 %                 | +4                      | 8.8 %                 | 65           |
| <b>Management &amp; Administrative</b>        | <b>106</b>   | <b>110</b>   | <b>132</b>   | <b>135</b>   | <b>+3</b>               | <b>+25</b>              | <b>22.2 %</b>         | <b>+29</b>              | <b>27.3 %</b>         | <b>150</b>   |
| Support                                       | 45           | 43           | 49           | 46           | -3                      | +3                      | 6.2 %                 | +1                      | 2.3 %                 | 74           |
| Maintenance/ Technical                        | 13           | 13           | 12           | 12           | +0                      | -1                      | -8.1 %                | -1                      | -9.0 %                | 14           |
| <b>General Support</b>                        | <b>58</b>    | <b>56</b>    | <b>60</b>    | <b>58</b>    | <b>-3</b>               | <b>+2</b>               | <b>2.9 %</b>          | <b>-0</b>               | <b>-0.3 %</b>         | <b>88</b>    |
| Health Care Assistants                        | 623          | 625          | 643          | 641          | -1                      | +16                     | 2.6 %                 | +18                     | 2.9 %                 | 794          |
| Care, other                                   | 134          | 136          | 139          | 134          | -5                      | -1                      | -1.1 %                | +0                      | 0.1 %                 | 171          |
| <b>Patient &amp; Client Care</b>              | <b>757</b>   | <b>761</b>   | <b>782</b>   | <b>776</b>   | <b>-7</b>               | <b>+15</b>              | <b>2.0 %</b>          | <b>+18</b>              | <b>2.4 %</b>          | <b>965</b>   |

## Older People

| Dec 2022                                      | WTE Dec 2019 | WTE Dec 2020 | WTE Nov 2022 | WTE Dec 2022 | WTE change since Nov 22 | WTE change since Dec 20 | % change since Dec 20 | WTE change since Dec 19 | % change since Dec 19 | No. Dec 2022 |
|---|--------------|--------------|--------------|--------------|-------------------------|-------------------------|-----------------------|-------------------------|-----------------------|--------------|
| <b>Total Older People</b>                     | <b>1,606</b> | <b>1,590</b> | <b>1,560</b> | <b>1,582</b> | <b>+23</b>              | <b>-7</b>               | <b>-0.4 %</b>         | <b>-23</b>              | <b>-1.4 %</b>         | <b>1,822</b> |
| Medical/ Dental, other                        | 11           | 11           | 10           | 10           | +0                      | -1                      | -7.3 %                | -1                      | -11.5 %               | 11           |
| <b>Medical &amp; Dental</b>                   | <b>11</b>    | <b>11</b>    | <b>10</b>    | <b>10</b>    | <b>+0</b>               | <b>-1</b>               | <b>-7.3 %</b>         | <b>-1</b>               | <b>-11.5 %</b>        | <b>11</b>    |
| Nurse/ Midwife Manager                        | 58           | 66           | 69           | 74           | +5                      | +7                      | 11.3 %                | +16                     | 26.9 %                | 78           |
| Nurse/ Midwife Specialist & AN/MP             | 2            | 2            | 7            | 7            | +0                      | +5                      | 249.0 %               | +5                      | 249.0 %               | 7            |
| Staff Nurse/ Staff Midwife                    | 301          | 305          | 309          | 305          | -4                      | -1                      | -0.2 %                | +3                      | 1.1 %                 | 343          |
| Public Health Nurse                           | 1            | 1            | 1            | 1            |                         |                         | 0.0 %                 | +0                      | 25.0 %                | 1            |
| <b>Nursing &amp; Midwifery</b>                | <b>362</b>   | <b>374</b>   | <b>385</b>   | <b>386</b>   | <b>+1</b>               | <b>+12</b>              | <b>3.2 %</b>          | <b>+24</b>              | <b>6.7 %</b>          | <b>429</b>   |
| <b>Health &amp; Social Care Professionals</b> | <b>37</b>    | <b>37</b>    | <b>40</b>    | <b>42</b>    | <b>+2</b>               | <b>+5</b>               | <b>13.4 %</b>         | <b>+5</b>               | <b>13.0 %</b>         | <b>46</b>    |
| Management (VIII & above)                     | 2            | 2            | 6            | 6            |                         | +4                      | 200.0 %               | +4                      | 200.0 %               | 6            |
| Administrative/ Supervisory (V to VII)        | 8            | 9            | 16           | 16           | -1                      | +7                      | 71.6 %                | +8                      | 106.0 %               | 16           |
| Clerical (III & IV)                           | 72           | 66           | 60           | 64           | +4                      | -2                      | -3.0 %                | -8                      | -10.7 %               | 76           |
| <b>Management &amp; Administrative</b>        | <b>81</b>    | <b>77</b>    | <b>82</b>    | <b>86</b>    | <b>+3</b>               | <b>+9</b>               | <b>11.1 %</b>         | <b>+4</b>               | <b>5.5 %</b>          | <b>98</b>    |
| Support                                       | 56           | 56           | 50           | 51           | +0                      | -6                      | -10.0 %               | -6                      | -9.9 %                | 55           |
| Maintenance/ Technical                        | 19           | 19           | 20           | 20           | -0                      | +1                      | 4.2 %                 | +1                      | 7.0 %                 | 21           |
| <b>General Support</b>                        | <b>75</b>    | <b>76</b>    | <b>71</b>    | <b>71</b>    | <b>-0</b>               | <b>-5</b>               | <b>-6.4 %</b>         | <b>-4</b>               | <b>-5.6 %</b>         | <b>76</b>    |
| Health Care Assistants                        | 515          | 526          | 530          | 536          | +6                      | +10                     | 1.9 %                 | +21                     | 4.0 %                 | 588          |
| Home Help                                     | 499          | 456          | 397          | 407          | +10                     | -49                     | -10.8 %               | -92                     | -18.5 %               | 528          |
| Care, other                                   | 24           | 33           | 45           | 45           | +0                      | +12                     | 38.1 %                | +20                     | 83.8 %                | 46           |
| <b>Patient &amp; Client Care</b>              | <b>1,039</b> | <b>1,015</b> | <b>971</b>   | <b>988</b>   | <b>+16</b>              | <b>-27</b>              | <b>-2.7 %</b>         | <b>-51</b>              | <b>-4.9 %</b>         | <b>1,162</b> |

## CHO 2 Employment by Administration (HSE / S38): December 2022

| Dec 2022                             | WTE Dec 2019 | WTE Dec 2020 | WTE Nov 2022 | WTE Dec 2022 | WTE change since Nov 22 | WTE change since Dec 20 | % change since Dec 20 | WTE change since Dec 19 | % change since Dec 19 | No. Dec 2022 |
|--------------------------------------|--------------|--------------|--------------|--------------|-------------------------|-------------------------|-----------------------|-------------------------|-----------------------|--------------|
| <b>Overall</b>                       | <b>5,545</b> | <b>5,690</b> | <b>5,929</b> | <b>5,972</b> | <b>+43</b>              | <b>+282</b>             | <b>5.0 %</b>          | <b>+427</b>             | <b>7.7 %</b>          | <b>6,873</b> |
| <b>HSE</b>                           | <b>4,256</b> | <b>4,393</b> | <b>4,550</b> | <b>4,596</b> | <b>+46</b>              | <b>+204</b>             | <b>4.6 %</b>          | <b>+340</b>             | <b>8.0 %</b>          | <b>5,160</b> |
| <b>Section 38 Voluntary Agencies</b> | <b>1,288</b> | <b>1,298</b> | <b>1,379</b> | <b>1,376</b> | <b>-3</b>               | <b>+78</b>              | <b>6.0 %</b>          | <b>+87</b>              | <b>6.8 %</b>          | <b>1,713</b> |

## HSE

| Dec 2022                                      | WTE Dec 2019 | WTE Dec 2020 | WTE Nov 2022 | WTE Dec 2022 | WTE change since Nov 22 | WTE change since Dec 20 | % change since Dec 20 | WTE change since Dec 19 | % change since Dec 19 | No. Dec 2022 |
|---|--------------|--------------|--------------|--------------|-------------------------|-------------------------|-----------------------|-------------------------|-----------------------|--------------|
| <b>Overall</b>                                | <b>4,256</b> | <b>4,393</b> | <b>4,550</b> | <b>4,596</b> | <b>+46</b>              | <b>+204</b>             | <b>4.6 %</b>          | <b>+340</b>             | <b>8.0 %</b>          | <b>5,160</b> |
| Consultants                                   | 40           | 39           | 41           | 41           | -0                      | +2                      | 4.0 %                 | +1                      | 2.7 %                 | 44           |
| Registrars                                    | 73           | 84           | 88           | 90           | +2                      | +6                      | 6.8 %                 | +16                     | 22.4 %                | 91           |
| SHO/ Interns                                  | 36           | 43           | 42           | 42           | -1                      | -1                      | -2.5 %                | +6                      | 16.5 %                | 43           |
| Medical/ Dental, other                        | 59           | 62           | 57           | 57           | +1                      | -4                      | -7.3 %                | -1                      | -2.4 %                | 68           |
| <b>Medical &amp; Dental</b>                   | <b>208</b>   | <b>228</b>   | <b>228</b>   | <b>230</b>   | <b>+1</b>               | <b>+2</b>               | <b>0.7 %</b>          | <b>+22</b>              | <b>10.6 %</b>         | <b>246</b>   |
| Nurse/ Midwife Manager                        | 241          | 255          | 261          | 266          | +5                      | +11                     | 4.2 %                 | +24                     | 10.1 %                | 277          |
| Nurse/ Midwife Specialist & AN/MP             | 88           | 103          | 138          | 137          | -1                      | +34                     | 32.6 %                | +49                     | 56.0 %                | 146          |
| Staff Nurse/ Staff Midwife                    | 778          | 784          | 794          | 789          | -5                      | +5                      | 0.6 %                 | +11                     | 1.4 %                 | 886          |
| Public Health Nurse                           | 192          | 199          | 184          | 187          | +3                      | -11                     | -5.7 %                | -4                      | -2.3 %                | 215          |
| Pre-registration Nurse/ Midwife Intern        | 0            |              | 7            | 4            | -3                      | +4                      | -100.0 %              | +4                      | 3275.0 %              | 7            |
| Pre-registration Nurse Intern (COVID-19)      |              | 10           |              |              |                         | -10                     | -100.0 %              |                         | -100.0 %              |              |
| Post-registration Nurse/ Midwife Student      | 4            |              | 15           | 14           | -1                      | +14                     | -100.0 %              | +10                     | 261.0 %               | 19           |
| Nursing/ Midwifery awaiting registration      | 5            |              | 7            | 7            |                         | +7                      | -100.0 %              | +2                      | 47.4 %                | 7            |
| Nursing/ Midwifery Student                    | 9            | 10           | 29           | 25           | -3                      | +15                     | 150.4 %               | +17                     | 187.4 %               | 33           |
| Nursing/ Midwifery other                      | 2            | 2            | 4            | 4            |                         | +2                      | 150.0 %               | +2                      | 100.0 %               | 4            |
| <b>Nursing &amp; Midwifery</b>                | <b>1,310</b> | <b>1,353</b> | <b>1,409</b> | <b>1,408</b> | <b>-1</b>               | <b>+56</b>              | <b>4.1 %</b>          | <b>+99</b>              | <b>7.5 %</b>          | <b>1,561</b> |
| Therapy Professions                           | 304          | 333          | 379          | 387          | +8                      | +54                     | 16.3 %                | +83                     | 27.4 %                | 430          |
| Health Science/ Diagnostics                   | 6            | 8            | 10           | 10           |                         | +2                      | 29.3 %                | +3                      | 49.8 %                | 10           |
| Social Care                                   | 50           | 57           | 49           | 48           | -1                      | -9                      | -16.2 %               | -2                      | -3.5 %                | 52           |
| Social Workers                                | 58           | 58           | 76           | 77           | +1                      | +19                     | 33.4 %                | +19                     | 31.9 %                | 82           |
| Psychologists                                 | 59           | 66           | 73           | 74           | +1                      | +8                      | 12.3 %                | +14                     | 24.1 %                | 83           |
| Pharmacy                                      | 5            | 4            | 5            | 6            | +1                      | +2                      | 53.8 %                | +1                      | 28.0 %                | 7            |
| H&SC, Other                                   | 43           | 45           | 68           | 66           | -3                      | +21                     | 46.5 %                | +22                     | 52.1 %                | 96           |
| <b>Health &amp; Social Care Professionals</b> | <b>525</b>   | <b>570</b>   | <b>660</b>   | <b>667</b>   | <b>+7</b>               | <b>+97</b>              | <b>17.1 %</b>         | <b>+142</b>             | <b>26.9 %</b>         | <b>760</b>   |
| Management (VIII & above)                     | 43           | 45           | 56           | 58           | +1                      | +12                     | 27.2 %                | +15                     | 34.0 %                | 58           |
| Administrative/ Supervisory (V to VII)        | 99           | 124          | 184          | 184          | +0                      | +61                     | 49.1 %                | +86                     | 86.6 %                | 191          |
| Clerical (III & IV)                           | 431          | 410          | 397          | 410          | +13                     | -0                      | -0.0 %                | -21                     | -4.9 %                | 469          |
| <b>Management &amp; Administrative</b>        | <b>573</b>   | <b>579</b>   | <b>637</b>   | <b>652</b>   | <b>+15</b>              | <b>+73</b>              | <b>12.6 %</b>         | <b>+79</b>              | <b>13.9 %</b>         | <b>718</b>   |
| Support                                       | 113          | 109          | 95           | 94           | -0                      | -15                     | -13.8 %               | -19                     | -16.6 %               | 120          |
| Maintenance/ Technical                        | 63           | 68           | 73           | 75           | +1                      | +6                      | 9.0 %                 | +12                     | 18.6 %                | 76           |
| <b>General Support</b>                        | <b>176</b>   | <b>178</b>   | <b>168</b>   | <b>169</b>   | <b>+1</b>               | <b>-9</b>               | <b>-5.0 %</b>         | <b>-7</b>               | <b>-4.0 %</b>         | <b>196</b>   |
| Health Care Assistants                        | 821          | 870          | 837          | 846          | +9                      | -25                     | -2.9 %                | +24                     | 2.9 %                 | 916          |
| Home Help                                     | 499          | 456          | 397          | 407          | +10                     | -49                     | -10.8 %               | -92                     | -18.5 %               | 528          |
| Care, other                                   | 144          | 159          | 214          | 218          | +4                      | +59                     | 37.3 %                | +73                     | 50.9 %                | 235          |
| <b>Patient &amp; Client Care</b>              | <b>1,465</b> | <b>1,485</b> | <b>1,447</b> | <b>1,470</b> | <b>+23</b>              | <b>-15</b>              | <b>-1.0 %</b>         | <b>+5</b>               | <b>0.4 %</b>          | <b>1,679</b> |



Section 38 Voluntary Agencies

| Dec 2022                                 | WTE<br>Dec<br>2019 | WTE<br>Dec<br>2020 | WTE<br>Nov<br>2022 | WTE<br>Dec<br>2022 | WTE<br>change<br>since<br>Nov 22 | WTE<br>change<br>since<br>Dec 20 | %<br>change<br>since<br>Dec 20 | WTE<br>change<br>since<br>Dec 19 | % change<br>since Dec<br>19 | No. Dec<br>2022 |
|--|--------------------|--------------------|--------------------|--------------------|----------------------------------|----------------------------------|--------------------------------|----------------------------------|-----------------------------|-----------------|
| Overall                                  | 1,288              | 1,298              | 1,379              | 1,376              | -3                               | +78                              | 6.0 %                          | +87                              | 6.8 %                       | 1,713           |
| Consultants                              | 2                  | 2                  | 2                  | 2                  |                                  | +0                               | 0.8 %                          | +0                               | 0.8 %                       | 3               |
| Registrars                               | 2                  | 2                  | 1                  | 1                  |                                  | -1                               | -50.0 %                        | -1                               | -50.0 %                     | 1               |
| Senior House Officer                     |                    |                    | 1                  | 1                  |                                  | +1                               | -100.0 %                       | +1                               | -100.0 %                    | 1               |
| SHO/ Interns                             |                    |                    | 1                  | 1                  |                                  | +1                               | -100.0 %                       | +1                               | -100.0 %                    | 1               |
| Medical & Dental                         | 4                  | 4                  | 4                  | 4                  |                                  | +0                               | 0.5 %                          | +0                               | 0.5 %                       | 5               |
| Nurse/ Midwife Manager                   | 67                 | 68                 | 67                 | 65                 | -3                               | -4                               | -5.1 %                         | -3                               | -3.8 %                      | 72              |
| Nurse/ Midwife Specialist & AN/MP        | 5                  | 5                  | 4                  | 4                  | +0                               | -0                               | -5.3 %                         | -0                               | -8.4 %                      | 5               |
| Staff Nurse/ Staff Midwife               | 120                | 124                | 126                | 127                | +1                               | +3                               | 2.4 %                          | +7                               | 5.6 %                       | 154             |
| Pre-registration Nurse Intern (COVID-19) |                    | 1                  |                    |                    |                                  | -1                               | -100.0 %                       |                                  | -100.0 %                    |                 |
| Nursing/ Midwifery Student               |                    | 1                  |                    |                    |                                  | -1                               | -100.0 %                       |                                  | -100.0 %                    |                 |
| Nursing & Midwifery                      | 192                | 197                | 198                | 196                | -2                               | -1                               | -0.7 %                         | +4                               | 2.0 %                       | 231             |
| Therapy Professions                      | 35                 | 29                 | 34                 | 34                 | +0                               | +5                               | 17.0 %                         | -0                               | -1.2 %                      | 43              |
| Social Care                              | 195                | 211                | 243                | 252                | +9                               | +41                              | 19.4 %                         | +56                              | 28.9 %                      | 303             |
| Social Workers                           | 25                 | 26                 | 25                 | 25                 | +0                               | -1                               | -2.1 %                         | -0                               | -0.7 %                      | 32              |
| Psychologists                            | 14                 | 12                 | 14                 | 14                 | +0                               | +2                               | 17.9 %                         | +0                               | 3.1 %                       | 17              |
| H&SC, Other                              | 16                 | 12                 | 12                 | 11                 | -0                               | -0                               | -2.7 %                         | -5                               | -28.6 %                     | 16              |
| Health & Social Care Professionals       | 285                | 290                | 328                | 337                | +9                               | +47                              | 16.3 %                         | +52                              | 18.1 %                      | 411             |
| Management (VIII & above)                | 13                 | 13                 | 13                 | 13                 |                                  |                                  | 0.0 %                          | -0                               | -0.3 %                      | 13              |
| Administrative/ Supervisory (V to VII)   | 35                 | 36                 | 52                 | 51                 | -1                               | +14                              | 39.4 %                         | +16                              | 46.4 %                      | 54              |
| Clerical (III & IV)                      | 37                 | 38                 | 40                 | 42                 | +1                               | +4                               | 10.5 %                         | +4                               | 11.8 %                      | 51              |
| Management & Administrative              | 85                 | 87                 | 105                | 105                | +0                               | +18                              | 21.1 %                         | +20                              | 24.1 %                      | 118             |
| Support                                  | 45                 | 43                 | 49                 | 46                 | -3                               | +3                               | 6.2 %                          | +1                               | 2.3 %                       | 74              |
| Maintenance/ Technical                   | 5                  | 5                  | 4                  | 4                  | +0                               | -1                               | -13.7 %                        | -1                               | -12.8 %                     | 6               |
| General Support                          | 50                 | 48                 | 53                 | 50                 | -3                               | +2                               | 4.1 %                          | +0                               | 0.7 %                       | 80              |
| Health Care Assistants                   | 546                | 548                | 568                | 566                | -2                               | +18                              | 3.3 %                          | +20                              | 3.7 %                       | 714             |
| Care, other                              | 126                | 123                | 123                | 117                | -5                               | -6                               | -4.6 %                         | -9                               | -7.4 %                      | 154             |
| Patient & Client Care                    | 672                | 671                | 691                | 683                | -8                               | +12                              | 1.8 %                          | +11                              | 1.6 %                       | 868             |

## CHO 2 Employment by S38 Agency: December 2022

### Bros. of Charity, West Region

| Dec 2022                                      | WTE Dec 2019 | WTE Dec 2020 | WTE Nov 2022 | WTE Dec 2022 | WTE change since Nov 22 | WTE change since Dec 20 | % change since Dec 20 | WTE change since Dec 19 | % change since Dec 19 | No. Dec 2022 |
|---|--------------|--------------|--------------|--------------|-------------------------|-------------------------|-----------------------|-------------------------|-----------------------|--------------|
| <b>Overall</b>                                | <b>1,288</b> | <b>1,298</b> | <b>1,379</b> | <b>1,376</b> | <b>-3</b>               | <b>+78</b>              | <b>6.0 %</b>          | <b>+87</b>              | <b>6.8 %</b>          | <b>1,713</b> |
| Consultants                                   | 2            | 2            | 2            | 2            |                         | +0                      | 0.8 %                 | +0                      | 0.8 %                 | 3            |
| Registrars                                    | 2            | 2            | 1            | 1            |                         | -1                      | -50.0 %               | -1                      | -50.0 %               | 1            |
| Senior House Officer                          |              |              | 1            | 1            |                         | +1                      | -100.0 %              | +1                      | -100.0 %              | 1            |
| SHO/ Interns                                  |              |              | 1            | 1            |                         | +1                      | -100.0 %              | +1                      | -100.0 %              | 1            |
| <b>Medical &amp; Dental</b>                   | <b>4</b>     | <b>4</b>     | <b>4</b>     | <b>4</b>     |                         | <b>+0</b>               | <b>0.5 %</b>          | <b>+0</b>               | <b>0.5 %</b>          | <b>5</b>     |
| Nurse/ Midwife Manager                        | 67           | 68           | 67           | 65           | -3                      | -4                      | -5.1 %                | -3                      | -3.8 %                | 72           |
| Nurse/ Midwife Specialist & AN/MP             | 5            | 5            | 4            | 4            | +0                      | -0                      | -5.3 %                | -0                      | -8.4 %                | 5            |
| Staff Nurse/ Staff Midwife                    | 120          | 124          | 126          | 127          | +1                      | +3                      | 2.4 %                 | +7                      | 5.6 %                 | 154          |
| Pre-registration Nurse Intern (COVID-19)      |              | 1            |              |              |                         |                         | -100.0 %              |                         | -100.0 %              |              |
| Nursing/ Midwifery Student                    |              | 1            |              |              |                         | -1                      | -100.0 %              |                         | -100.0 %              |              |
| <b>Nursing &amp; Midwifery</b>                | <b>192</b>   | <b>197</b>   | <b>198</b>   | <b>196</b>   | <b>-2</b>               | <b>-1</b>               | <b>-0.7 %</b>         | <b>+4</b>               | <b>2.0 %</b>          | <b>231</b>   |
| Therapy Professions                           | 35           | 29           | 34           | 34           | +0                      | +5                      | 17.0 %                | -0                      | -1.2 %                | 43           |
| Social Care                                   | 195          | 211          | 243          | 252          | +9                      | +41                     | 19.4 %                | +56                     | 28.9 %                | 303          |
| Social Workers                                | 25           | 26           | 25           | 25           | +0                      | -1                      | -2.1 %                | -0                      | -0.7 %                | 32           |
| Psychologists                                 | 14           | 12           | 14           | 14           | +0                      | +2                      | 17.9 %                | +0                      | 3.1 %                 | 17           |
| H&SC, Other                                   | 16           | 12           | 12           | 11           | -0                      | -0                      | -2.7 %                | -5                      | -28.6 %               | 16           |
| <b>Health &amp; Social Care Professionals</b> | <b>285</b>   | <b>290</b>   | <b>328</b>   | <b>337</b>   | <b>+9</b>               | <b>+47</b>              | <b>16.3 %</b>         | <b>+52</b>              | <b>18.1 %</b>         | <b>411</b>   |
| Management (VIII & above)                     | 13           | 13           | 13           | 13           |                         |                         | 0.0 %                 | -0                      | -0.3 %                | 13           |
| Administrative/ Supervisory (V to VII)        | 35           | 36           | 52           | 51           | -1                      | +14                     | 39.4 %                | +16                     | 46.4 %                | 54           |
| Clerical (III & IV)                           | 37           | 38           | 40           | 42           | +1                      | +4                      | 10.5 %                | +4                      | 11.8 %                | 51           |
| <b>Management &amp; Administrative</b>        | <b>85</b>    | <b>87</b>    | <b>105</b>   | <b>105</b>   | <b>+0</b>               | <b>+18</b>              | <b>21.1 %</b>         | <b>+20</b>              | <b>24.1 %</b>         | <b>118</b>   |
| Support                                       | 45           | 43           | 49           | 46           | -3                      | +3                      | 6.2 %                 | +1                      | 2.3 %                 | 74           |
| Maintenance/ Technical                        | 5            | 5            | 4            | 4            | +0                      | -1                      | -13.7 %               | -1                      | -12.8 %               | 6            |
| <b>General Support</b>                        | <b>50</b>    | <b>48</b>    | <b>53</b>    | <b>50</b>    | <b>-3</b>               | <b>+2</b>               | <b>4.1 %</b>          | <b>+0</b>               | <b>0.7 %</b>          | <b>80</b>    |
| Health Care Assistants                        | 546          | 548          | 568          | 566          | -2                      | +18                     | 3.3 %                 | +20                     | 3.7 %                 | 714          |
| Care, other                                   | 126          | 123          | 123          | 117          | -5                      | -6                      | -4.6 %                | -9                      | -7.4 %                | 154          |
| <b>Patient &amp; Client Care</b>              | <b>672</b>   | <b>671</b>   | <b>691</b>   | <b>683</b>   | <b>-8</b>               | <b>+12</b>              | <b>1.8 %</b>          | <b>+11</b>              | <b>1.6 %</b>          | <b>868</b>   |

## CHO 2 Employment by Grade Group & Staff Category: December 2022

| Dec 2022                                     | WTE Dec 2019 | WTE Dec 2020 | WTE Nov 2022 | WTE Dec 2022 | WTE change since Nov 22 | WTE change since Dec 20 | % change since Dec 20 | WTE change since Dec 19 | % change since Dec 19 | No. Dec 2022 |
|--|--------------|--------------|--------------|--------------|-------------------------|-------------------------|-----------------------|-------------------------|-----------------------|--------------|
| <b>Overall</b>                               | <b>5,545</b> | <b>5,690</b> | <b>5,929</b> | <b>5,972</b> | <b>+43</b>              | <b>+282</b>             | <b>5.0 %</b>          | <b>+427</b>             | <b>7.7 %</b>          | <b>6,873</b> |
| Consultant Medicine                          | 1            | 1            | 3            | 3            |                         | +2                      | 200.0 %               | +2                      | 200.0 %               | 3            |
| Consultant Paediatrics                       | 1            | 1            | 1            | 1            |                         |                         | 0.0 %                 |                         | 0.0 %                 | 1            |
| Consultant Psychiatry                        | 40           | 39           | 40           | 39           | -0                      | -0                      | -0.3 %                | -1                      | -1.6 %                | 43           |
| Consultant Surgery                           | 0            | 0            |              |              |                         | -0                      | -100.0 %              | -0                      | -100.0 %              |              |
| <b>Consultants</b>                           | <b>42</b>    | <b>42</b>    | <b>44</b>    | <b>43</b>    | <b>-0</b>               | <b>+2</b>               | <b>3.8 %</b>          | <b>+1</b>               | <b>2.6 %</b>          | <b>47</b>    |
| Registrar                                    | 58           | 64           | 73           | 75           | +2                      | +10                     | 15.9 %                | +16                     | 28.3 %                | 76           |
| Senior Registrar                             | 17           | 22           | 16           | 16           | +0                      | -6                      | -26.0 %               | -1                      | -6.4 %                | 16           |
| <b>Registrars</b>                            | <b>75</b>    | <b>86</b>    | <b>89</b>    | <b>91</b>    | <b>+2</b>               | <b>+5</b>               | <b>5.5 %</b>          | <b>+15</b>              | <b>20.5 %</b>         | <b>92</b>    |
| <b>SHO/ Interns</b>                          | <b>36</b>    | <b>43</b>    | <b>43</b>    | <b>43</b>    | <b>-1</b>               | <b>-0</b>               | <b>-0.2 %</b>         | <b>+7</b>               | <b>19.3 %</b>         | <b>44</b>    |
| Dentists                                     | 21           | 21           | 23           | 23           | +0                      | +2                      | 8.9 %                 | +2                      | 9.5 %                 | 27           |
| Other Medical                                | 38           | 41           | 34           | 34           | +0                      | -6                      | -15.7 %               | -3                      | -9.0 %                | 41           |
| <b>Medical/ Dental, other</b>                | <b>59</b>    | <b>62</b>    | <b>57</b>    | <b>57</b>    | <b>+1</b>               | <b>-4</b>               | <b>-7.3 %</b>         | <b>-1</b>               | <b>-2.4 %</b>         | <b>68</b>    |
| <b>Medical &amp; Dental</b>                  | <b>212</b>   | <b>232</b>   | <b>233</b>   | <b>234</b>   | <b>+1</b>               | <b>+2</b>               | <b>0.7 %</b>          | <b>+22</b>              | <b>10.4 %</b>         | <b>251</b>   |
| Clinical Nurse/ Midwife Manager              | 241          | 256          | 256          | 259          | +3                      | +3                      | 1.0 %                 | +18                     | 7.4 %                 | 275          |
| Director Nursing/Midwifery, Assistant        | 45           | 43           | 47           | 47           | -0                      | +4                      | 8.8 %                 | +2                      | 5.4 %                 | 49           |
| Director of Nursing/Midwifery                | 23           | 24           | 25           | 25           | -0                      | +1                      | 3.8 %                 | +2                      | 6.7 %                 | 25           |
| <b>Nurse/ Midwife Manager</b>                | <b>309</b>   | <b>323</b>   | <b>328</b>   | <b>331</b>   | <b>+3</b>               | <b>+7</b>               | <b>2.3 %</b>          | <b>+22</b>              | <b>7.1 %</b>          | <b>349</b>   |
| Advanced Nurse/ Midwife Practitioner         | 9            | 11           | 21           | 22           | +1                      | +11                     | 100.4 %               | +13                     | 142.7 %               | 22           |
| Clinical Nurse/ Midwife Specialist           | 84           | 97           | 121          | 119          | -2                      | +22                     | 23.2 %                | +36                     | 42.9 %                | 129          |
| <b>Nurse/ Midwife Specialist &amp; AN/MP</b> | <b>93</b>    | <b>108</b>   | <b>142</b>   | <b>141</b>   | <b>-1</b>               | <b>+33</b>              | <b>31.0 %</b>         | <b>+49</b>              | <b>52.6 %</b>         | <b>151</b>   |
| Staff Nurse [Intellectual Disability]        | 90           | 120          | 123          | 124          | +1                      | +4                      | 3.1 %                 | +34                     | 38.3 %                | 151          |
| Staff Nurse [Psychiatric]                    | 371          | 365          | 366          | 366          | +0                      | +1                      | 0.3 %                 | -5                      | -1.4 %                | 396          |
| Staff Nurses [General/ Children's]           | 437          | 423          | 431          | 426          | -5                      | +3                      | 0.7 %                 | -11                     | -2.6 %                | 493          |
| <b>Staff Nurse/ Staff Midwife</b>            | <b>898</b>   | <b>908</b>   | <b>920</b>   | <b>916</b>   | <b>-4</b>               | <b>+8</b>               | <b>0.9 %</b>          | <b>+18</b>              | <b>2.0 %</b>          | <b>1,040</b> |
| <b>Public Health Nurse</b>                   | <b>192</b>   | <b>199</b>   | <b>184</b>   | <b>187</b>   | <b>+3</b>               | <b>-11</b>              | <b>-5.7 %</b>         | <b>-4</b>               | <b>-2.3 %</b>         | <b>215</b>   |
| Pre-registration Nurse/ Midwife Intern       | 0            |              | 7            | 4            | -3                      | +4                      | -100.0 %              | +4                      | 3275.0 %              | 7            |
| Pre-registration Nurse Intern (COVID-19)     |              | 11           |              |              |                         | -11                     | -100.0 %              |                         | -100.0 %              |              |
| Post-registration Nurse/ Midwife Student     | 4            |              | 15           | 14           | -1                      | +14                     | -100.0 %              | +10                     | 261.0 %               | 19           |
| Nursing/ Midwifery awaiting registration     | 5            |              | 7            | 7            |                         | +7                      | -100.0 %              | +2                      | 47.4 %                | 7            |
| <b>Nursing/ Midwifery Student</b>            | <b>9</b>     | <b>11</b>    | <b>29</b>    | <b>25</b>    | <b>-3</b>               | <b>+15</b>              | <b>134.9 %</b>        | <b>+17</b>              | <b>187.4 %</b>        | <b>33</b>    |
| Nursing Education/Clinical                   | 2            | 2            | 4            | 4            |                         | +2                      | 150.0 %               | +2                      | 100.0 %               | 4            |
| <b>Nursing/ Midwifery other</b>              | <b>2</b>     | <b>2</b>     | <b>4</b>     | <b>4</b>     |                         | <b>+2</b>               | <b>150.0 %</b>        | <b>+2</b>               | <b>100.0 %</b>        | <b>4</b>     |
| <b>Nursing &amp; Midwifery</b>               | <b>1,502</b> | <b>1,550</b> | <b>1,607</b> | <b>1,604</b> | <b>-3</b>               | <b>+54</b>              | <b>3.5 %</b>          | <b>+103</b>             | <b>6.8 %</b>          | <b>1,792</b> |
| Dietitians                                   | 20           | 25           | 32           | 33           | +1                      | +8                      | 30.2 %                | +13                     | 67.8 %                | 36           |
| Occupational Therapists                      | 117          | 129          | 144          | 146          | +1                      | +17                     | 13.2 %                | +29                     | 24.6 %                | 161          |
| Orthoptists                                  | 2            | 2            | 4            | 4            | +0                      | +2                      | 137.5 %               | +2                      | 149.4 %               | 4            |
| Physiotherapists                             | 89           | 94           | 107          | 109          | +1                      | +15                     | 15.8 %                | +20                     | 22.4 %                | 125          |
| Podiatrists & Chiropodists                   | 7            | 7            | 20           | 20           | -0                      | +12                     | 161.3 %               | +13                     | 178.9 %               | 23           |
| Speech & Language Therapists                 | 105          | 105          | 106          | 111          | +5                      | +5                      | 5.0 %                 | +6                      | 5.8 %                 | 124          |
| <b>Therapy Professions</b>                   | <b>338</b>   | <b>362</b>   | <b>413</b>   | <b>421</b>   | <b>+8</b>               | <b>+59</b>              | <b>16.3 %</b>         | <b>+83</b>              | <b>24.5 %</b>         | <b>473</b>   |
| Audiology                                    | 5            | 6            | 8            | 8            | +0                      | +2                      | 35.0 %                | +3                      | 63.5 %                | 8            |
| Clinical Engineering                         | 1            | 1            | 1            | 1            |                         |                         | 0.0 %                 |                         | 0.0 %                 | 1            |
| Radiographers                                | 1            | 1            | 1            | 1            | -0                      | +0                      | 21.7 %                | +0                      | 21.7 %                | 1            |
| <b>Health Science/ Diagnostics</b>           | <b>6</b>     | <b>8</b>     | <b>10</b>    | <b>10</b>    | <b>+0</b>               | <b>+2</b>               | <b>29.3 %</b>         | <b>+3</b>               | <b>49.8 %</b>         | <b>10</b>    |

| Dec 2022                                      | WTE<br>Dec<br>2019 | WTE<br>Dec<br>2020 | WTE<br>Nov<br>2022 | WTE<br>Dec<br>2022 | WTE<br>change<br>since<br>Nov 22 | WTE<br>change<br>since Dec<br>20 | % change<br>since Dec<br>20 | WTE<br>change<br>since<br>Dec 19 | % change<br>since Dec<br>19 | No. Dec<br>2022 |
|---|--------------------|--------------------|--------------------|--------------------|----------------------------------|----------------------------------|-----------------------------|----------------------------------|-----------------------------|-----------------|
| <b>Overall</b>                                | <b>5,545</b>       | <b>5,690</b>       | <b>5,929</b>       | <b>5,972</b>       | <b>+43</b>                       | <b>+282</b>                      | <b>5.0 %</b>                | <b>+427</b>                      | <b>7.7 %</b>                | <b>6,873</b>    |
| <b>Social Care</b>                            | <b>245</b>         | <b>268</b>         | <b>292</b>         | <b>300</b>         | <b>+8</b>                        | <b>+32</b>                       | <b>11.8 %</b>               | <b>+55</b>                       | <b>22.3 %</b>               | <b>355</b>      |
| <b>Social Workers</b>                         | <b>84</b>          | <b>84</b>          | <b>101</b>         | <b>102</b>         | <b>+1</b>                        | <b>+19</b>                       | <b>22.4 %</b>               | <b>+18</b>                       | <b>22.1 %</b>               | <b>114</b>      |
| <b>Psychologists</b>                          | <b>73</b>          | <b>78</b>          | <b>87</b>          | <b>88</b>          | <b>+1</b>                        | <b>+10</b>                       | <b>13.2 %</b>               | <b>+15</b>                       | <b>20.1 %</b>               | <b>100</b>      |
| Pharmacy Technicians                          | 1                  | 1                  | 1                  | 1                  | +0                               | +0                               | 6.8 %                       | +0                               | 19.7 %                      | 1               |
| Pharmacists                                   | 4                  | 3                  | 4                  | 5                  | +1                               | +2                               | 65.3 %                      | +1                               | 29.5 %                      | 6               |
| <b>Pharmacy</b>                               | <b>5</b>           | <b>4</b>           | <b>5</b>           | <b>6</b>           | <b>+1</b>                        | <b>+2</b>                        | <b>53.8 %</b>               | <b>+1</b>                        | <b>28.0 %</b>               | <b>7</b>        |
| Counsellor Therapists                         | 11                 | 13                 | 23                 | 22                 | -1                               | +9                               | 68.1 %                      | +11                              | 101.3 %                     | 27              |
| Dental Hygienists                             | 4                  | 5                  | 5                  | 5                  | +0                               | -0                               | -1.4 %                      | +0                               | 8.7 %                       | 6               |
| Other Health & Social Care                    | 40                 | 37                 | 37                 | 37                 | +0                               | +0                               | 0.8 %                       | -2                               | -5.9 %                      | 43              |
| Play Therapists/ Specialists                  | 4                  | 1                  | 2                  | 2                  | -0                               | +1                               | 50.0 %                      | -2                               | -58.2 %                     | 2               |
| Vaccinators                                   |                    |                    | 13                 | 11                 | -3                               | +11                              | -100.0 %                    | +11                              | -100.0 %                    | 34              |
| <b>H&amp;SC, Other</b>                        | <b>59</b>          | <b>56</b>          | <b>80</b>          | <b>77</b>          | <b>-3</b>                        | <b>+20</b>                       | <b>36.4 %</b>               | <b>+18</b>                       | <b>30.4 %</b>               | <b>112</b>      |
| <b>Health &amp; Social Care Professionals</b> | <b>811</b>         | <b>860</b>         | <b>988</b>         | <b>1,004</b>       | <b>+16</b>                       | <b>+144</b>                      | <b>16.8 %</b>               | <b>+193</b>                      | <b>23.8 %</b>               | <b>1,171</b>    |
| <b>Management (VIII &amp; above)</b>          | <b>56</b>          | <b>58</b>          | <b>69</b>          | <b>70</b>          | <b>+1</b>                        | <b>+12</b>                       | <b>21.2 %</b>               | <b>+15</b>                       | <b>26.1 %</b>               | <b>71</b>       |
| <b>Administrative/ Supervisory (V to VII)</b> | <b>134</b>         | <b>160</b>         | <b>236</b>         | <b>235</b>         | <b>-1</b>                        | <b>+75</b>                       | <b>46.9 %</b>               | <b>+102</b>                      | <b>76.2 %</b>               | <b>245</b>      |
| <b>Clerical (III &amp; IV)</b>                | <b>468</b>         | <b>448</b>         | <b>437</b>         | <b>451</b>         | <b>+14</b>                       | <b>+4</b>                        | <b>0.8 %</b>                | <b>-17</b>                       | <b>-3.5 %</b>               | <b>520</b>      |
| <b>Management &amp; Administrative</b>        | <b>657</b>         | <b>666</b>         | <b>742</b>         | <b>757</b>         | <b>+15</b>                       | <b>+91</b>                       | <b>13.7 %</b>               | <b>+100</b>                      | <b>15.2 %</b>               | <b>836</b>      |
| Catering                                      | 40                 | 39                 | 33                 | 33                 | -1                               | -6                               | -15.2 %                     | -7                               | -18.0 %                     | 35              |
| Household Services                            | 63                 | 62                 | 58                 | 58                 | -1                               | -4                               | -6.5 %                      | -5                               | -8.3 %                      | 81              |
| Other Support                                 | 39                 | 38                 | 40                 | 38                 | -2                               | -1                               | -1.3 %                      | -2                               | -4.2 %                      | 66              |
| Portering                                     | 16                 | 14                 | 12                 | 12                 | +0                               | -2                               | -14.3 %                     | -4                               | -23.5 %                     | 12              |
| <b>Support</b>                                | <b>158</b>         | <b>152</b>         | <b>143</b>         | <b>140</b>         | <b>-3</b>                        | <b>-12</b>                       | <b>-8.1 %</b>               | <b>-18</b>                       | <b>-11.2 %</b>              | <b>194</b>      |
| <b>Maintenance/ Technical</b>                 | <b>68</b>          | <b>74</b>          | <b>78</b>          | <b>79</b>          | <b>+1</b>                        | <b>+6</b>                        | <b>7.5 %</b>                | <b>+11</b>                       | <b>16.3 %</b>               | <b>82</b>       |
| <b>General Support</b>                        | <b>226</b>         | <b>226</b>         | <b>221</b>         | <b>219</b>         | <b>-2</b>                        | <b>-7</b>                        | <b>-3.0 %</b>               | <b>-7</b>                        | <b>-2.9 %</b>               | <b>276</b>      |
| Attendant/ Aide                               | 437                | 429                | 238                | 237                | -1                               | -192                             | -44.8 %                     | -200                             | -45.8 %                     | 264             |
| Health Care Assistant/ Care Assistant         | 916                | 982                | 1,145              | 1,152              | +6                               | +169                             | 17.2 %                      | +235                             | 25.7 %                      | 1,342           |
| Health & Social Care Assistants               | 14                 | 8                  | 22                 | 23                 | +1                               | +16                              | 201.0 %                     | +10                              | 71.0 %                      | 24              |
| <b>Health Care Assistants</b>                 | <b>1,367</b>       | <b>1,419</b>       | <b>1,405</b>       | <b>1,412</b>       | <b>+7</b>                        | <b>-7</b>                        | <b>-0.5 %</b>               | <b>+45</b>                       | <b>3.3 %</b>                | <b>1,630</b>    |
| <b>Home Help</b>                              | <b>499</b>         | <b>456</b>         | <b>397</b>         | <b>407</b>         | <b>+10</b>                       | <b>-49</b>                       | <b>-10.8 %</b>              | <b>-92</b>                       | <b>-18.5 %</b>              | <b>528</b>      |
| Home Care Services                            | 29                 | 37                 | 48                 | 47                 | -1                               | +10                              | 28.6 %                      | +18                              | 60.5 %                      | 52              |
| Other Care Grades                             | 63                 | 71                 | 107                | 107                | +0                               | +36                              | 49.9 %                      | +44                              | 70.6 %                      | 116             |
| Pastoral Care                                 | 10                 | 10                 | 8                  | 8                  |                                  | -2                               | -20.9 %                     | -3                               | -26.5 %                     | 8               |
| Workshop Services                             | 169                | 164                | 160                | 158                | -2                               | -6                               | -3.7 %                      | -11                              | -6.2 %                      | 196             |
| Health Promotion                              |                    |                    | 15                 | 15                 | +1                               | +15                              | -100.0 %                    | +15                              | -100.0 %                    | 17              |
| <b>Care, other</b>                            | <b>271</b>         | <b>281</b>         | <b>337</b>         | <b>335</b>         | <b>-2</b>                        | <b>+53</b>                       | <b>19.0 %</b>               | <b>+64</b>                       | <b>23.7 %</b>               | <b>389</b>      |
| <b>Patient &amp; Client Care</b>              | <b>2,137</b>       | <b>2,156</b>       | <b>2,138</b>       | <b>2,154</b>       | <b>+15</b>                       | <b>-3</b>                        | <b>-0.1 %</b>               | <b>+16</b>                       | <b>0.8 %</b>                | <b>2,547</b>    |

## CHO 2 HSE Employment by Grade Group & Staff Category: December 2022

| Dec 2022                                     | WTE Dec 2019 | WTE Dec 2020 | WTE Nov 2022 | WTE Dec 2022 | WTE change since Nov 22 | WTE change since Dec 20 | % change since Dec 20 | WTE change since Dec 19 | % change since Dec 19 | No. Dec 2022 |
|--|--------------|--------------|--------------|--------------|-------------------------|-------------------------|-----------------------|-------------------------|-----------------------|--------------|
| <b>Overall</b>                               | <b>4,256</b> | <b>4,393</b> | <b>4,550</b> | <b>4,596</b> | <b>+46</b>              | <b>+204</b>             | <b>4.6 %</b>          | <b>+340</b>             | <b>8.0 %</b>          | <b>5,160</b> |
| Consultant Medicine                          | 1            | 1            | 3            | 3            |                         | +2                      | 200.0 %               | +2                      | 200.0 %               | 3            |
| Consultant Psychiatry                        | 39           | 38           | 38           | 38           | -0                      | -0                      | -0.4 %                | -1                      | -1.7 %                | 41           |
| Consultant Surgery                           | 0            | 0            |              |              |                         | -0                      | -100.0 %              | -0                      | -100.0 %              |              |
| <b>Consultants</b>                           | <b>40</b>    | <b>39</b>    | <b>41</b>    | <b>41</b>    | <b>-0</b>               | <b>+2</b>               | <b>4.0 %</b>          | <b>+1</b>               | <b>2.7 %</b>          | <b>44</b>    |
| Registrar                                    | 57           | 64           | 73           | 75           | +2                      | +10                     | 15.9 %                | +17                     | 30.6 %                | 76           |
| Senior Registrar                             | 16           | 20           | 15           | 15           | +0                      | -5                      | -23.5 %               | -1                      | -6.8 %                | 15           |
| <b>Registrars</b>                            | <b>73</b>    | <b>84</b>    | <b>88</b>    | <b>90</b>    | <b>+2</b>               | <b>+6</b>               | <b>6.8 %</b>          | <b>+16</b>              | <b>22.4 %</b>         | <b>91</b>    |
| <b>SHO/ Interns</b>                          | <b>36</b>    | <b>43</b>    | <b>42</b>    | <b>42</b>    | <b>-1</b>               | <b>-1</b>               | <b>-2.5 %</b>         | <b>+6</b>               | <b>16.5 %</b>         | <b>43</b>    |
| Dentists                                     | 21           | 21           | 23           | 23           | +0                      | +2                      | 8.9 %                 | +2                      | 9.5 %                 | 27           |
| Other Medical                                | 38           | 41           | 34           | 34           | +0                      | -6                      | -15.7 %               | -3                      | -9.0 %                | 41           |
| <b>Medical/ Dental, other</b>                | <b>59</b>    | <b>62</b>    | <b>57</b>    | <b>57</b>    | <b>+1</b>               | <b>-4</b>               | <b>-7.3 %</b>         | <b>-1</b>               | <b>-2.4 %</b>         | <b>68</b>    |
| <b>Medical &amp; Dental</b>                  | <b>208</b>   | <b>228</b>   | <b>228</b>   | <b>230</b>   | <b>+1</b>               | <b>+2</b>               | <b>0.7 %</b>          | <b>+22</b>              | <b>10.6 %</b>         | <b>246</b>   |
| Clinical Nurse/ Midwife Manager              | 174          | 189          | 190          | 195          | +5                      | +6                      | 3.2 %                 | +21                     | 11.8 %                | 204          |
| Director Nursing/Midwifery, Assistant        | 45           | 43           | 47           | 47           | -0                      | +4                      | 8.8 %                 | +2                      | 5.4 %                 | 49           |
| Director of Nursing/Midwifery                | 22           | 23           | 24           | 24           | -0                      | +1                      | 3.8 %                 | +1                      | 6.0 %                 | 24           |
| <b>Nurse/ Midwife Manager</b>                | <b>241</b>   | <b>255</b>   | <b>261</b>   | <b>266</b>   | <b>+5</b>               | <b>+11</b>              | <b>4.2 %</b>          | <b>+24</b>              | <b>10.1 %</b>         | <b>277</b>   |
| Advanced Nurse/ Midwife Practitioner         | 8            | 10           | 20           | 21           | +1                      | +11                     | 110.5 %               | +13                     | 160.5 %               | 21           |
| Clinical Nurse/ Midwife Specialist           | 80           | 93           | 118          | 116          | -2                      | +23                     | 24.4 %                | +36                     | 45.5 %                | 125          |
| <b>Nurse/ Midwife Specialist &amp; AN/MP</b> | <b>88</b>    | <b>103</b>   | <b>138</b>   | <b>137</b>   | <b>-1</b>               | <b>+34</b>              | <b>32.6 %</b>         | <b>+49</b>              | <b>56.0 %</b>         | <b>146</b>   |
| Staff Nurse [Intellectual Disability]        | 13           | 14           | 13           | 13           | +0                      | -1                      | -5.5 %                | +0                      | 2.7 %                 | 16           |
| Staff Nurse [Psychiatric]                    | 359          | 358          | 355          | 355          | +0                      | -3                      | -0.7 %                | -4                      | -1.1 %                | 383          |
| Staff Nurses [General/ Children's]           | 406          | 413          | 426          | 421          | -5                      | +8                      | 2.0 %                 | +15                     | 3.6 %                 | 487          |
| <b>Staff Nurse/ Staff Midwife</b>            | <b>778</b>   | <b>784</b>   | <b>794</b>   | <b>789</b>   | <b>-5</b>               | <b>+5</b>               | <b>0.6 %</b>          | <b>+11</b>              | <b>1.4 %</b>          | <b>886</b>   |
| <b>Public Health Nurse</b>                   | <b>192</b>   | <b>199</b>   | <b>184</b>   | <b>187</b>   | <b>+3</b>               | <b>-11</b>              | <b>-5.7 %</b>         | <b>-4</b>               | <b>-2.3 %</b>         | <b>215</b>   |
| Pre-registration Nurse/ Midwife Intern       | 0            |              | 7            | 4            | -3                      | +4                      | -100.0 %              | +4                      | 3275.0 %              | 7            |
| Pre-registration Nurse Intern (COVID-19)     |              | 10           |              |              |                         | -10                     | -100.0 %              |                         | -100.0 %              |              |
| Post-registration Nurse/ Midwife Student     | 4            |              | 15           | 14           | -1                      | +14                     | -100.0 %              | +10                     | 261.0 %               | 19           |
| Nursing/ Midwifery awaiting registration     | 5            |              | 7            | 7            |                         | +7                      | -100.0 %              | +2                      | 47.4 %                | 7            |
| <b>Nursing/ Midwifery Student</b>            | <b>9</b>     | <b>10</b>    | <b>29</b>    | <b>25</b>    | <b>-3</b>               | <b>+15</b>              | <b>150.4 %</b>        | <b>+17</b>              | <b>187.4 %</b>        | <b>33</b>    |
| <b>Nursing/ Midwifery other</b>              | <b>2</b>     | <b>2</b>     | <b>4</b>     | <b>4</b>     |                         | <b>+2</b>               | <b>150.0 %</b>        | <b>+2</b>               | <b>100.0 %</b>        | <b>4</b>     |
| <b>Nursing &amp; Midwifery</b>               | <b>1,310</b> | <b>1,353</b> | <b>1,409</b> | <b>1,408</b> | <b>-1</b>               | <b>+56</b>              | <b>4.1 %</b>          | <b>+99</b>              | <b>7.5 %</b>          | <b>1,561</b> |
| Dietitians                                   | 20           | 25           | 32           | 33           | +1                      | +8                      | 30.2 %                | +13                     | 67.8 %                | 36           |
| Occupational Therapists                      | 107          | 120          | 134          | 135          | +1                      | +15                     | 12.4 %                | +28                     | 25.6 %                | 148          |
| Orthoptists                                  | 2            | 2            | 4            | 4            | +0                      | +2                      | 137.5 %               | +2                      | 149.4 %               | 4            |
| Physiotherapists                             | 78           | 84           | 97           | 100          | +2                      | +16                     | 19.1 %                | +22                     | 27.9 %                | 113          |
| Podiatrists & Chiropodists                   | 7            | 7            | 20           | 20           | -0                      | +12                     | 161.3 %               | +13                     | 178.9 %               | 23           |
| Speech & Language Therapists                 | 90           | 95           | 93           | 96           | +3                      | +1                      | 1.4 %                 | +6                      | 6.4 %                 | 106          |
| <b>Therapy Professions</b>                   | <b>304</b>   | <b>333</b>   | <b>379</b>   | <b>387</b>   | <b>+8</b>               | <b>+54</b>              | <b>16.3 %</b>         | <b>+83</b>              | <b>27.4 %</b>         | <b>430</b>   |
| Audiology                                    | 5            | 6            | 8            | 8            | +0                      | +2                      | 35.0 %                | +3                      | 63.5 %                | 8            |
| Clinical Engineering                         | 1            | 1            | 1            | 1            |                         |                         | 0.0 %                 |                         | 0.0 %                 | 1            |
| Radiographers                                | 1            | 1            | 1            | 1            | -0                      | +0                      | 21.7 %                | +0                      | 21.7 %                | 1            |
| <b>Health Science/ Diagnostics</b>           | <b>6</b>     | <b>8</b>     | <b>10</b>    | <b>10</b>    | <b>+0</b>               | <b>+2</b>               | <b>29.3 %</b>         | <b>+3</b>               | <b>49.8 %</b>         | <b>10</b>    |
| <b>Social Care</b>                           | <b>50</b>    | <b>57</b>    | <b>49</b>    | <b>48</b>    | <b>-1</b>               | <b>-9</b>               | <b>-16.2 %</b>        | <b>-2</b>               | <b>-3.5 %</b>         | <b>52</b>    |
| <b>Social Workers</b>                        | <b>58</b>    | <b>58</b>    | <b>76</b>    | <b>77</b>    | <b>+1</b>               | <b>+19</b>              | <b>33.4 %</b>         | <b>+19</b>              | <b>31.9 %</b>         | <b>82</b>    |
| <b>Psychologists</b>                         | <b>59</b>    | <b>66</b>    | <b>73</b>    | <b>74</b>    | <b>+1</b>               | <b>+8</b>               | <b>12.3 %</b>         | <b>+14</b>              | <b>24.1 %</b>         | <b>83</b>    |
| Pharmacy Technicians                         | 1            | 1            | 1            | 1            | +0                      | +0                      | 6.8 %                 | +0                      | 19.7 %                | 1            |
| Pharmacists                                  | 4            | 3            | 4            | 5            | +1                      | +2                      | 65.3 %                | +1                      | 29.5 %                | 6            |
| <b>Pharmacy</b>                              | <b>5</b>     | <b>4</b>     | <b>5</b>     | <b>6</b>     | <b>+1</b>               | <b>+2</b>               | <b>53.8 %</b>         | <b>+1</b>               | <b>28.0 %</b>         | <b>7</b>     |

| Dec 2022                                      | WTE Dec 2019 | WTE Dec 2020 | WTE Nov 2022 | WTE Dec 2022 | WTE change since Nov 22 | WTE change since Dec 20 | % change since Dec 20 | WTE change since Dec 19 | % change since Dec 19 | No. Dec 2022 |
|---|--------------|--------------|--------------|--------------|-------------------------|-------------------------|-----------------------|-------------------------|-----------------------|--------------|
| <b>Overall</b>                                | <b>4,256</b> | <b>4,393</b> | <b>4,550</b> | <b>4,596</b> | <b>+46</b>              | <b>+204</b>             | <b>4.6 %</b>          | <b>+340</b>             | <b>8.0 %</b>          | <b>5,160</b> |
| Counsellor Therapists                         | 8            | 9            | 18           | 17           | -1                      | +7                      | 77.9 %                | +9                      | 106.7 %               | 21           |
| Dental Hygienists                             | 4            | 5            | 5            | 5            | +0                      | -0                      | -1.4 %                | +0                      | 8.7 %                 | 6            |
| Other Health & Social Care                    | 30           | 29           | 31           | 32           | +1                      | +3                      | 9.9 %                 | +3                      | 9.5 %                 | 34           |
| Play Therapists/ Specialists                  | 1            | 1            | 1            | 1            |                         |                         | 0.0 %                 |                         | 0.0 %                 | 1            |
| Vaccinators                                   |              |              | 13           | 11           | -3                      | +11                     | -100.0 %              | +11                     | -100.0 %              | 34           |
| <b>H&amp;SC, Other</b>                        | <b>43</b>    | <b>45</b>    | <b>68</b>    | <b>66</b>    | <b>-3</b>               | <b>+21</b>              | <b>46.5 %</b>         | <b>+22</b>              | <b>52.1 %</b>         | <b>96</b>    |
| <b>Health &amp; Social Care Professionals</b> | <b>525</b>   | <b>570</b>   | <b>660</b>   | <b>667</b>   | <b>+7</b>               | <b>+97</b>              | <b>17.1 %</b>         | <b>+142</b>             | <b>26.9 %</b>         | <b>760</b>   |
| Executive Management                          | 8            | 9            | 11           | 11           | +0                      | +2                      | 15.9 %                | +3                      | 33.4 %                | 11           |
| Senior Management (VIII & GM)                 | 35           | 36           | 45           | 47           | +1                      | +11                     | 30.2 %                | +12                     | 34.1 %                | 47           |
| <b>Management (VIII &amp; above)</b>          | <b>43</b>    | <b>45</b>    | <b>56</b>    | <b>58</b>    | <b>+1</b>               | <b>+12</b>              | <b>27.2 %</b>         | <b>+15</b>              | <b>34.0 %</b>         | <b>58</b>    |
| <b>Administrative/ Supervisory (V to VII)</b> | <b>99</b>    | <b>124</b>   | <b>184</b>   | <b>184</b>   | <b>+0</b>               | <b>+61</b>              | <b>49.1 %</b>         | <b>+86</b>              | <b>86.6 %</b>         | <b>191</b>   |
| <b>Clerical (III &amp; IV)</b>                | <b>431</b>   | <b>410</b>   | <b>397</b>   | <b>410</b>   | <b>+13</b>              | <b>-0</b>               | <b>-0.0 %</b>         | <b>-21</b>              | <b>-4.9 %</b>         | <b>469</b>   |
| <b>Management &amp; Administrative</b>        | <b>573</b>   | <b>579</b>   | <b>637</b>   | <b>652</b>   | <b>+15</b>              | <b>+73</b>              | <b>12.6 %</b>         | <b>+79</b>              | <b>13.9 %</b>         | <b>718</b>   |
| Catering                                      | 39           | 38           | 33           | 32           | -1                      | -6                      | -15.4 %               | -7                      | -18.1 %               | 34           |
| Household Services                            | 44           | 44           | 38           | 38           | +0                      | -6                      | -12.8 %               | -5                      | -12.4 %               | 44           |
| Other Support                                 | 14           | 13           | 12           | 12           | -0                      | -2                      | -11.5 %               | -3                      | -17.5 %               | 30           |
| Portering                                     | 16           | 14           | 12           | 12           | +0                      | -2                      | -14.3 %               | -4                      | -23.5 %               | 12           |
| <b>Support</b>                                | <b>113</b>   | <b>109</b>   | <b>95</b>    | <b>94</b>    | <b>-0</b>               | <b>-15</b>              | <b>-13.8 %</b>        | <b>-19</b>              | <b>-16.6 %</b>        | <b>120</b>   |
| <b>Maintenance/ Technical</b>                 | <b>63</b>    | <b>68</b>    | <b>73</b>    | <b>75</b>    | <b>+1</b>               | <b>+6</b>               | <b>9.0 %</b>          | <b>+12</b>              | <b>18.6 %</b>         | <b>76</b>    |
| <b>General Support</b>                        | <b>176</b>   | <b>178</b>   | <b>168</b>   | <b>169</b>   | <b>+1</b>               | <b>-9</b>               | <b>-5.0 %</b>         | <b>-7</b>               | <b>-4.0 %</b>         | <b>196</b>   |
| Attendant/ Aide                               | 435          | 426          | 235          | 234          | -1                      | -192                    | -45.0 %               | -201                    | -46.2 %               | 261          |
| Health Care Assistant/ Care Assistant         | 372          | 437          | 579          | 588          | +9                      | +151                    | 34.7 %                | +215                    | 57.8 %                | 631          |
| Health & Social Care Assistants               | 14           | 8            | 22           | 23           | +1                      | +16                     | 201.0 %               | +10                     | 71.0 %                | 24           |
| <b>Health Care Assistants</b>                 | <b>821</b>   | <b>870</b>   | <b>837</b>   | <b>846</b>   | <b>+9</b>               | <b>-25</b>              | <b>-2.9 %</b>         | <b>+24</b>              | <b>2.9 %</b>          | <b>916</b>   |
| <b>Home Help</b>                              | <b>499</b>   | <b>456</b>   | <b>397</b>   | <b>407</b>   | <b>+10</b>              | <b>-49</b>              | <b>-10.8 %</b>        | <b>-92</b>              | <b>-18.5 %</b>        | <b>528</b>   |
| Home Care Services                            | 24           | 32           | 46           | 46           | +1                      | +14                     | 45.5 %                | +22                     | 90.3 %                | 50           |
| Other Care Grades                             | 50           | 60           | 86           | 86           | +1                      | +27                     | 45.1 %                | +36                     | 71.8 %                | 94           |
| Pastoral Care                                 | 8            | 8            | 8            | 8            |                         | +0                      | 0.1 %                 | -1                      | -8.6 %                | 8            |
| Workshop Services                             | 61           | 60           | 61           | 62           | +2                      | +2                      | 4.0 %                 | +1                      | 1.2 %                 | 66           |
| Health Promotion                              |              |              | 15           | 15           | +1                      | +15                     | -100.0 %              | +15                     | -100.0 %              | 17           |
| <b>Care, other</b>                            | <b>144</b>   | <b>159</b>   | <b>214</b>   | <b>218</b>   | <b>+4</b>               | <b>+59</b>              | <b>37.3 %</b>         | <b>+73</b>              | <b>50.9 %</b>         | <b>235</b>   |
| <b>Patient &amp; Client Care</b>              | <b>1,465</b> | <b>1,485</b> | <b>1,447</b> | <b>1,470</b> | <b>+23</b>              | <b>-15</b>              | <b>-1.0 %</b>         | <b>+5</b>               | <b>0.4 %</b>          | <b>1,679</b> |

## Employment by WTE, Headcount, Gender, Full-Time /Part-Time etc.: Dec 2022

| CHO 2  | WTE          | Headcount    | WTE: no.    | % Male       | % female      | Male WTE: no. | Female WTE: no. | % Total Perm | % Male Perm   | % Female Perm | % Total Full Time | % Total Part Time | % Male FT     | % Female FT   |
|--|--------------|--------------|-------------|--------------|---------------|---------------|-----------------|--------------|---------------|---------------|-------------------|-------------------|---------------|---------------|
| <b>Overall</b>                               | <b>5,972</b> | <b>6,873</b> | <b>1.15</b> | <b>19.2%</b> | <b>80.8%</b>  | <b>1.09</b>   | <b>1.17</b>     | <b>86.7%</b> | <b>82.1%</b>  | <b>87.8%</b>  | <b>62.8%</b>      | <b>37.2%</b>      | <b>75.8%</b>  | <b>59.8%</b>  |
| Consultant Medicine                          | 3            | 3            | 1.00        |              | 100.0%        |               | 1.00            | 66.7%        | 66.7%         | 66.7%         | 100.0%            | 0.0%              |               | 100.0%        |
| Consultant Paediatrics                       | 1            | 1            | 1.00        |              | 100.0%        |               | 1.00            | 100.0%       | 100.0%        | 100.0%        | 100.0%            | 0.0%              |               | 100.0%        |
| Consultant Psychiatry                        | 39           | 43           | 1.09        | 39.5%        | 60.5%         | 1.07          | 1.11            | 60.5%        | 60.5%         | 53.8%         | 81.4%             | 18.6%             | 88.2%         | 76.9%         |
| <b>Consultants</b>                           | <b>43</b>    | <b>47</b>    | <b>1.08</b> | <b>36.2%</b> | <b>63.8%</b>  | <b>1.07</b>   | <b>1.09</b>     | <b>61.7%</b> | <b>70.6%</b>  | <b>56.7%</b>  | <b>83.0%</b>      | <b>17.0%</b>      | <b>88.2%</b>  | <b>80.0%</b>  |
| Registrar                                    | 75           | 76           | 1.02        | 39.5%        | 60.5%         | 1.00          | 1.03            | 1.3%         | 1.3%          | 2.2%          | 100.0%            | 0.0%              | 100.0%        | 100.0%        |
| Senior Registrar                             | 16           | 16           | 1.01        | 43.8%        | 56.3%         | 1.00          | 1.01            | 0.0%         | 0.0%          | 0.0%          | 100.0%            | 0.0%              | 100.0%        | 100.0%        |
| <b>Registrars</b>                            | <b>91</b>    | <b>92</b>    | <b>1.02</b> | <b>40.2%</b> | <b>59.8%</b>  | <b>1.00</b>   | <b>1.03</b>     | <b>1.1%</b>  | <b>0.0%</b>   | <b>1.8%</b>   | <b>100.0%</b>     | <b>0.0%</b>       | <b>100.0%</b> | <b>100.0%</b> |
| Senior House Officer                         | 43           | 44           | 1.03        | 38.6%        | 61.4%         | 1.02          | 1.03            | 0.0%         | 0.0%          | 0.0%          | 100.0%            | 0.0%              | 100.0%        | 100.0%        |
| <b>SHO/ Interns</b>                          | <b>43</b>    | <b>44</b>    | <b>1.03</b> | <b>38.6%</b> | <b>61.4%</b>  | <b>1.02</b>   | <b>1.03</b>     | <b>0.0%</b>  | <b>0.0%</b>   | <b>0.0%</b>   | <b>100.0%</b>     | <b>0.0%</b>       | <b>100.0%</b> | <b>100.0%</b> |
| Dentists                                     | 23           | 27           | 1.17        | 33.3%        | 66.7%         | 1.12          | 1.19            | 96.3%        | 96.3%         | 100.0%        | 63.0%             | 37.0%             | 66.7%         | 61.1%         |
| Other Medical                                | 34           | 41           | 1.20        | 31.7%        | 68.3%         | 1.26          | 1.17            | 78.0%        | 78.0%         | 85.7%         | 56.1%             | 43.9%             | 53.8%         | 57.1%         |
| <b>Medical/ Dental, other</b>                | <b>57</b>    | <b>68</b>    | <b>1.19</b> | <b>32.4%</b> | <b>67.6%</b>  | <b>1.20</b>   | <b>1.18</b>     | <b>85.3%</b> | <b>72.7%</b>  | <b>91.3%</b>  | <b>58.8%</b>      | <b>41.2%</b>      | <b>59.1%</b>  | <b>58.7%</b>  |
| <b>Medical &amp; Dental</b>                  | <b>234</b>   | <b>251</b>   | <b>1.07</b> | <b>37.1%</b> | <b>62.9%</b>  | <b>1.06</b>   | <b>1.08</b>     | <b>35.1%</b> | <b>30.1%</b>  | <b>38.0%</b>  | <b>85.7%</b>      | <b>14.3%</b>      | <b>88.2%</b>  | <b>84.2%</b>  |
| Clinical Nurse/ Midwife Manager              | 259          | 275          | 1.06        | 25.8%        | 74.2%         | 1.01          | 1.08            | 96.0%        | 96.0%         | 95.6%         | 88.4%             | 11.6%             | 98.6%         | 84.8%         |
| Director Nursing/Midwifery, Assistant        | 47           | 49           | 1.04        | 16.3%        | 83.7%         | 1.00          | 1.05            | 91.8%        | 91.8%         | 90.2%         | 83.7%             | 16.3%             | 100.0%        | 80.5%         |
| Director of Nursing/Midwifery                | 25           | 25           | 1.01        | 12.0%        | 88.0%         | 1.00          | 1.01            | 100.0%       | 100.0%        | 100.0%        | 100.0%            | 0.0%              | 100.0%        | 100.0%        |
| <b>Nurse/ Midwife Manager</b>                | <b>331</b>   | <b>349</b>   | <b>1.06</b> | <b>23.5%</b> | <b>76.5%</b>  | <b>1.01</b>   | <b>1.07</b>     | <b>95.7%</b> | <b>97.6%</b>  | <b>95.1%</b>  | <b>88.5%</b>      | <b>11.5%</b>      | <b>98.8%</b>  | <b>85.4%</b>  |
| Advanced Nurse/ Midwife Practitioner         | 22           | 22           | 1.01        | 18.2%        | 81.8%         | 1.00          | 1.01            | 95.5%        | 95.5%         | 94.4%         | 100.0%            | 0.0%              | 100.0%        | 100.0%        |
| Clinical Nurse/ Midwife Specialist           | 119          | 129          | 1.08        | 10.9%        | 89.1%         | 1.03          | 1.09            | 100.0%       | 100.0%        | 100.0%        | 93.0%             | 7.0%              | 100.0%        | 92.2%         |
| <b>Nurse/ Midwife Specialist &amp; AN/MP</b> | <b>141</b>   | <b>151</b>   | <b>1.07</b> | <b>11.9%</b> | <b>88.1%</b>  | <b>1.03</b>   | <b>1.07</b>     | <b>99.3%</b> | <b>100.0%</b> | <b>99.2%</b>  | <b>94.0%</b>      | <b>6.0%</b>       | <b>100.0%</b> | <b>93.2%</b>  |
| Staff Nurse [Intellectual Disability]        | 124          | 151          | 1.22        | 6.6%         | 93.4%         | 1.13          | 1.22            | 91.4%        | 91.4%         | 91.5%         | 50.3%             | 49.7%             | 70.0%         | 48.9%         |
| Staff Nurse [Psychiatric]                    | 366          | 396          | 1.08        | 25.0%        | 75.0%         | 1.11          | 1.07            | 90.4%        | 90.4%         | 92.3%         | 85.1%             | 14.9%             | 82.8%         | 85.9%         |
| Staff Nurses [General/ Children's]           | 426          | 493          | 1.16        | 4.5%         | 95.5%         | 1.03          | 1.17            | 90.7%        | 90.7%         | 90.4%         | 59.0%             | 41.0%             | 95.5%         | 57.3%         |
| <b>Staff Nurse/ Staff Midwife</b>            | <b>916</b>   | <b>1,040</b> | <b>1.14</b> | <b>12.6%</b> | <b>87.4%</b>  | <b>1.10</b>   | <b>1.14</b>     | <b>90.7%</b> | <b>87.0%</b>  | <b>91.2%</b>  | <b>67.7%</b>      | <b>32.3%</b>      | <b>84.0%</b>  | <b>65.3%</b>  |
| <b>Public Health Nurse</b>                   | <b>187</b>   | <b>215</b>   | <b>1.15</b> |              | <b>100.0%</b> |               | <b>1.15</b>     | <b>98.6%</b> |               | <b>98.6%</b>  | <b>75.8%</b>      | <b>24.2%</b>      |               | <b>75.8%</b>  |
| Pre-registration Nurse/ Midwife Intern       | 4            | 7            | 1.73        | 14.3%        | 85.7%         | 1.00          | 1.97            | 0.0%         | 0.0%          | 0.0%          | 100.0%            | 0.0%              | 100.0%        | 100.0%        |
| Post-registration Nurse/ Midwife Student     | 14           | 19           | 1.32        | 5.3%         | 94.7%         | 1.56          | 1.30            | 42.1%        | 42.1%         | 44.4%         | 100.0%            | 0.0%              | 100.0%        | 100.0%        |



|   |              |              |             |              |               |             |             |               |               |               |               |              |               |               |
|---|--------------|--------------|-------------|--------------|---------------|-------------|-------------|---------------|---------------|---------------|---------------|--------------|---------------|---------------|
| Nursing/ Midwifery awaiting registration      | 7            | 7            | 1.00        | 14.3%        | 85.7%         | 1.00        | 1.00        | 0.0%          | 0.0%          | 0.0%          | 100.0%        | 0.0%         | 100.0%        | 100.0%        |
| <b>Nursing/ Midwifery Student</b>             | <b>25</b>    | <b>33</b>    | <b>1.29</b> | <b>9.1%</b>  | <b>90.9%</b>  | <b>1.14</b> | <b>1.31</b> | <b>24.2%</b>  | <b>0.0%</b>   | <b>26.7%</b>  | <b>100.0%</b> | <b>0.0%</b>  | <b>100.0%</b> | <b>100.0%</b> |
| <b>Nursing/ Midwifery other</b>               | <b>4</b>     | <b>4</b>     | <b>1.00</b> |              | <b>100.0%</b> |             | <b>1.00</b> | <b>100.0%</b> |               | <b>100.0%</b> | <b>100.0%</b> | <b>0.0%</b>  |               | <b>100.0%</b> |
| <b>Nursing &amp; Midwifery</b>                | <b>1,604</b> | <b>1,792</b> | <b>1.12</b> | <b>13.1%</b> | <b>86.9%</b>  | <b>1.06</b> | <b>1.13</b> | <b>92.1%</b>  | <b>90.6%</b>  | <b>92.4%</b>  | <b>75.6%</b>  | <b>24.4%</b> | <b>90.6%</b>  | <b>73.4%</b>  |
| Dietitians                                    | 33           | 36           | 1.09        |              | 100.0%        |             | 1.09        | 100.0%        | 100.0%        | 100.0%        | 75.0%         | 25.0%        |               | 75.0%         |
| Occupational Therapists                       | 146          | 161          | 1.11        | 8.1%         | 91.9%         | 1.04        | 1.11        | 91.3%         | 91.3%         | 91.9%         | 76.4%         | 23.6%        | 84.6%         | 75.7%         |
| Orthoptists                                   | 4            | 4            | 1.00        |              | 100.0%        |             | 1.00        | 75.0%         | 75.0%         | 75.0%         | 100.0%        | 0.0%         |               | 100.0%        |
| Physiotherapists                              | 109          | 125          | 1.15        | 24.8%        | 75.2%         | 1.03        | 1.20        | 96.0%         | 96.0%         | 95.7%         | 66.4%         | 33.6%        | 90.3%         | 58.5%         |
| Podiatrists & Chiropodists                    | 20           | 23           | 1.18        | 4.3%         | 95.7%         | 1.00        | 1.19        | 95.7%         | 95.7%         | 95.5%         | 73.9%         | 26.1%        | 100.0%        | 72.7%         |
| Speech & Language Therapists                  | 111          | 124          | 1.12        | 0.8%         | 99.2%         | 1.00        | 1.12        | 91.9%         | 91.9%         | 91.9%         | 78.2%         | 21.8%        | 100.0%        | 78.0%         |
| <b>Therapy Professions</b>                    | <b>421</b>   | <b>473</b>   | <b>1.12</b> | <b>9.7%</b>  | <b>90.3%</b>  | <b>1.03</b> | <b>1.13</b> | <b>93.4%</b>  | <b>93.5%</b>  | <b>93.4%</b>  | <b>74.2%</b>  | <b>25.8%</b> | <b>89.1%</b>  | <b>72.6%</b>  |
| Audiology                                     | 8            | 8            | 1.00        |              | 100.0%        |             | 1.00        | 100.0%        | 100.0%        | 100.0%        | 87.5%         | 12.5%        |               | 87.5%         |
| Clinical Engineering                          | 1            | 1            | 1.00        | 100.0%       |               | 1.00        |             | 100.0%        | 100.0%        |               | 100.0%        | 0.0%         | 100.0%        |               |
| Radiographers                                 | 1            | 1            | 1.37        |              | 100.0%        |             | 1.37        | 100.0%        | 100.0%        | 100.0%        | 0.0%          | 100.0%       |               | 0.0%          |
| <b>Health Science/ Diagnostics</b>            | <b>10</b>    | <b>10</b>    | <b>1.03</b> | <b>10.0%</b> | <b>90.0%</b>  | <b>1.00</b> | <b>1.03</b> | <b>100.0%</b> | <b>100.0%</b> | <b>100.0%</b> | <b>80.0%</b>  | <b>20.0%</b> | <b>100.0%</b> | <b>77.8%</b>  |
| <b>Social Care</b>                            | <b>300</b>   | <b>355</b>   | <b>1.18</b> | <b>17.5%</b> | <b>82.5%</b>  | <b>1.12</b> | <b>1.20</b> | <b>83.7%</b>  | <b>87.1%</b>  | <b>82.9%</b>  | <b>53.2%</b>  | <b>46.8%</b> | <b>56.5%</b>  | <b>52.6%</b>  |
| <b>Social Workers</b>                         | <b>102</b>   | <b>114</b>   | <b>1.11</b> | <b>16.7%</b> | <b>83.3%</b>  | <b>1.05</b> | <b>1.13</b> | <b>95.6%</b>  | <b>84.2%</b>  | <b>97.9%</b>  | <b>73.7%</b>  | <b>26.3%</b> | <b>84.2%</b>  | <b>71.6%</b>  |
| <b>Psychologists</b>                          | <b>88</b>    | <b>100</b>   | <b>1.13</b> | <b>15.0%</b> | <b>85.0%</b>  | <b>1.02</b> | <b>1.16</b> | <b>98.0%</b>  | <b>93.3%</b>  | <b>98.8%</b>  | <b>71.0%</b>  | <b>29.0%</b> | <b>100.0%</b> | <b>65.9%</b>  |
| Pharmacy Technicians                          | 1            | 1            | 1.27        |              | 100.0%        |             | 1.27        | 100.0%        | 100.0%        | 100.0%        | 0.0%          | 100.0%       |               | 0.0%          |
| Pharmacists                                   | 5            | 6            | 1.20        | 16.7%        | 83.3%         | 1.00        | 1.25        | 66.7%         | 66.7%         | 60.0%         | 66.7%         | 33.3%        | 100.0%        | 60.0%         |
| <b>Pharmacy</b>                               | <b>6</b>     | <b>7</b>     | <b>1.21</b> | <b>14.3%</b> | <b>85.7%</b>  | <b>1.00</b> | <b>1.25</b> | <b>71.4%</b>  | <b>100.0%</b> | <b>66.7%</b>  | <b>57.1%</b>  | <b>42.9%</b> | <b>100.0%</b> | <b>50.0%</b>  |
| Counsellor Therapists                         | 22           | 27           | 1.20        | 25.9%        | 74.1%         | 1.17        | 1.22        | 100.0%        | 100.0%        | 100.0%        | 55.6%         | 44.4%        | 57.1%         | 55.0%         |
| Dental Hygienists                             | 5            | 6            | 1.24        |              | 100.0%        |             | 1.24        | 100.0%        | 100.0%        | 100.0%        | 66.7%         | 33.3%        |               | 66.7%         |
| Other Health & Social Care                    | 37           | 43           | 1.15        | 18.6%        | 81.4%         | 1.02        | 1.18        | 93.0%         | 93.0%         | 91.4%         | 72.1%         | 27.9%        | 87.5%         | 68.6%         |
| Play Therapists/ Specialists                  | 2            | 2            | 1.33        |              | 100.0%        |             | 1.33        | 100.0%        | 100.0%        | 100.0%        | 50.0%         | 50.0%        |               | 50.0%         |
| Vaccinators                                   | 11           | 34           | 3.19        | 14.7%        | 85.3%         | 1.97        | 3.57        | 0.0%          | 0.0%          | 0.0%          | 2.9%          | 97.1%        | 0.0%          | 3.4%          |
| <b>H&amp;SC, Other</b>                        | <b>77</b>    | <b>112</b>   | <b>1.46</b> | <b>17.9%</b> | <b>82.1%</b>  | <b>1.22</b> | <b>1.52</b> | <b>67.0%</b>  | <b>75.0%</b>  | <b>65.2%</b>  | <b>46.4%</b>  | <b>53.6%</b> | <b>55.0%</b>  | <b>44.6%</b>  |
| <b>Health &amp; Social Care</b>               | <b>1,004</b> | <b>1,171</b> | <b>1.17</b> | <b>14.0%</b> | <b>86.0%</b>  | <b>1.08</b> | <b>1.18</b> | <b>88.5%</b>  | <b>87.8%</b>  | <b>88.6%</b>  | <b>64.8%</b>  | <b>35.2%</b> | <b>73.2%</b>  | <b>63.5%</b>  |
| Executive Management                          | 13           | 13           | 1.00        | 61.5%        | 38.5%         | 1.00        | 1.00        | 84.6%         | 84.6%         | 80.0%         | 100.0%        | 0.0%         | 100.0%        | 100.0%        |
| Senior Management (VIII & GM)                 | 57           | 58           | 1.01        | 41.4%        | 58.6%         | 1.00        | 1.02        | 94.8%         | 94.8%         | 97.1%         | 98.3%         | 1.7%         | 100.0%        | 97.1%         |
| <b>Management (VIII &amp; above)</b>          | <b>70</b>    | <b>71</b>    | <b>1.01</b> | <b>45.1%</b> | <b>54.9%</b>  | <b>1.00</b> | <b>1.01</b> | <b>93.0%</b>  | <b>90.6%</b>  | <b>94.9%</b>  | <b>98.6%</b>  | <b>1.4%</b>  | <b>100.0%</b> | <b>97.4%</b>  |
| <b>Administrative/ Supervisory (V to VII)</b> | <b>235</b>   | <b>245</b>   | <b>1.04</b> | <b>19.2%</b> | <b>80.8%</b>  | <b>1.06</b> | <b>1.04</b> | <b>95.9%</b>  | <b>97.9%</b>  | <b>95.5%</b>  | <b>91.8%</b>  | <b>8.2%</b>  | <b>93.6%</b>  | <b>91.4%</b>  |
| <b>Clerical (III &amp; IV)</b>                | <b>451</b>   | <b>520</b>   | <b>1.15</b> | <b>7.3%</b>  | <b>92.7%</b>  | <b>1.18</b> | <b>1.15</b> | <b>89.2%</b>  | <b>71.1%</b>  | <b>90.7%</b>  | <b>68.3%</b>  | <b>31.7%</b> | <b>73.7%</b>  | <b>67.8%</b>  |
| <b>Management &amp; Administrative</b>        | <b>757</b>   | <b>836</b>   | <b>1.10</b> | <b>14.0%</b> | <b>86.0%</b>  | <b>1.08</b> | <b>1.11</b> | <b>91.5%</b>  | <b>87.2%</b>  | <b>92.2%</b>  | <b>77.8%</b>  | <b>22.2%</b> | <b>88.9%</b>  | <b>75.9%</b>  |



|                                       |              |              |             |              |              |             |             |               |               |               |              |              |              |               |
|---------------------------------------|--------------|--------------|-------------|--------------|--------------|-------------|-------------|---------------|---------------|---------------|--------------|--------------|--------------|---------------|
| Catering                              | 33           | 35           | 1.07        | 31.4%        | 68.6%        | 1.02        | 1.10        | 97.1%         | 97.1%         | 100.0%        | 65.7%        | 34.3%        | 81.8%        | 58.3%         |
| Household Services                    | 58           | 81           | 1.40        | 12.3%        | 87.7%        | 1.23        | 1.43        | 91.4%         | 91.4%         | 93.0%         | 32.1%        | 67.9%        | 40.0%        | 31.0%         |
| Other Support                         | 38           | 66           | 1.75        | 74.2%        | 25.8%        | 1.44        | 4.51        | 56.1%         | 56.1%         | 17.6%         | 18.2%        | 81.8%        | 20.4%        | 11.8%         |
| Portering                             | 12           | 12           | 1.00        | 91.7%        | 8.3%         | 1.00        | 1.00        | 100.0%        | 100.0%        | 100.0%        | 100.0%       | 0.0%         | 100.0%       | 100.0%        |
| <b>Support</b>                        | <b>140</b>   | <b>194</b>   | <b>1.38</b> | <b>41.8%</b> | <b>58.2%</b> | <b>1.27</b> | <b>1.48</b> | <b>80.9%</b>  | <b>77.8%</b>  | <b>83.2%</b>  | <b>37.6%</b> | <b>62.4%</b> | <b>42.0%</b> | <b>34.5%</b>  |
| <b>Maintenance/ Technical</b>         | <b>79</b>    | <b>82</b>    | <b>1.04</b> | <b>98.8%</b> | <b>1.2%</b>  | <b>1.04</b> | <b>1.00</b> | <b>100.0%</b> | <b>100.0%</b> | <b>100.0%</b> | <b>93.9%</b> | <b>6.1%</b>  | <b>93.8%</b> | <b>100.0%</b> |
| <b>General Support</b>                | <b>219</b>   | <b>276</b>   | <b>1.26</b> | <b>58.7%</b> | <b>41.3%</b> | <b>1.14</b> | <b>1.48</b> | <b>86.6%</b>  | <b>88.9%</b>  | <b>83.3%</b>  | <b>54.3%</b> | <b>45.7%</b> | <b>67.9%</b> | <b>35.1%</b>  |
| Attendant/ Aide                       | 237          | 264          | 1.11        | 28.4%        | 71.6%        | 1.07        | 1.13        | 89.8%         | 89.8%         | 91.0%         | 64.0%        | 36.0%        | 81.3%        | 57.1%         |
| Health Care Assistant/ Care Assistant | 1,152        | 1,342        | 1.17        | 25.4%        | 74.6%        | 1.10        | 1.19        | 80.6%         | 80.6%         | 80.8%         | 51.9%        | 48.1%        | 65.7%        | 47.3%         |
| Health & Social Care Assistants       | 23           | 24           | 1.03        | 16.7%        | 83.3%        | 1.01        | 1.03        | 62.5%         | 62.5%         | 55.0%         | 91.7%        | 8.3%         | 100.0%       | 90.0%         |
| <b>Health Care Assistants</b>         | <b>1,412</b> | <b>1,630</b> | <b>1.15</b> | <b>25.8%</b> | <b>74.2%</b> | <b>1.09</b> | <b>1.18</b> | <b>81.8%</b>  | <b>81.4%</b>  | <b>82.0%</b>  | <b>54.5%</b> | <b>45.5%</b> | <b>68.8%</b> | <b>49.5%</b>  |
| <b>Home Help</b>                      | <b>407</b>   | <b>528</b>   | <b>1.30</b> | <b>1.7%</b>  | <b>98.3%</b> | <b>1.19</b> | <b>1.30</b> | <b>94.9%</b>  | <b>88.9%</b>  | <b>95.0%</b>  | <b>10.4%</b> | <b>89.6%</b> | <b>0.0%</b>  | <b>10.6%</b>  |
| Home Care Services                    | 47           | 52           | 1.11        | 23.1%        | 76.9%        | 1.21        | 1.08        | 98.1%         | 98.1%         | 100.0%        | 78.8%        | 21.2%        | 58.3%        | 85.0%         |
| Other Care Grades                     | 107          | 116          | 1.09        | 31.0%        | 69.0%        | 1.07        | 1.09        | 87.1%         | 87.1%         | 87.5%         | 80.2%        | 19.8%        | 77.8%        | 81.3%         |
| Pastoral Care                         | 8            | 8            | 1.06        | 87.5%        | 12.5%        | 1.07        | 1.00        | 25.0%         | 25.0%         | 0.0%          | 87.5%        | 12.5%        | 85.7%        | 100.0%        |
| Workshop Services                     | 158          | 196          | 1.24        | 32.7%        | 67.3%        | 1.16        | 1.28        | 88.8%         | 88.8%         | 87.9%         | 45.9%        | 54.1%        | 62.5%        | 37.9%         |
| Health Promotion                      | 15           | 17           | 1.11        | 11.8%        | 88.2%        | 1.00        | 1.12        | 100.0%        | 100.0%        | 100.0%        | 94.1%        | 5.9%         | 100.0%       | 93.3%         |
| <b>Care, other</b>                    | <b>335</b>   | <b>389</b>   | <b>1.16</b> | <b>31.1%</b> | <b>68.9%</b> | <b>1.13</b> | <b>1.18</b> | <b>88.7%</b>  | <b>86.0%</b>  | <b>89.9%</b>  | <b>63.5%</b> | <b>36.5%</b> | <b>68.6%</b> | <b>61.2%</b>  |
| <b>Patient &amp; Client Care</b>      | <b>2,154</b> | <b>2,547</b> | <b>1.18</b> | <b>21.6%</b> | <b>78.4%</b> | <b>1.10</b> | <b>1.21</b> | <b>85.6%</b>  | <b>82.5%</b>  | <b>86.4%</b>  | <b>46.7%</b> | <b>53.3%</b> | <b>67.6%</b> | <b>41.0%</b>  |

## Employment by WTE, Headcount, Gender, Full-Time /Part-Time etc.: Dec 2022

| CHO 2                         | WTE          | Headcount    | WTE: no.    | % Male       | % female     | Male WTE: no. | Female WTE: no. | % Total Perm | % Male Perm  | % Female Perm | % Total Full Time | % Total Part Time | % Male FT    | % Female FT  |
|-------------------------------|--------------|--------------|-------------|--------------|--------------|---------------|-----------------|--------------|--------------|---------------|-------------------|-------------------|--------------|--------------|
| <b>Overall</b>                | <b>5,972</b> | <b>6,873</b> | <b>1.15</b> | <b>19.2%</b> | <b>80.8%</b> | <b>1.09</b>   | <b>1.17</b>     | <b>86.7%</b> | <b>82.1%</b> | <b>87.8%</b>  | <b>62.8%</b>      | <b>37.2%</b>      | <b>75.8%</b> | <b>59.8%</b> |
| Community Health & Wellbeing  | 21           | 23           | 1.08        | 8.7%         | 91.3%        | 1.00          | 1.09            | 100.0%       | 100.0%       | 100.0%        | 82.6%             | 17.4%             | 100.0%       | 100.0%       |
| Mental Health                 | 1,329        | 1,421        | 1.07        | 28.5%        | 71.5%        | 1.05          | 1.08            | 86.7%        | 86.7%        | 88.5%         | 84.9%             | 15.1%             | 90.6%        | 90.6%        |
| Primary Care                  | 1,351        | 1,558        | 1.15        | 12.8%        | 87.2%        | 1.08          | 1.17            | 83.8%        | 83.8%        | 85.5%         | 72.5%             | 27.5%             | 83.4%        | 83.4%        |
| HSE                           | 1,813        | 2,074        | 1.14        | 14.9%        | 85.1%        | 1.06          | 1.16            | 93.1%        | 93.1%        | 93.7%         | 55.8%             | 44.2%             | 85.4%        | 85.4%        |
| Section 38 Voluntary Agencies | 1,376        | 1,713        | 1.25        | 22.8%        | 77.2%        | 1.19          | 1.26            | 81.1%        | 81.1%        | 81.2%         | 42.3%             | 57.7%             | 47.8%        | 47.8%        |
| Social Care                   | 3,189        | 3,787        | 1.19        | 18.5%        | 81.5%        | 1.13          | 1.20            | 87.7%        | 87.7%        | 88.3%         | 49.7%             | 50.3%             | 64.4%        | 64.4%        |
| CHO Operations                | 82           | 84           | 1.03        | 17.9%        | 82.1%        | 1.00          | 1.03            | 92.9%        | 92.9%        | 95.7%         | 97.6%             | 2.4%              | 100.0%       | 100.0%       |

## CHO 2 Skills Mix by Staff Grouping: December 2022

| Dec 2022 (Dec 2019 figure: 5,545)            | WTE Dec 2016 | WTE Dec 2017 | WTE Dec 2018 | WTE Dec 2019 | WTE Dec 2019 | WTE Nov 2022  | WTE Dec 2022 |
|--|--------------|--------------|--------------|--------------|--------------|---------------|--------------|
| <b>Overall</b>                               | <b>5,236</b> | <b>5,377</b> | <b>5,559</b> | <b>5,545</b> | <b>5,690</b> | <b>5,929</b>  | <b>5,972</b> |
| Consultant Medicine                          | 0.5%         | 0.5%         | 0.5%         | 0.5%         | 0.5%         | 1.3%          | 1.3%         |
| Consultant Paediatrics                       | 0.5%         | 0.5%         | 0.5%         | 0.5%         | 0.5%         | 0.4%          | 0.4%         |
| Consultant Psychiatry                        | 16.7%        | 16.6%        | 16.4%        | 18.9%        | 18.9%        | 17.1%         | 16.8%        |
| Consultant Surgery                           | 0.7%         | 0.6%         | 0.1%         | 0.1%         | 0.1%         |               |              |
| <b>Consultants</b>                           | <b>18.4%</b> | <b>18.3%</b> | <b>17.5%</b> | <b>19.9%</b> | <b>19.9%</b> | <b>18.8%</b>  | <b>18.5%</b> |
| Registrar                                    | 27.0%        | 29.4%        | 27.8%        | 27.4%        | 27.4%        | 31.4%         | 31.9%        |
| Senior Registrar                             | 4.2%         | 4.2%         | 5.5%         | 8.0%         | 8.0%         | 6.8%          | 6.8%         |
| <b>Registrars</b>                            | <b>31.1%</b> | <b>33.6%</b> | <b>33.2%</b> | <b>35.4%</b> | <b>35.4%</b> | <b>38.2%</b>  | <b>38.7%</b> |
| Senior House Officer                         | 19.3%        | 18.6%        | 20.0%        | 16.9%        | 16.9%        | 18.6%         | 18.3%        |
| <b>SHO/ Interns</b>                          | <b>19.3%</b> | <b>18.6%</b> | <b>20.0%</b> | <b>16.9%</b> | <b>16.9%</b> | <b>18.6%</b>  | <b>18.3%</b> |
| Dentists                                     | 11.2%        | 10.8%        | 11.0%        | 10.0%        | 10.0%        | 9.8%          | 9.9%         |
| Other Medical                                | 19.9%        | 18.8%        | 18.3%        | 17.7%        | 17.7%        | 14.5%         | 14.6%        |
| <b>Medical/ Dental, other</b>                | <b>31.2%</b> | <b>29.6%</b> | <b>29.3%</b> | <b>27.7%</b> | <b>27.7%</b> | <b>24.3%</b>  | <b>24.5%</b> |
| <b>Medical &amp; Dental</b>                  | <b>3.7%</b>  | <b>3.8%</b>  | <b>3.8%</b>  | <b>3.8%</b>  | <b>3.8%</b>  | <b>100.0%</b> | <b>3.9%</b>  |
| Clinical Nurse/ Midwife Manager              | 15.7%        | 15.7%        | 16.5%        | 16.0%        | 16.0%        | 15.9%         | 16.1%        |
| Director Nursing/Midwifery, Assistant        | 2.5%         | 2.7%         | 2.6%         | 3.0%         | 3.0%         | 2.9%          | 2.9%         |
| Director of Nursing/Midwifery                | 1.4%         | 1.4%         | 1.4%         | 1.5%         | 1.5%         | 1.6%          | 1.5%         |
| <b>Nurse/ Midwife Manager</b>                | <b>19.5%</b> | <b>19.7%</b> | <b>20.5%</b> | <b>20.6%</b> | <b>20.6%</b> | <b>20.4%</b>  | <b>20.6%</b> |
| Advanced Nurse/ Midwife Practitioner         | 0.2%         | 0.3%         | 0.4%         | 0.6%         | 0.6%         | 1.3%          | 1.4%         |
| Clinical Nurse/ Midwife Specialist           | 4.3%         | 5.1%         | 5.1%         | 5.6%         | 5.6%         | 7.5%          | 7.4%         |
| <b>Nurse/ Midwife Specialist &amp; AN/MP</b> | <b>4.5%</b>  | <b>5.3%</b>  | <b>5.5%</b>  | <b>6.2%</b>  | <b>6.2%</b>  | <b>8.8%</b>   | <b>8.8%</b>  |
| Staff Midwives                               | 0.0%         | 0.1%         |              |              |              |               |              |
| Staff Nurse [Intellectual Disability]        | 8.5%         | 6.5%         | 6.4%         | 6.0%         | 6.0%         | 7.7%          | 7.7%         |
| Staff Nurse [Psychiatric]                    | 25.4%        | 24.3%        | 24.1%        | 24.7%        | 24.7%        | 22.8%         | 22.8%        |
| Staff Nurses [General/ Children's]           | 29.7%        | 30.5%        | 29.6%        | 29.1%        | 29.1%        | 26.8%         | 26.5%        |
| <b>Staff Nurse/ Staff Midwife</b>            | <b>63.6%</b> | <b>61.4%</b> | <b>60.1%</b> | <b>59.8%</b> | <b>59.8%</b> | <b>57.2%</b>  | <b>57.1%</b> |
| <b>Public Health Nurse</b>                   | <b>11.7%</b> | <b>11.4%</b> | <b>12.2%</b> | <b>12.8%</b> | <b>12.8%</b> | <b>11.5%</b>  | <b>11.7%</b> |
| Pre-registration Nurse/ Midwife Intern       |              | 0.9%         |              | 0.0%         | 0.0%         | 0.4%          | 0.3%         |
| Pre-registration Nurse Intern (COVID-19)     |              |              |              |              |              |               |              |
| Post-registration Nurse/ Midwife Student     | 0.7%         | 1.1%         | 0.8%         | 0.3%         | 0.3%         | 0.9%          | 0.9%         |
| Nursing/ Midwifery awaiting registration     |              |              | 0.7%         | 0.3%         | 0.3%         | 0.4%          | 0.4%         |
| <b>Nursing/ Midwifery Student</b>            | <b>0.7%</b>  | <b>1.9%</b>  | <b>1.6%</b>  | <b>0.6%</b>  | <b>0.6%</b>  | <b>1.8%</b>   | <b>1.6%</b>  |
| <b>Nursing/ Midwifery other</b>              |              | <b>0.1%</b>  | <b>0.2%</b>  | <b>0.1%</b>  | <b>0.1%</b>  | <b>0.2%</b>   | <b>0.2%</b>  |
| <b>Nursing &amp; Midwifery</b>               | <b>28.8%</b> | <b>28.3%</b> | <b>27.6%</b> | <b>27.1%</b> | <b>27.1%</b> | <b>100.0%</b> | <b>26.9%</b> |
| Dietitians                                   | 2.4%         | 2.6%         | 2.5%         | 2.4%         | 2.4%         | 3.3%          | 3.3%         |
| Occupational Therapists                      | 15.1%        | 14.7%        | 14.6%        | 14.4%        | 14.4%        | 14.6%         | 14.5%        |
| Orthoptists                                  | 0.2%         | 0.2%         | 0.2%         | 0.2%         | 0.2%         | 0.4%          | 0.4%         |
| Physiotherapists                             | 10.7%        | 11.7%        | 11.0%        | 10.9%        | 10.9%        | 10.9%         | 10.8%        |
| Podiatrists & Chiropodists                   | 1.2%         | 1.0%         | 0.9%         | 0.9%         | 0.9%         | 2.0%          | 1.9%         |
| Speech & Language Therapists                 | 12.3%        | 12.4%        | 12.8%        | 12.9%        | 12.9%        | 10.7%         | 11.0%        |
| <b>Therapy Professions</b>                   | <b>41.8%</b> | <b>42.6%</b> | <b>41.9%</b> | <b>41.7%</b> | <b>41.7%</b> | <b>41.8%</b>  | <b>42.0%</b> |
| Audiology                                    | 0.6%         | 0.8%         | 0.7%         | 0.6%         | 0.6%         | 0.8%          | 0.8%         |
| Clinical Engineering                         | 0.1%         |              |              | 0.1%         | 0.1%         | 0.1%          | 0.1%         |
| Physicists                                   | 0.1%         |              |              |              |              |               |              |
| Radiographers                                | 0.1%         | 0.1%         | 0.1%         | 0.1%         | 0.1%         | 0.1%          | 0.1%         |
| <b>Health Science/ Diagnostics</b>           | <b>1.0%</b>  | <b>0.8%</b>  | <b>0.8%</b>  | <b>0.8%</b>  | <b>0.8%</b>  | <b>1.0%</b>   | <b>1.0%</b>  |
| <b>Social Care</b>                           | <b>26.3%</b> | <b>27.2%</b> | <b>28.6%</b> | <b>30.2%</b> | <b>30.2%</b> | <b>29.5%</b>  | <b>29.9%</b> |

| Dec 2022 (Dec 2019 figure: 5,545)             | WTE Dec 2016 | WTE Dec 2017 | WTE Dec 2018 | WTE Dec 2019 | WTE Dec 2019 | WTE Nov 2022  | WTE Dec 2022 |
|---|--------------|--------------|--------------|--------------|--------------|---------------|--------------|
| <b>Overall</b>                                | <b>5,236</b> | <b>5,377</b> | <b>5,559</b> | <b>5,545</b> | <b>5,690</b> | <b>5,929</b>  | <b>5,972</b> |
| <b>Social Workers</b>                         | <b>10.3%</b> | <b>10.1%</b> | <b>10.1%</b> | <b>10.3%</b> | <b>10.3%</b> | <b>10.3%</b>  | <b>10.2%</b> |
| <b>Psychologists</b>                          | <b>11.4%</b> | <b>10.7%</b> | <b>10.3%</b> | <b>9.1%</b>  | <b>9.1%</b>  | <b>8.8%</b>   | <b>8.8%</b>  |
| <b>Pharmacy</b>                               | <b>0.7%</b>  | <b>0.6%</b>  | <b>0.5%</b>  | <b>0.6%</b>  | <b>0.6%</b>  | <b>0.5%</b>   | <b>0.6%</b>  |
| Counsellor Therapists                         | 1.4%         | 1.4%         | 1.5%         | 1.4%         | 1.4%         | 2.3%          | 2.2%         |
| Dental Hygienists                             | 0.5%         | 0.3%         | 0.5%         | 0.6%         | 0.6%         | 0.5%          | 0.5%         |
| HSCP Trainees/ Students                       | 0.3%         | 0.1%         |              |              |              |               |              |
| Other Health & Social Care                    | 5.8%         | 5.6%         | 5.2%         | 4.9%         | 4.9%         | 3.7%          | 3.7%         |
| Play Therapists/ Specialists                  | 0.5%         | 0.5%         | 0.4%         | 0.4%         | 0.4%         | 0.2%          | 0.1%         |
| Vaccinators                                   |              |              |              |              |              | 1.3%          | 1.1%         |
| <b>H&amp;SC, Other</b>                        | <b>8.5%</b>  | <b>7.9%</b>  | <b>7.7%</b>  | <b>7.3%</b>  | <b>7.3%</b>  | <b>8.1%</b>   | <b>7.7%</b>  |
| <b>Health &amp; Social Care Professionals</b> | <b>14.0%</b> | <b>14.0%</b> | <b>14.6%</b> | <b>14.6%</b> | <b>14.6%</b> | <b>100.0%</b> | <b>16.8%</b> |
| Executive Management                          | 1.7%         | 1.8%         | 1.7%         | 1.6%         | 1.6%         | 1.7%          | 1.7%         |
| Senior Management (VIII & GM)                 | 6.5%         | 6.6%         | 7.0%         | 6.9%         | 6.9%         | 7.6%          | 7.6%         |
| <b>Management (VIII &amp; above)</b>          | <b>8.2%</b>  | <b>8.5%</b>  | <b>8.7%</b>  | <b>8.5%</b>  | <b>8.5%</b>  | <b>9.3%</b>   | <b>9.3%</b>  |
| <b>Administrative/ Supervisory (V to VII)</b> | <b>17.2%</b> | <b>18.3%</b> | <b>18.5%</b> | <b>20.3%</b> | <b>20.3%</b> | <b>31.8%</b>  | <b>31.1%</b> |
| <b>Clerical (III &amp; IV)</b>                | <b>74.6%</b> | <b>73.2%</b> | <b>72.8%</b> | <b>71.2%</b> | <b>71.2%</b> | <b>58.9%</b>  | <b>59.6%</b> |
| <b>Management &amp; Administrative</b>        | <b>11.3%</b> | <b>11.9%</b> | <b>12.0%</b> | <b>11.9%</b> | <b>11.9%</b> | <b>100.0%</b> | <b>12.7%</b> |
| Catering                                      | 15.6%        | 14.8%        | 16.9%        | 17.6%        | 17.6%        | 15.1%         | 14.9%        |
| Household Services                            | 31.9%        | 30.7%        | 28.8%        | 27.9%        | 27.9%        | 26.4%         | 26.3%        |
| Other Support                                 | 17.2%        | 17.6%        | 17.4%        | 17.4%        | 17.4%        | 18.1%         | 17.2%        |
| Portering                                     | 6.4%         | 7.2%         | 7.1%         | 6.9%         | 6.9%         | 5.3%          | 5.5%         |
| <b>Support</b>                                | <b>71.0%</b> | <b>70.3%</b> | <b>70.2%</b> | <b>69.9%</b> | <b>69.9%</b> | <b>64.8%</b>  | <b>63.9%</b> |
| Maintenance                                   | 29.0%        | 29.7%        | 29.8%        | 30.1%        | 30.1%        | 34.8%         | 35.6%        |
| Technical Services                            |              |              |              |              |              | 0.5%          | 0.5%         |
| <b>Maintenance/ Technical</b>                 | <b>29.0%</b> | <b>29.7%</b> | <b>29.8%</b> | <b>30.1%</b> | <b>30.1%</b> | <b>35.2%</b>  | <b>36.1%</b> |
| <b>General Support</b>                        | <b>4.9%</b>  | <b>4.5%</b>  | <b>4.4%</b>  | <b>4.1%</b>  | <b>4.1%</b>  | <b>100.0%</b> | <b>3.7%</b>  |
| Attendant/ Aide                               | 24.3%        | 23.4%        | 22.5%        | 20.5%        | 20.5%        | 11.1%         | 11.0%        |
| Health Care Assistant/ Care Assistant         | 39.4%        | 40.8%        | 41.0%        | 42.9%        | 42.9%        | 53.6%         | 53.5%        |
| Health & Social Care Assistants               | 0.3%         | 0.5%         | 0.9%         | 0.6%         | 0.6%         | 1.0%          | 1.1%         |
| <b>Health Care Assistants</b>                 | <b>64.0%</b> | <b>64.7%</b> | <b>64.5%</b> | <b>64.0%</b> | <b>64.0%</b> | <b>65.7%</b>  | <b>65.6%</b> |
| <b>Home Help</b>                              | <b>23.0%</b> | <b>22.3%</b> | <b>23.0%</b> | <b>23.4%</b> | <b>23.4%</b> | <b>18.6%</b>  | <b>18.9%</b> |
| Home Care Services                            | 1.2%         | 1.5%         | 1.4%         | 1.4%         | 1.4%         | 2.2%          | 2.2%         |
| Other Care Grades                             | 3.4%         | 3.2%         | 3.0%         | 2.9%         | 2.9%         | 5.0%          | 5.0%         |
| Pastoral Care                                 | 0.5%         | 0.5%         | 0.5%         | 0.5%         | 0.5%         | 0.4%          | 0.3%         |
| Workshop Services                             | 7.9%         | 7.7%         | 7.6%         | 7.9%         | 7.9%         | 7.5%          | 7.3%         |
| Health Promotion                              |              |              |              |              |              | 0.7%          | 0.7%         |
| <b>Care, other</b>                            | <b>13.0%</b> | <b>13.0%</b> | <b>12.5%</b> | <b>12.7%</b> | <b>12.7%</b> | <b>15.7%</b>  | <b>15.5%</b> |
| <b>Patient &amp; Client Care</b>              | <b>37.4%</b> | <b>37.4%</b> | <b>37.7%</b> | <b>38.5%</b> | <b>38.5%</b> | <b>100.0%</b> | <b>36.1%</b> |
| <b>Total</b>                                  | <b>100 %</b> | <b>100 %</b> | <b>100 %</b> | <b>100 %</b> | <b>100%</b>  | <b>100 %</b>  | <b>100 %</b> |

## CHO 2 Skills Mix by Care Group: December 2022

| Dec 2022 (Dec 2019 figure: 1,308)             | WTE Dec 2016 | WTE Dec 2017 | WTE Dec 2018 | WTE Dec 2019 | WTE Dec 2019 | WTE Nov 2022 | WTE Dec 2022 |
|---|--------------|--------------|--------------|--------------|--------------|--------------|--------------|
| <b>Mental Health</b>                          | <b>1,283</b> | <b>1,307</b> | <b>1,338</b> | <b>1,308</b> | <b>1,340</b> | <b>1,322</b> | <b>1,329</b> |
| Consultant Psychiatry                         | 33.8%        | 31.8%        | 30.6%        | 35.3%        | 35.3%        | 33.0%        | 32.5%        |
| <b>Consultants</b>                            | <b>33.8%</b> | <b>31.8%</b> | <b>30.6%</b> | <b>35.3%</b> | <b>35.3%</b> | <b>33.0%</b> | <b>32.5%</b> |
| Registrar                                     | 18.0%        | 19.5%        | 17.9%        | 16.0%        | 16.0%        | 18.1%        | 19.3%        |
| Senior Registrar                              | 9.0%         | 8.5%         | 10.9%        | 15.0%        | 15.0%        | 13.2%        | 13.1%        |
| <b>Registrars</b>                             | <b>27.0%</b> | <b>28.0%</b> | <b>28.7%</b> | <b>31.1%</b> | <b>31.1%</b> | <b>31.3%</b> | <b>32.4%</b> |
| Senior House Officer                          | 36.4%        | 37.7%        | 39.7%        | 32.7%        | 32.7%        | 34.9%        | 34.2%        |
| <b>SHO/ Interns</b>                           | <b>36.4%</b> | <b>37.7%</b> | <b>39.7%</b> | <b>32.7%</b> | <b>32.7%</b> | <b>34.9%</b> | <b>34.2%</b> |
| <b>Medical/ Dental, other</b>                 | <b>2.8%</b>  | <b>2.5%</b>  | <b>0.9%</b>  | <b>0.9%</b>  | <b>0.9%</b>  | <b>0.9%</b>  | <b>0.9%</b>  |
| <b>Medical &amp; Dental</b>                   | <b>6.9%</b>  | <b>7.6%</b>  | <b>7.9%</b>  | <b>8.1%</b>  | <b>8.1%</b>  | <b>8.5%</b>  | <b>8.5%</b>  |
| Clinical Nurse/ Midwife Manager               | 22.1%        | 20.7%        | 23.0%        | 21.5%        | 21.5%        | 20.5%        | 20.6%        |
| Director Nursing/Midwifery, Assistant         | 2.8%         | 3.3%         | 3.1%         | 3.3%         | 3.3%         | 2.7%         | 2.7%         |
| Director of Nursing/Midwifery                 | 0.5%         | 0.5%         | 0.3%         | 0.5%         | 0.5%         | 0.5%         | 0.5%         |
| <b>Nurse/ Midwife Manager</b>                 | <b>25.5%</b> | <b>24.6%</b> | <b>26.4%</b> | <b>25.3%</b> | <b>25.3%</b> | <b>23.6%</b> | <b>23.8%</b> |
| Advanced Nurse/ Midwife Practitioner          | 0.5%         | 0.5%         | 0.9%         | 1.0%         | 1.0%         | 2.0%         | 2.0%         |
| Clinical Nurse/ Midwife Specialist            | 7.4%         | 9.9%         | 9.4%         | 10.6%        | 10.6%        | 12.7%        | 12.7%        |
| <b>Nurse/ Midwife Specialist &amp; AN/MP</b>  | <b>7.9%</b>  | <b>10.4%</b> | <b>10.2%</b> | <b>11.7%</b> | <b>11.7%</b> | <b>14.7%</b> | <b>14.7%</b> |
| Staff Nurse [Psychiatric]                     | 64.6%        | 61.0%        | 60.0%        | 61.0%        | 61.0%        | 58.2%        | 58.6%        |
| Staff Nurses [General/ Children's]            | 2.0%         | 1.3%         | 0.9%         | 0.9%         | 0.9%         | 0.5%         | 0.4%         |
| <b>Staff Nurse/ Staff Midwife</b>             | <b>66.6%</b> | <b>62.3%</b> | <b>61.0%</b> | <b>61.9%</b> | <b>61.9%</b> | <b>58.7%</b> | <b>59.0%</b> |
| Pre-registration Nurse/ Midwife Intern        |              | 2.3%         |              | 0.0%         | 0.0%         | 1.1%         | 0.7%         |
| Pre-registration Nurse Intern (COVID-19)      |              |              |              |              |              |              |              |
| Nursing/ Midwifery awaiting registration      |              |              | 1.9%         | 0.8%         | 0.8%         | 1.2%         | 1.2%         |
| <b>Nursing/ Midwifery Student</b>             |              | <b>2.3%</b>  | <b>1.9%</b>  | <b>0.8%</b>  | <b>0.8%</b>  | <b>2.3%</b>  | <b>1.8%</b>  |
| Nursing Education/Clinical                    |              | 0.4%         | 0.5%         | 0.3%         | 0.3%         | 0.7%         | 0.7%         |
| <b>Nursing/ Midwifery other</b>               |              | <b>0.4%</b>  | <b>0.5%</b>  | <b>0.3%</b>  | <b>0.3%</b>  | <b>0.7%</b>  | <b>0.7%</b>  |
| <b>Nursing &amp; Midwifery</b>                | <b>44.0%</b> | <b>43.5%</b> | <b>43.8%</b> | <b>44.1%</b> | <b>44.1%</b> | <b>45.0%</b> | <b>45.0%</b> |
| Dietitians                                    | 2.9%         | 3.6%         | 2.4%         | 2.1%         | 2.1%         | 3.5%         | 3.4%         |
| Occupational Therapists                       | 24.4%        | 26.3%        | 26.4%        | 26.0%        | 26.0%        | 28.5%        | 28.3%        |
| Speech & Language Therapists                  | 5.3%         | 5.5%         | 5.2%         | 4.3%         | 4.3%         | 3.5%         | 3.5%         |
| <b>Therapy Professions</b>                    | <b>32.6%</b> | <b>35.4%</b> | <b>33.9%</b> | <b>32.4%</b> | <b>32.4%</b> | <b>35.5%</b> | <b>35.3%</b> |
| <b>Social Care</b>                            | <b>12.2%</b> | <b>9.7%</b>  | <b>9.9%</b>  | <b>10.5%</b> | <b>10.5%</b> | <b>9.0%</b>  | <b>8.9%</b>  |
| <b>Social Workers</b>                         | <b>26.9%</b> | <b>26.2%</b> | <b>27.7%</b> | <b>29.1%</b> | <b>29.1%</b> | <b>28.3%</b> | <b>28.3%</b> |
| <b>Psychologists</b>                          | <b>25.0%</b> | <b>25.3%</b> | <b>24.6%</b> | <b>24.0%</b> | <b>24.0%</b> | <b>23.8%</b> | <b>24.0%</b> |
| <b>Pharmacy</b>                               | <b>2.6%</b>  | <b>1.9%</b>  | <b>1.8%</b>  | <b>1.8%</b>  | <b>1.8%</b>  | <b>1.6%</b>  | <b>1.6%</b>  |
| Counsellor Therapists                         |              |              | 1.4%         | 1.4%         | 1.4%         | 1.2%         | 1.2%         |
| Other Health & Social Care                    |              | 0.7%         |              |              |              |              |              |
| Play Therapists/ Specialists                  | 0.7%         | 0.7%         | 0.7%         | 0.7%         | 0.7%         | 0.6%         | 0.6%         |
| <b>H&amp;SC, Other</b>                        | <b>0.7%</b>  | <b>1.4%</b>  | <b>2.1%</b>  | <b>2.1%</b>  | <b>2.1%</b>  | <b>1.9%</b>  | <b>1.8%</b>  |
| <b>Health &amp; Social Care Professionals</b> | <b>10.7%</b> | <b>10.6%</b> | <b>10.9%</b> | <b>10.7%</b> | <b>10.7%</b> | <b>11.6%</b> | <b>11.6%</b> |
| <b>Management (VIII &amp; above)</b>          | <b>3.1%</b>  | <b>2.2%</b>  | <b>2.8%</b>  | <b>3.6%</b>  | <b>3.6%</b>  | <b>2.2%</b>  | <b>2.4%</b>  |
| <b>Administrative/ Supervisory (V to VII)</b> | <b>15.9%</b> | <b>17.6%</b> | <b>16.5%</b> | <b>17.1%</b> | <b>17.1%</b> | <b>20.1%</b> | <b>20.0%</b> |
| <b>Clerical (III &amp; IV)</b>                | <b>81.0%</b> | <b>80.2%</b> | <b>80.7%</b> | <b>79.2%</b> | <b>79.2%</b> | <b>77.7%</b> | <b>77.6%</b> |
| <b>Management &amp; Administrative</b>        | <b>10.2%</b> | <b>10.4%</b> | <b>10.5%</b> | <b>10.5%</b> | <b>10.5%</b> | <b>9.5%</b>  | <b>9.5%</b>  |
| <b>Support</b>                                | <b>56.6%</b> | <b>53.4%</b> | <b>52.7%</b> | <b>57.3%</b> | <b>57.3%</b> | <b>43.4%</b> | <b>42.5%</b> |
| <b>Maintenance/ Technical</b>                 | <b>43.4%</b> | <b>46.6%</b> | <b>47.3%</b> | <b>42.7%</b> | <b>42.7%</b> | <b>56.6%</b> | <b>57.5%</b> |

| Dec 2022 (Dec 2019 figure: 1,308) | WTE Dec 2016 | WTE Dec 2017 | WTE Dec 2018 | WTE Dec 2019 | WTE Dec 2019 | WTE Nov 2022 | WTE Dec 2022 |
|-----------------------------------|--------------|--------------|--------------|--------------|--------------|--------------|--------------|
| <b>Mental Health</b>              | <b>1,283</b> | <b>1,307</b> | <b>1,338</b> | <b>1,308</b> | <b>1,340</b> | <b>1,322</b> | <b>1,329</b> |
| <b>General Support</b>            | <b>6.3%</b>  | <b>5.6%</b>  | <b>5.2%</b>  | <b>4.8%</b>  | <b>4.8%</b>  | <b>4.7%</b>  | <b>4.7%</b>  |
| <b>Health Care Assistants</b>     | <b>76.3%</b> | <b>74.5%</b> | <b>75.0%</b> | <b>75.6%</b> | <b>75.6%</b> | <b>73.6%</b> | <b>73.5%</b> |
| Home Care Services                |              | 2.4%         | 2.6%         | 2.5%         | 2.5%         | 3.0%         | 3.1%         |
| Other Care Grades                 | 1.5%         | 1.4%         | 1.6%         | 1.5%         | 1.5%         | 1.7%         | 1.7%         |
| Pastoral Care                     | 1.1%         | 1.4%         | 1.1%         | 1.1%         | 1.1%         | 1.3%         | 1.3%         |
| Workshop Services                 | 21.2%        | 20.3%        | 19.7%        | 19.3%        | 19.3%        | 20.3%        | 20.5%        |
| <b>Care, other</b>                | <b>23.7%</b> | <b>25.5%</b> | <b>25.0%</b> | <b>24.4%</b> | <b>24.4%</b> | <b>26.4%</b> | <b>26.5%</b> |
| <b>Patient &amp; Client Care</b>  | <b>21.9%</b> | <b>22.3%</b> | <b>21.7%</b> | <b>21.7%</b> | <b>21.7%</b> | <b>20.7%</b> | <b>20.7%</b> |
| <b>Total</b>                      | <b>100 %</b> | <b>100 %</b> | <b>100 %</b> | <b>100 %</b> | <b>100 %</b> | <b>100 %</b> | <b>100 %</b> |

| Dec 2022 (Dec 2019 figure: 1,134)            | WTE Dec 2016 | WTE Dec 2017 | WTE Dec 2018 | WTE Dec 2019 | WTE Dec 2019 | WTE Nov 2022 | WTE Dec 2022 |
|--|--------------|--------------|--------------|--------------|--------------|--------------|--------------|
| <b>Primary Care</b>                          | <b>1,238</b> | <b>1,090</b> | <b>1,160</b> | <b>1,134</b> | <b>1,235</b> | <b>1,341</b> | <b>1,351</b> |
| Consultant Medicine                          | 1.2%         | 1.2%         | 1.1%         | 1.1%         | 1.1%         | 2.9%         | 2.9%         |
| Consultant Surgery                           | 1.5%         | 1.5%         | 0.3%         | 0.3%         | 0.3%         |              |              |
| <b>Consultants</b>                           | <b>2.7%</b>  | <b>2.7%</b>  | <b>1.5%</b>  | <b>1.4%</b>  | <b>1.4%</b>  | <b>2.9%</b>  | <b>2.9%</b>  |
| <b>Registrars</b>                            | <b>39.1%</b> | <b>44.7%</b> | <b>43.2%</b> | <b>45.6%</b> | <b>45.6%</b> | <b>50.9%</b> | <b>50.6%</b> |
| <b>SHO/ Interns</b>                          | <b>5.4%</b>  |              |              | <b>1.1%</b>  | <b>1.1%</b>  | <b>2.8%</b>  | <b>2.9%</b>  |
| Dentists                                     | 25.0%        | 25.7%        | 26.7%        | 24.1%        | 24.1%        | 22.1%        | 22.2%        |
| Other Medical                                | 27.8%        | 26.9%        | 28.6%        | 27.8%        | 27.8%        | 21.2%        | 21.4%        |
| <b>Medical/ Dental, other</b>                | <b>52.8%</b> | <b>52.6%</b> | <b>55.3%</b> | <b>51.9%</b> | <b>51.9%</b> | <b>43.3%</b> | <b>43.7%</b> |
| <b>Medical &amp; Dental</b>                  | <b>7.0%</b>  | <b>7.8%</b>  | <b>7.5%</b>  | <b>7.8%</b>  | <b>7.8%</b>  | <b>7.7%</b>  | <b>7.7%</b>  |
| Clinical Nurse/ Midwife Manager              | 1.7%         | 2.3%         | 2.0%         | 1.7%         | 1.7%         | 2.1%         | 2.1%         |
| Director Nursing/Midwifery, Assistant        | 5.3%         | 4.9%         | 5.1%         | 6.4%         | 6.4%         | 6.3%         | 6.3%         |
| Director of Nursing/Midwifery                | 0.7%         | 1.0%         | 0.9%         | 0.6%         | 0.6%         | 0.8%         | 0.8%         |
| <b>Nurse/ Midwife Manager</b>                | <b>7.7%</b>  | <b>8.2%</b>  | <b>8.0%</b>  | <b>8.7%</b>  | <b>8.7%</b>  | <b>9.2%</b>  | <b>9.2%</b>  |
| <b>Nurse/ Midwife Specialist &amp; AN/MP</b> | <b>5.2%</b>  | <b>4.9%</b>  | <b>5.7%</b>  | <b>5.5%</b>  | <b>5.5%</b>  | <b>10.5%</b> | <b>10.4%</b> |
| <b>Staff Nurse/ Staff Midwife</b>            | <b>24.0%</b> | <b>23.9%</b> | <b>24.4%</b> | <b>23.6%</b> | <b>23.6%</b> | <b>25.6%</b> | <b>25.3%</b> |
| <b>Public Health Nurse</b>                   | <b>59.4%</b> | <b>57.7%</b> | <b>57.8%</b> | <b>60.9%</b> | <b>60.9%</b> | <b>50.5%</b> | <b>51.1%</b> |
| <b>Nursing/ Midwifery Student</b>            | <b>3.7%</b>  | <b>5.3%</b>  | <b>4.0%</b>  | <b>1.3%</b>  | <b>1.3%</b>  | <b>4.2%</b>  | <b>4.0%</b>  |
| <b>Nursing &amp; Midwifery</b>               | <b>23.9%</b> | <b>27.6%</b> | <b>27.7%</b> | <b>27.7%</b> | <b>27.7%</b> | <b>27.0%</b> | <b>27.0%</b> |
| Dietitians                                   | 3.3%         | 4.0%         | 5.2%         | 4.9%         | 4.9%         | 5.7%         | 5.9%         |
| Occupational Therapists                      | 19.1%        | 18.6%        | 18.8%        | 19.0%        | 19.0%        | 18.4%        | 18.3%        |
| Orthoptists                                  | 0.5%         | 0.5%         | 0.5%         | 0.5%         | 0.5%         | 1.0%         | 0.9%         |
| Physiotherapists                             | 18.1%        | 21.1%        | 20.0%        | 20.0%        | 20.0%        | 18.8%        | 19.2%        |
| Podiatrists & Chiropodists                   | 2.8%         | 2.5%         | 2.2%         | 2.2%         | 2.2%         | 4.7%         | 4.6%         |
| Speech & Language Therapists                 | 22.6%        | 22.9%        | 24.4%        | 25.7%        | 25.7%        | 19.5%        | 20.2%        |
| <b>Therapy Professions</b>                   | <b>66.4%</b> | <b>69.7%</b> | <b>71.1%</b> | <b>72.4%</b> | <b>72.4%</b> | <b>68.2%</b> | <b>69.1%</b> |
| Audiology                                    | 1.5%         | 1.9%         | 1.8%         | 1.6%         | 1.6%         | 1.9%         | 1.9%         |
| Clinical Engineering                         | 0.3%         |              |              | 0.3%         | 0.3%         | 0.2%         | 0.2%         |
| Physicists                                   | 0.3%         |              |              |              |              |              |              |
| <b>Health Science/ Diagnostics</b>           | <b>2.2%</b>  | <b>1.9%</b>  | <b>1.8%</b>  | <b>1.9%</b>  | <b>1.9%</b>  | <b>2.2%</b>  | <b>2.1%</b>  |
| <b>Social Care</b>                           | <b>3.7%</b>  | <b>3.5%</b>  | <b>3.0%</b>  | <b>2.7%</b>  | <b>2.7%</b>  | <b>1.6%</b>  | <b>1.6%</b>  |
| <b>Social Workers</b>                        | <b>3.0%</b>  | <b>2.3%</b>  | <b>2.1%</b>  | <b>2.2%</b>  | <b>2.2%</b>  | <b>4.4%</b>  | <b>4.5%</b>  |
| <b>Psychologists</b>                         | <b>10.0%</b> | <b>8.8%</b>  | <b>8.6%</b>  | <b>7.7%</b>  | <b>7.7%</b>  | <b>7.7%</b>  | <b>7.5%</b>  |
| <b>Pharmacy</b>                              | <b>0.3%</b>  | <b>0.3%</b>  | <b>0.3%</b>  | <b>0.3%</b>  | <b>0.3%</b>  | <b>0.2%</b>  | <b>0.2%</b>  |
| Counsellor Therapists                        | 3.0%         | 2.9%         | 2.4%         | 1.9%         | 1.9%         | 3.8%         | 3.5%         |
| Dental Hygienists                            | 1.1%         | 0.8%         | 1.4%         | 1.4%         | 1.4%         | 1.2%         | 1.2%         |

| Dec 2022 (Dec 2019 figure: 1,134)             | WTE Dec 2016 | WTE Dec 2017 | WTE Dec 2018 | WTE Dec 2019 | WTE Dec 2019 | WTE Nov 2022 | WTE Dec 2022 |
|---|--------------|--------------|--------------|--------------|--------------|--------------|--------------|
| <b>Primary Care</b>                           | <b>1,238</b> | <b>1,090</b> | <b>1,160</b> | <b>1,134</b> | <b>1,235</b> | <b>1,341</b> | <b>1,351</b> |
| Other Health & Social Care                    | 10.2%        | 9.8%         | 9.2%         | 9.5%         | 9.5%         | 7.6%         | 7.7%         |
| Vaccinators                                   |              |              |              |              |              | 3.2%         | 2.5%         |
| <b>H&amp;SC, Other</b>                        | <b>14.3%</b> | <b>13.5%</b> | <b>13.0%</b> | <b>12.8%</b> | <b>12.8%</b> | <b>15.7%</b> | <b>14.9%</b> |
| <b>Health &amp; Social Care Professionals</b> | <b>24.2%</b> | <b>27.8%</b> | <b>27.8%</b> | <b>27.6%</b> | <b>27.6%</b> | <b>31.1%</b> | <b>31.1%</b> |
| Executive Management                          | 2.7%         | 3.1%         | 2.8%         | 2.5%         | 2.5%         | 0.9%         | 0.9%         |
| Senior Management (VIII & GM)                 | 7.0%         | 8.4%         | 8.4%         | 7.4%         | 7.4%         | 7.6%         | 7.7%         |
| <b>Management (VIII &amp; above)</b>          | <b>9.7%</b>  | <b>11.5%</b> | <b>11.2%</b> | <b>9.9%</b>  | <b>9.9%</b>  | <b>8.5%</b>  | <b>8.7%</b>  |
| <b>Administrative/ Supervisory (V to VII)</b> | <b>13.6%</b> | <b>14.3%</b> | <b>16.1%</b> | <b>18.6%</b> | <b>18.6%</b> | <b>26.0%</b> | <b>25.4%</b> |
| <b>Clerical (III &amp; IV)</b>                | <b>76.7%</b> | <b>74.2%</b> | <b>72.7%</b> | <b>71.5%</b> | <b>71.5%</b> | <b>65.6%</b> | <b>65.9%</b> |
| <b>Management &amp; Administrative</b>        | <b>23.6%</b> | <b>28.8%</b> | <b>28.5%</b> | <b>29.3%</b> | <b>29.3%</b> | <b>24.6%</b> | <b>24.6%</b> |
| Household Services                            | 16.6%        | 15.5%        | 24.1%        | 15.8%        | 15.8%        | 21.0%        | 19.3%        |
| Other Support                                 | 45.0%        | 42.3%        | 36.2%        | 38.2%        | 38.2%        | 34.6%        | 34.9%        |
| Portering                                     | 9.0%         | 13.0%        | 13.7%        | 15.9%        | 15.9%        | 6.1%         | 7.1%         |
| <b>Support</b>                                | <b>70.6%</b> | <b>70.8%</b> | <b>74.0%</b> | <b>69.9%</b> | <b>69.9%</b> | <b>61.8%</b> | <b>61.2%</b> |
| <b>Maintenance/ Technical</b>                 | <b>29.4%</b> | <b>29.2%</b> | <b>26.0%</b> | <b>30.1%</b> | <b>30.1%</b> | <b>38.2%</b> | <b>38.8%</b> |
| <b>General Support</b>                        | <b>2.5%</b>  | <b>2.8%</b>  | <b>3.0%</b>  | <b>2.6%</b>  | <b>2.6%</b>  | <b>2.1%</b>  | <b>2.1%</b>  |
| Attendant/ Aide                               | 2.4%         | 8.1%         | 6.9%         | 7.7%         | 7.7%         | 10.1%        | 10.2%        |
| Health Care Assistant/ Care Assistant         |              |              |              |              |              | 12.6%        | 10.9%        |
| Health & Social Care Assistants               | 0.4%         | 7.1%         | 23.2%        | 17.2%        | 17.2%        | 10.9%        | 11.5%        |
| <b>Health Care Assistants</b>                 | <b>2.9%</b>  | <b>15.2%</b> | <b>30.0%</b> | <b>25.0%</b> | <b>25.0%</b> | <b>33.6%</b> | <b>32.7%</b> |
| <b>Home Help</b>                              | <b>72.5%</b> |              |              |              |              |              |              |
| Home Care Services                            | 3.7%         | 1.8%         | 1.5%         | 1.7%         | 1.7%         | 0.0%         |              |
| Other Care Grades                             | 20.6%        | 81.3%        | 66.9%        | 71.6%        | 71.6%        | 60.4%        | 61.3%        |
| Workshop Services                             | 0.4%         | 1.8%         | 1.5%         | 1.7%         | 1.7%         | 1.0%         | 1.0%         |
| Health Promotion                              |              |              |              |              |              | 4.9%         | 5.0%         |
| <b>Care, other</b>                            | <b>24.7%</b> | <b>84.8%</b> | <b>70.0%</b> | <b>75.0%</b> | <b>75.0%</b> | <b>66.4%</b> | <b>67.3%</b> |
| <b>Patient &amp; Client Care</b>              | <b>18.8%</b> | <b>5.2%</b>  | <b>5.6%</b>  | <b>5.0%</b>  | <b>5.0%</b>  | <b>7.4%</b>  | <b>7.4%</b>  |
| <b>Total</b>                                  | <b>100 %</b> | <b>100 %</b> | <b>100 %</b> | <b>100 %</b> | <b>100 %</b> | <b>100 %</b> | <b>100 %</b> |

| Dec 2022 (Dec 2019 figure: 1,497)     | WTE Dec 2016 | WTE Dec 2017 | WTE Dec 2018 | WTE Dec 2019 | WTE Dec 2019 | WTE Nov 2022 | WTE Dec 2022 |
|---------------------------------------|--------------|--------------|--------------|--------------|--------------|--------------|--------------|
| <b>Disabilities</b>                   | <b>1,338</b> | <b>1,395</b> | <b>1,420</b> | <b>1,497</b> | <b>1,516</b> | <b>1,606</b> | <b>1,607</b> |
| Consultant Paediatrics                | 16.7%        | 16.7%        | 16.4%        | 15.6%        | 15.6%        | 15.6%        | 15.6%        |
| Consultant Psychiatry                 | 33.3%        | 33.3%        | 34.3%        | 37.5%        | 37.5%        | 37.7%        | 37.7%        |
| <b>Consultants</b>                    | <b>50.0%</b> | <b>50.0%</b> | <b>50.7%</b> | <b>53.1%</b> | <b>53.1%</b> | <b>53.3%</b> | <b>53.3%</b> |
| Registrar                             | 33.3%        | 33.3%        | 32.8%        | 15.6%        | 15.6%        |              |              |
| Senior Registrar                      |              |              |              | 15.6%        | 15.6%        | 15.6%        | 15.6%        |
| <b>Registrars</b>                     | <b>33.3%</b> | <b>33.3%</b> | <b>32.8%</b> | <b>31.3%</b> | <b>31.3%</b> | <b>15.6%</b> | <b>15.6%</b> |
| <b>SHO/ Interns</b>                   |              |              |              |              |              | <b>15.6%</b> | <b>15.6%</b> |
| <b>Medical/ Dental, other</b>         | <b>16.7%</b> | <b>16.7%</b> | <b>16.4%</b> | <b>15.6%</b> | <b>15.6%</b> | <b>15.6%</b> | <b>15.6%</b> |
| <b>Medical &amp; Dental</b>           | <b>0.4%</b>  | <b>0.4%</b>  | <b>0.4%</b>  | <b>0.4%</b>  | <b>0.4%</b>  | <b>0.4%</b>  | <b>0.4%</b>  |
| Clinical Nurse/ Midwife Manager       | 24.3%        | 26.1%        | 27.5%        | 30.0%        | 30.0%        | 30.2%        | 29.3%        |
| Director Nursing/Midwifery, Assistant | 0.7%         | 0.4%         |              |              |              | 0.4%         | 0.4%         |
| Director of Nursing/Midwifery         | 1.1%         | 0.7%         | 0.7%         | 1.1%         | 1.1%         | 0.8%         | 0.8%         |
| <b>Nurse/ Midwife Manager</b>         | <b>26.0%</b> | <b>27.1%</b> | <b>28.2%</b> | <b>31.1%</b> | <b>31.1%</b> | <b>31.4%</b> | <b>30.5%</b> |
| Advanced Nurse/ Midwife Practitioner  |              | 0.4%         | 0.4%         | 0.4%         | 0.4%         | 0.4%         | 0.4%         |
| Clinical Nurse/ Midwife Specialist    | 2.6%         | 2.3%         | 2.0%         | 2.0%         | 2.0%         | 2.2%         | 2.2%         |



| Dec 2022 (Dec 2019 figure: 1,497)             | WTE Dec 2016 | WTE Dec 2017 | WTE Dec 2018 | WTE Dec 2019 | WTE Dec 2019 | WTE Nov 2022 | WTE Dec 2022 |
|---|--------------|--------------|--------------|--------------|--------------|--------------|--------------|
| <b>Disabilities</b>                           | <b>1,338</b> | <b>1,395</b> | <b>1,420</b> | <b>1,497</b> | <b>1,516</b> | <b>1,606</b> | <b>1,607</b> |
| <b>Nurse/ Midwife Specialist &amp; AN/MP</b>  | <b>2.6%</b>  | <b>2.7%</b>  | <b>2.3%</b>  | <b>2.4%</b>  | <b>2.4%</b>  | <b>2.6%</b>  | <b>2.6%</b>  |
| Staff Nurse [Intellectual Disability]         | 46.3%        | 36.3%        | 38.9%        | 36.1%        | 36.1%        | 49.4%        | 50.1%        |
| Staff Nurse [Psychiatric]                     | 6.2%         | 8.6%         | 7.0%         | 7.7%         | 7.7%         | 6.2%         | 6.3%         |
| Staff Nurses [General/ Children's]            | 19.0%        | 25.3%        | 23.5%        | 22.7%        | 22.7%        | 10.5%        | 10.5%        |
| <b>Staff Nurse/ Staff Midwife</b>             | <b>71.4%</b> | <b>70.2%</b> | <b>69.4%</b> | <b>66.5%</b> | <b>66.5%</b> | <b>66.0%</b> | <b>66.9%</b> |
| Pre-registration Nurse Intern (COVID-19)      |              |              |              |              |              |              |              |
| <b>Nursing/ Midwifery Student</b>             |              |              |              |              |              |              |              |
| <b>Nursing &amp; Midwifery</b>                | <b>20.6%</b> | <b>19.5%</b> | <b>17.8%</b> | <b>16.6%</b> | <b>16.6%</b> | <b>15.4%</b> | <b>15.4%</b> |
| Dietitians                                    | 0.6%         |              |              | 0.2%         | 0.2%         | 0.5%         | 0.5%         |
| Occupational Therapists                       | 3.8%         | 3.7%         | 3.1%         | 3.6%         | 3.6%         | 3.9%         | 3.9%         |
| Physiotherapists                              | 3.8%         | 4.0%         | 3.6%         | 4.0%         | 4.0%         | 3.6%         | 3.3%         |
| Speech & Language Therapists                  | 5.3%         | 5.4%         | 5.0%         | 5.1%         | 5.1%         | 4.7%         | 4.7%         |
| <b>Therapy Professions</b>                    | <b>13.6%</b> | <b>13.1%</b> | <b>11.7%</b> | <b>12.9%</b> | <b>12.9%</b> | <b>12.8%</b> | <b>12.4%</b> |
| <b>Social Care</b>                            | <b>63.8%</b> | <b>65.0%</b> | <b>67.9%</b> | <b>69.1%</b> | <b>69.1%</b> | <b>72.2%</b> | <b>72.6%</b> |
| <b>Social Workers</b>                         | <b>8.5%</b>  | <b>8.8%</b>  | <b>8.0%</b>  | <b>8.1%</b>  | <b>8.1%</b>  | <b>7.0%</b>  | <b>6.9%</b>  |
| <b>Psychologists</b>                          | <b>7.3%</b>  | <b>7.0%</b>  | <b>6.5%</b>  | <b>4.9%</b>  | <b>4.9%</b>  | <b>4.9%</b>  | <b>5.1%</b>  |
| Counsellor Therapists                         | 0.4%         | 0.7%         | 0.8%         | 1.0%         | 1.0%         | 1.4%         | 1.5%         |
| HSCP Trainees/ Students                       | 0.9%         | 0.2%         |              |              |              |              |              |
| Other Health & Social Care                    | 4.7%         | 4.3%         | 4.2%         | 3.2%         | 3.2%         | 1.5%         | 1.3%         |
| Play Therapists/ Specialists                  | 0.8%         | 0.9%         | 0.8%         | 0.8%         | 0.8%         | 0.2%         | 0.1%         |
| <b>H&amp;SC, Other</b>                        | <b>6.7%</b>  | <b>6.1%</b>  | <b>5.8%</b>  | <b>4.9%</b>  | <b>4.9%</b>  | <b>3.1%</b>  | <b>2.9%</b>  |
| <b>Health &amp; Social Care Professionals</b> | <b>19.3%</b> | <b>20.1%</b> | <b>21.6%</b> | <b>21.4%</b> | <b>21.4%</b> | <b>23.9%</b> | <b>23.9%</b> |
| Executive Management                          | 2.0%         | 1.9%         | 1.9%         | 1.9%         | 1.9%         | 1.5%         | 1.5%         |
| Senior Management (VIII & GM)                 | 11.7%        | 11.1%        | 12.5%        | 13.1%        | 13.1%        | 11.3%        | 11.0%        |
| <b>Management (VIII &amp; above)</b>          | <b>13.7%</b> | <b>13.0%</b> | <b>14.4%</b> | <b>15.0%</b> | <b>15.0%</b> | <b>12.8%</b> | <b>12.5%</b> |
| <b>Administrative/ Supervisory (V to VII)</b> | <b>34.7%</b> | <b>38.6%</b> | <b>36.6%</b> | <b>38.2%</b> | <b>38.2%</b> | <b>48.5%</b> | <b>47.5%</b> |
| <b>Clerical (III &amp; IV)</b>                | <b>51.7%</b> | <b>48.4%</b> | <b>49.1%</b> | <b>46.8%</b> | <b>46.8%</b> | <b>38.7%</b> | <b>40.0%</b> |
| <b>Management &amp; Administrative</b>        | <b>7.6%</b>  | <b>7.7%</b>  | <b>7.4%</b>  | <b>7.1%</b>  | <b>7.1%</b>  | <b>8.4%</b>  | <b>8.4%</b>  |
| Catering                                      | 1.7%         | 1.7%         | 0.9%         | 1.0%         | 1.0%         | 0.9%         | 0.9%         |
| Household Services                            | 34.0%        | 35.5%        | 33.5%        | 33.1%        | 33.1%        | 33.2%        | 33.6%        |
| Other Support                                 | 41.8%        | 41.1%        | 44.7%        | 43.3%        | 43.3%        | 46.3%        | 45.0%        |
| <b>Support</b>                                | <b>77.5%</b> | <b>78.2%</b> | <b>79.1%</b> | <b>77.5%</b> | <b>77.5%</b> | <b>80.4%</b> | <b>79.4%</b> |
| Maintenance                                   | 22.5%        | 21.8%        | 20.9%        | 22.5%        | 22.5%        | 17.9%        | 18.8%        |
| Technical Services                            |              |              |              |              |              | 1.7%         | 1.7%         |
| <b>Maintenance/ Technical</b>                 | <b>22.5%</b> | <b>21.8%</b> | <b>20.9%</b> | <b>22.5%</b> | <b>22.5%</b> | <b>19.6%</b> | <b>20.6%</b> |
| <b>General Support</b>                        | <b>4.3%</b>  | <b>4.3%</b>  | <b>4.0%</b>  | <b>3.9%</b>  | <b>3.9%</b>  | <b>3.6%</b>  | <b>3.6%</b>  |
| <b>Health Care Assistants</b>                 | <b>81.9%</b> | <b>82.7%</b> | <b>82.5%</b> | <b>82.3%</b> | <b>82.3%</b> | <b>82.2%</b> | <b>82.7%</b> |
| Home Care Services                            | 1.0%         | 0.9%         | 0.9%         | 0.7%         | 0.7%         | 0.2%         | 0.1%         |
| Other Care Grades                             | 2.2%         | 2.0%         | 1.9%         | 2.0%         | 2.0%         | 4.3%         | 4.3%         |
| Pastoral Care                                 | 0.3%         | 0.3%         | 0.3%         | 0.3%         | 0.3%         |              |              |
| Workshop Services                             | 14.6%        | 14.1%        | 14.5%        | 14.7%        | 14.7%        | 13.3%        | 12.9%        |
| <b>Care, other</b>                            | <b>18.1%</b> | <b>17.3%</b> | <b>17.5%</b> | <b>17.7%</b> | <b>17.7%</b> | <b>17.8%</b> | <b>17.3%</b> |
| <b>Patient &amp; Client Care</b>              | <b>47.8%</b> | <b>48.0%</b> | <b>48.8%</b> | <b>50.6%</b> | <b>50.6%</b> | <b>48.3%</b> | <b>48.3%</b> |
| <b>Total</b>                                  | <b>100 %</b> | <b>100 %</b> | <b>100 %</b> | <b>100 %</b> | <b>100 %</b> | <b>100 %</b> | <b>100 %</b> |

| Dec 2022 (Dec 2019 figure: 1,606) | WTE Dec 2016 | WTE Dec 2017 | WTE Dec 2018 | WTE Dec 2019 | WTE Dec 2019 | WTE Nov 2022 | WTE Dec 2022 |
|-----------------------------------|--------------|--------------|--------------|--------------|--------------|--------------|--------------|
|-----------------------------------|--------------|--------------|--------------|--------------|--------------|--------------|--------------|

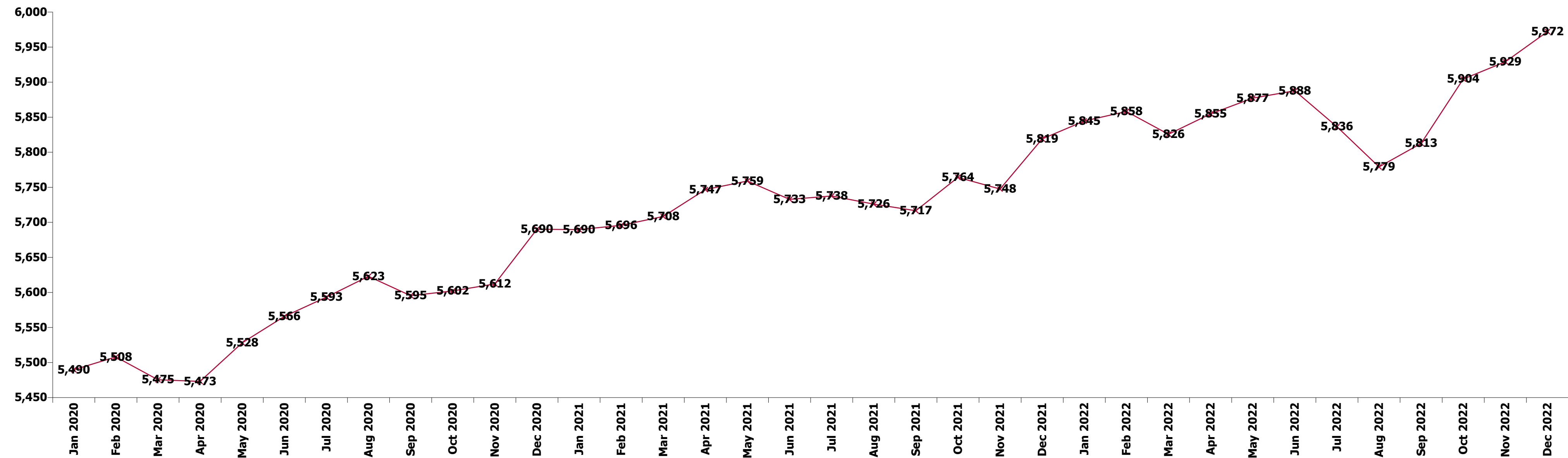


| Dec 2022 (Dec 2019 figure: 1,606)             | WTE Dec 2016  | WTE Dec 2017  | WTE Dec 2018  | WTE Dec 2019  | WTE Dec 2019  | WTE Nov 2022  | WTE Dec 2022  |
|---|---------------|---------------|---------------|---------------|---------------|---------------|---------------|
| <b>Older People</b>                           | <b>1,376</b>  | <b>1,586</b>  | <b>1,641</b>  | <b>1,606</b>  | <b>1,590</b>  | <b>1,560</b>  | <b>1,582</b>  |
| <b>Medical/ Dental, other</b>                 | <b>100.0%</b> | <b>100.0%</b> | <b>100.0%</b> | <b>100.0%</b> | <b>100.0%</b> | <b>100.0%</b> | <b>100.0%</b> |
| <b>Medical &amp; Dental</b>                   | <b>0.8%</b>   | <b>0.7%</b>   | <b>0.7%</b>   | <b>0.7%</b>   | <b>0.7%</b>   | <b>0.6%</b>   | <b>0.6%</b>   |
| Clinical Nurse/ Midwife Manager               | 10.7%         | 11.4%         | 11.4%         | 10.2%         | 10.2%         | 11.9%         | 13.2%         |
| Director Nursing/Midwifery, Assistant         | 1.0%          | 1.5%          | 1.3%          | 1.6%          | 1.6%          | 1.5%          | 1.5%          |
| Director of Nursing/Midwifery                 | 3.5%          | 3.4%          | 3.8%          | 4.3%          | 4.3%          | 4.4%          | 4.4%          |
| <b>Nurse/ Midwife Manager</b>                 | <b>15.2%</b>  | <b>16.3%</b>  | <b>16.5%</b>  | <b>16.1%</b>  | <b>16.1%</b>  | <b>17.8%</b>  | <b>19.1%</b>  |
| <b>Nurse/ Midwife Specialist &amp; AN/MP</b>  |               |               |               | <b>0.6%</b>   | <b>0.6%</b>   | <b>1.8%</b>   | <b>1.8%</b>   |
| Staff Midwives                                | 0.1%          | 0.2%          |               |               |               |               |               |
| Staff Nurse [Intellectual Disability]         |               | 0.2%          |               |               |               |               |               |
| Staff Nurses [General/ Children's]            | 84.5%         | 83.0%         | 83.2%         | 83.2%         | 83.2%         | 80.1%         | 78.8%         |
| <b>Staff Nurse/ Staff Midwife</b>             | <b>84.6%</b>  | <b>83.4%</b>  | <b>83.2%</b>  | <b>83.2%</b>  | <b>83.2%</b>  | <b>80.1%</b>  | <b>78.8%</b>  |
| <b>Public Health Nurse</b>                    | <b>0.2%</b>   | <b>0.2%</b>   | <b>0.3%</b>   | <b>0.2%</b>   | <b>0.2%</b>   | <b>0.3%</b>   | <b>0.3%</b>   |
| <b>Nursing &amp; Midwifery</b>                | <b>27.0%</b>  | <b>24.1%</b>  | <b>22.8%</b>  | <b>22.6%</b>  | <b>22.6%</b>  | <b>24.4%</b>  | <b>24.4%</b>  |
| Dietitians                                    | 6.6%          | 6.1%          |               | 1.3%          | 1.3%          | 2.5%          | 2.4%          |
| Occupational Therapists                       | 26.3%         | 21.9%         | 26.6%         | 25.5%         | 25.5%         | 21.5%         | 22.9%         |
| Physiotherapists                              | 38.2%         | 38.5%         | 38.4%         | 36.1%         | 36.1%         | 37.8%         | 36.1%         |
| Speech & Language Therapists                  | 2.8%          | 5.7%          | 5.5%          | 5.3%          | 5.3%          | 4.0%          | 4.7%          |
| <b>Therapy Professions</b>                    | <b>74.0%</b>  | <b>72.2%</b>  | <b>70.4%</b>  | <b>68.2%</b>  | <b>68.2%</b>  | <b>65.8%</b>  | <b>66.2%</b>  |
| Radiographers                                 | 1.7%          | 1.7%          | 1.7%          | 1.6%          | 1.6%          | 1.9%          | 1.7%          |
| <b>Health Science/ Diagnostics</b>            | <b>1.7%</b>   | <b>1.7%</b>   | <b>1.7%</b>   | <b>1.6%</b>   | <b>1.6%</b>   | <b>1.9%</b>   | <b>1.7%</b>   |
| <b>Social Workers</b>                         | <b>21.3%</b>  | <b>24.6%</b>  | <b>26.5%</b>  | <b>27.5%</b>  | <b>27.5%</b>  | <b>31.0%</b>  | <b>30.8%</b>  |
| <b>Pharmacy</b>                               | <b>1.4%</b>   | <b>1.5%</b>   | <b>1.4%</b>   | <b>2.7%</b>   | <b>2.7%</b>   | <b>1.3%</b>   | <b>1.3%</b>   |
| Play Therapists/ Specialists                  | 1.6%          | 0.0%          | 0.0%          | 0.0%          | 0.0%          |               |               |
| <b>H&amp;SC, Other</b>                        | <b>1.6%</b>   |               | <b>0.0%</b>   | <b>0.0%</b>   | <b>0.0%</b>   |               |               |
| <b>Health &amp; Social Care Professionals</b> | <b>2.6%</b>   | <b>2.2%</b>   | <b>2.2%</b>   | <b>2.3%</b>   | <b>2.3%</b>   | <b>2.7%</b>   | <b>2.7%</b>   |
| <b>Management (VIII &amp; above)</b>          | <b>2.9%</b>   | <b>1.2%</b>   | <b>2.2%</b>   | <b>2.5%</b>   | <b>2.5%</b>   | <b>7.3%</b>   | <b>7.0%</b>   |
| <b>Administrative/ Supervisory (V to VII)</b> | <b>9.0%</b>   | <b>8.3%</b>   | <b>9.4%</b>   | <b>9.4%</b>   | <b>9.4%</b>   | <b>19.8%</b>  | <b>18.4%</b>  |
| <b>Clerical (III &amp; IV)</b>                | <b>88.0%</b>  | <b>90.5%</b>  | <b>88.4%</b>  | <b>88.1%</b>  | <b>88.1%</b>  | <b>72.9%</b>  | <b>74.6%</b>  |
| <b>Management &amp; Administrative</b>        | <b>5.0%</b>   | <b>5.2%</b>   | <b>5.6%</b>   | <b>5.1%</b>   | <b>5.1%</b>   | <b>5.4%</b>   | <b>5.4%</b>   |
| Catering                                      | 33.4%         | 32.8%         | 37.6%         | 39.2%         | 39.2%         | 37.9%         | 37.1%         |
| Household Services                            | 37.9%         | 37.1%         | 32.9%         | 30.2%         | 30.2%         | 27.6%         | 28.6%         |
| Other Support                                 | 2.6%          | 2.8%          | 1.2%          | 1.3%          | 1.3%          | 1.4%          | 1.4%          |
| Portering                                     | 6.4%          | 6.8%          | 5.5%          | 3.9%          | 3.9%          | 4.2%          | 4.2%          |
| <b>Support</b>                                | <b>80.3%</b>  | <b>79.5%</b>  | <b>77.3%</b>  | <b>74.7%</b>  | <b>74.7%</b>  | <b>71.2%</b>  | <b>71.3%</b>  |
| <b>Maintenance/ Technical</b>                 | <b>19.7%</b>  | <b>20.5%</b>  | <b>22.7%</b>  | <b>25.3%</b>  | <b>25.3%</b>  | <b>28.8%</b>  | <b>28.7%</b>  |
| <b>General Support</b>                        | <b>6.3%</b>   | <b>5.1%</b>   | <b>5.0%</b>   | <b>4.7%</b>   | <b>4.7%</b>   | <b>4.5%</b>   | <b>4.5%</b>   |
| Attendant/ Aide                               | 40.2%         | 32.6%         | 30.7%         | 28.7%         | 28.7%         | 19.8%         | 19.3%         |
| Health Care Assistant/ Care Assistant         | 22.6%         | 19.7%         | 20.7%         | 20.6%         | 20.6%         | 33.6%         | 33.8%         |
| Health & Social Care Assistants               | 0.5%          | 0.4%          | 0.4%          | 0.3%          | 0.3%          | 1.1%          | 1.1%          |
| <b>Health Care Assistants</b>                 | <b>63.3%</b>  | <b>52.6%</b>  | <b>51.8%</b>  | <b>49.6%</b>  | <b>49.6%</b>  | <b>54.6%</b>  | <b>54.2%</b>  |
| <b>Home Help</b>                              | <b>34.9%</b>  | <b>45.0%</b>  | <b>46.0%</b>  | <b>48.1%</b>  | <b>48.1%</b>  | <b>40.9%</b>  | <b>41.2%</b>  |
| Home Care Services                            | 1.0%          | 1.6%          | 1.5%          | 1.6%          | 1.6%          | 3.8%          | 3.8%          |
| Other Care Grades                             | 0.1%          | 0.1%          | 0.2%          | 0.2%          | 0.2%          | 0.2%          | 0.2%          |
| Pastoral Care                                 | 0.6%          | 0.5%          | 0.5%          | 0.5%          | 0.5%          | 0.4%          | 0.4%          |
| Workshop Services                             | 0.1%          | 0.1%          | 0.1%          | 0.1%          | 0.1%          | 0.1%          | 0.1%          |
| <b>Care, other</b>                            | <b>1.8%</b>   | <b>2.4%</b>   | <b>2.3%</b>   | <b>2.4%</b>   | <b>2.4%</b>   | <b>4.6%</b>   | <b>4.5%</b>   |
| <b>Patient &amp; Client Care</b>              | <b>58.4%</b>  | <b>62.8%</b>  | <b>63.7%</b>  | <b>64.7%</b>  | <b>64.7%</b>  | <b>62.4%</b>  | <b>62.4%</b>  |
| <b>Total</b>                                  | <b>100 %</b>  | <b>100 %</b>  | <b>100 %</b>  | <b>100 %</b>  | <b>100 %</b>  | <b>100 %</b>  | <b>100 %</b>  |

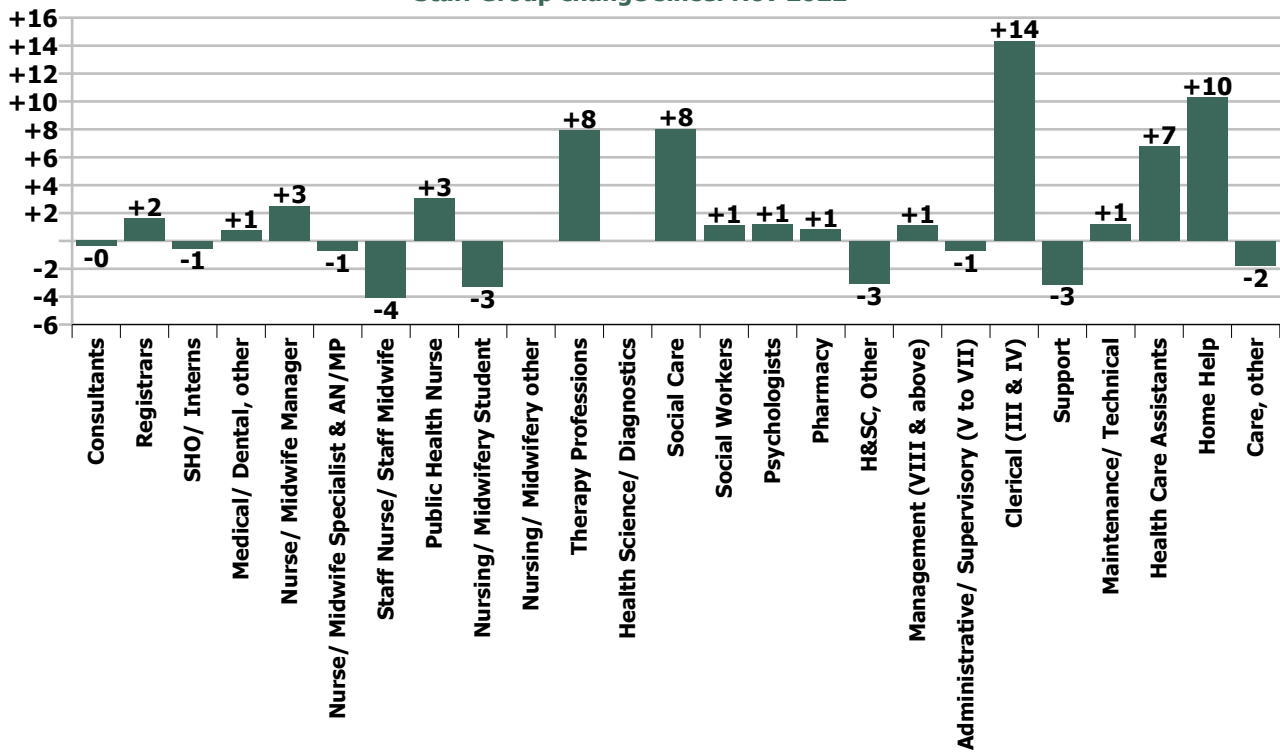
Summary Staff Movement: December 2022

| Month-on-month Summary       |                       |         |             |            |              |                        |                  |                        |                                   |                            |                     |                            |                          |                     |                     |                             |             |                |               |          |             |                                    |                           |  |                     |                             |                 |                       |
|------------------------------|-----------------------|---------|-------------|------------|--------------|------------------------|------------------|------------------------|-----------------------------------|----------------------------|---------------------|----------------------------|--------------------------|---------------------|---------------------|-----------------------------|-------------|----------------|---------------|----------|-------------|------------------------------------|---------------------------|--|---------------------|-----------------------------|-----------------|-----------------------|
| WTE change since Nov 22      | % change since Nov 22 | overall | Consultants | Registrars | SHO/ Interns | Medical/ Dental, other | Medical & Dental | Nurse/ Midwife Manager | Nurse/ Midwife Specialist & AN/MP | Staff Nurse/ Staff Midwife | Public Health Nurse | Nursing/ Midwifery Student | Nursing/ Midwifery other | Nursing & Midwifery | Therapy Professions | Health Science/ Diagnostics | Social Care | Social Workers | Psychologists | Pharmacy | H&SC, Other | Health & Social Care Professionals | Management (VIII & above) | Administrative/ Supervisory (V to VII) | Clerical (III & IV) | Management & Administrative | General Support | Patient & Client Care |
| Overall                      | +0.7%                 | +43     | -0.4        | +1.6       | -0.5         | +0.7                   | +1.5             | +2.5                   | -0.7                              | -4.1                       | +3.0                | -3.3                       | 0.0                      | -2.5                | +7.9                | 0.0                         | +8.0        | +1.1           | +1.2          | +0.8     | -3.1        | +15.9                              | +1.1                      | -0.7                                   | +14.3               | +14.8                       | -1.9            | +15.2                 |
| Community Health & Wellbeing | +9.3%                 | +2      |             |            |              |                        |                  |                        |                                   |                            |                     |                            |                          |                     |                     |                             |             |                |               |          |             |                                    | 0.0                       | +1.0                                   | +0.0                | +1.0                        |                 | +0.8                  |
| Mental Health                | +0.5%                 | +7      | -0.4        | +1.5       | -0.6         | 0.0                    | +0.6             | -0.1                   | -0.7                              | -0.4                       |                     | -2.6                       | 0.0                      | -3.7                | -0.3                |                             | -0.1        | +0.0           | +0.3          | +0.0     | -0.1        | -0.2                               | +0.3                      | +0.6                                   | +2.6                | +3.5                        | +1.3            | +5.5                  |
| Primary Care                 | +0.7%                 | +10     | 0.0         | +0.1       | +0.0         | +0.7                   | +0.9             | +0.3                   | -0.2                              | -0.4                       | +3.0                | -0.7                       |                          | +2.0                | +6.9                | +0.0                        | +0.0        | +0.3           | -0.3          | 0.0      | -2.7        | +4.2                               | +0.8                      | -0.8                                   | +3.5                | +3.5                        | -0.4            | -0.6                  |
| Disabilities                 | +0.0%                 | +1      | 0.0         | 0.0        | 0.0          | 0.0                    | 0.0              | -2.8                   | +0.1                              | +0.9                       |                     |                            |                          | -1.9                | -0.2                |                             | +8.1        | +0.2           | +1.2          |          | -0.3        | +9.1                               | 0.0                       | -0.0                                   | +2.9                | +2.9                        | -2.8            | -6.7                  |
| Older People                 | +1.5%                 | +23     |             |            |              | +0.0                   | +0.0             | +5.1                   | +0.0                              | -4.1                       | 0.0                 |                            |                          | +1.0                | +1.5                | -0.0                        |             | +0.6           |               | +0.0     |             | +2.1                               | 0.0                       | -0.5                                   | +4.0                | +3.5                        | -0.0            | +16.2                 |
| Social Care                  | +0.7%                 | +23     | 0.0         | 0.0        | 0.0          | +0.0                   | +0.0             | +2.3                   | +0.1                              | -3.2                       | 0.0                 |                            |                          | -0.9                | +1.3                | -0.0                        | +8.1        | +0.8           | +1.2          | +0.0     | -0.3        | +11.2                              | 0.0                       | -0.5                                   | +6.9                | +6.4                        | -2.8            | +9.6                  |
| CHO Operations               | +1.5%                 | +1      |             |            |              |                        |                  | +0.0                   | +0.0                              |                            |                     |                            |                          | +0.0                |                     |                             |             |                |               | +0.8     |             | +0.8                               | +0.0                      | -0.9                                   | +1.3                | +0.4                        |                 |                       |
| CHO Operations               | +1.5%                 | +1      |             |            |              |                        |                  | +0.0                   | +0.0                              |                            |                     |                            |                          | +0.0                |                     |                             |             |                |               | +0.8     |             | +0.8                               | +0.0                      | -0.9                                   | +1.3                | +0.4                        |                 |                       |
| Change                       | +43.0                 | +0.7%   | -0.8%       | +1.8%      | -1.2%        | +1.3%                  | +0.6%            | +0.8%                  | -0.5%                             | -0.4%                      | +1.7%               | -11.4%                     |                          | -0.2%               | +1.9%               |                             | +2.7%       | +1.1%          | +1.3%         | +16.5%   | -3.9%       | +1.6%                              | +1.6%                     | -0.3%                                  | +3.3%               | +2.0%                       | -0.9%           | +0.7%                 |

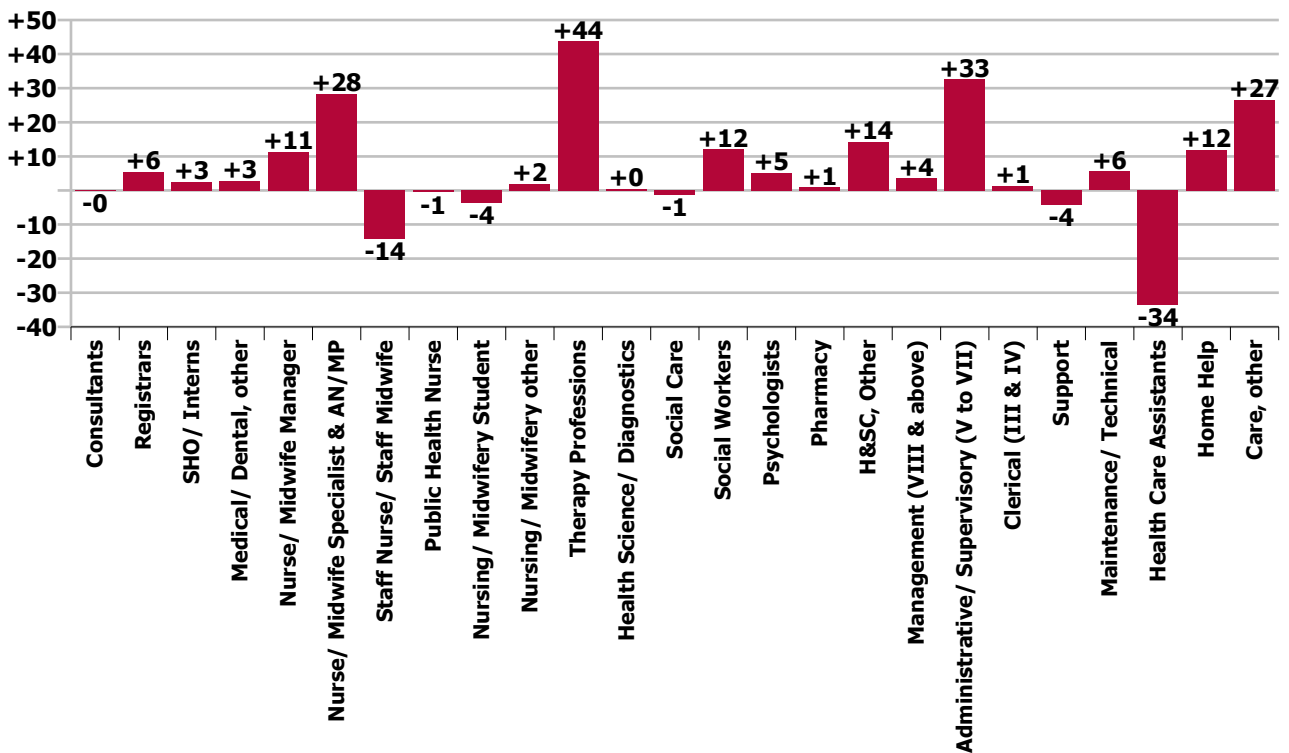
| Year-on-year Summary         |                       |         |             |            |              |                        |                  |                        |                                   |                            |                     |                            |                          |                     |                     |                             |             |                |               |          |             |                                    |                           |  |                     |                             |                 |                       |
|------------------------------|-----------------------|---------|-------------|------------|--------------|------------------------|------------------|------------------------|-----------------------------------|----------------------------|---------------------|----------------------------|--------------------------|---------------------|---------------------|-----------------------------|-------------|----------------|---------------|----------|-------------|------------------------------------|---------------------------|--|---------------------|-----------------------------|-----------------|-----------------------|
| WTE change since Dec 21      | % change since Dec 21 | overall | Consultants | Registrars | SHO/ Interns | Medical/ Dental, other | Medical & Dental | Nurse/ Midwife Manager | Nurse/ Midwife Specialist & AN/MP | Staff Nurse/ Staff Midwife | Public Health Nurse | Nursing/ Midwifery Student | Nursing/ Midwifery other | Nursing & Midwifery | Therapy Professions | Health Science/ Diagnostics | Social Care | Social Workers | Psychologists | Pharmacy | H&SC, Other | Health & Social Care Professionals | Management (VIII & above) | Administrative/ Supervisory (V to VII) | Clerical (III & IV) | Management & Administrative | General Support | Patient & Client Care |
| Overall                      | +2.6%                 | +153    | -0.2        | +5.6       | +2.5         | +2.8                   | +10.7            | +11.4                  | +28.3                             | -14.2                      | -0.6                | -3.8                       | +2.0                     | +23.2               | +43.8               | +0.5                        | -1.2        | +12.1          | +5.1          | +0.9     | +14.3       | +75.4                              | +3.5                      | +32.6                                  | +1.3                | +37.4                       | +1.4            | +4.9                  |
| Community Health & Wellbeing | +9.3%                 | +2      |             |            |              |                        |                  |                        |                                   |                            |                     |                            |                          |                     |                     |                             |             |                |               |          |             |                                    | 0.0                       | -4.2                                   | +0.0                | -4.2                        |                 | +15.4                 |
| Mental Health                | +0.5%                 | +7      | -0.1        | +1.4       | +2.6         | +1.0                   | +4.9             | -6.5                   | +7.4                              | -15.0                      |                     | +1.8                       | +2.0                     | -10.4               | +2.7                |                             | -1.0        | +1.0           | -1.6          | +0.1     | +0.0        | +1.2                               | -1.0                      | +2.4                                   | +1.8                | +3.2                        | +0.9            | +8.2                  |
| Primary Care                 | +0.7%                 | +10     | -0.1        | +5.1       | -1.0         | +2.0                   | +6.0             | +6.0                   | +13.4                             | +7.6                       | -0.6                | -5.5                       |                          | +20.9               | +27.4               | +0.3                        | -1.6        | +11.0          | +1.5          | -1.0     | +12.8       | +50.4                              | -12.9                     | -23.3                                  | -21.9               | -58.1                       | -0.8            | -46.3                 |
| Disabilities                 | +1.5%                 | +24.4   | +0.0        | -1.0       | +1.0         | 0.0                    | +0.0             | +2.3                   | +0.6                              | -6.0                       |                     |                            |                          | -3.1                | +8.9                |                             | +1.4        | -2.5           | +5.2          |          | +1.5        | +14.4                              | +0.6                      | +13.9                                  | +4.2                | +18.8                       | +1.7            | -7.4                  |
| Older People                 | +3.6%                 | +55.4   |             |            |              | -0.2                   | -0.2             | +4.0                   | +5.0                              | -0.8                       | 0.0                 |                            |                          | +8.3                | +4.8                | +0.1                        |             | +2.6           |               | +0.0     |             | +7.5                               | +2.0                      | +1.9                                   | +1.2                | +5.1                        | -0.3            | +35.0                 |
| Social Care                  | +0.7%                 | +23     | +0.0        | -1.0       | +1.0         | -0.2                   | -0.2             | +6.4                   | +5.6                              | -6.8                       | 0.0                 |                            |                          | +5.2                | +13.7               | +0.1                        | +1.4        | +0.1           | +5.2          | +0.0     | +1.5        | +22.0                              | +2.7                      | +15.8                                  | +5.4                | +23.9                       | +1.4            | +27.6                 |
| CHO Operations               | -100.0%               | +81.8   |             |            |              |                        |                  | +5.5                   | +2.0                              |                            |                     |                            |                          | +7.4                |                     |                             |             |                |               |          | +1.8        | +1.8                               | +14.8                     | +41.8                                  | +16.0               | +72.6                       |                 |                       |
| CHO Operations Change        | +1.5%                 | +1      |             |            |              |                        |                  | +5.5                   | +2.0                              |                            |                     |                            |                          | +7.4                |                     |                             |             |                |               |          | +1.8        | +1.8                               | +14.8                     | +41.8                                  | +16.0               | +72.6                       |                 |                       |
|                              | +153.0                | +2.6%   | -0.5%       | +6.5%      | +6.3%        | +5.2%                  | +4.8%            | +3.6%                  | +25.1%                            | -1.5%                      | -0.3%               | -12.8%                     | +100.0%                  | +1.5%               | +11.6%              | +5.0%                       | -0.4%       | +13.4%         | +6.1%         | +18.6%   | +22.8%      | +8.1%                              | +5.3%                     | +16.1%                                 | +0.3%               | +5.2%                       | +0.6%           | +0.2%                 |



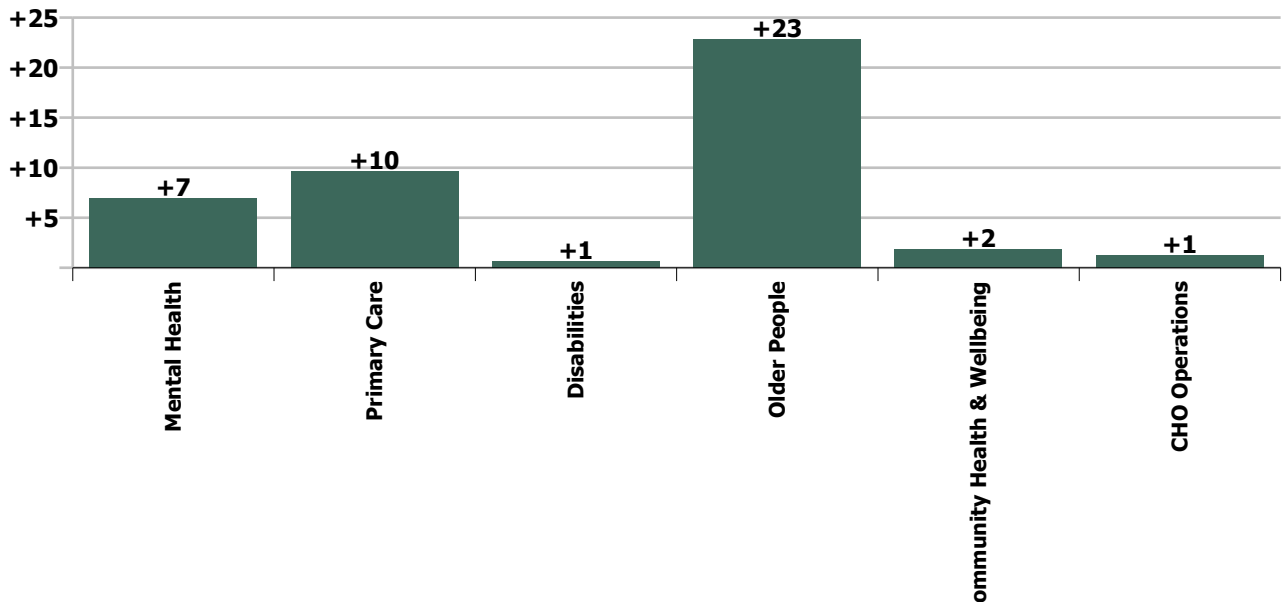
Staff Group change since: Nov 2022



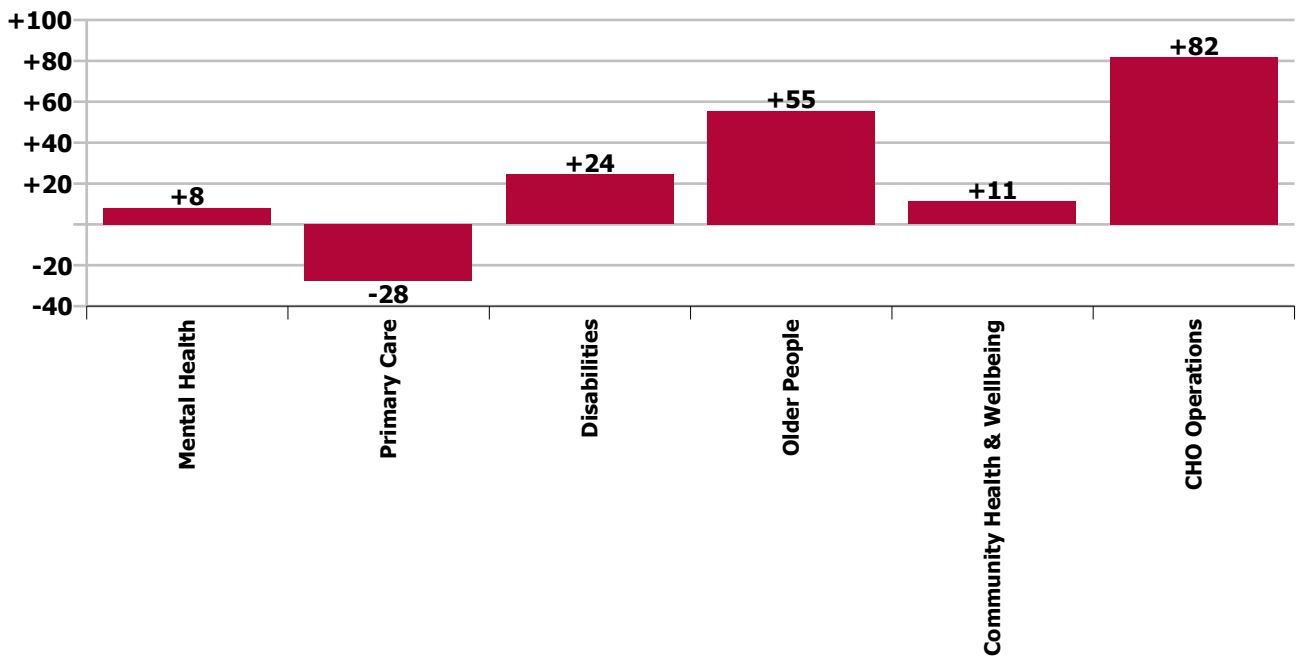
Staff Group change since: Dec 2021



Care Group change since: Nov 2022



Care Group change since: Dec 2021



## Longitudinal Employment Levels by Grade Group - Dec 2016 to Dec 2022

| Dec 2022 (Dec 2016 figure: 5,236)            | WTE Dec 2022 | WTE change since Dec 16 | WTE change since Dec 17 | WTE change since Dec 18 | WTE change since Dec 19 | WTE change since Dec 20 | WTE change since Nov 22 | % change since Dec 16 | % change since Dec 17 | % change since Dec 18 | % change since Dec 19 | % change since Dec 20 | % change since Nov 22 |
|--|--------------|-------------------------|-------------------------|-------------------------|-------------------------|-------------------------|-------------------------|-----------------------|-----------------------|-----------------------|-----------------------|-----------------------|-----------------------|
| <b>Overall</b>                               | <b>5,972</b> | <b>+737</b>             | <b>+595</b>             | <b>+413</b>             | <b>+427</b>             | <b>+282</b>             | <b>+43</b>              | <b>+14.1%</b>         | <b>+11.1%</b>         | <b>+7.4%</b>          | <b>+7.7%</b>          | <b>+5.0%</b>          | <b>+0.7%</b>          |
| Consultant Medicine                          | 3            | +2                      | +2                      | +2                      | +2                      | +2                      |                         | +200.0%               | +200.0%               | +200.0%               | +200.0%               | +200.0%               |                       |
| Consultant Paediatrics                       | 1            |                         |                         |                         |                         |                         |                         |                       |                       |                       |                       |                       |                       |
| Consultant Psychiatry                        | 39           | +7                      | +6                      | +5                      | -1                      | -0                      | -0                      | +23.1%                | +16.6%                | +14.1%                | -1.6%                 | -0.3%                 | -0.9%                 |
| Consultant Surgery                           |              | -1                      | -1                      | -0                      | -0                      | -0                      |                         | -100.0%               | -100.0%               | -100.0%               | -100.0%               | -100.0%               | -100.0%               |
| <b>Consultants</b>                           | <b>43</b>    | <b>+8</b>               | <b>+6</b>               | <b>+7</b>               | <b>+1</b>               | <b>+2</b>               | <b>-0</b>               | <b>+22.9%</b>         | <b>+17.0%</b>         | <b>+17.8%</b>         | <b>+2.6%</b>          | <b>+3.8%</b>          | <b>-0.8%</b>          |
| Registrar                                    | 75           | +23                     | +15                     | +16                     | +16                     | +10                     | +2                      | +44.7%                | +25.5%                | +27.6%                | +28.3%                | +15.9%                | +2.2%                 |
| Senior Registrar                             | 16           | +8                      | +7                      | +4                      | -1                      | -6                      | +0                      | +99.0%                | +87.3%                | +38.4%                | -6.4%                 | -26.0%                | +0.1%                 |
| <b>Registrars</b>                            | <b>91</b>    | <b>+31</b>              | <b>+23</b>              | <b>+21</b>              | <b>+15</b>              | <b>+5</b>               | <b>+2</b>               | <b>+52.0%</b>         | <b>+33.2%</b>         | <b>+29.4%</b>         | <b>+20.5%</b>         | <b>+5.5%</b>          | <b>+1.8%</b>          |
| Senior House Officer                         | 43           | +6                      | +5                      | +1                      | +7                      | -0                      | -1                      | +16.1%                | +13.6%                | +1.9%                 | +19.3%                | -0.2%                 | -1.2%                 |
| <b>SHO/ Interns</b>                          | <b>43</b>    | <b>+6</b>               | <b>+5</b>               | <b>+1</b>               | <b>+7</b>               | <b>-0</b>               | <b>-1</b>               | <b>+16.1%</b>         | <b>+13.6%</b>         | <b>+1.9%</b>          | <b>+19.3%</b>         | <b>-0.2%</b>          | <b>-1.2%</b>          |
| Dentists                                     | 23           | +2                      | +1                      | -0                      | +2                      | +2                      | +0                      | +7.7%                 | +6.0%                 | -0.2%                 | +9.5%                 | +8.9%                 | +1.4%                 |
| Other Medical                                | 34           | -4                      | -4                      | -4                      | -3                      | -6                      | +0                      | -10.3%                | -10.1%                | -11.3%                | -9.0%                 | -15.7%                | +1.3%                 |
| <b>Medical/ Dental, other</b>                | <b>57</b>    | <b>-2</b>               | <b>-3</b>               | <b>-4</b>               | <b>-1</b>               | <b>-4</b>               | <b>+1</b>               | <b>-3.8%</b>          | <b>-4.2%</b>          | <b>-7.1%</b>          | <b>-2.4%</b>          | <b>-7.3%</b>          | <b>+1.3%</b>          |
| <b>Medical &amp; Dental</b>                  | <b>234</b>   | <b>+43</b>              | <b>+31</b>              | <b>+23</b>              | <b>+22</b>              | <b>+2</b>               | <b>+1</b>               | <b>+22.3%</b>         | <b>+15.5%</b>         | <b>+11.2%</b>         | <b>+10.4%</b>         | <b>+0.7%</b>          | <b>+0.6%</b>          |
| Clinical Nurse/ Midwife Manager              | 259          | +22                     | +19                     | +5                      | +18                     | +3                      | +3                      | +9.4%                 | +8.2%                 | +2.0%                 | +7.4%                 | +1.0%                 | +1.1%                 |
| Director Nursing/Midwifery, Assistant        | 47           | +10                     | +7                      | +8                      | +2                      | +4                      | -0                      | +26.1%                | +16.0%                | +19.8%                | +5.4%                 | +8.8%                 | -0.2%                 |
| Director of Nursing/Midwifery                | 25           | +4                      | +4                      | +4                      | +2                      | +1                      | -0                      | +18.8%                | +19.3%                | +16.8%                | +6.7%                 | +3.8%                 | -0.7%                 |
| <b>Nurse/ Midwife Manager</b>                | <b>331</b>   | <b>+36</b>              | <b>+30</b>              | <b>+17</b>              | <b>+22</b>              | <b>+7</b>               | <b>+3</b>               | <b>+12.2%</b>         | <b>+10.0%</b>         | <b>+5.3%</b>          | <b>+7.1%</b>          | <b>+2.3%</b>          | <b>+0.8%</b>          |
| Advanced Nurse/ Midwife Practitioner         | 22           | +19                     | +18                     | +16                     | +13                     | +11                     | +1                      | +628.0%               | +446.0%               | +264.0%               | +142.7%               | +100.4%               | +4.0%                 |
| Clinical Nurse/ Midwife Specialist           | 119          | +55                     | +42                     | +41                     | +36                     | +22                     | -2                      | +86.4%                | +55.0%                | +52.6%                | +42.9%                | +23.2%                | -1.3%                 |
| <b>Nurse/ Midwife Specialist &amp; AN/MP</b> | <b>141</b>   | <b>+74</b>              | <b>+60</b>              | <b>+57</b>              | <b>+49</b>              | <b>+33</b>              | <b>-1</b>               | <b>+110.6%</b>        | <b>+74.2%</b>         | <b>+67.7%</b>         | <b>+52.6%</b>         | <b>+31.0%</b>         | <b>-0.5%</b>          |
| Staff Midwives                               |              | -0                      | -1                      |                         |                         |                         |                         | -100.0%               | -100.0%               | -100.0%               | -100.0%               | -100.0%               | -100.0%               |
| Staff Nurse [Intellectual Disability]        | 124          | -3                      | +25                     | +26                     | +34                     | +4                      | +1                      | -2.6%                 | +25.2%                | +26.3%                | +38.3%                | +3.1%                 | +0.7%                 |
| Staff Nurse [Psychiatric]                    | 366          | -16                     | -5                      | -4                      | -5                      | +1                      | +0                      | -4.2%                 | -1.2%                 | -1.0%                 | -1.4%                 | +0.3%                 | +0.0%                 |
| Staff Nurses [General/ Children's]           | 426          | -22                     | -39                     | -29                     | -11                     | +3                      | -5                      | -5.0%                 | -8.4%                 | -6.4%                 | -2.6%                 | +0.7%                 | -1.2%                 |
| <b>Staff Nurse/ Staff Midwife</b>            | <b>916</b>   | <b>-42</b>              | <b>-20</b>              | <b>-7</b>               | <b>+18</b>              | <b>+8</b>               | <b>-4</b>               | <b>-4.4%</b>          | <b>-2.1%</b>          | <b>-0.8%</b>          | <b>+2.0%</b>          | <b>+0.9%</b>          | <b>-0.4%</b>          |
| <b>Public Health Nurse</b>                   | <b>187</b>   | <b>+11</b>              | <b>+13</b>              | <b>+0</b>               | <b>-4</b>               | <b>-11</b>              | <b>+3</b>               | <b>+6.2%</b>          | <b>+7.5%</b>          | <b>+0.1%</b>          | <b>-2.3%</b>          | <b>-5.7%</b>          | <b>+1.7%</b>          |
| Pre-registration Nurse/ Midwife Intern       | 4            | +4                      | -9                      | +4                      | +4                      | +4                      | -3                      | -100.0%               | -69.2%                | -100.0%               | +3275.0%              | -100.0%               | -38.8%                |
| Pre-registration Nurse Intern (COVID-19)     |              |                         |                         |                         |                         | -11                     |                         | -100.0%               | -100.0%               | -100.0%               | -100.0%               | -100.0%               | -100.0%               |
| Post-registration Nurse/ Midwife Student     | 14           | +3                      | -2                      | +1                      | +10                     | +14                     | -1                      | +31.3%                | -9.7%                 | +11.1%                | +261.0%               | -100.0%               | -4.7%                 |
| Nursing/ Midwifery awaiting registration     | 7            | +7                      | +7                      | -4                      | +2                      | +7                      |                         | -100.0%               | -100.0%               | -36.4%                | +47.4%                | -100.0%               |                       |
| <b>Nursing/ Midwifery Student</b>            | <b>25</b>    | <b>+14</b>              | <b>-4</b>               | <b>+1</b>               | <b>+17</b>              | <b>+15</b>              | <b>-3</b>               | <b>+131.7%</b>        | <b>-12.5%</b>         | <b>+6.2%</b>          | <b>+187.4%</b>        | <b>+134.9%</b>        | <b>-11.4%</b>         |
| <b>Nursing/ Midwifery other</b>              | <b>4</b>     | <b>+4</b>               | <b>+2</b>               | <b>+1</b>               | <b>+2</b>               | <b>+2</b>               |                         | <b>-100.0%</b>        | <b>+100.0%</b>        | <b>+33.3%</b>         | <b>+100.0%</b>        | <b>+150.0%</b>        |                       |
| <b>Nursing &amp; Midwifery</b>               | <b>1,604</b> | <b>+97</b>              | <b>+82</b>              | <b>+69</b>              | <b>+103</b>             | <b>+54</b>              | <b>-3</b>               | <b>+6.4%</b>          | <b>+5.4%</b>          | <b>+4.5%</b>          | <b>+6.8%</b>          | <b>+3.5%</b>          | <b>-0.2%</b>          |

| Dec 2022 (Dec 2016 figure: 5,236)             | WTE Dec 2022 | WTE change since Dec 16 | WTE change since Dec 17 | WTE change since Dec 18 | WTE change since Dec 19 | WTE change since Dec 20 | WTE change since Nov 22 | % change since Dec 16 | % change since Dec 17 | % change since Dec 18 | % change since Dec 19 | % change since Dec 20 | % change since Nov 22 |
|---|--------------|-------------------------|-------------------------|-------------------------|-------------------------|-------------------------|-------------------------|-----------------------|-----------------------|-----------------------|-----------------------|-----------------------|-----------------------|
| <b>Overall</b>                                | <b>5,972</b> | <b>+737</b>             | <b>+595</b>             | <b>+413</b>             | <b>+427</b>             | <b>+282</b>             | <b>+43</b>              | <b>+14.1%</b>         | <b>+11.1%</b>         | <b>+7.4%</b>          | <b>+7.7%</b>          | <b>+5.0%</b>          | <b>+0.7%</b>          |
| Dietitians                                    | 33           | +15                     | +14                     | +13                     | +13                     | +8                      | +1                      | +85.2%                | +70.7%                | +62.4%                | +67.8%                | +30.2%                | +2.7%                 |
| Occupational Therapists                       | 146          | +35                     | +35                     | +27                     | +29                     | +17                     | +1                      | +32.1%                | +31.5%                | +22.9%                | +24.6%                | +13.2%                | +0.9%                 |
| Orthoptists                                   | 4            | +2                      | +2                      | +2                      | +2                      | +2                      | +0                      | +149.4%               | +149.4%               | +149.4%               | +149.4%               | +137.5%               | +0.5%                 |
| Physiotherapists                              | 109          | +31                     | +20                     | +20                     | +20                     | +15                     | +1                      | +39.2%                | +23.0%                | +22.0%                | +22.4%                | +15.8%                | +1.2%                 |
| Podiatrists & Chiropodists                    | 20           | +11                     | +12                     | +13                     | +13                     | +12                     | -0                      | +130.5%               | +154.5%               | +180.5%               | +178.9%               | +161.3%               | -0.6%                 |
| Speech & Language Therapists                  | 111          | +21                     | +17                     | +7                      | +6                      | +5                      | +5                      | +23.3%                | +17.8%                | +7.0%                 | +5.8%                 | +5.0%                 | +4.3%                 |
| <b>Therapy Professions</b>                    | <b>421</b>   | <b>+115</b>             | <b>+100</b>             | <b>+82</b>              | <b>+83</b>              | <b>+59</b>              | <b>+8</b>               | <b>+37.8%</b>         | <b>+31.0%</b>         | <b>+24.0%</b>         | <b>+24.5%</b>         | <b>+16.3%</b>         | <b>+1.9%</b>          |
| Audiology                                     | 8            | +3                      | +2                      | +2                      | +3                      | +2                      | +0                      | +72.0%                | +38.8%                | +38.1%                | +63.5%                | +35.0%                | +0.4%                 |
| Clinical Engineering                          | 1            |                         | +1                      | +1                      |                         |                         |                         |                       | -100.0%               | -100.0%               |                       |                       |                       |
| Physicists                                    |              | -1                      |                         |                         |                         |                         |                         | -100.0%               | -100.0%               | -100.0%               | -100.0%               | -100.0%               | -100.0%               |
| Radiographers                                 | 1            | +0                      | +0                      | +0                      | +0                      | +0                      | -0                      | +21.7%                | +21.7%                | +21.7%                | +21.7%                | +21.7%                | -3.9%                 |
| <b>Health Science/ Diagnostics</b>            | <b>10</b>    | <b>+2</b>               | <b>+3</b>               | <b>+3</b>               | <b>+3</b>               | <b>+2</b>               | <b>+0</b>               | <b>+34.1%</b>         | <b>+52.9%</b>         | <b>+52.2%</b>         | <b>+49.8%</b>         | <b>+29.3%</b>         | <b>+0.0%</b>          |
| <b>Social Care</b>                            | <b>300</b>   | <b>+108</b>             | <b>+94</b>              | <b>+68</b>              | <b>+55</b>              | <b>+32</b>              | <b>+8</b>               | <b>+55.9%</b>         | <b>+45.7%</b>         | <b>+29.2%</b>         | <b>+22.3%</b>         | <b>+11.8%</b>         | <b>+2.7%</b>          |
| <b>Social Workers</b>                         | <b>102</b>   | <b>+27</b>              | <b>+26</b>              | <b>+21</b>              | <b>+18</b>              | <b>+19</b>              | <b>+1</b>               | <b>+35.8%</b>         | <b>+34.1%</b>         | <b>+25.4%</b>         | <b>+22.1%</b>         | <b>+22.4%</b>         | <b>+1.1%</b>          |
| <b>Psychologists</b>                          | <b>88</b>    | <b>+5</b>               | <b>+7</b>               | <b>+4</b>               | <b>+15</b>              | <b>+10</b>              | <b>+1</b>               | <b>+6.0%</b>          | <b>+8.7%</b>          | <b>+5.2%</b>          | <b>+20.1%</b>         | <b>+13.2%</b>         | <b>+1.3%</b>          |
| <b>Pharmacy</b>                               | <b>6</b>     | <b>+1</b>               | <b>+2</b>               | <b>+2</b>               | <b>+1</b>               | <b>+2</b>               | <b>+1</b>               | <b>+13.3%</b>         | <b>+38.4%</b>         | <b>+38.8%</b>         | <b>+28.0%</b>         | <b>+53.8%</b>         | <b>+16.5%</b>         |
| Counsellor Therapists                         | 22           | +12                     | +12                     | +10                     | +11                     | +9                      | -1                      | +123.5%               | +106.6%               | +83.5%                | +101.3%               | +68.1%                | -3.1%                 |
| Dental Hygienists                             | 5            | +1                      | +2                      | +0                      | +0                      | -0                      | +0                      | +42.2%                | +102.1%               | +11.5%                | +8.7%                 | -1.4%                 | +0.6%                 |
| HSCP Trainees/ Students                       |              | -2                      | -1                      |                         |                         |                         |                         | -100.0%               | -100.0%               | -100.0%               | -100.0%               | -100.0%               | -100.0%               |
| Other Health & Social Care                    | 37           | -5                      | -5                      | -5                      | -2                      | +0                      | +0                      | -12.1%                | -12.1%                | -11.9%                | -5.9%                 | +0.8%                 | +1.1%                 |
| Play Therapists/ Specialists                  | 2            | -2                      | -2                      | -2                      | -2                      | +1                      | -0                      | -58.2%                | -58.4%                | -58.2%                | -58.2%                | +50.0%                | -8.0%                 |
| Vaccinators                                   | 11           | +11                     | +11                     | +11                     | +11                     | +11                     | -3                      | -100.0%               | -100.0%               | -100.0%               | -100.0%               | -100.0%               | -20.0%                |
| <b>H&amp;SC, Other</b>                        | <b>77</b>    | <b>+15</b>              | <b>+17</b>              | <b>+14</b>              | <b>+18</b>              | <b>+20</b>              | <b>-3</b>               | <b>+24.1%</b>         | <b>+28.1%</b>         | <b>+22.8%</b>         | <b>+30.4%</b>         | <b>+36.4%</b>         | <b>-3.9%</b>          |
| <b>Health &amp; Social Care Professionals</b> | <b>1,004</b> | <b>+273</b>             | <b>+249</b>             | <b>+194</b>             | <b>+193</b>             | <b>+144</b>             | <b>+16</b>              | <b>+37.4%</b>         | <b>+32.9%</b>         | <b>+23.9%</b>         | <b>+23.8%</b>         | <b>+16.8%</b>         | <b>+1.6%</b>          |
| Executive Management                          | 13           | +3                      | +1                      | +2                      | +3                      | +2                      | +0                      | +31.4%                | +10.2%                | +14.1%                | +26.9%                | +13.2%                | +0.2%                 |
| Senior Management (VIII & GM)                 | 57           | +19                     | +15                     | +11                     | +12                     | +11                     | +1                      | +49.1%                | +35.6%                | +23.4%                | +25.9%                | +23.2%                | +2.0%                 |
| <b>Management (VIII &amp; above)</b>          | <b>70</b>    | <b>+22</b>              | <b>+16</b>              | <b>+12</b>              | <b>+15</b>              | <b>+12</b>              | <b>+1</b>               | <b>+45.5%</b>         | <b>+30.1%</b>         | <b>+21.5%</b>         | <b>+26.1%</b>         | <b>+21.2%</b>         | <b>+1.6%</b>          |
| <b>Administrative/ Supervisory (V to VII)</b> | <b>235</b>   | <b>+133</b>             | <b>+118</b>             | <b>+112</b>             | <b>+102</b>             | <b>+75</b>              | <b>-1</b>               | <b>+130.2%</b>        | <b>+100.8%</b>        | <b>+91.0%</b>         | <b>+76.2%</b>         | <b>+46.9%</b>         | <b>-0.3%</b>          |
| <b>Clerical (III &amp; IV)</b>                | <b>451</b>   | <b>+8</b>               | <b>-17</b>              | <b>-34</b>              | <b>-17</b>              | <b>+4</b>               | <b>+14</b>              | <b>+1.9%</b>          | <b>-3.7%</b>          | <b>-7.1%</b>          | <b>-3.5%</b>          | <b>+0.8%</b>          | <b>+3.3%</b>          |
| <b>Management &amp; Administrative</b>        | <b>757</b>   | <b>+163</b>             | <b>+117</b>             | <b>+90</b>              | <b>+100</b>             | <b>+91</b>              | <b>+15</b>              | <b>+27.5%</b>         | <b>+18.3%</b>         | <b>+13.5%</b>         | <b>+15.2%</b>         | <b>+13.7%</b>         | <b>+2.0%</b>          |
| Catering                                      | 33           | -7                      | -3                      | -8                      | -7                      | -6                      | -1                      | -17.8%                | -9.6%                 | -20.3%                | -18.0%                | -15.2%                | -1.9%                 |
| Household Services                            | 58           | -24                     | -17                     | -12                     | -5                      | -4                      | -1                      | -29.2%                | -22.9%                | -17.4%                | -8.3%                 | -6.5%                 | -1.0%                 |
| Other Support                                 | 38           | -6                      | -5                      | -4                      | -2                      | -1                      | -2                      | -14.4%                | -11.8%                | -10.5%                | -4.2%                 | -1.3%                 | -5.4%                 |
| Portering                                     | 12           | -4                      | -6                      | -5                      | -4                      | -2                      | +0                      | -26.2%                | -31.4%                | -30.4%                | -23.5%                | -14.3%                | +2.0%                 |
| <b>Support</b>                                | <b>140</b>   | <b>-41</b>              | <b>-31</b>              | <b>-30</b>              | <b>-18</b>              | <b>-12</b>              | <b>-3</b>               | <b>-22.8%</b>         | <b>-18.2%</b>         | <b>-17.7%</b>         | <b>-11.2%</b>         | <b>-8.1%</b>          | <b>-2.2%</b>          |
| <b>Maintenance/ Technical</b>                 | <b>79</b>    | <b>+5</b>               | <b>+7</b>               | <b>+7</b>               | <b>+11</b>              | <b>+6</b>               | <b>+1</b>               | <b>+6.8%</b>          | <b>+9.2%</b>          | <b>+9.5%</b>          | <b>+16.3%</b>         | <b>+7.5%</b>          | <b>+1.6%</b>          |

| Dec 2022 (Dec 2016 figure: 5,236)     | WTE Dec 2022 | WTE change since Dec 16 | WTE change since Dec 17 | WTE change since Dec 18 | WTE change since Dec 19 | WTE change since Dec 20 | WTE change since Nov 22 | % change since Dec 16 | % change since Dec 17 | % change since Dec 18 | % change since Dec 19 | % change since Dec 20 | % change since Nov 22 |
|---------------------------------------|--------------|-------------------------|-------------------------|-------------------------|-------------------------|-------------------------|-------------------------|-----------------------|-----------------------|-----------------------|-----------------------|-----------------------|-----------------------|
| <b>Overall</b>                        | <b>5,972</b> | <b>+737</b>             | <b>+595</b>             | <b>+413</b>             | <b>+427</b>             | <b>+282</b>             | <b>+43</b>              | <b>+14.1%</b>         | <b>+11.1%</b>         | <b>+7.4%</b>          | <b>+7.7%</b>          | <b>+5.0%</b>          | <b>+0.7%</b>          |
| <b>General Support</b>                | <b>219</b>   | <b>-36</b>              | <b>-24</b>              | <b>-23</b>              | <b>-7</b>               | <b>-7</b>               | <b>-2</b>               | <b>-14.2%</b>         | <b>-10.0%</b>         | <b>-9.6%</b>          | <b>-2.9%</b>          | <b>-3.0%</b>          | <b>-0.9%</b>          |
| Attendant/ Aide                       | 237          | -240                    | -235                    | -234                    | -200                    | -192                    | -1                      | -50.3%                | -49.8%                | -49.8%                | -45.8%                | -44.8%                | -0.3%                 |
| Health Care Assistant/ Care Assistant | 1,152        | +381                    | +329                    | +292                    | +235                    | +169                    | +6                      | +49.5%                | +40.1%                | +34.0%                | +25.7%                | +17.2%                | +0.6%                 |
| Health & Social Care Assistants       | 23           | +17                     | +14                     | +4                      | +10                     | +16                     | +1                      | +257.6%               | +143.9%               | +18.6%                | +71.0%                | +201.0%               | +5.0%                 |
| <b>Health Care Assistants</b>         | <b>1,412</b> | <b>+159</b>             | <b>+109</b>             | <b>+62</b>              | <b>+45</b>              | <b>-7</b>               | <b>+7</b>               | <b>+12.7%</b>         | <b>+8.3%</b>          | <b>+4.6%</b>          | <b>+3.3%</b>          | <b>-0.5%</b>          | <b>+0.5%</b>          |
| <b>Home Help</b>                      | <b>407</b>   | <b>-42</b>              | <b>-41</b>              | <b>-74</b>              | <b>-92</b>              | <b>-49</b>              | <b>+10</b>              | <b>-9.4%</b>          | <b>-9.2%</b>          | <b>-15.3%</b>         | <b>-18.5%</b>         | <b>-10.8%</b>         | <b>+2.6%</b>          |
| <b>Care, other</b>                    | <b>335</b>   | <b>+80</b>              | <b>+73</b>              | <b>+72</b>              | <b>+64</b>              | <b>+53</b>              | <b>-2</b>               | <b>+31.6%</b>         | <b>+27.9%</b>         | <b>+27.5%</b>         | <b>+23.7%</b>         | <b>+19.0%</b>         | <b>-0.5%</b>          |
| <b>Patient &amp; Client Care</b>      | <b>2,154</b> | <b>+197</b>             | <b>+140</b>             | <b>+60</b>              | <b>+16</b>              | <b>-3</b>               | <b>+15</b>              | <b>+10.1%</b>         | <b>+7.0%</b>          | <b>+2.9%</b>          | <b>+0.8%</b>          | <b>-0.1%</b>          | <b>+0.7%</b>          |

Source: Health Service Personnel Census



Longitudinal Employment Levels by Care Group - Dec 2016 to Dec 2022

Community Health & Wellbeing

| Dec 2022 ( figure: )                   | WTE Dec 2022 | WTE change since | WTE change since | WTE change since | WTE change since | WTE change since Dec 20 | WTE change since Nov 22 | % change since | % change since | % change since | % change since | % change since Dec 20 | % change since Nov 22 |
|--|--------------|------------------|------------------|------------------|------------------|-------------------------|-------------------------|----------------|----------------|----------------|----------------|-----------------------|-----------------------|
| Overall                                | 21           | +21              | +21              | +21              | +21              | +11                     | +2                      | -100.0%        | -100.0%        | -100.0%        | -100.0%        | +112.5%               | +9.3%                 |
| Management & Administrative            | 6            | +6               | +6               | +6               | +6               | -3                      | +1                      | -1.0%          | -1.0%          | -1.0%          | -1.0%          | -0.3%                 | +0.2%                 |
| Management (VIII & above)              | 1            | +1               | +1               | +1               | +1               |                         |                         | -1.0%          | -1.0%          | -1.0%          | -1.0%          | +0.0%                 | +0.0%                 |
| Administrative/ Supervisory (V to VII) | 4            | +4               | +4               | +4               | +4               | -3                      | +1                      | -1.0%          | -1.0%          | -1.0%          | -1.0%          | -0.4%                 | +0.3%                 |
| Clerical (III & IV)                    | 1            | +1               | +1               | +1               | +1               | +0                      | +0                      | -1.0%          | -1.0%          | -1.0%          | -1.0%          | +0.0%                 | +0.0%                 |
| Patient & Client Care                  | 15           | +15              | +15              | +15              | +15              | +14                     | +1                      | -1.0%          | -1.0%          | -1.0%          | -1.0%          | +14.4%                | +0.1%                 |
| Care, other                            | 15           | +15              | +15              | +15              | +15              | +14                     | +1                      | -1.0%          | -1.0%          | -1.0%          | -1.0%          | +14.4%                | +0.1%                 |

Source: Health Service Personnel Census

Mental Health

| Dec 2022 (Dec 2016 figure: 1,283)      | WTE Dec 2022 | WTE change since Dec 16 | WTE change since Dec 17 | WTE change since Dec 18 | WTE change since Dec 19 | WTE change since Dec 20 | WTE change since Nov 22 | % change since Dec 16 | % change since Dec 17 | % change since Dec 18 | % change since Dec 19 | % change since Dec 20 | % change since Nov 22 |
|--|--------------|-------------------------|-------------------------|-------------------------|-------------------------|-------------------------|-------------------------|-----------------------|-----------------------|-----------------------|-----------------------|-----------------------|-----------------------|
| Overall                                | 1,329        | +46                     | +23                     | -9                      | +21                     | -11                     | +7                      | +3.6%                 | +1.7%                 | -0.7%                 | +1.6%                 | -0.8%                 | +0.5%                 |
| Medical & Dental                       | 114          | +25                     | +14                     | +8                      | +7                      | -1                      | +1                      | +0.3%                 | +0.1%                 | +0.1%                 | +0.1%                 | -0.0%                 | +0.0%                 |
| Consultants                            | 37           | +7                      | +5                      | +5                      | -1                      | -0                      | -0                      | +0.2%                 | +0.2%                 | +0.1%                 | -0.0%                 | -0.0%                 | -0.0%                 |
| Registrars                             | 37           | +13                     | +9                      | +6                      | +4                      | +0                      | +2                      | +0.5%                 | +0.3%                 | +0.2%                 | +0.1%                 | +0.0%                 | +0.0%                 |
| SHO/ Interns                           | 39           | +7                      | +1                      | -3                      | +4                      | -1                      | -1                      | +0.2%                 | +0.0%                 | -0.1%                 | +0.1%                 | -0.0%                 | -0.0%                 |
| Medical/ Dental, other                 | 1            | -2                      | -2                      |                         |                         |                         |                         | -0.6%                 | -0.6%                 | +0.0%                 | +0.0%                 | +0.0%                 | +0.0%                 |
| Nursing & Midwifery                    | 598          | +33                     | +29                     | +12                     | +21                     | +1                      | -4                      | +0.1%                 | +0.1%                 | +0.0%                 | +0.0%                 | +0.0%                 | -0.0%                 |
| Nurse/ Midwife Manager                 | 142          | -2                      | +2                      | -13                     | -4                      | -9                      | -0                      | -0.0%                 | +0.0%                 | -0.1%                 | -0.0%                 | -0.1%                 | -0.0%                 |
| Nurse/ Midwife Specialist & AN/MP      | 88           | +43                     | +29                     | +28                     | +20                     | +9                      | -1                      | +1.0%                 | +0.5%                 | +0.5%                 | +0.3%                 | +0.1%                 | -0.0%                 |
| Staff Nurse/ Staff Midwife             | 353          | -23                     | -2                      | -4                      | -4                      | -2                      | -0                      | -0.1%                 | -0.0%                 | -0.0%                 | -0.0%                 | -0.0%                 | -0.0%                 |
| Nursing/ Midwifery Student             | 11           | +11                     | -2                      | +0                      | +6                      | +1                      | -3                      | -1.0%                 | -0.2%                 | +0.0%                 | +1.3%                 | +0.1%                 | -0.2%                 |
| Nursing/ Midwifery other               | 4            | +4                      | +2                      | +1                      | +2                      | +2                      |                         | -1.0%                 | +1.0%                 | +0.3%                 | +1.0%                 | +1.5%                 | +0.0%                 |
| Health & Social Care Professionals     | 155          | +17                     | +16                     | +8                      | +15                     | +0                      | -0                      | +0.1%                 | +0.1%                 | +0.1%                 | +0.1%                 | +0.0%                 | -0.0%                 |
| Therapy Professions                    | 55           | +10                     | +6                      | +5                      | +9                      | -1                      | -0                      | +0.2%                 | +0.1%                 | +0.1%                 | +0.2%                 | -0.0%                 | -0.0%                 |
| Social Care                            | 14           | -3                      | +0                      | -1                      | -1                      | -2                      | -0                      | -0.2%                 | +0.0%                 | -0.0%                 | -0.1%                 | -0.1%                 | -0.0%                 |
| Social Workers                         | 44           | +7                      | +8                      | +3                      | +3                      | +2                      | +0                      | +0.2%                 | +0.2%                 | +0.1%                 | +0.1%                 | +0.1%                 | +0.0%                 |
| Psychologists                          | 37           | +3                      | +2                      | +1                      | +4                      | +0                      | +0                      | +0.1%                 | +0.1%                 | +0.0%                 | +0.1%                 | +0.0%                 | +0.0%                 |
| Pharmacy                               | 3            | -1                      | -0                      | -0                      | -0                      | +1                      | +0                      | -0.3%                 | -0.1%                 | -0.1%                 | -0.0%                 | +0.4%                 | +0.0%                 |
| H&SC, Other                            | 3            | +2                      | +1                      | -0                      | -0                      | -0                      | -0                      | +1.8%                 | +0.4%                 | -0.1%                 | -0.1%                 | -0.1%                 | -0.0%                 |
| Management & Administrative            | 126          | -5                      | -10                     | -15                     | -12                     | -7                      | +3                      | -0.0%                 | -0.1%                 | -0.1%                 | -0.1%                 | -0.1%                 | +0.0%                 |
| Management (VIII & above)              | 3            | -1                      |                         | -1                      | -2                      | -1                      | +0                      | -0.3%                 | +0.0%                 | -0.2%                 | -0.4%                 | -0.3%                 | +0.1%                 |
| Administrative/ Supervisory (V to VII) | 25           | +4                      | +1                      | +2                      | +2                      | -1                      | +1                      | +0.2%                 | +0.1%                 | +0.1%                 | +0.1%                 | -0.1%                 | +0.0%                 |
| Clerical (III & IV)                    | 98           | -8                      | -12                     | -16                     | -11                     | -5                      | +3                      | -0.1%                 | -0.1%                 | -0.1%                 | -0.1%                 | -0.0%                 | +0.0%                 |
| General Support                        | 62           | -18                     | -10                     | -6                      | -1                      | -2                      | +1                      | -0.2%                 | -0.1%                 | -0.1%                 | -0.0%                 | -0.0%                 | +0.0%                 |
| Support                                | 27           | -19                     | -12                     | -10                     | -10                     | -5                      | +0                      | -0.4%                 | -0.3%                 | -0.3%                 | -0.3%                 | -0.1%                 | +0.0%                 |
| Maintenance/ Technical                 | 36           | +1                      | +2                      | +3                      | +9                      | +3                      | +1                      | +0.0%                 | +0.1%                 | +0.1%                 | +0.3%                 | +0.1%                 | +0.0%                 |
| Patient & Client Care                  | 275          | -6                      | -16                     | -15                     | -9                      | -3                      | +5                      | -0.0%                 | -0.1%                 | -0.1%                 | -0.0%                 | -0.0%                 | +0.0%                 |
| Health Care Assistants                 | 202          | -13                     | -15                     | -15                     | -13                     | -9                      | +4                      | -0.1%                 | -0.1%                 | -0.1%                 | -0.1%                 | -0.0%                 | +0.0%                 |
| Care, other                            | 73           | +6                      | -1                      | +0                      | +4                      | +6                      | +2                      | +0.1%                 | -0.0%                 | +0.0%                 | +0.1%                 | +0.1%                 | +0.0%                 |

Source: Health Service Personnel Census



Primary Care

| Dec 2022 (Dec 2016 figure: 1,238)      | WTE Dec 2022 | WTE change since Dec 16 | WTE change since Dec 17 | WTE change since Dec 18 | WTE change since Dec 19 | WTE change since Dec 20 | WTE change since Nov 22 | % change since Dec 16 | % change since Dec 17 | % change since Dec 18 | % change since Dec 19 | % change since Dec 20 | % change since Nov 22 |
|--|--------------|-------------------------|-------------------------|-------------------------|-------------------------|-------------------------|-------------------------|-----------------------|-----------------------|-----------------------|-----------------------|-----------------------|-----------------------|
| Overall                                | 1,351        | +112                    | +261                    | +191                    | +217                    | +116                    | +10                     | +9.1%                 | +23.9%                | +16.4%                | +19.1%                | +9.4%                 | +0.7%                 |
| Medical & Dental                       | 104          | +18                     | +19                     | +17                     | +16                     | +3                      | +1                      | +0.2%                 | +0.2%                 | +0.2%                 | +0.2%                 | +0.0%                 | +0.0%                 |
| Consultants                            | 3            | +1                      | +1                      | +2                      | +2                      | +2                      |                         | +0.3%                 | +0.3%                 | +1.3%                 | +1.4%                 | +1.3%                 | +0.0%                 |
| Registrars                             | 53           | +19                     | +15                     | +15                     | +13                     | +5                      | +0                      | +0.6%                 | +0.4%                 | +0.4%                 | +0.3%                 | +0.1%                 | +0.0%                 |
| SHO/ Interns                           | 3            | -2                      | +3                      | +3                      | +2                      | -0                      | +0                      | -0.4%                 | -1.0%                 | -1.0%                 | +2.0%                 | -0.0%                 | +0.0%                 |
| Medical/ Dental, other                 | 46           | +0                      | +1                      | -3                      | -0                      | -4                      | +1                      | +0.0%                 | +0.0%                 | -0.1%                 | -0.0%                 | -0.1%                 | +0.0%                 |
| Nursing & Midwifery                    | 365          | +69                     | +64                     | +43                     | +51                     | +39                     | +2                      | +0.2%                 | +0.2%                 | +0.1%                 | +0.2%                 | +0.1%                 | +0.0%                 |
| Nurse/ Midwife Manager                 | 34           | +11                     | +9                      | +8                      | +6                      | +6                      | +0                      | +0.5%                 | +0.4%                 | +0.3%                 | +0.2%                 | +0.2%                 | +0.0%                 |
| Nurse/ Midwife Specialist & AN/MP      | 38           | +23                     | +23                     | +20                     | +21                     | +17                     | -0                      | +1.5%                 | +1.6%                 | +1.1%                 | +1.2%                 | +0.8%                 | -0.0%                 |
| Staff Nurse/ Staff Midwife             | 92           | +21                     | +20                     | +14                     | +18                     | +13                     | -0                      | +0.3%                 | +0.3%                 | +0.2%                 | +0.2%                 | +0.2%                 | -0.0%                 |
| Public Health Nurse                    | 186          | +11                     | +13                     | +0                      | -5                      | -11                     | +3                      | +0.1%                 | +0.1%                 | +0.0%                 | -0.0%                 | -0.1%                 | +0.0%                 |
| Nursing/ Midwifery Student             | 14           | +3                      | -2                      | +1                      | +10                     | +14                     | -1                      | +0.3%                 | -0.1%                 | +0.1%                 | +2.6%                 | -1.0%                 | -0.0%                 |
| Health & Social Care Professionals     | 421          | +120                    | +118                    | +99                     | +108                    | +82                     | +4                      | +0.4%                 | +0.4%                 | +0.3%                 | +0.3%                 | +0.2%                 | +0.0%                 |
| Therapy Professions                    | 291          | +91                     | +80                     | +62                     | +65                     | +43                     | +7                      | +0.5%                 | +0.4%                 | +0.3%                 | +0.3%                 | +0.2%                 | +0.0%                 |
| Health Science/ Diagnostics            | 9            | +2                      | +3                      | +3                      | +3                      | +2                      | +0                      | +0.4%                 | +0.6%                 | +0.6%                 | +0.5%                 | +0.3%                 | +0.0%                 |
| Social Care                            | 7            | -5                      | -4                      | -3                      | -2                      | -2                      | +0                      | -0.4%                 | -0.4%                 | -0.3%                 | -0.2%                 | -0.2%                 | +0.0%                 |
| Social Workers                         | 19           | +10                     | +12                     | +12                     | +12                     | +13                     | +0                      | +1.1%                 | +1.7%                 | +1.7%                 | +1.7%                 | +2.2%                 | +0.0%                 |
| Psychologists                          | 32           | +2                      | +5                      | +4                      | +8                      | +5                      | -0                      | +0.1%                 | +0.2%                 | +0.1%                 | +0.3%                 | +0.2%                 | -0.0%                 |
| Pharmacy                               | 1            |                         |                         |                         |                         |                         |                         | +0.0%                 | +0.0%                 | +0.0%                 | +0.0%                 | +0.0%                 | +0.0%                 |
| H&SC, Other                            | 63           | +20                     | +22                     | +21                     | +23                     | +21                     | -3                      | +0.5%                 | +0.5%                 | +0.5%                 | +0.6%                 | +0.5%                 | -0.0%                 |
| Management & Administrative            | 332          | +40                     | +19                     | +2                      | -0                      | -4                      | +4                      | +0.1%                 | +0.1%                 | +0.0%                 | -0.0%                 | -0.0%                 | +0.0%                 |
| Management (VIII & above)              | 29           | +0                      | -7                      | -8                      | -4                      | -7                      | +1                      | +0.0%                 | -0.2%                 | -0.2%                 | -0.1%                 | -0.2%                 | +0.0%                 |
| Administrative/ Supervisory (V to VII) | 85           | +45                     | +40                     | +32                     | +23                     | +12                     | -1                      | +1.1%                 | +0.9%                 | +0.6%                 | +0.4%                 | +0.2%                 | -0.0%                 |
| Clerical (III & IV)                    | 219          | -5                      | -14                     | -21                     | -19                     | -9                      | +3                      | -0.0%                 | -0.1%                 | -0.1%                 | -0.1%                 | -0.0%                 | +0.0%                 |
| General Support                        | 28           | -2                      | -3                      | -6                      | -2                      | -2                      | -0                      | -0.1%                 | -0.1%                 | -0.2%                 | -0.1%                 | -0.1%                 | -0.0%                 |
| Support                                | 17           | -4                      | -5                      | -8                      | -4                      | -5                      | -0                      | -0.2%                 | -0.2%                 | -0.3%                 | -0.2%                 | -0.2%                 | -0.0%                 |
| Maintenance/ Technical                 | 11           | +2                      | +2                      | +2                      | +2                      | +3                      | +0                      | +0.2%                 | +0.2%                 | +0.2%                 | +0.2%                 | +0.4%                 | +0.0%                 |
| Patient & Client Care                  | 100          | -133                    | +44                     | +36                     | +43                     | -2                      | -1                      | -0.6%                 | +0.8%                 | +0.6%                 | +0.8%                 | -0.0%                 | -0.0%                 |
| Health Care Assistants                 | 33           | +26                     | +24                     | +13                     | +19                     | -24                     | -1                      | +3.9%                 | +2.8%                 | +0.7%                 | +1.3%                 | -0.4%                 | -0.0%                 |
| Home Help                              |              | -169                    |                         |                         |                         |                         |                         | -1.0%                 | -1.0%                 | -1.0%                 | -1.0%                 | -1.0%                 | -1.0%                 |
| Care, other                            | 68           | +10                     | +20                     | +22                     | +25                     | +22                     | +1                      | +0.2%                 | +0.4%                 | +0.5%                 | +0.6%                 | +0.5%                 | +0.0%                 |

Source: Health Service Personnel Census

Disabilities

| Dec 2022 (Dec 2016 figure: 1,338)      | WTE Dec 2022 | WTE change since Dec 16 | WTE change since Dec 17 | WTE change since Dec 18 | WTE change since Dec 19 | WTE change since Dec 20 | WTE change since Nov 22 | % change since Dec 16 | % change since Dec 17 | % change since Dec 18 | % change since Dec 19 | % change since Dec 20 | % change since Nov 22 |
|--|--------------|-------------------------|-------------------------|-------------------------|-------------------------|-------------------------|-------------------------|-----------------------|-----------------------|-----------------------|-----------------------|-----------------------|-----------------------|
| Overall                                | 1,607        | +269                    | +212                    | +187                    | +110                    | +91                     | +1                      | +20.1%                | +15.2%                | +13.2%                | +7.3%                 | +6.0%                 | +0.0%                 |
| Medical & Dental                       | 6            | +0                      | +0                      | +0                      | +0                      | +0                      |                         | +0.1%                 | +0.1%                 | +0.1%                 | +0.0%                 | +0.0%                 | +0.0%                 |
| Consultants                            | 3            | +0                      | +0                      | +0                      | +0                      | +0                      |                         | +0.1%                 | +0.1%                 | +0.1%                 | +0.0%                 | +0.0%                 | +0.0%                 |
| Registrars                             | 1            | -1                      | -1                      | -1                      | -1                      | -1                      |                         | -0.5%                 | -0.5%                 | -0.5%                 | -0.5%                 | -0.5%                 | +0.0%                 |
| SHO/ Interns                           | 1            | +1                      | +1                      | +1                      | +1                      | +1                      |                         | -1.0%                 | -1.0%                 | -1.0%                 | -1.0%                 | -1.0%                 | +0.0%                 |
| Medical/ Dental, other                 | 1            |                         |                         |                         |                         |                         |                         | +0.0%                 | +0.0%                 | +0.0%                 | +0.0%                 | +0.0%                 | +0.0%                 |
| Nursing & Midwifery                    | 248          | -28                     | -24                     | -5                      | -1                      | -6                      | -2                      | -0.1%                 | -0.1%                 | -0.0%                 | -0.0%                 | -0.0%                 | -0.0%                 |
| Nurse/ Midwife Manager                 | 76           | +4                      | +2                      | +4                      | -2                      | -2                      | -3                      | +0.1%                 | +0.0%                 | +0.1%                 | -0.0%                 | -0.0%                 | -0.0%                 |
| Nurse/ Midwife Specialist & AN/MP      | 6            | -1                      | -1                      | +1                      | +1                      | +1                      | +0                      | -0.1%                 | -0.1%                 | +0.1%                 | +0.1%                 | +0.1%                 | +0.0%                 |
| Staff Nurse/ Staff Midwife             | 166          | -31                     | -25                     | -10                     | +0                      | -3                      | +1                      | -0.2%                 | -0.1%                 | -0.1%                 | +0.0%                 | -0.0%                 | +0.0%                 |
| Nursing/ Midwifery Student             |              |                         |                         |                         |                         | -1                      |                         | -1.0%                 | -1.0%                 | -1.0%                 | -1.0%                 | -1.0%                 | -1.0%                 |
| Health & Social Care Professionals     | 385          | +127                    | +105                    | +78                     | +64                     | +56                     | +9                      | +0.5%                 | +0.4%                 | +0.3%                 | +0.2%                 | +0.2%                 | +0.0%                 |
| Therapy Professions                    | 48           | +13                     | +11                     | +12                     | +7                      | +14                     | -0                      | +0.4%                 | +0.3%                 | +0.3%                 | +0.2%                 | +0.4%                 | -0.0%                 |
| Social Care                            | 279          | +115                    | +98                     | +71                     | +58                     | +36                     | +8                      | +0.7%                 | +0.5%                 | +0.3%                 | +0.3%                 | +0.1%                 | +0.0%                 |
| Social Workers                         | 27           | +5                      | +2                      | +2                      | +1                      | +1                      | +0                      | +0.2%                 | +0.1%                 | +0.1%                 | +0.0%                 | +0.0%                 | +0.0%                 |
| Psychologists                          | 19           | +1                      | -0                      | -1                      | +4                      | +5                      | +1                      | +0.0%                 | -0.0%                 | -0.0%                 | +0.2%                 | +0.4%                 | +0.1%                 |
| H&SC, Other                            | 11           | -6                      | -6                      | -6                      | -5                      | -0                      | -0                      | -0.3%                 | -0.3%                 | -0.4%                 | -0.3%                 | -0.0%                 | -0.0%                 |
| Management & Administrative            | 135          | +33                     | +27                     | +31                     | +29                     | +25                     | +3                      | +0.3%                 | +0.2%                 | +0.3%                 | +0.3%                 | +0.2%                 | +0.0%                 |
| Management (VIII & above)              | 17           | +3                      | +3                      | +2                      | +1                      | +1                      |                         | +0.2%                 | +0.2%                 | +0.1%                 | +0.1%                 | +0.1%                 | +0.0%                 |
| Administrative/ Supervisory (V to VII) | 64           | +29                     | +22                     | +26                     | +24                     | +20                     | -0                      | +0.8%                 | +0.5%                 | +0.7%                 | +0.6%                 | +0.4%                 | -0.0%                 |
| Clerical (III & IV)                    | 54           | +1                      | +2                      | +3                      | +4                      | +4                      | +3                      | +0.0%                 | +0.0%                 | +0.1%                 | +0.1%                 | +0.1%                 | +0.1%                 |
| General Support                        | 58           | -0                      | -2                      | +0                      | -0                      | +2                      | -3                      | -0.0%                 | -0.0%                 | +0.0%                 | -0.0%                 | +0.0%                 | -0.0%                 |
| Support                                | 46           | +1                      | -1                      | +0                      | +1                      | +3                      | -3                      | +0.0%                 | -0.0%                 | +0.0%                 | +0.0%                 | +0.1%                 | -0.1%                 |
| Maintenance/ Technical                 | 12           | -1                      | -1                      | -0                      | -1                      | -1                      | +0                      | -0.1%                 | -0.1%                 | -0.0%                 | -0.1%                 | -0.1%                 | +0.0%                 |
| Patient & Client Care                  | 776          | +136                    | +106                    | +82                     | +18                     | +15                     | -7                      | +0.2%                 | +0.2%                 | +0.1%                 | +0.0%                 | +0.0%                 | -0.0%                 |
| Health Care Assistants                 | 641          | +118                    | +88                     | +69                     | +18                     | +16                     | -1                      | +0.2%                 | +0.2%                 | +0.1%                 | +0.0%                 | +0.0%                 | -0.0%                 |
| Care, other                            | 134          | +19                     | +18                     | +13                     | +0                      | -1                      | -5                      | +0.2%                 | +0.2%                 | +0.1%                 | +0.0%                 | -0.0%                 | -0.0%                 |

Source: Health Service Personnel Census

Older People

| Dec 2022 (Dec 2016 figure: 1,376)      | WTE Dec 2022 | WTE change since Dec 16 | WTE change since Dec 17 | WTE change since Dec 18 | WTE change since Dec 19 | WTE change since Dec 20 | WTE change since Nov 22 | % change since Dec 16 | % change since Dec 17 | % change since Dec 18 | % change since Dec 19 | % change since Dec 20 | % change since Nov 22 |
|--|--------------|-------------------------|-------------------------|-------------------------|-------------------------|-------------------------|-------------------------|-----------------------|-----------------------|-----------------------|-----------------------|-----------------------|-----------------------|
| Overall                                | 1,582        | +206                    | -4                      | -59                     | -23                     | -7                      | +23                     | +15.0%                | -0.2%                 | -3.6%                 | -1.4%                 | -0.4%                 | +1.5%                 |
| Medical & Dental                       | 10           | -1                      | -2                      | -2                      | -1                      | -1                      | +0                      | -0.1%                 | -0.2%                 | -0.2%                 | -0.1%                 | -0.1%                 | +0.0%                 |
| Medical/ Dental, other                 | 10           | -1                      | -2                      | -2                      | -1                      | -1                      | +0                      | -0.1%                 | -0.2%                 | -0.2%                 | -0.1%                 | -0.1%                 | +0.0%                 |
| Nursing & Midwifery                    | 386          | +15                     | +5                      | +11                     | +24                     | +12                     | +1                      | +0.0%                 | +0.0%                 | +0.0%                 | +0.1%                 | +0.0%                 | +0.0%                 |
| Nurse/ Midwife Manager                 | 74           | +17                     | +11                     | +12                     | +16                     | +7                      | +5                      | +0.3%                 | +0.2%                 | +0.2%                 | +0.3%                 | +0.1%                 | +0.1%                 |
| Nurse/ Midwife Specialist & AN/MP      | 7            | +7                      | +7                      | +7                      | +5                      | +5                      | +0                      | -1.0%                 | -1.0%                 | -1.0%                 | +2.5%                 | +2.5%                 | +0.0%                 |
| Staff Nurse/ Staff Midwife             | 305          | -10                     | -14                     | -7                      | +3                      | -1                      | -4                      | -0.0%                 | -0.0%                 | -0.0%                 | +0.0%                 | -0.0%                 | -0.0%                 |
| Public Health Nurse                    | 1            | +0                      | +0                      |                         | +0                      |                         |                         | +0.3%                 | +0.1%                 | +0.0%                 | +0.3%                 | +0.0%                 | +0.0%                 |
| Health & Social Care Professionals     | 42           | +7                      | +8                      | +6                      | +5                      | +5                      | +2                      | +0.2%                 | +0.2%                 | +0.2%                 | +0.1%                 | +0.1%                 | +0.1%                 |
| Therapy Professions                    | 28           | +2                      | +3                      | +3                      | +2                      | +3                      | +1                      | +0.1%                 | +0.1%                 | +0.1%                 | +0.1%                 | +0.1%                 | +0.1%                 |
| Health Science/ Diagnostics            | 1            | +0                      | +0                      | +0                      | +0                      | +0                      | -0                      | +0.2%                 | +0.2%                 | +0.2%                 | +0.2%                 | +0.2%                 | -0.0%                 |
| Social Workers                         | 13           | +5                      | +5                      | +4                      | +3                      | +3                      | +1                      | +0.7%                 | +0.5%                 | +0.4%                 | +0.3%                 | +0.2%                 | +0.0%                 |
| Pharmacy                               | 1            | +0                      | +0                      | +0                      | -0                      | -0                      | +0                      | +0.1%                 | +0.1%                 | +0.1%                 | -0.5%                 | -0.5%                 | +0.0%                 |
| H&SC, Other                            |              | -1                      |                         |                         |                         |                         |                         | -1.0%                 |                       | -1.0%                 |                       |                       | -1.0%                 |
| Management & Administrative            | 86           | +17                     | +3                      | -6                      | +4                      | +9                      | +3                      | +0.3%                 | +0.0%                 | -0.1%                 | +0.1%                 | +0.1%                 | +0.0%                 |
| Management (VIII & above)              | 6            | +4                      | +5                      | +4                      | +4                      | +4                      |                         | +2.0%                 | +5.0%                 | +2.0%                 | +2.0%                 | +2.0%                 | +0.0%                 |
| Administrative/ Supervisory (V to VII) | 16           | +10                     | +9                      | +7                      | +8                      | +7                      | -1                      | +1.5%                 | +1.3%                 | +0.8%                 | +1.1%                 | +0.7%                 | -0.0%                 |
| Clerical (III & IV)                    | 64           | +4                      | -10                     | -17                     | -8                      | -2                      | +4                      | +0.1%                 | -0.1%                 | -0.2%                 | -0.1%                 | -0.0%                 | +0.1%                 |
| General Support                        | 71           | -16                     | -10                     | -11                     | -4                      | -5                      | -0                      | -0.2%                 | -0.1%                 | -0.1%                 | -0.1%                 | -0.1%                 | -0.0%                 |
| Support                                | 51           | -19                     | -13                     | -12                     | -6                      | -6                      | +0                      | -0.3%                 | -0.2%                 | -0.2%                 | -0.1%                 | -0.1%                 | +0.0%                 |
| Maintenance/ Technical                 | 20           | +3                      | +4                      | +2                      | +1                      | +1                      | -0                      | +0.2%                 | +0.2%                 | +0.1%                 | +0.1%                 | +0.0%                 | -0.0%                 |
| Patient & Client Care                  | 988          | +184                    | -9                      | -58                     | -51                     | -27                     | +16                     | +0.2%                 | -0.0%                 | -0.1%                 | -0.0%                 | -0.0%                 | +0.0%                 |
| Health Care Assistants                 | 536          | +27                     | +11                     | -6                      | +21                     | +10                     | +6                      | +0.1%                 | +0.0%                 | -0.0%                 | +0.0%                 | +0.0%                 | +0.0%                 |
| Home Help                              | 407          | +127                    | -41                     | -74                     | -92                     | -49                     | +10                     | +0.5%                 | -0.1%                 | -0.2%                 | -0.2%                 | -0.1%                 | +0.0%                 |
| Care, other                            | 45           | +30                     | +21                     | +21                     | +20                     | +12                     | +0                      | +2.0%                 | +0.9%                 | +0.9%                 | +0.8%                 | +0.4%                 | +0.0%                 |

Source: Health Service Personnel Census

|         |  |  |  |  |  |  |  |  |  |  |  |  |  |
|---------|--|--|--|--|--|--|--|--|--|--|--|--|--|
|         |  |  |  |  |  |  |  |  |  |  |  |  |  |
| Overall |  |  |  |  |  |  |  |  |  |  |  |  |  |

Source: Health Service Personnel Census