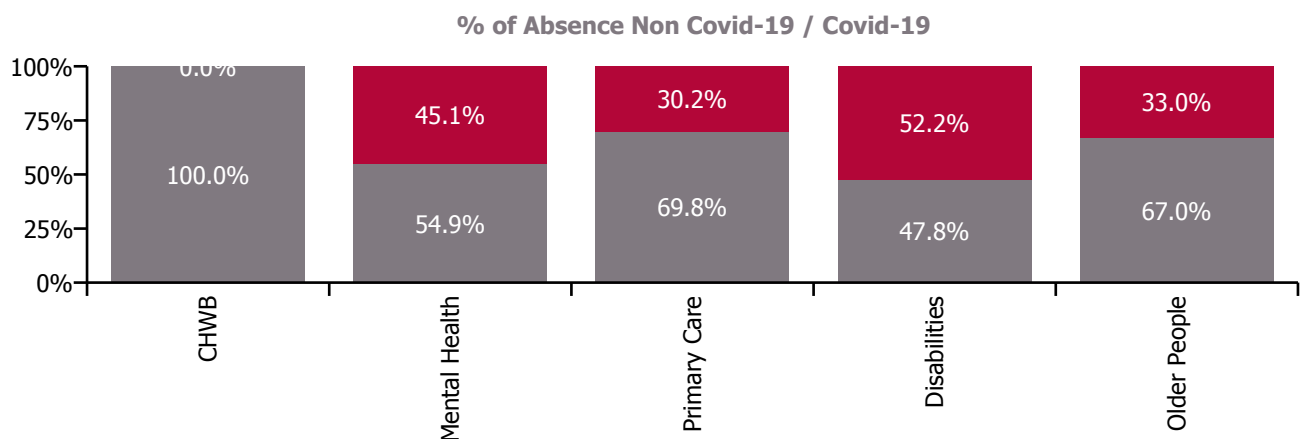
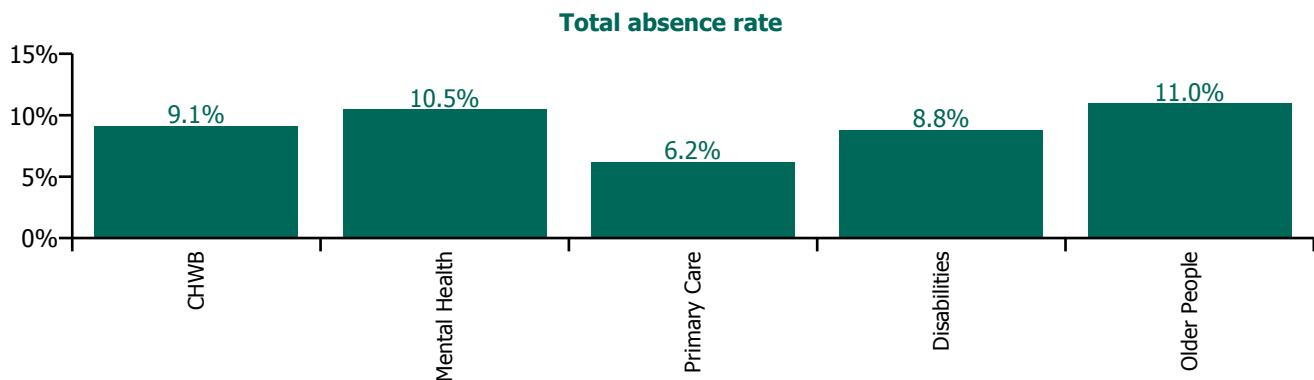


## January 2021

Health Service Absence Rate - by Staff Category: Jan 2021	Certified absence	Self-certified absence	Non Covid-19 absence	Covid-19 absence	Total absence rate	% Non Covid-19 absence	% Covid-19 absence
<b>CHO 3</b>	<b>4.9%</b>	<b>0.2%</b>	<b>5.1%</b>	<b>3.9%</b>	<b>9.0%</b>	<b>56.5%</b>	<b>43.5%</b>
Medical & Dental	3.0%	0.1%	3.1%	2.8%	5.9%	52.6%	47.4%
Nursing & Midwifery	6.1%	0.3%	6.4%	4.9%	11.3%	56.6%	43.4%
Health & Social Care Professionals	4.9%	0.1%	5.0%	2.6%	7.7%	65.5%	34.5%
Management & Administrative	3.2%	0.1%	3.3%	1.9%	5.1%	63.6%	36.4%
General Support	5.2%	0.2%	5.4%	4.3%	9.6%	55.9%	44.1%
Patient & Client Care	4.5%	0.2%	4.7%	4.3%	9.1%	52.2%	47.8%

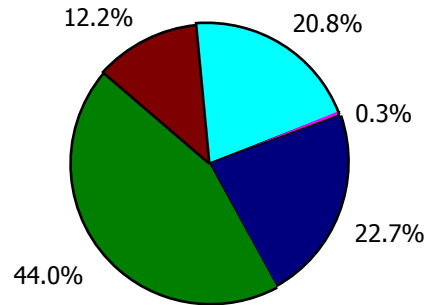
Health Service Absence Rate - by Care Group: Jan 2021	Certified absence	Self-certified absence	Non Covid-19 absence	Covid-19 absence	Total absence rate	% Non Covid-19 absence	% Covid-19 absence
<b>CHO 3</b>	<b>4.9%</b>	<b>0.2%</b>	<b>5.1%</b>	<b>3.9%</b>	<b>9.0%</b>	<b>56.5%</b>	<b>43.5%</b>
Community Health & Wellbeing	9.1%	0.0%	9.1%	0.0%	9.1%	100.0%	0.0%
Mental Health	5.4%	0.4%	5.8%	4.7%	10.5%	54.9%	45.1%
Primary Care	4.2%	0.1%	4.3%	1.9%	6.2%	69.8%	30.2%
Disabilities	4.1%	0.1%	4.2%	4.6%	8.8%	47.8%	52.2%
Older People	7.0%	0.4%	7.4%	3.6%	11.0%	67.0%	33.0%



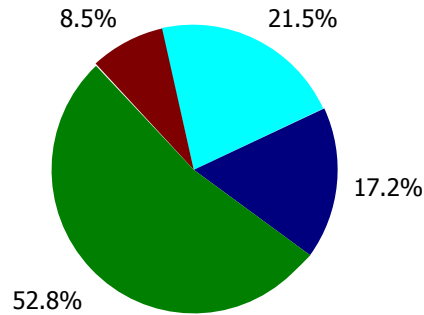
## January 2021

Health Service Absence Rate - by Care Group: Jan 2021	Medical & Dental	Nursing & Midwifery	Health & Social Care Professionals	Management & Administrative	General Support	Patient & Client Care	Certified absence	Self-certified absence	Non Covid-19 absence	Covid-19 absence	Total absence rate
<b>CHO 3</b>	<b>5.9%</b>	<b>11.3%</b>	<b>7.7%</b>	<b>5.1%</b>	<b>9.6%</b>	<b>9.1%</b>	<b>4.9%</b>	<b>0.2%</b>	<b>5.1%</b>	<b>3.9%</b>	<b>9.0%</b>
Community Health & Wellbeing		0.0%	51.3%	2.6%		0.0%	9.1%	0.0%	9.1%	0.0%	9.1%
Mental Health	4.5%	14.0%	3.7%	4.9%	11.6%	12.9%	5.4%	0.4%	5.8%	4.7%	10.5%
Primary Care	7.8%	6.8%	4.6%	6.0%	3.3%	6.9%	4.2%	0.1%	4.3%	1.9%	6.2%
Disabilities	0.0%	10.4%	9.9%	2.0%	8.6%	8.4%	4.1%	0.1%	4.2%	4.6%	8.8%
Older People	0.0%	11.9%	6.2%	6.9%	12.4%	11.3%	7.0%	0.4%	7.4%	3.6%	11.0%

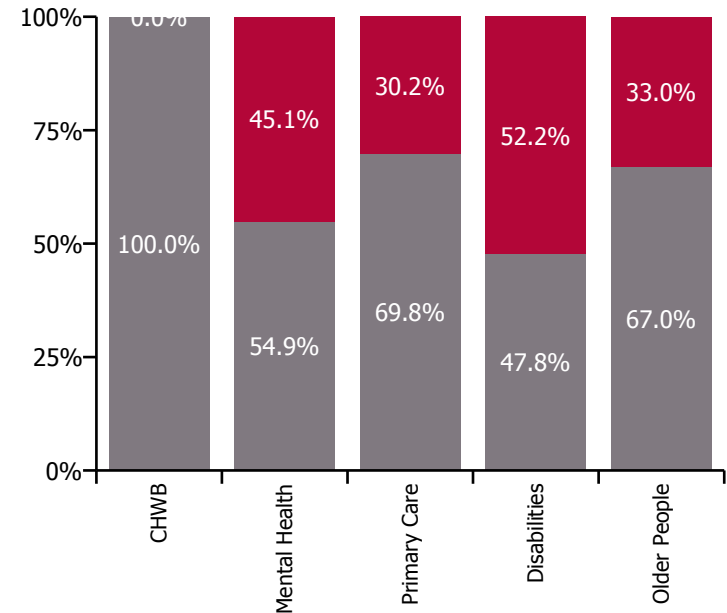
% of total lost hours



% of Covid-19 lost hours

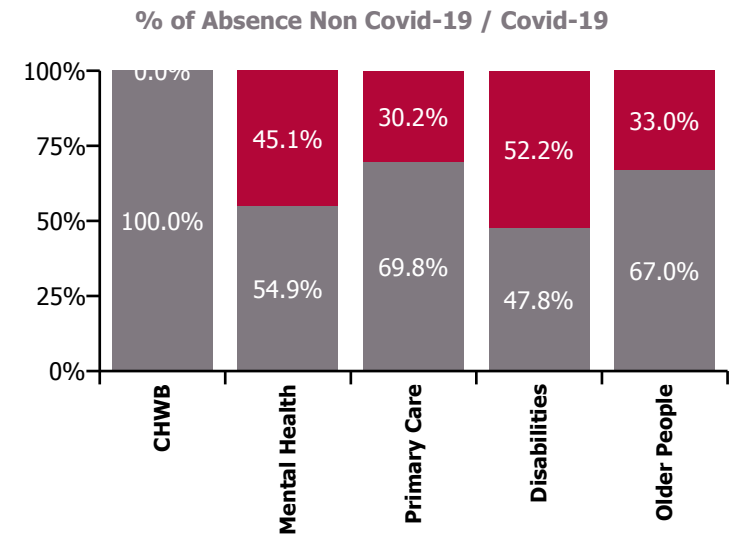
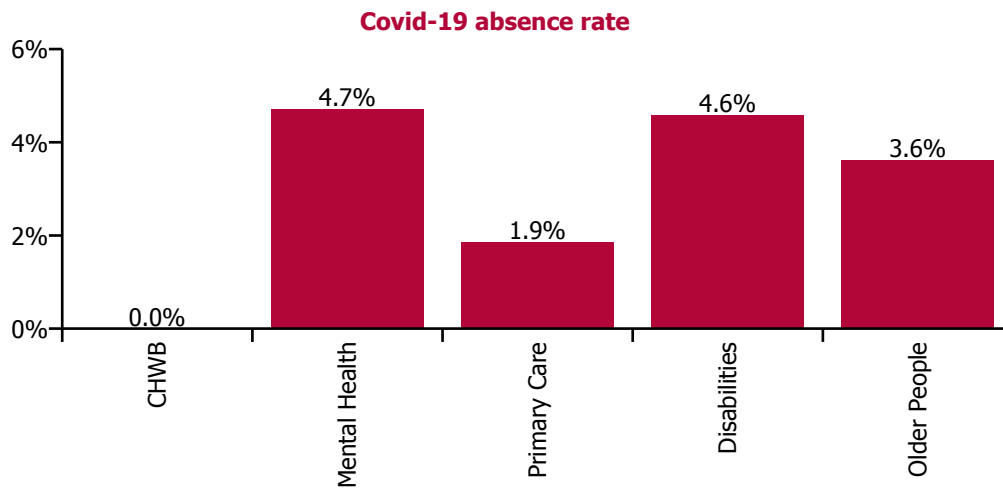


% of Absence Non Covid-19 / Covid-19



## January 2021

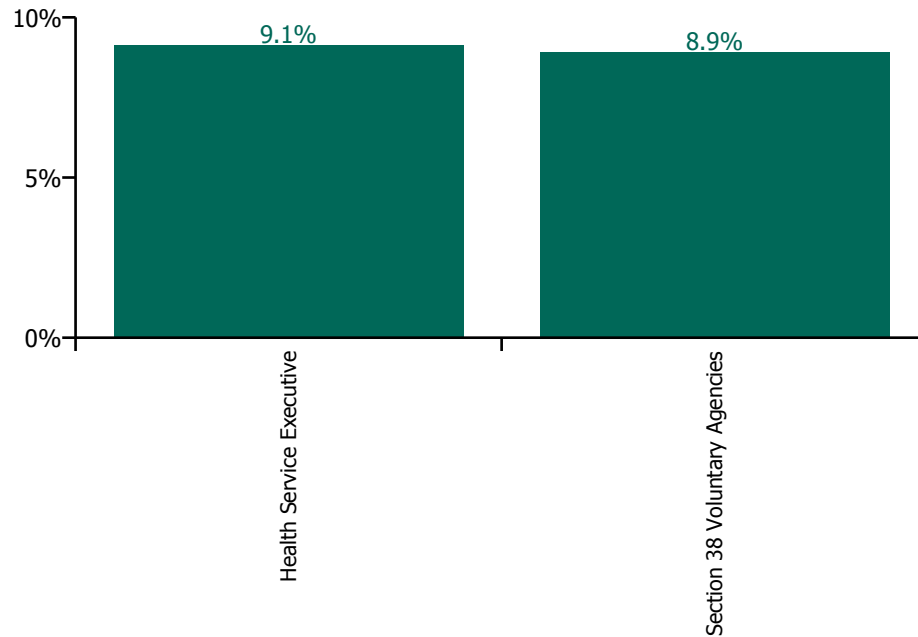
Health Service Covid-19 Absence Rate - by Staff Category & Care Group: Jan 2021	Medical & Dental	Nursing & Midwifery	Health & Social Care Professionals	Management & Administrative	General Support	Patient & Client Care	Covid-19 absence	Non Covid-19 absence	Total absence rate
<b>CHO 3</b>	<b>2.8%</b>	<b>4.9%</b>	<b>2.6%</b>	<b>5.1%</b>	<b>4.3%</b>	<b>4.3%</b>	<b>3.9%</b>	<b>5.1%</b>	<b>9.0%</b>
Community Health & Wellbeing		0.0%	0.0%	2.6%		0.0%	0.0%	9.1%	9.1%
Mental Health	3.1%	6.4%	1.0%	4.9%	6.4%	5.1%	4.7%	5.8%	10.5%
Primary Care	2.9%	2.7%	0.8%	6.0%	0.0%	2.2%	1.9%	4.3%	6.2%
Disabilities	0.0%	6.0%	3.9%	2.0%	4.9%	4.6%	4.6%	4.2%	8.8%
Older People	0.0%	2.9%	1.4%	6.9%	4.6%	4.2%	3.6%	7.4%	11.0%



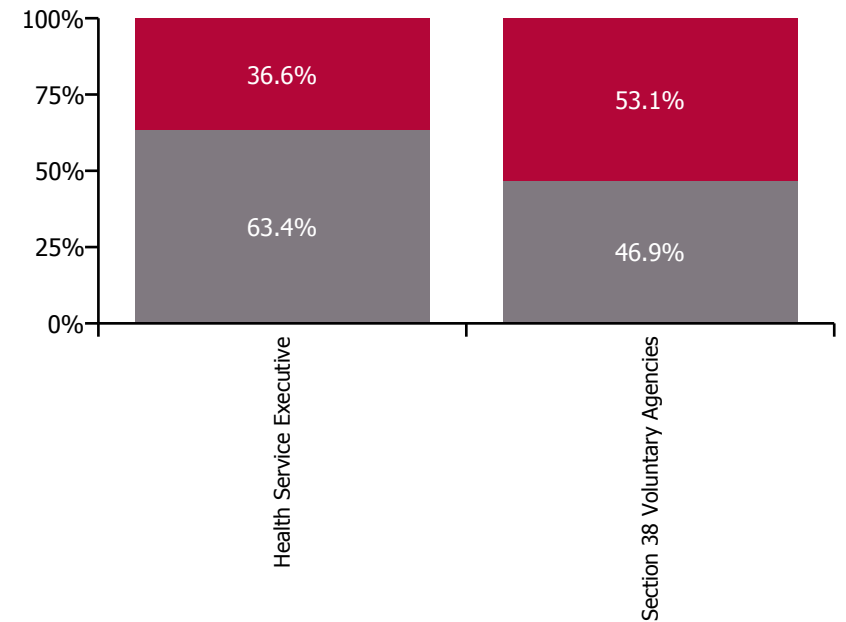
## January 2021

Health Service Absence Rate - by Care Group: Jan 2021	Medical & Dental	Nursing & Midwifery	Health & Social Care Professionals	Management & Administrative	General Support	Patient & Client Care	Certified absence	Self-certified absence	Non Covid-19 absence	Covid-19 absence	Total absence rate
<b>CHO 3</b>	<b>5.9%</b>	<b>11.3%</b>	<b>7.7%</b>	<b>5.1%</b>	<b>9.6%</b>	<b>9.1%</b>	<b>4.9%</b>	<b>0.2%</b>	<b>5.1%</b>	<b>3.9%</b>	<b>9.0%</b>
<b>Health Service Executive</b>	<b>5.9%</b>	<b>11.7%</b>	<b>4.5%</b>	<b>5.6%</b>	<b>10.5%</b>	<b>10.6%</b>	<b>5.5%</b>	<b>0.3%</b>	<b>5.8%</b>	<b>3.3%</b>	<b>9.1%</b>
Community Health & Wellbeing		0.0%	51.3%	2.6%		0.0%	9.1%	0.0%	9.1%	0.0%	9.1%
Mental Health	4.5%	14.0%	3.7%	4.9%	11.6%	12.9%	5.4%	0.4%	5.8%	4.7%	10.5%
Primary Care	7.8%	6.8%	4.6%	6.0%	3.3%	6.9%	4.2%	0.1%	4.3%	1.9%	6.2%
Disabilities			3.7%	2.8%	17.9%	14.9%	4.5%	0.0%	4.5%	2.5%	7.0%
Older People	0.0%	11.9%	6.2%	6.9%	12.4%	11.3%	7.0%	0.4%	7.4%	3.6%	11.0%
<b>Section 38 Voluntary Agencies</b>	<b>0.0%</b>	<b>10.4%</b>	<b>10.8%</b>	<b>1.6%</b>	<b>7.3%</b>	<b>8.2%</b>	<b>4.1%</b>	<b>0.1%</b>	<b>4.2%</b>	<b>4.7%</b>	<b>8.9%</b>

Total absence rate



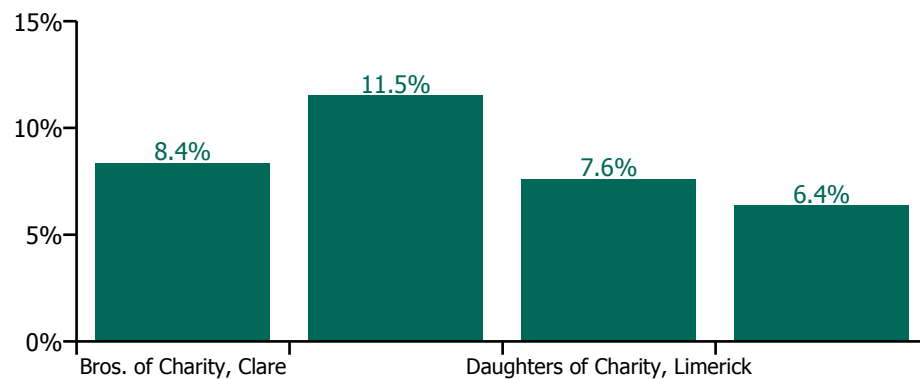
Non Covid-19 & Covid-19 Absence



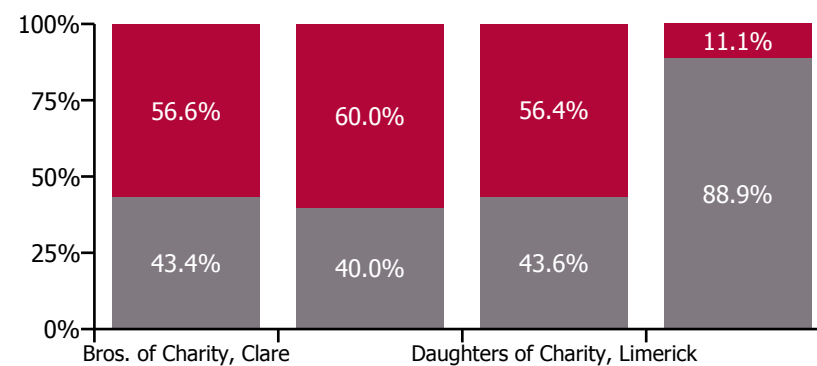
## January 2021

Health Service Absence Rate - by Care Group: Jan 2021	Medical & Dental	Nursing & Midwifery	Health & Social Care Professionals	Management & Administrative	General Support	Patient & Client Care	Certified absence	Self-certified absence	Non Covid-19 absence	Covid-19 absence	Total absence rate
<b>CHO 3</b>	<b>0.0%</b>	<b>10.4%</b>	<b>10.8%</b>	<b>1.6%</b>	<b>7.3%</b>	<b>8.2%</b>	<b>4.1%</b>	<b>0.1%</b>	<b>4.2%</b>	<b>4.7%</b>	<b>8.9%</b>
<b>Section 38 Voluntary Agencies</b>	<b>0.0%</b>	<b>10.4%</b>	<b>10.8%</b>	<b>1.6%</b>	<b>7.3%</b>	<b>8.2%</b>	<b>4.1%</b>	<b>0.1%</b>	<b>4.2%</b>	<b>4.7%</b>	<b>8.9%</b>
Bros. of Charity, Clare	0.0%	34.5%	11.5%	2.4%		7.3%	3.5%	0.2%	3.6%	4.7%	8.4%
Bros. of Charity, Limerick	0.0%	14.4%	9.2%	1.8%	8.6%	12.0%	4.5%	0.1%	4.6%	6.9%	11.5%
Daughters of Charity, Limerick		7.8%	10.4%	1.1%	7.1%	7.2%	3.2%	0.1%	3.3%	4.3%	7.6%
Daughters of Charity, Roscrea		10.3%	16.4%			4.3%	5.6%	0.1%	5.7%	0.7%	6.4%

**Total absence rate**



**Non Covid-19 & Covid-19 Absence**

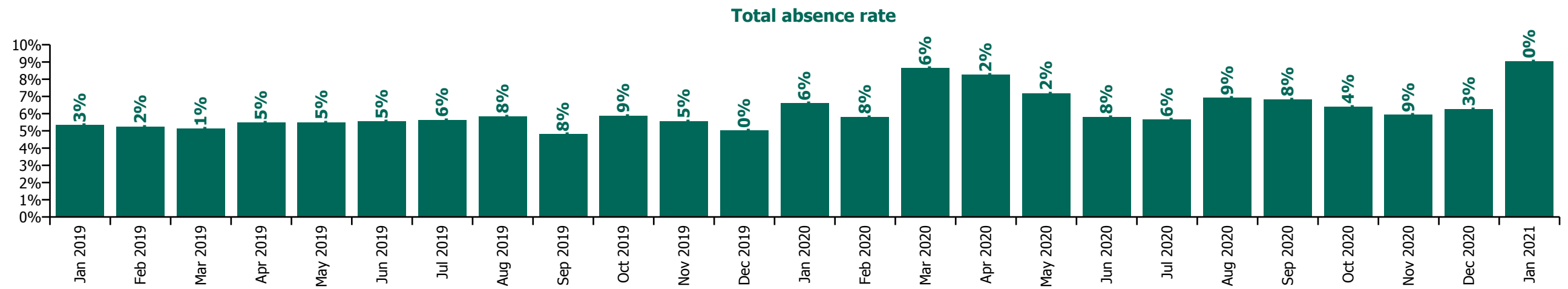
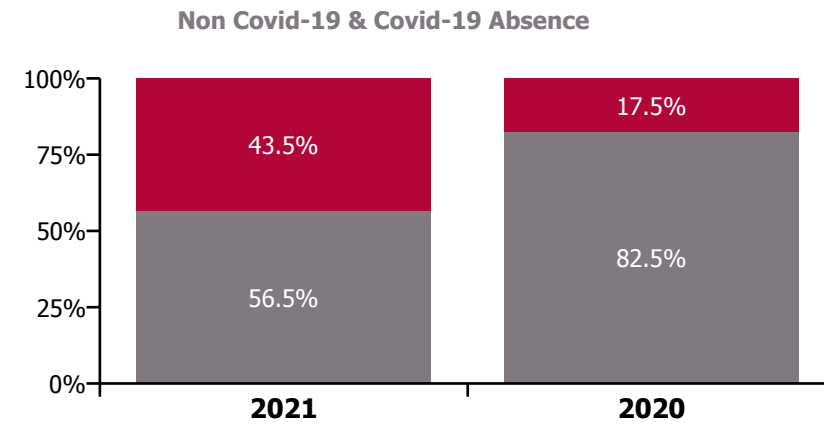
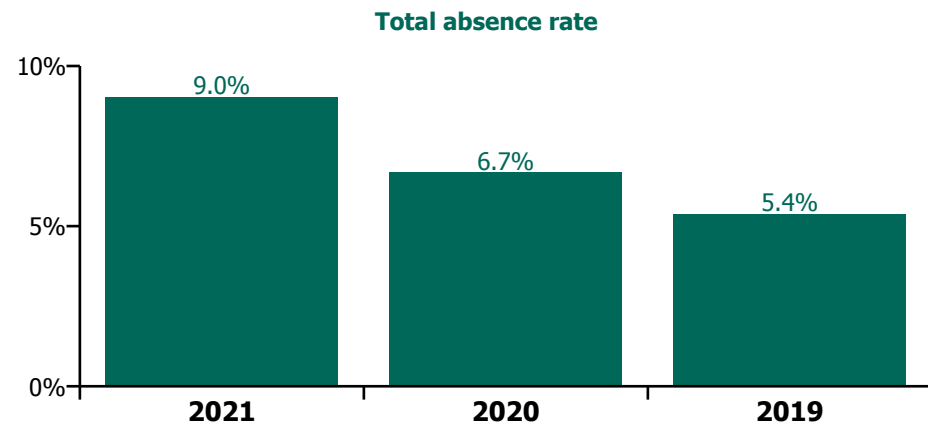


### CHO 3 by Staff Category

Year/ month	Medical & Dental	Nursing & Midwifery	Health & Social Care Professionals	Management & Administrative	General Support	Patient & Client Care	Certified absence	Self-certified absence	Non Covid-19 absence	Covid-19 absence	Total absence rate
<b>2021</b>	<b>5.9%</b>	<b>11.3%</b>	<b>7.7%</b>	<b>5.1%</b>	<b>9.6%</b>	<b>9.1%</b>	<b>4.9%</b>	<b>0.2%</b>	<b>5.1%</b>	<b>3.9%</b>	<b>9.0%</b>
Jan 2021	5.9%	11.3%	7.7%	5.1%	9.6%	9.1%	4.9%	0.2%	5.1%	3.9%	9.0%
<b>2020</b>	<b>4.6%</b>	<b>8.2%</b>	<b>4.4%</b>	<b>5.7%</b>	<b>7.7%</b>	<b>6.7%</b>	<b>5.2%</b>	<b>0.3%</b>	<b>5.5%</b>	<b>1.2%</b>	<b>6.7%</b>
Dec 2020	4.6%	7.8%	5.5%	4.2%	7.1%	5.9%	4.9%	0.2%	5.1%	1.1%	6.3%
Nov 2020	3.9%	7.4%	4.1%	4.0%	7.5%	6.0%	4.8%	0.2%	5.0%	0.9%	5.9%
Oct 2020	3.0%	8.3%	4.5%	4.2%	6.7%	6.5%	4.8%	0.3%	5.1%	1.3%	6.4%
Sep 2020	3.2%	8.2%	4.7%	6.1%	8.0%	7.0%	5.6%	0.3%	5.8%	1.0%	6.8%
Aug 2020	2.7%	8.0%	5.2%	6.5%	6.9%	7.2%	5.7%	0.3%	5.9%	1.0%	6.9%
Jul 2020	2.9%	6.8%	2.9%	4.3%	8.2%	6.2%	5.0%	0.2%	5.2%	0.4%	5.6%
Jun 2020	4.0%	7.2%	2.7%	4.7%	7.8%	6.1%	4.8%	0.2%	5.0%	0.8%	5.8%
May 2020	6.5%	9.7%	3.2%	5.4%	8.1%	7.1%	5.0%	0.2%	5.2%	2.0%	7.2%
Apr 2020	8.5%	10.5%	5.1%	7.5%	8.4%	7.8%	5.7%	0.1%	5.8%	2.4%	8.2%
Mar 2020	7.6%	10.2%	6.8%	8.1%	7.7%	8.4%	5.4%	0.3%	5.6%	3.0%	8.6%
Feb 2020	3.9%	6.6%	3.3%	6.3%	7.9%	5.9%	5.3%	0.5%	5.8%		5.8%
Jan 2020	3.8%	7.2%	4.5%	7.1%	8.3%	6.8%	6.1%	0.5%	6.6%		6.6%
<b>2019</b>	<b>4.4%</b>	<b>6.4%</b>	<b>4.0%</b>	<b>5.1%</b>	<b>7.5%</b>	<b>5.0%</b>	<b>4.9%</b>	<b>0.4%</b>	<b>5.4%</b>		<b>5.4%</b>
Dec 2019	6.4%	6.3%	4.8%	6.5%	8.3%	4.2%	4.6%	0.4%	5.0%		5.0%
Nov 2019	2.6%	6.3%	3.9%	5.4%	7.3%	5.7%	5.0%	0.5%	5.5%		5.5%
Oct 2019	4.4%	7.0%	4.5%	5.6%	7.5%	5.4%	5.4%	0.4%	5.9%		5.9%
Sep 2019	4.4%	6.1%	4.0%	4.1%	5.2%	4.1%	4.5%	0.4%	4.8%		4.8%
Aug 2019	6.2%	6.8%	4.1%	5.1%	6.8%	5.8%	5.4%	0.4%	5.8%		5.8%
Jul 2019	6.4%	6.5%	4.2%	4.7%	7.2%	5.4%	5.3%	0.4%	5.6%		5.6%
Jun 2019	4.9%	6.7%	3.8%	4.9%	7.8%	5.1%	5.1%	0.4%	5.5%		5.5%
May 2019	3.3%	7.1%	3.7%	4.7%	7.1%	5.0%	5.1%	0.4%	5.5%		5.5%
Apr 2019	5.2%	6.0%	3.4%	4.4%	8.7%	5.8%	5.1%	0.4%	5.5%		5.5%
Mar 2019	3.3%	6.0%	3.4%	4.5%	9.6%	4.7%	4.7%	0.4%	5.1%		5.1%
Feb 2019	3.9%	6.1%	3.9%	5.6%	7.8%	4.6%	4.7%	0.5%	5.2%		5.2%
Jan 2019	2.5%	6.1%	3.1%	5.6%	6.2%	5.7%	4.7%	0.7%	5.3%		5.3%
<b>2018</b>	<b>3.0%</b>	<b>6.4%</b>	<b>4.7%</b>	<b>5.2%</b>	<b>6.7%</b>	<b>6.0%</b>	<b>5.4%</b>	<b>0.4%</b>	<b>5.8%</b>		<b>5.8%</b>

CHO 3 by Care Group

Year/ month	CHWB	Mental Health	Primary Care	Disabilities	Older People	Health Service Executive	Disabilities	Section 38 Voluntary Agencies	Certified absence	Self-certified absence	Non Covid-19 absence	Covid-19 absence	Total absence rate
2021	9.1%	10.5%	6.2%	7.0%	11.0%	9.1%	8.9%	8.9%	4.9%	0.2%	5.1%	3.9%	9.0%
Jan 2021	9.1%	10.5%	6.2%	7.0%	11.0%	9.1%	8.9%	8.9%	4.9%	0.2%	5.1%	3.9%	9.0%
2020	7.8%	7.3%	5.6%	4.6%	10.5%	7.7%	5.2%	5.2%	5.2%	0.3%	5.5%	1.2%	6.7%
Dec 2020	12.0%	5.0%	5.1%	4.1%	12.2%	7.4%	4.7%	4.7%	4.9%	0.2%	5.1%	1.1%	6.3%
Nov 2020	9.4%	6.3%	4.3%	3.3%	9.6%	6.6%	5.0%	5.0%	4.8%	0.2%	5.0%	0.9%	5.9%
Oct 2020	8.3%	7.2%	4.1%	3.2%	10.4%	7.1%	5.4%	5.4%	4.8%	0.3%	5.1%	1.3%	6.4%
Sep 2020	6.9%	7.4%	4.5%	5.4%	12.8%	8.2%	5.0%	5.0%	5.6%	0.3%	5.8%	1.0%	6.8%
Aug 2020	4.2%	7.4%	5.5%	3.8%	10.6%	7.8%	5.8%	5.8%	5.7%	0.3%	5.9%	1.0%	6.9%
Jul 2020	3.5%	6.3%	4.3%	4.5%	10.4%	7.0%	3.8%	3.8%	5.0%	0.2%	5.2%	0.4%	5.6%
Jun 2020	3.2%	6.9%	4.1%	3.6%	8.7%	6.5%	4.8%	4.8%	4.8%	0.2%	5.0%	0.8%	5.8%
May 2020	11.8%	9.7%	5.1%	4.0%	9.3%	8.0%	6.0%	6.0%	5.0%	0.2%	5.2%	2.0%	7.2%
Apr 2020	16.9%	9.9%	8.2%	5.3%	11.6%	9.8%	6.0%	6.0%	5.7%	0.1%	5.8%	2.4%	8.2%
Mar 2020	10.5%	9.4%	9.3%	7.1%	11.5%	9.9%	6.8%	6.8%	5.4%	0.3%	5.6%	3.0%	8.6%
Feb 2020	2.4%	5.7%	5.7%	5.1%	9.4%	6.9%	4.3%	4.3%	5.3%	0.5%	5.8%		5.8%
Jan 2020	1.0%	6.3%	6.7%	6.4%	10.2%	7.7%	5.0%	5.0%	6.1%	0.5%	6.6%		6.6%
2019		5.9%	5.2%	5.2%	7.8%	6.3%	4.3%	4.3%	4.9%	0.4%	5.4%		5.4%
Dec 2019		6.6%	6.4%	5.8%	9.5%	7.5%	4.0%	4.0%	4.6%	0.4%	5.0%		5.0%
Nov 2019		5.3%	5.1%	4.6%	7.8%	6.0%	4.9%	4.9%	5.0%	0.5%	5.5%		5.5%
Oct 2019		5.6%	6.2%	3.3%	8.3%	6.5%	4.9%	4.9%	5.4%	0.4%	5.9%		5.9%
Sep 2019		5.4%	5.0%	4.8%	5.4%	5.3%	4.2%	4.2%	4.5%	0.4%	4.8%		4.8%
Aug 2019		6.7%	5.3%	7.2%	8.7%	7.0%	4.2%	4.2%	5.4%	0.4%	5.8%		5.8%
Jul 2019		6.6%	5.1%	5.3%	8.3%	6.7%	4.2%	4.2%	5.3%	0.4%	5.6%		5.6%
Jun 2019		6.3%	5.3%	5.2%	7.4%	6.3%	4.4%	4.4%	5.1%	0.4%	5.5%		5.5%
May 2019		6.3%	5.2%	4.6%	7.8%	6.4%	4.2%	4.2%	5.1%	0.4%	5.5%		5.5%
Apr 2019		5.8%	5.0%	4.8%	7.6%	6.1%	4.6%	4.6%	5.1%	0.4%	5.5%		5.5%
Mar 2019		6.1%	4.2%	4.8%	7.5%	5.9%	4.0%	4.0%	4.7%	0.4%	5.1%		5.1%
Feb 2019		5.5%	4.9%	6.5%	7.3%	5.9%	4.3%	4.3%	4.7%	0.5%	5.2%		5.2%
Jan 2019		4.2%	5.0%	6.3%	8.2%	5.9%	4.6%	4.6%	4.7%	0.7%	5.3%		5.3%





CHO 3 Section 38's

Year/ month	Bros. of Charity, Clare	Bros. of Charity, Limerick	Daughters of Charity, Limerick	Daughters of Charity, Roscrea	Section 38 Voluntary Agencies	Certified absence	Self- certified absence	Non Covid-19 absence	Covid-19 absence	Total absence rate
2021	8.4%	11.5%	7.6%	6.4%	8.9%	4.1%	0.1%	4.2%	4.7%	8.9%
Jan 2021	8.4%	11.5%	7.6%	6.4%	8.9%	4.1%	0.1%	4.2%	4.7%	8.9%
2020	4.4%	6.3%	5.0%	4.5%	5.2%	4.0%	0.2%	4.2%	1.0%	5.2%
Dec 2020	4.1%	6.2%	4.0%	4.0%	4.7%	3.6%	0.1%	3.7%	1.0%	4.7%
Nov 2020	4.7%	6.1%	4.1%	4.9%	5.0%	3.8%	0.2%	4.0%	1.0%	5.0%
Oct 2020	4.6%	7.9%	4.3%	3.7%	5.4%	3.7%	0.2%	3.8%	1.6%	5.4%
Sep 2020	3.2%	7.2%	4.9%	3.2%	5.0%	3.6%	0.1%	3.7%	1.3%	5.0%
Aug 2020	4.7%	7.4%	5.5%	4.5%	5.8%	4.3%	0.2%	4.5%	1.3%	5.8%
Jul 2020	3.9%	3.6%	4.7%	2.5%	3.8%	3.4%	0.2%	3.6%	0.3%	3.8%
Jun 2020	4.9%	5.6%	5.4%	2.2%	4.8%	3.6%	0.2%	3.8%	1.1%	4.8%
May 2020	4.9%	8.5%	5.2%	4.0%	6.0%	4.1%	0.1%	4.2%	1.8%	6.0%
Apr 2020	3.8%	5.4%	6.6%	8.3%	6.0%	5.1%	0.1%	5.2%	0.8%	6.0%
Mar 2020	5.1%	7.6%	6.7%	7.6%	6.8%	4.4%	0.2%	4.6%	2.2%	6.8%
Feb 2020	4.2%	3.9%	4.4%	5.1%	4.3%	4.0%	0.3%	4.3%		4.3%
Jan 2020	5.0%	5.5%	4.8%	4.5%	5.0%	4.6%	0.4%	5.0%		5.0%
2019	3.6%	5.6%	3.9%	4.5%	4.3%	4.0%	0.3%	4.3%		4.3%
Dec 2019	3.6%	5.8%	4.4%	4.8%	4.0%	3.7%	0.3%	4.0%		4.0%
Nov 2019	3.5%	5.7%	4.8%	5.1%	4.9%	4.6%	0.3%	4.9%		4.9%
Oct 2019	3.3%	5.8%	4.8%	5.5%	4.9%	4.6%	0.3%	4.9%		4.9%
Sep 2019	2.6%	5.7%	4.3%	3.1%	4.2%	3.9%	0.3%	4.2%		4.2%
Aug 2019	3.4%	5.5%	3.8%	3.9%	4.2%	4.0%	0.2%	4.2%		4.2%
Jul 2019	3.8%	6.1%	3.1%	4.0%	4.2%	4.0%	0.2%	4.2%		4.2%
Jun 2019	3.9%	5.8%	4.1%	3.5%	4.4%	4.1%	0.3%	4.4%		4.4%
May 2019	4.0%	5.3%	3.8%	3.7%	4.2%	3.9%	0.3%	4.2%		4.2%
Apr 2019	3.7%	5.8%	4.3%	4.2%	4.6%	4.3%	0.3%	4.6%		4.6%
Mar 2019	3.6%	4.7%	3.5%	4.4%	4.0%	3.8%	0.3%	4.0%		4.0%
Feb 2019	3.7%	5.1%	3.2%	5.3%	4.3%	3.8%	0.4%	4.3%		4.3%
Jan 2019	4.4%	5.6%	3.0%	5.9%	4.6%	3.7%	0.9%	4.6%		4.6%

