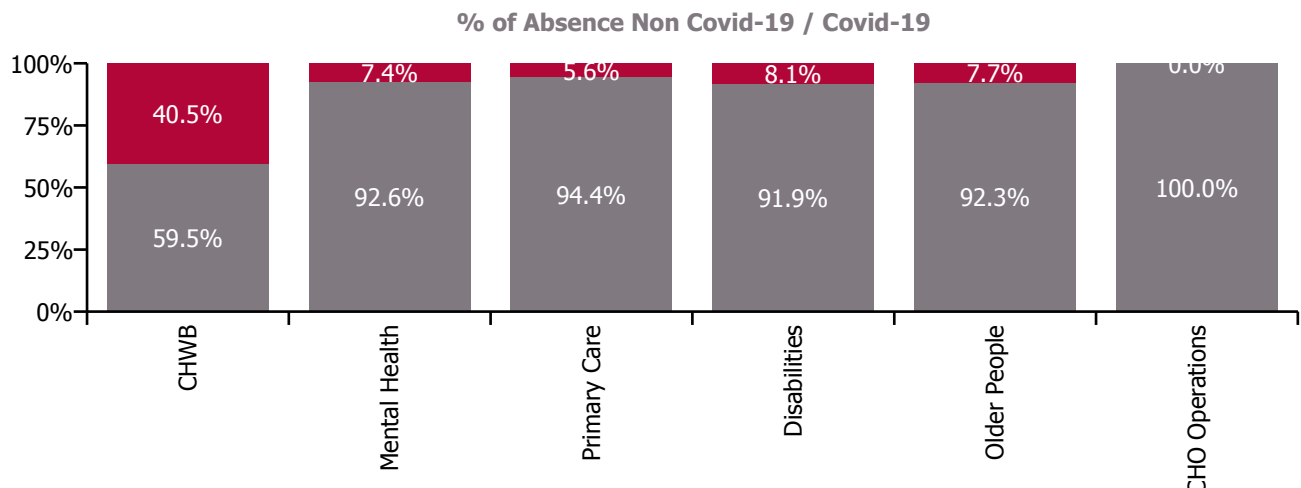
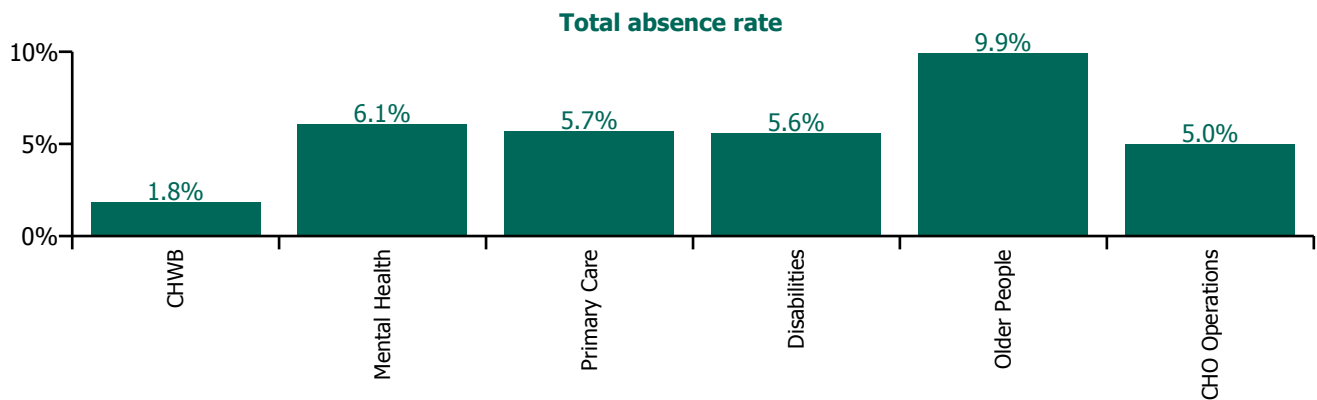


July 2023

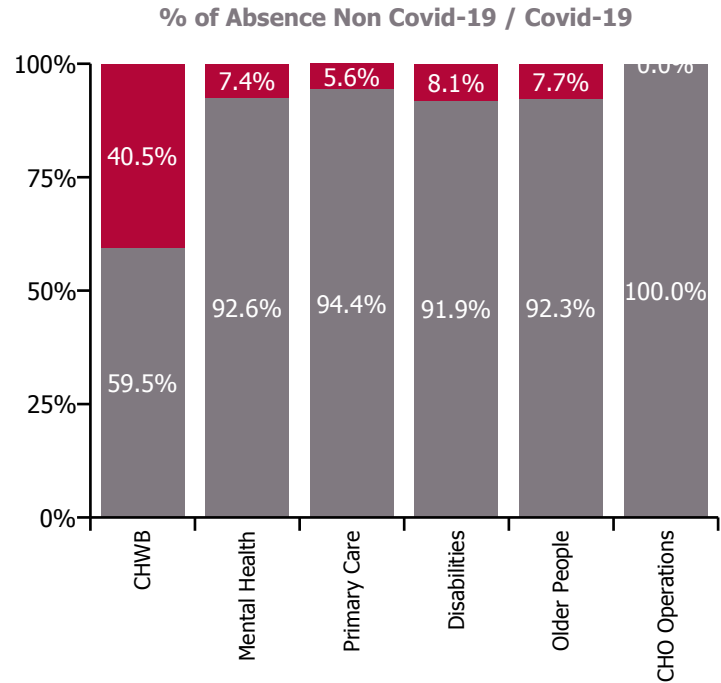
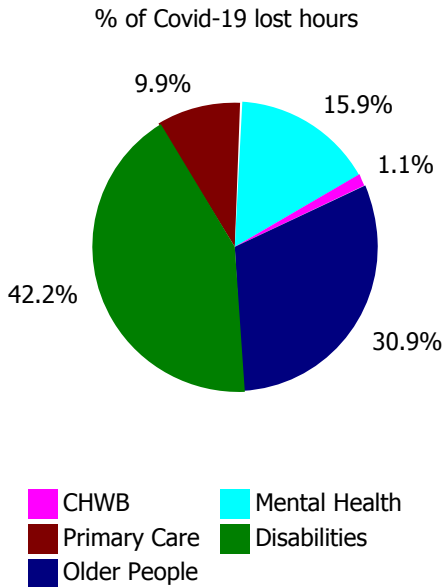
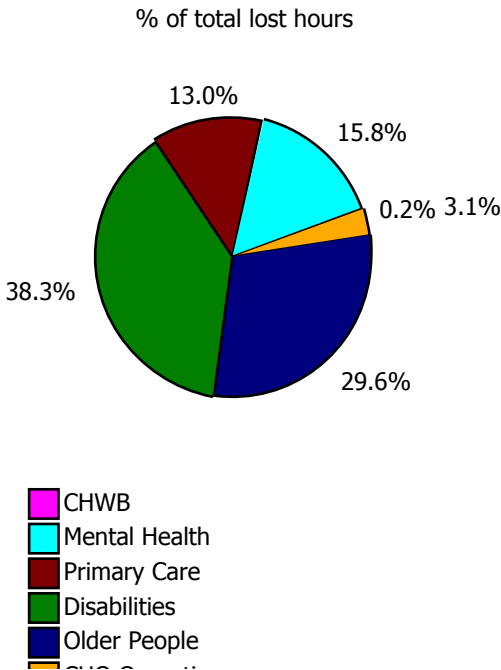
Health Service Absence Rate - by Staff Category: Jul 2023	Certified absence	Self-certified absence	Non Covid-19 absence	Covid-19 absence	Total absence rate	% Non Covid-19 absence	% Covid-19 absence
CHO 3	5.5%	0.4%	6.0%	0.5%	6.5%	92.6%	7.4%
Medical & Dental	2.8%	0.3%	3.1%	0.4%	3.5%	87.5%	12.5%
Nursing & Midwifery	6.7%	0.6%	7.3%	0.8%	8.1%	90.3%	9.7%
Health & Social Care Professionals	3.7%	0.3%	3.9%	0.3%	4.2%	93.2%	6.8%
Management & Administrative	4.6%	0.2%	4.9%	0.3%	5.1%	94.6%	5.4%
General Support	6.8%	0.3%	7.1%	0.2%	7.2%	97.8%	2.2%
Patient & Client Care	5.9%	0.5%	6.3%	0.4%	6.7%	93.6%	6.4%

Health Service Absence Rate - by Care Group: Jul 2023	Certified absence	Self-certified absence	Non Covid-19 absence	Covid-19 absence	Total absence rate	% Non Covid-19 absence	% Covid-19 absence
CHO 3	5.5%	0.4%	6.0%	0.5%	6.5%	92.6%	7.4%
CHO Operations	4.8%	0.1%	5.0%	0.0%	5.0%	100.0%	0.0%
Community Health & Wellbeing	0.7%	0.4%	1.1%	0.7%	1.8%	59.5%	40.5%
Mental Health	5.1%	0.5%	5.6%	0.4%	6.1%	92.6%	7.4%
Primary Care	5.1%	0.3%	5.3%	0.3%	5.7%	94.4%	5.6%
Disabilities	4.8%	0.4%	5.1%	0.5%	5.6%	91.9%	8.1%
Older People	8.4%	0.7%	9.1%	0.8%	9.9%	92.3%	7.7%



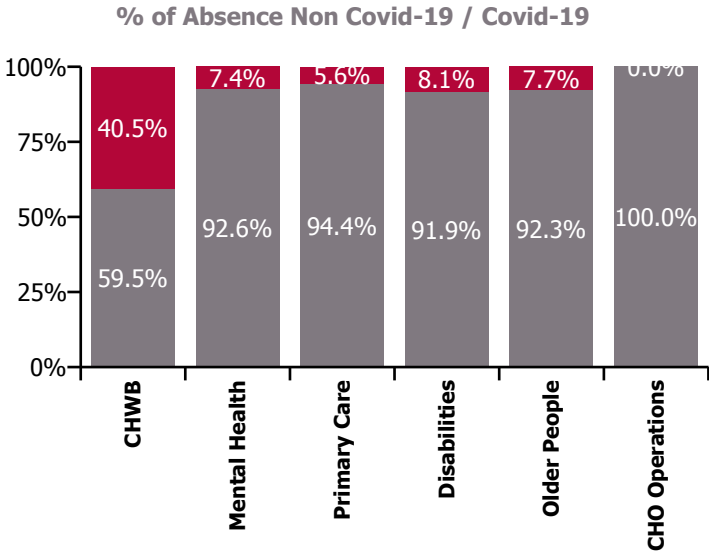
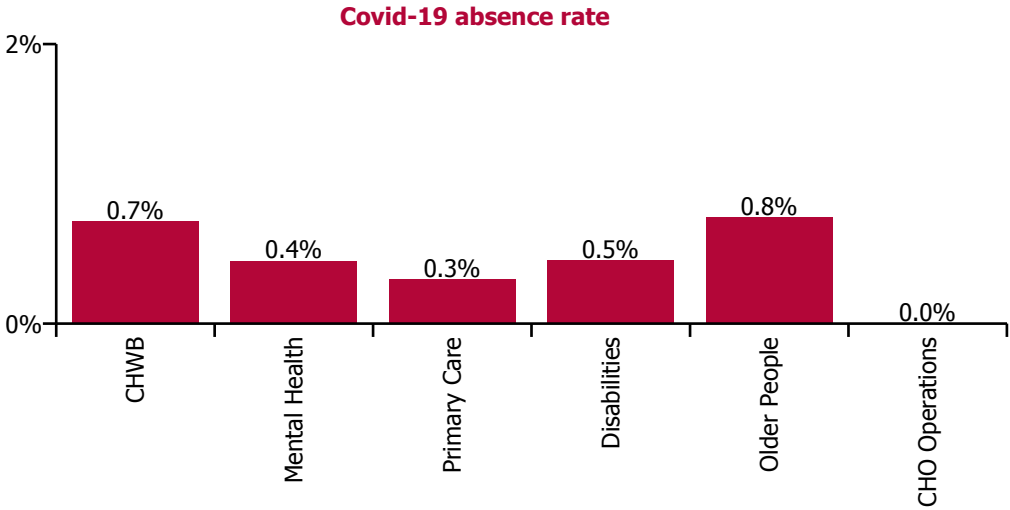
July 2023

Health Service Absence Rate - by Care Group: Jul 2023	Medical & Dental	Nursing & Midwifery	Health & Social Care Professionals	Management & Administrative	General Support	Patient & Client Care	Certified absence	Self-certified absence	Non Covid-19 absence	Covid-19 absence	Total absence rate
CHO 3	3.5%	8.1%	4.2%	5.1%	7.2%	6.7%	5.5%	0.4%	6.0%	0.5%	6.5%
CHO Operations		5.8%	12.9%	4.5%	4.1%	11.0%	4.8%	0.1%	5.0%	0.0%	5.0%
Community Health & Wellbeing		0.0%	0.0%	2.4%		1.9%	0.7%	0.4%	1.1%	0.7%	1.8%
Mental Health	2.4%	7.3%	2.9%	7.7%	7.8%	6.6%	5.1%	0.5%	5.6%	0.4%	6.1%
Primary Care	3.6%	7.9%	5.2%	5.4%	0.6%	4.2%	5.1%	0.3%	5.3%	0.3%	5.7%
Disabilities	0.0%	7.1%	3.8%	2.5%	6.9%	5.9%	4.8%	0.4%	5.1%	0.5%	5.6%
Older People	10.0%	10.3%	7.0%	8.6%	10.5%	10.0%	8.4%	0.7%	9.1%	0.8%	9.9%



July 2023

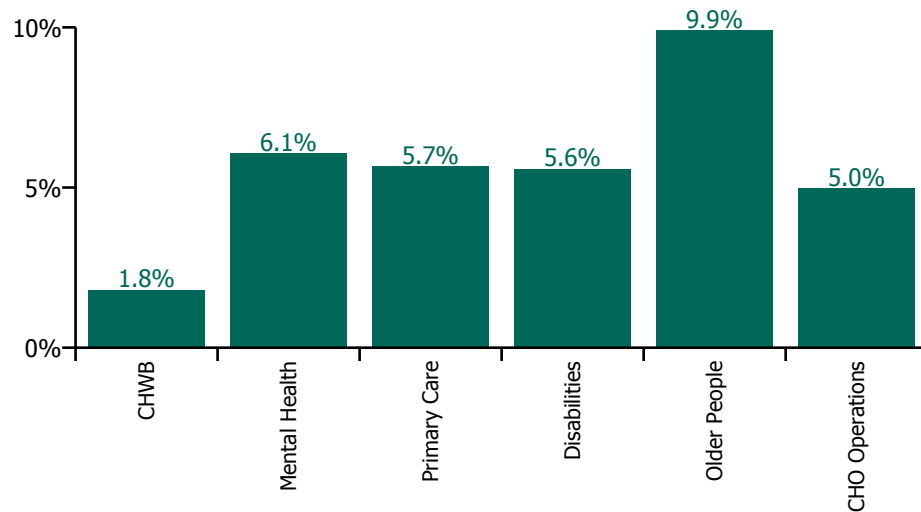
Health Service Covid-19 Absence Rate - by Staff Category & Care Group: Jul 2023	Medical & Dental	Nursing & Midwifery	Health & Social Care Professionals	Management & Administrative	General Support	Patient & Client Care	Covid-19 absence	Non Covid-19 absence	Total absence rate
CHO 3	0.4%	0.8%	0.3%	5.1%	0.2%	0.4%	0.5%	6.0%	6.5%
CHO Operations		0.0%	0.0%	4.5%	0.0%	0.0%	0.0%	5.0%	5.0%
Community Health & Wellbeing		0.0%	0.0%	2.4%		1.6%	0.7%	1.1%	1.8%
Mental Health	0.4%	0.7%	0.2%	7.7%	1.0%	0.0%	0.4%	5.6%	6.1%
Primary Care	0.6%	0.1%	0.6%	5.4%	0.0%	0.0%	0.3%	5.3%	5.7%
Disabilities	0.0%	0.9%	0.2%	2.5%	0.0%	0.4%	0.5%	5.1%	5.6%
Older People	0.0%	1.2%	0.0%	8.6%	0.0%	0.7%	0.8%	9.1%	9.9%



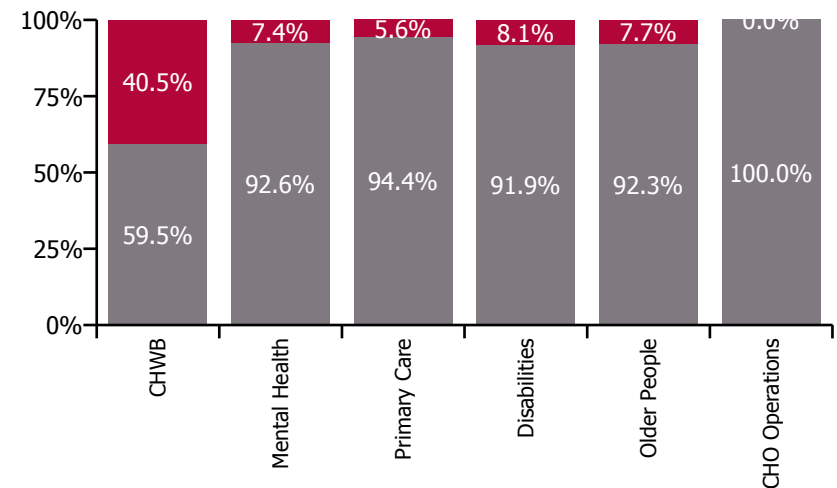
July 2023

Health Service Absence Rate - by Care Group: Jul 2023	Medical & Dental	Nursing & Midwifery	Health & Social Care Professionals	Management & Administrative	General Support	Patient & Client Care	Certified absence	Self-certified absence	Non Covid-19 absence	Covid-19 absence	Total absence rate
CHO 3	3.5%	8.1%	4.2%	5.1%	7.2%	6.7%	5.5%	0.4%	6.0%	0.5%	6.5%
Health Service Executive	3.5%	8.5%	4.4%	5.8%	7.0%	8.4%	6.1%	0.5%	6.5%	0.5%	7.0%
Community Health & Wellbeing		0.0%	0.0%	2.4%		1.9%	0.7%	0.4%	1.1%	0.7%	1.8%
Mental Health	2.4%	7.3%	2.9%	7.7%	7.8%	6.6%	5.1%	0.5%	5.6%	0.4%	6.1%
Primary Care	3.6%	7.9%	5.2%	5.4%	0.6%	4.2%	5.1%	0.3%	5.3%	0.3%	5.7%
Disabilities			0.3%	3.7%	0.0%	8.5%	3.5%	0.1%	3.6%	0.6%	4.2%
Older People	10.0%	10.3%	7.0%	8.6%	10.5%	10.0%	8.4%	0.7%	9.1%	0.8%	9.9%
CHO Operations		5.8%	12.9%	4.5%	4.1%	11.0%	4.8%	0.1%	5.0%	0.0%	5.0%
Section 38 Voluntary Agencies	0.0%	7.1%	4.0%	2.0%	7.8%	5.8%	4.8%	0.4%	5.2%	0.4%	5.7%

Total absence rate



Non Covid-19 & Covid-19 Absence



CHO 3 by Staff Category

Year/ month	Medical & Dental	Nursing & Midwifery	Health & Social Care Professionals	Management & Administrative	General Support	Patient & Client Care	Certified absence	Self-certified absence	Non Covid-19 absence	Covid-19 absence	Total absence rate
2023	3.4%	7.6%	4.6%	5.4%	6.1%	6.9%	5.5%	0.5%	5.9%	0.5%	6.4%
Jul 2023	3.5%	8.1%	4.2%	5.1%	7.2%	6.7%	5.5%	0.4%	6.0%	0.5%	6.5%
Jun 2023	3.7%	7.2%	3.6%	4.2%	8.4%	6.1%	5.1%	0.4%	5.5%	0.3%	5.8%
May 2023	3.5%	7.9%	3.9%	4.5%	6.7%	6.8%	5.4%	0.4%	5.8%	0.5%	6.2%
Apr 2023	3.5%	7.8%	4.4%	5.6%	6.1%	6.8%	5.6%	0.5%	6.0%	0.4%	6.4%
Mar 2023	4.2%	6.5%	5.2%	5.5%	4.7%	7.1%	5.3%	0.5%	5.8%	0.4%	6.2%
Feb 2023	2.5%	7.0%	4.3%	5.6%	4.6%	6.8%	5.1%	0.4%	5.6%	0.5%	6.0%
Jan 2023	2.7%	8.6%	6.5%	7.1%	5.1%	8.1%	6.2%	0.5%	6.8%	0.7%	7.5%
2022	5.6%	9.5%	6.1%	7.1%	7.2%	8.5%	5.4%	0.4%	5.8%	2.2%	8.1%
Dec 2022	3.7%	9.7%	6.7%	7.5%	6.5%	9.1%	6.7%	0.7%	7.4%	1.0%	8.4%
Nov 2022	4.7%	8.1%	5.3%	7.2%	6.6%	7.2%	5.8%	0.5%	6.3%	0.7%	7.0%
Oct 2022	3.5%	8.3%	4.3%	7.2%	6.3%	7.3%	5.5%	0.5%	6.0%	0.9%	6.9%
Sep 2022	3.0%	7.9%	3.9%	5.2%	5.8%	6.7%	5.2%	0.5%	5.6%	0.6%	6.2%
Aug 2022	3.2%	8.3%	4.7%	6.5%	4.6%	6.5%	5.4%	0.4%	5.8%	0.7%	6.5%
Jul 2022	4.7%	10.0%	6.8%	7.7%	6.3%	8.9%	5.8%	0.3%	6.1%	2.3%	8.5%
Jun 2022	6.0%	8.8%	5.2%	6.1%	7.0%	8.1%	5.1%	0.5%	5.6%	1.9%	7.5%
May 2022	5.6%	7.8%	3.9%	5.1%	7.1%	7.4%	5.0%	0.4%	5.4%	1.2%	6.6%
Apr 2022	7.8%	9.7%	8.0%	6.5%	9.3%	10.1%	5.7%	0.4%	6.0%	3.1%	9.1%
Mar 2022	8.2%	11.4%	8.2%	9.7%	9.1%	10.3%	4.9%	0.4%	5.4%	4.7%	10.1%
Feb 2022	8.8%	10.2%	6.6%	7.0%	6.5%	8.9%	4.9%	0.4%	5.2%	3.3%	8.5%
Jan 2022	9.0%	13.1%	10.1%	9.6%	11.3%	11.1%	5.1%	0.3%	5.4%	6.0%	11.4%
2021	3.8%	8.0%	5.4%	4.8%	6.6%	7.2%	5.0%	0.4%	5.4%	1.4%	6.7%
Dec 2021	4.9%	9.6%	8.4%	7.1%	6.4%	9.1%	5.5%	0.4%	5.9%	2.8%	8.6%
Nov 2021	3.1%	10.0%	6.8%	6.7%	6.0%	9.2%	5.3%	0.6%	5.9%	2.5%	8.4%
Oct 2021	3.7%	9.2%	5.6%	5.9%	7.1%	7.8%	5.4%	0.5%	5.9%	1.6%	7.5%
Sep 2021	7.7%	8.5%	4.6%	5.3%	7.7%	7.2%	5.6%	0.4%	6.0%	1.0%	7.0%
Aug 2021	6.2%	6.8%	5.1%	4.7%	5.1%	7.1%	5.2%	0.4%	5.6%	0.7%	6.3%
Jul 2021	4.6%	7.0%	4.5%	3.8%	5.3%	6.2%	5.0%	0.4%	5.3%	0.5%	5.8%
Jun 2021	1.8%	6.7%	4.9%	4.4%	5.9%	5.7%	4.7%	0.4%	5.1%	0.5%	5.6%
May 2021	1.1%	5.8%	4.2%	3.9%	7.2%	6.0%	4.4%	0.3%	4.8%	0.6%	5.4%
Apr 2021	2.3%	5.7%	3.7%	3.3%	6.9%	5.6%	4.2%	0.3%	4.5%	0.6%	5.1%

Mar 2021	1.7%	6.8%	4.4%	4.3%	4.9%	5.8%	4.5%	0.3%	4.8%	0.7%	5.5%
Feb 2021	2.2%	8.4%	5.2%	3.4%	6.9%	6.9%	4.9%	0.5%	5.4%	1.2%	6.5%
Jan 2021	5.9%	11.3%	7.7%	5.1%	9.6%	9.1%	4.9%	0.2%	5.1%	3.9%	9.0%
2020	4.6%	8.2%	4.4%	5.7%	7.7%	6.7%	5.2%	0.3%	5.5%	1.2%	6.7%
Dec 2020	4.6%	7.8%	5.5%	4.2%	7.1%	5.9%	4.9%	0.2%	5.1%	1.1%	6.3%
Nov 2020	3.9%	7.4%	4.1%	4.0%	7.5%	6.0%	4.8%	0.2%	5.0%	0.9%	5.9%
Oct 2020	3.0%	8.3%	4.5%	4.2%	6.7%	6.5%	4.8%	0.3%	5.1%	1.3%	6.4%
Sep 2020	3.2%	8.2%	4.7%	6.1%	8.0%	7.0%	5.6%	0.3%	5.8%	1.0%	6.8%
Aug 2020	2.7%	8.0%	5.2%	6.5%	6.9%	7.2%	5.7%	0.3%	5.9%	1.0%	6.9%
Jul 2020	2.9%	6.8%	2.9%	4.3%	8.2%	6.2%	5.0%	0.2%	5.2%	0.4%	5.6%
Jun 2020	4.0%	7.2%	2.7%	4.7%	7.8%	6.1%	4.8%	0.2%	5.0%	0.8%	5.8%
May 2020	6.5%	9.7%	3.2%	5.4%	8.1%	7.1%	5.0%	0.2%	5.2%	2.0%	7.2%
Apr 2020	8.5%	10.5%	5.1%	7.5%	8.4%	7.8%	5.7%	0.1%	5.8%	2.4%	8.2%
Mar 2020	7.6%	10.2%	6.8%	8.1%	7.7%	8.4%	5.4%	0.3%	5.6%	3.0%	8.6%
Feb 2020	3.9%	6.6%	3.3%	6.3%	7.9%	5.9%	5.3%	0.5%	5.8%		5.8%
Jan 2020	3.8%	7.2%	4.5%	7.1%	8.3%	6.8%	6.1%	0.5%	6.6%		6.6%

CHO 3 by Care Group

Year/ month	CHWB	Mental Health	Primary Care	Disabilities	Older People	CHO Operations	Health Service Executive	Disabilities	Section 38 Voluntary Agencies	Certified absence	Self-certified absence	Non Covid-19 absence	Covid-19 absence	Total absence rate
2023	3.5%	5.9%	5.6%	6.2%	10.2%	4.7%	7.1%	5.4%	5.4%	5.5%	0.5%	5.9%	0.5%	6.4%
Jul 2023	1.8%	6.1%	5.7%	4.2%	9.9%	5.0%	7.0%	5.7%	5.7%	5.5%	0.4%	6.0%	0.5%	6.5%
Jun 2023	4.9%	4.5%	4.8%	6.5%	9.3%	5.0%	6.3%	5.2%	5.2%	5.1%	0.4%	5.5%	0.3%	5.8%
May 2023	1.9%	5.5%	5.1%	8.3%	10.0%	4.2%	6.8%	5.4%	5.4%	5.4%	0.4%	5.8%	0.5%	6.2%
Apr 2023	1.8%	6.1%	5.6%	4.2%	9.9%	5.0%	7.0%	5.6%	5.6%	5.6%	0.5%	6.0%	0.4%	6.4%
Mar 2023	0.3%	6.5%	5.3%	5.3%	10.4%	3.6%	7.1%	4.9%	4.9%	5.3%	0.5%	5.8%	0.4%	6.2%
Feb 2023	7.4%	5.1%	5.8%	7.4%	10.0%	3.8%	6.9%	4.9%	4.9%	5.1%	0.4%	5.6%	0.5%	6.0%
Jan 2023	6.4%	7.2%	6.7%	7.0%	11.8%	6.1%	8.4%	6.1%	6.1%	6.2%	0.5%	6.8%	0.7%	7.5%
2022	6.6%	8.8%	7.8%	7.0%	10.9%	7.0%	9.1%	6.6%	6.6%	5.4%	0.4%	5.8%	2.2%	8.1%
Dec 2022	8.0%	8.9%	7.1%	5.8%	12.5%	8.6%	9.5%	6.8%	6.8%	6.7%	0.7%	7.4%	1.0%	8.4%
Nov 2022	3.0%	7.2%	7.2%	5.0%	10.6%	6.7%	8.1%	5.4%	5.4%	5.8%	0.5%	6.3%	0.7%	7.0%
Oct 2022	4.5%	6.7%	7.6%	8.1%	9.8%	6.0%	8.0%	5.4%	5.4%	5.5%	0.5%	6.0%	0.9%	6.9%
Sep 2022	1.5%	7.1%	6.1%	6.7%	8.7%		7.2%	4.8%	4.8%	5.2%	0.5%	5.6%	0.6%	6.2%
Aug 2022	8.0%	7.8%	7.3%	6.0%	8.7%		7.9%	4.6%	4.6%	5.4%	0.4%	5.8%	0.7%	6.5%
Jul 2022	9.8%	9.2%	8.7%	6.0%	10.9%		9.5%	7.1%	7.1%	5.8%	0.3%	6.1%	2.3%	8.5%
Jun 2022	6.1%	8.6%	7.7%	6.1%	10.5%		8.8%	5.6%	5.6%	5.1%	0.5%	5.6%	1.9%	7.5%
May 2022	6.0%	7.1%	5.9%	5.0%	9.6%		7.4%	5.4%	5.4%	5.0%	0.4%	5.4%	1.2%	6.6%
Apr 2022	6.0%	9.0%	7.9%	5.7%	12.2%		9.5%	8.5%	8.5%	5.7%	0.4%	6.0%	3.1%	9.1%
Mar 2022	7.7%	11.8%	9.7%	10.5%	12.8%		11.3%	8.3%	8.3%	4.9%	0.4%	5.4%	4.7%	10.1%
Feb 2022	11.9%	9.4%	7.3%	7.9%	10.9%		9.1%	7.7%	7.7%	4.9%	0.4%	5.2%	3.3%	8.5%
Jan 2022	10.0%	12.7%	11.4%	10.8%	14.0%		12.6%	9.7%	9.7%	5.1%	0.3%	5.4%	6.0%	11.4%
2021	2.2%	7.2%	5.6%	6.0%	10.1%		7.5%	5.7%	5.7%	5.0%	0.4%	5.4%	1.4%	6.7%
Dec 2021	3.1%	9.3%	8.5%	6.2%	10.5%		9.3%	7.8%	7.8%	5.5%	0.4%	5.9%	2.8%	8.6%
Nov 2021	1.3%	7.6%	7.7%	7.6%	11.6%		8.9%	7.6%	7.6%	5.3%	0.6%	5.9%	2.5%	8.4%
Oct 2021	1.3%	7.0%	6.5%	8.1%	11.7%		8.4%	6.3%	6.3%	5.4%	0.5%	5.9%	1.6%	7.5%
Sep 2021	1.3%	8.3%	6.4%	6.4%	10.4%		8.2%	5.3%	5.3%	5.6%	0.4%	6.0%	1.0%	7.0%
Aug 2021	2.8%	7.2%	5.6%	7.4%	9.9%		7.6%	4.6%	4.6%	5.2%	0.4%	5.6%	0.7%	6.3%
Jul 2021	1.5%	7.2%	5.1%	6.0%	9.6%		7.2%	3.9%	3.9%	5.0%	0.4%	5.3%	0.5%	5.8%
Jun 2021	2.0%	6.3%	4.8%	4.1%	8.7%		6.4%	4.5%	4.5%	4.7%	0.4%	5.1%	0.5%	5.6%
May 2021	1.9%	4.9%	4.5%	3.7%	8.1%		5.8%	4.8%	4.8%	4.4%	0.3%	4.8%	0.6%	5.4%
Apr 2021		5.1%	3.8%	4.5%	9.1%		5.9%	3.9%	3.9%	4.2%	0.3%	4.5%	0.6%	5.1%
Mar 2021	0.3%	6.3%	3.1%	4.8%	9.7%		6.3%	4.4%	4.4%	4.5%	0.3%	4.8%	0.7%	5.5%
Feb 2021	3.9%	6.7%	4.1%	6.0%	10.6%		7.0%	5.9%	5.9%	4.9%	0.5%	5.4%	1.2%	6.5%
Jan 2021	9.1%	10.5%	6.2%	7.0%	11.0%		9.1%	8.9%	8.9%	4.9%	0.2%	5.1%	3.9%	9.0%
2020	7.8%	7.3%	5.6%	4.6%	10.5%		7.7%	5.2%	5.2%	5.2%	0.3%	5.5%	1.2%	6.7%
Dec 2020	12.0%	5.0%	5.1%	4.1%	12.2%		7.4%	4.7%	4.7%	4.9%	0.2%	5.1%	1.1%	6.3%
Nov 2020	9.4%	6.3%	4.3%	3.3%	9.6%		6.6%	5.0%	5.0%	4.8%	0.2%	5.0%	0.9%	5.9%
Oct 2020	8.3%	7.2%	4.1%	3.2%	10.4%		7.1%	5.4%	5.4%	4.8%	0.3%	5.1%	1.3%	6.4%
Sep 2020	6.9%	7.4%	4.5%	5.4%	12.8%		8.2%	5.0%	5.0%	5.6%	0.3%	5.8%	1.0%	6.8%
Aug 2020	4.2%	7.4%	5.5%	3.8%	10.6%		7.8%	5.8%	5.8%	5.7%	0.3%	5.9%	1.0%	6.9%
Jul 2020	3.5%	6.3%	4.3%	4.5%	10.4%		7.0%	3.8%	3.8%	5.0%	0.2%	5.2%	0.4%	5.6%
Jun 2020	3.2%	6.9%	4.1%	3.6%	8.7%		6.5%	4.8%	4.8%	4.8%	0.2%	5.0%	0.8%	5.8%
May 2020	11.8%	9.7%	5.1%	4.0%	9.3%		8.0%	6.0%	6.0%	5.0%	0.2%	5.2%	2.0%	7.2%
Apr 2020	16.9%	9.9%	8.2%	5.3%	11.6%		9.8%	6.0%	6.0%	5.7%	0.1%	5.8%	2.4%	8.2%
Mar 2020	10.5%	9.4%	9.3%	7.1%	11.5%		9.9%	6.8%	6.8%	5.4%	0.3%	5.6%	3.0%	8.6%
Feb 2020	2.4%	5.7%	5.7%	5.1%	9.4%		6.9%	4.3%	4.3%	5.3%	0.5%	5.8%		5.8%
Jan 2020	1.0%	6.3%	6.7%	6.4%	10.2%		7.7%	5.0%	5.0%	6.1%	0.5%	6.6%		6.6%

