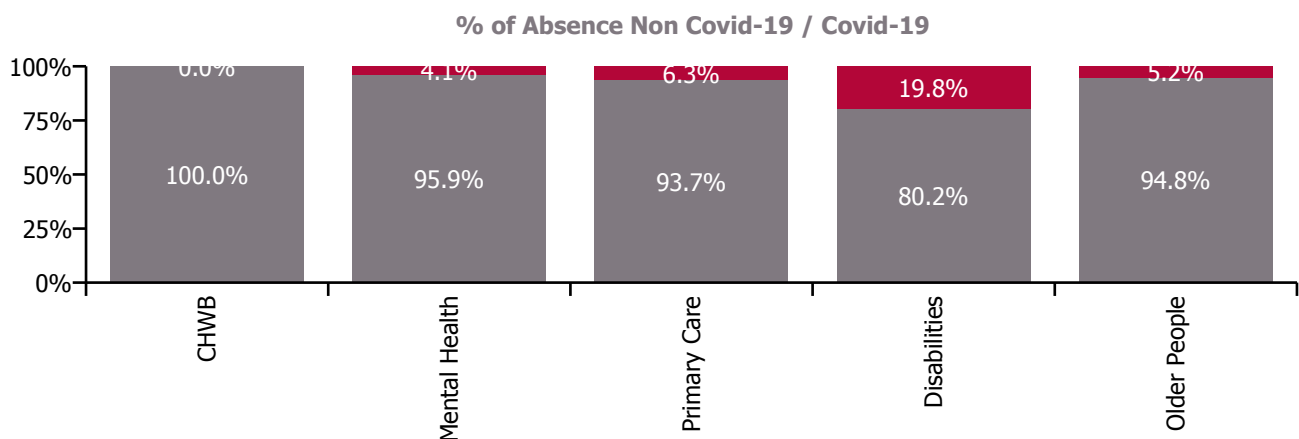
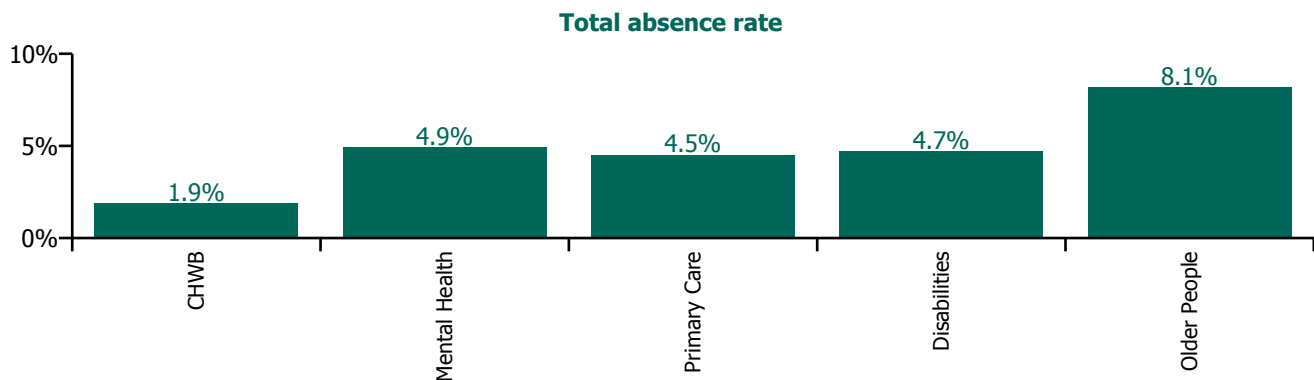


## May 2021

Health Service Absence Rate - by Staff Category: May 2021	Certified absence	Self-certified absence	Non Covid-19 absence	Covid-19 absence	Total absence rate	% Non Covid-19 absence	% Covid-19 absence
<b>CHO 3</b>	<b>4.4%</b>	<b>0.3%</b>	<b>4.8%</b>	<b>0.6%</b>	<b>5.4%</b>	<b>89.2%</b>	<b>10.8%</b>
Medical & Dental	0.9%	0.2%	1.1%	0.0%	1.1%	100.0%	0.0%
Nursing & Midwifery	4.8%	0.5%	5.3%	0.5%	5.8%	91.6%	8.4%
Health & Social Care Professionals	3.5%	0.2%	3.7%	0.6%	4.2%	86.6%	13.4%
Management & Administrative	3.6%	0.1%	3.7%	0.2%	3.9%	95.7%	4.3%
General Support	5.8%	0.3%	6.0%	1.1%	7.2%	84.2%	15.8%
Patient & Client Care	4.9%	0.3%	5.2%	0.8%	6.0%	87.4%	12.6%

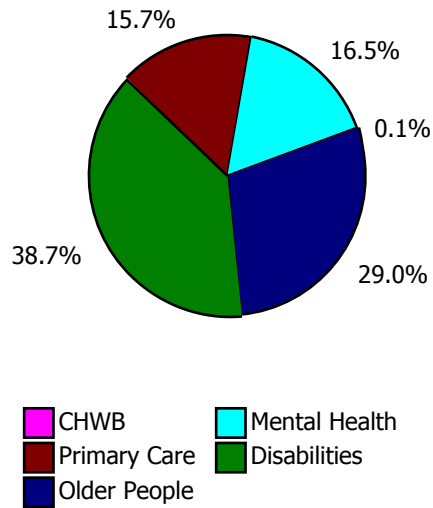
Health Service Absence Rate - by Care Group: May 2021	Certified absence	Self-certified absence	Non Covid-19 absence	Covid-19 absence	Total absence rate	% Non Covid-19 absence	% Covid-19 absence
<b>CHO 3</b>	<b>4.4%</b>	<b>0.3%</b>	<b>4.8%</b>	<b>0.6%</b>	<b>5.4%</b>	<b>89.2%</b>	<b>10.8%</b>
Community Health & Wellbeing	1.5%	0.3%	1.9%	0.0%	1.9%	100.0%	0.0%
Mental Health	4.3%	0.4%	4.7%	0.2%	4.9%	95.9%	4.1%
Primary Care	4.0%	0.3%	4.2%	0.3%	4.5%	93.7%	6.3%
Disabilities	3.5%	0.3%	3.8%	0.9%	4.7%	80.2%	19.8%
Older People	7.2%	0.5%	7.7%	0.4%	8.1%	94.8%	5.2%



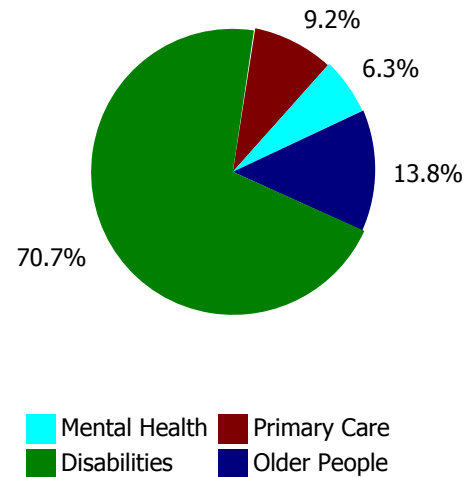
## May 2021

Health Service Absence Rate - by Care Group: May 2021	Medical & Dental	Nursing & Midwifery	Health & Social Care Professionals	Management & Administrative	General Support	Patient & Client Care	Certified absence	Self-certified absence	Non Covid-19 absence	Covid-19 absence	Total absence rate
<b>CHO 3</b>	<b>1.1%</b>	<b>5.8%</b>	<b>4.2%</b>	<b>3.9%</b>	<b>7.2%</b>	<b>6.0%</b>	<b>4.4%</b>	<b>0.3%</b>	<b>4.8%</b>	<b>0.6%</b>	<b>5.4%</b>
Community Health & Wellbeing		0.0%	0.0%	2.8%		0.0%	1.5%	0.3%	1.9%	0.0%	1.9%
Mental Health	0.2%	6.4%	2.9%	4.7%	0.1%	7.0%	4.3%	0.4%	4.7%	0.2%	4.9%
Primary Care	2.2%	4.5%	4.7%	4.5%	8.4%	4.4%	4.0%	0.3%	4.2%	0.3%	4.5%
Disabilities	0.0%	4.3%	4.9%	0.9%	7.5%	5.0%	3.5%	0.3%	3.8%	0.9%	4.7%
Older People	0.0%	7.7%	2.1%	5.4%	9.7%	9.5%	7.2%	0.5%	7.7%	0.4%	8.1%

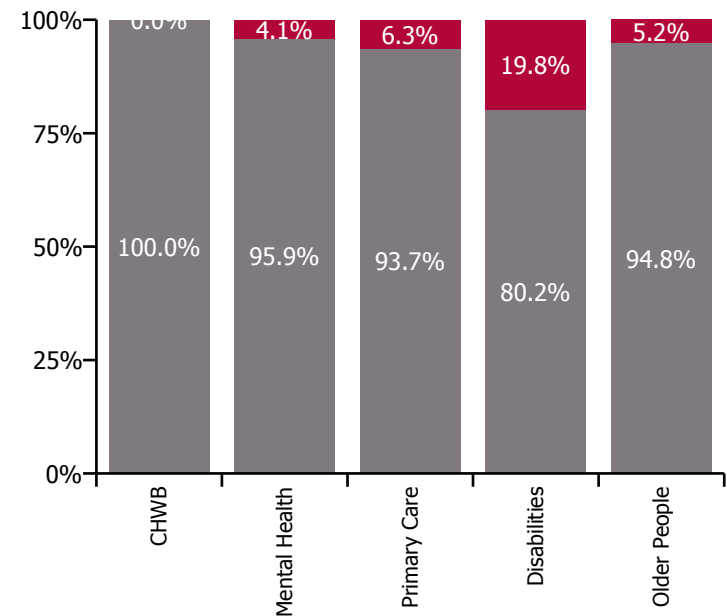
% of total lost hours



% of Covid-19 lost hours

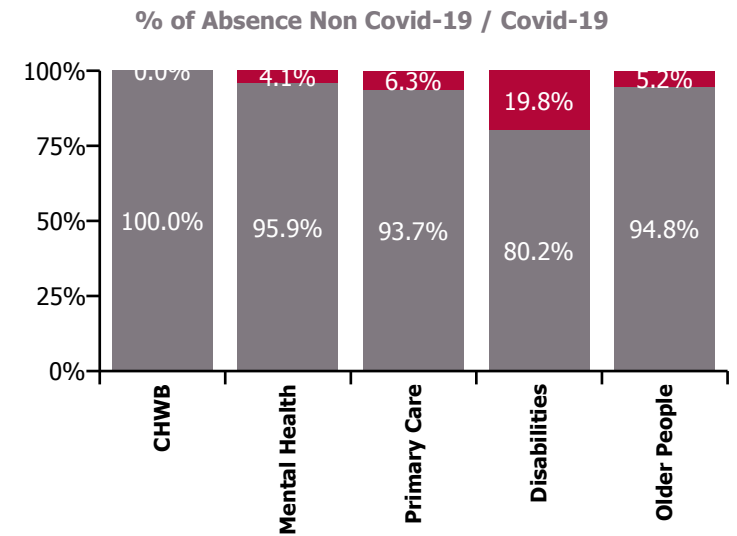
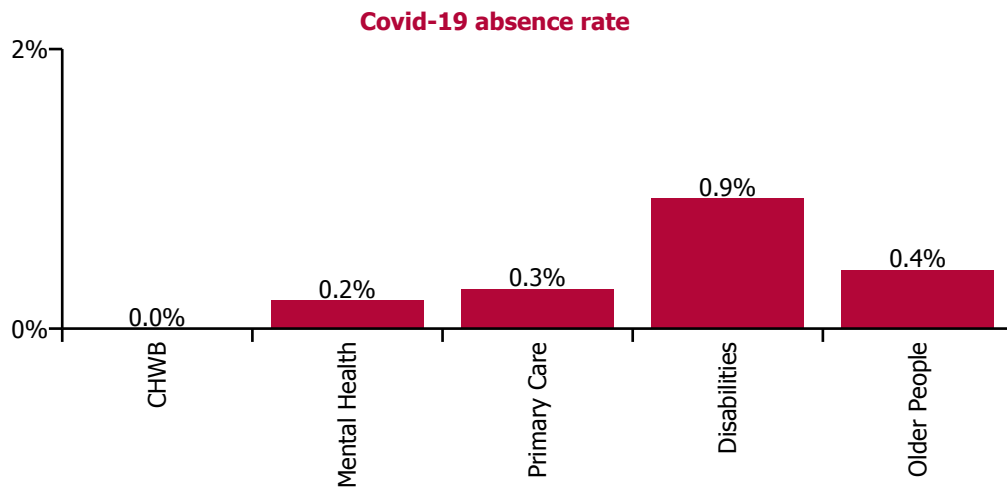


% of Absence Non Covid-19 / Covid-19



## May 2021

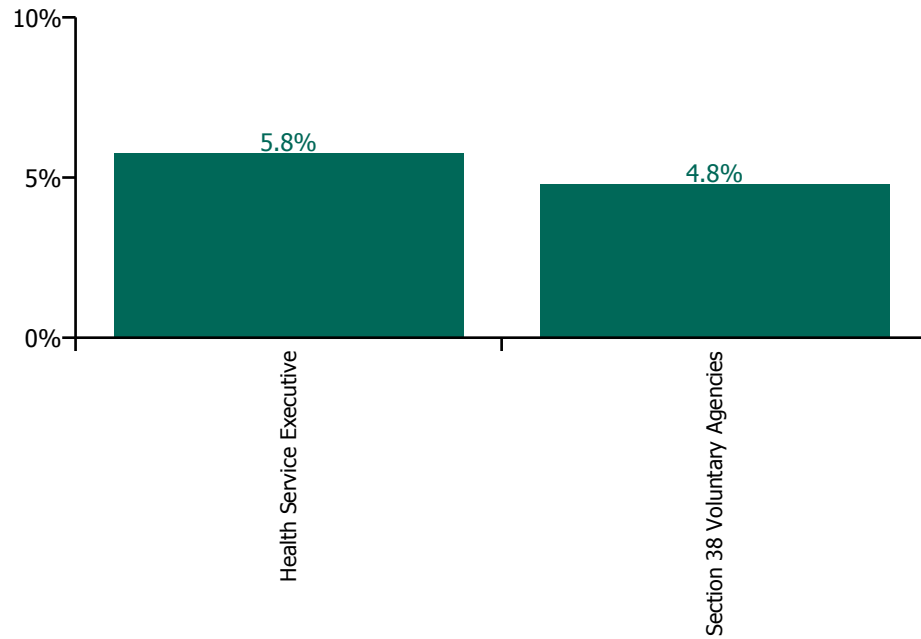
Health Service Covid-19 Absence Rate - by Staff Category & Care Group: May 2021	Medical & Dental	Nursing & Midwifery	Health & Social Care Professionals	Management & Administrative	General Support	Patient & Client Care	Covid-19 absence	Non Covid-19 absence	Total absence rate
<b>CHO 3</b>	<b>0.0%</b>	<b>0.5%</b>	<b>0.6%</b>	<b>3.9%</b>	<b>1.1%</b>	<b>0.8%</b>	<b>0.6%</b>	<b>4.8%</b>	<b>5.4%</b>
Community Health & Wellbeing		0.0%	0.0%	2.8%		0.0%	0.0%	1.9%	1.9%
Mental Health	0.0%	0.3%	0.0%	4.7%	0.0%	0.3%	0.2%	4.7%	4.9%
Primary Care	0.0%	0.1%	0.7%	4.5%	0.9%	0.2%	0.3%	4.2%	4.5%
Disabilities	0.0%	0.8%	0.8%	0.9%	2.4%	1.0%	0.9%	3.8%	4.7%
Older People	0.0%	0.6%	0.0%	5.4%	0.6%	0.4%	0.4%	7.7%	8.1%



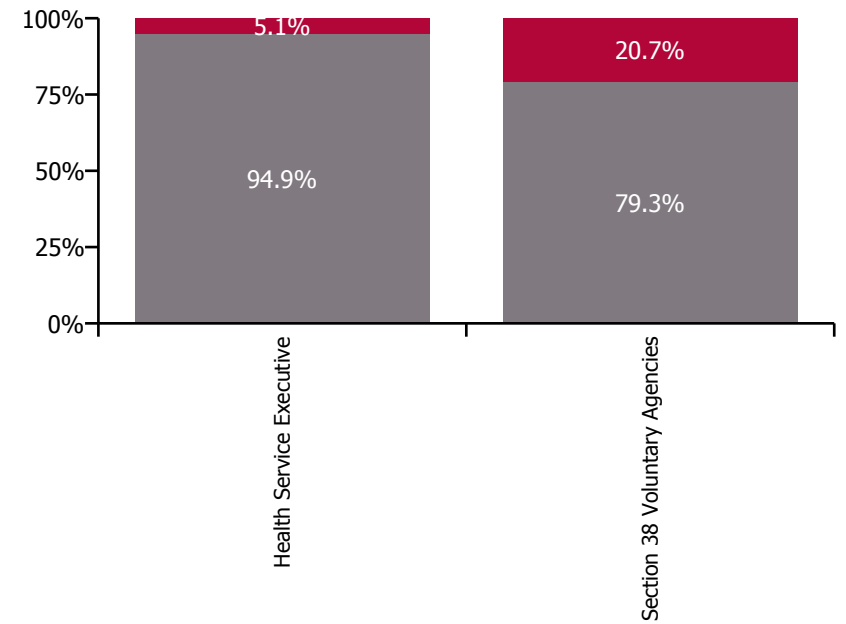
## May 2021

Health Service Absence Rate - by Care Group: May 2021	Medical & Dental	Nursing & Midwifery	Health & Social Care Professionals	Management & Administrative	General Support	Patient & Client Care	Certified absence	Self-certified absence	Non Covid-19 absence	Covid-19 absence	Total absence rate
<b>CHO 3</b>	<b>1.1%</b>	<b>5.8%</b>	<b>4.2%</b>	<b>3.9%</b>	<b>7.2%</b>	<b>6.0%</b>	<b>4.4%</b>	<b>0.3%</b>	<b>4.8%</b>	<b>0.6%</b>	<b>5.4%</b>
<b>Health Service Executive</b>	<b>1.1%</b>	<b>6.4%</b>	<b>3.6%</b>	<b>4.3%</b>	<b>7.5%</b>	<b>7.5%</b>	<b>5.1%</b>	<b>0.4%</b>	<b>5.5%</b>	<b>0.3%</b>	<b>5.8%</b>
Community Health & Wellbeing		0.0%	0.0%	2.8%		0.0%	1.5%	0.3%	1.9%	0.0%	1.9%
Mental Health	0.2%	6.4%	2.9%	4.7%	0.1%	7.0%	4.3%	0.4%	4.7%	0.2%	4.9%
Primary Care	2.2%	4.5%	4.7%	4.5%	8.4%	4.4%	4.0%	0.3%	4.2%	0.3%	4.5%
Disabilities			4.2%	0.7%	17.5%	3.0%	3.6%	0.0%	3.6%	0.1%	3.7%
Older People	0.0%	7.7%	2.1%	5.4%	9.7%	9.5%	7.2%	0.5%	7.7%	0.4%	8.1%
<b>Section 38 Voluntary Agencies</b>	<b>0.0%</b>	<b>4.3%</b>	<b>5.0%</b>	<b>1.1%</b>	<b>6.5%</b>	<b>5.1%</b>	<b>3.5%</b>	<b>0.3%</b>	<b>3.8%</b>	<b>1.0%</b>	<b>4.8%</b>

Total absence rate



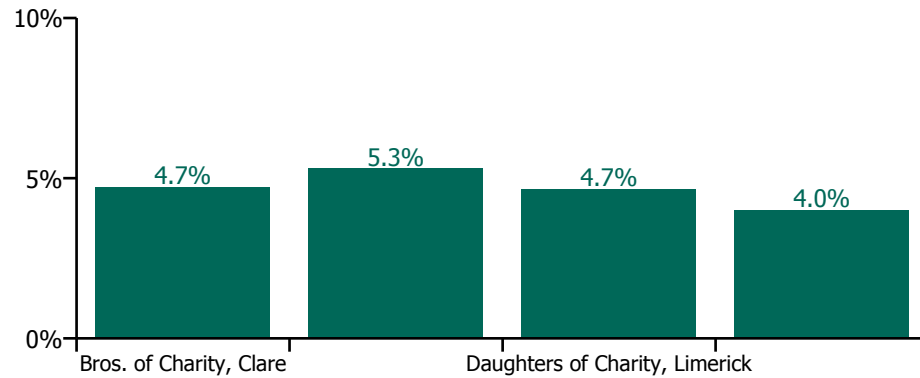
Non Covid-19 & Covid-19 Absence



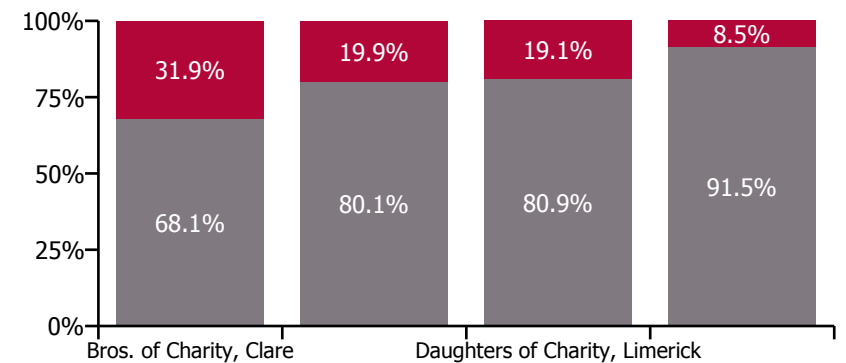
## May 2021

Health Service Absence Rate - by Care Group: May 2021	Medical & Dental	Nursing & Midwifery	Health & Social Care Professionals	Management & Administrative	General Support	Patient & Client Care	Certified absence	Self-certified absence	Non Covid-19 absence	Covid-19 absence	Total absence rate
<b>CHO 3</b>	<b>0.0%</b>	<b>4.3%</b>	<b>5.0%</b>	<b>1.1%</b>	<b>6.5%</b>	<b>5.1%</b>	<b>3.5%</b>	<b>0.3%</b>	<b>3.8%</b>	<b>1.0%</b>	<b>4.8%</b>
<b>Section 38 Voluntary Agencies</b>	<b>0.0%</b>	<b>4.3%</b>	<b>5.0%</b>	<b>1.1%</b>	<b>6.5%</b>	<b>5.1%</b>	<b>3.5%</b>	<b>0.3%</b>	<b>3.8%</b>	<b>1.0%</b>	<b>4.8%</b>
Bros. of Charity, Clare	0.0%	0.0%	6.7%	5.3%		4.1%	3.1%	0.2%	3.2%	1.5%	4.7%
Bros. of Charity, Limerick	0.0%	5.7%	4.8%	0.0%	5.3%	5.7%	4.0%	0.3%	4.3%	1.1%	5.3%
Daughters of Charity, Limerick		4.2%	3.3%	0.5%	7.9%	5.7%	3.4%	0.3%	3.8%	0.9%	4.7%
Daughters of Charity, Roscrea		0.9%		0.6%	0.4%	4.9%	3.3%	0.4%	3.7%	0.3%	4.0%

**Total absence rate**



**Non Covid-19 & Covid-19 Absence**



## CHO 3 by Staff Category

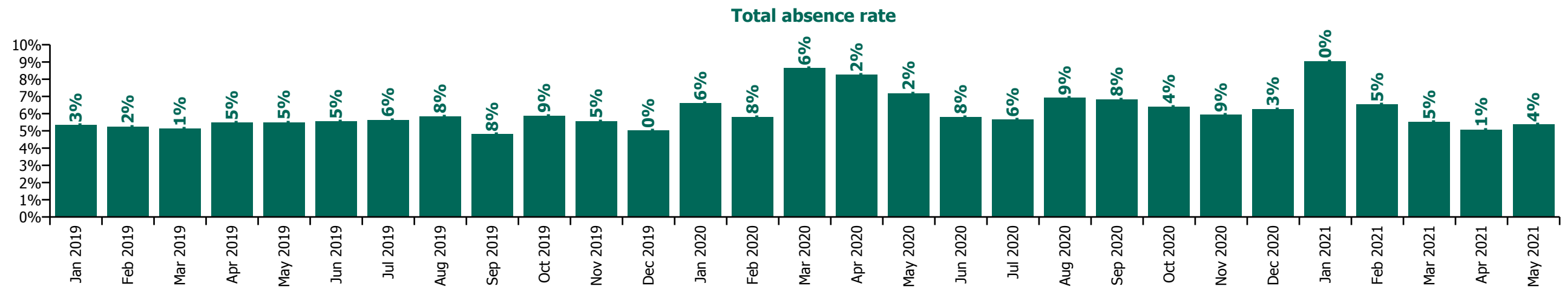
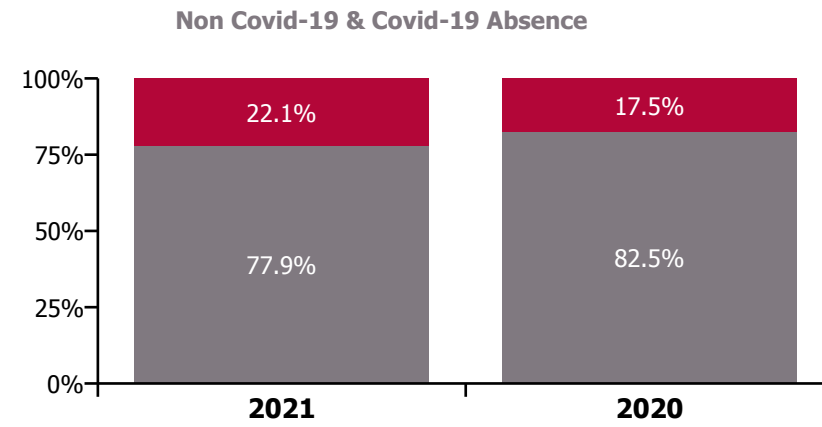
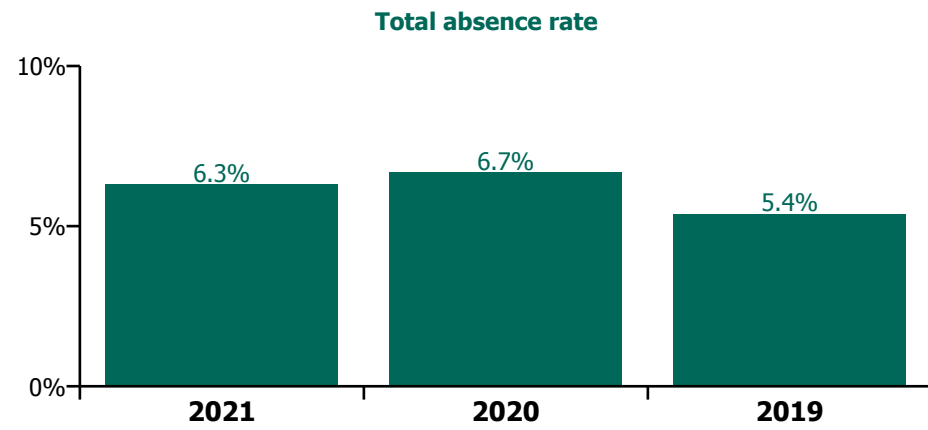
Year/ month	Medical & Dental	Nursing & Midwifery	Health & Social Care Professionals	Management & Administrative	General Support	Patient & Client Care	Certified absence	Self-certified absence	Non Covid-19 absence	Covid-19 absence	Total absence rate
<b>2021</b>	<b>2.6%</b>	<b>7.6%</b>	<b>5.0%</b>	<b>4.0%</b>	<b>7.1%</b>	<b>6.7%</b>	<b>4.6%</b>	<b>0.3%</b>	<b>4.9%</b>	<b>1.4%</b>	<b>6.3%</b>
May 2021	1.1%	5.8%	4.2%	3.9%	7.2%	6.0%	4.4%	0.3%	4.8%	0.6%	5.4%
Apr 2021	2.3%	5.7%	3.7%	3.3%	6.9%	5.6%	4.2%	0.3%	4.5%	0.6%	5.1%
Mar 2021	1.7%	6.8%	4.4%	4.3%	4.9%	5.8%	4.5%	0.3%	4.8%	0.7%	5.5%
Feb 2021	2.2%	8.4%	5.2%	3.4%	6.9%	6.9%	4.9%	0.5%	5.4%	1.2%	6.5%
Jan 2021	5.9%	11.3%	7.7%	5.1%	9.6%	9.1%	4.9%	0.2%	5.1%	3.9%	9.0%
<b>2020</b>	<b>4.6%</b>	<b>8.2%</b>	<b>4.4%</b>	<b>5.7%</b>	<b>7.7%</b>	<b>6.7%</b>	<b>5.2%</b>	<b>0.3%</b>	<b>5.5%</b>	<b>1.2%</b>	<b>6.7%</b>
Dec 2020	4.6%	7.8%	5.5%	4.2%	7.1%	5.9%	4.9%	0.2%	5.1%	1.1%	6.3%
Nov 2020	3.9%	7.4%	4.1%	4.0%	7.5%	6.0%	4.8%	0.2%	5.0%	0.9%	5.9%
Oct 2020	3.0%	8.3%	4.5%	4.2%	6.7%	6.5%	4.8%	0.3%	5.1%	1.3%	6.4%
Sep 2020	3.2%	8.2%	4.7%	6.1%	8.0%	7.0%	5.6%	0.3%	5.8%	1.0%	6.8%
Aug 2020	2.7%	8.0%	5.2%	6.5%	6.9%	7.2%	5.7%	0.3%	5.9%	1.0%	6.9%
Jul 2020	2.9%	6.8%	2.9%	4.3%	8.2%	6.2%	5.0%	0.2%	5.2%	0.4%	5.6%
Jun 2020	4.0%	7.2%	2.7%	4.7%	7.8%	6.1%	4.8%	0.2%	5.0%	0.8%	5.8%
May 2020	6.5%	9.7%	3.2%	5.4%	8.1%	7.1%	5.0%	0.2%	5.2%	2.0%	7.2%
Apr 2020	8.5%	10.5%	5.1%	7.5%	8.4%	7.8%	5.7%	0.1%	5.8%	2.4%	8.2%
Mar 2020	7.6%	10.2%	6.8%	8.1%	7.7%	8.4%	5.4%	0.3%	5.6%	3.0%	8.6%
Feb 2020	3.9%	6.6%	3.3%	6.3%	7.9%	5.9%	5.3%	0.5%	5.8%		5.8%
Jan 2020	3.8%	7.2%	4.5%	7.1%	8.3%	6.8%	6.1%	0.5%	6.6%		6.6%
<b>2019</b>	<b>4.4%</b>	<b>6.4%</b>	<b>4.0%</b>	<b>5.1%</b>	<b>7.5%</b>	<b>5.0%</b>	<b>4.9%</b>	<b>0.4%</b>	<b>5.4%</b>		<b>5.4%</b>
Dec 2019	6.4%	6.3%	4.8%	6.5%	8.3%	4.2%	4.6%	0.4%	5.0%		5.0%
Nov 2019	2.6%	6.3%	3.9%	5.4%	7.3%	5.7%	5.0%	0.5%	5.5%		5.5%
Oct 2019	4.4%	7.0%	4.5%	5.6%	7.5%	5.4%	5.4%	0.4%	5.9%		5.9%
Sep 2019	4.4%	6.1%	4.0%	4.1%	5.2%	4.1%	4.5%	0.4%	4.8%		4.8%
Aug 2019	6.2%	6.8%	4.1%	5.1%	6.8%	5.8%	5.4%	0.4%	5.8%		5.8%
Jul 2019	6.4%	6.5%	4.2%	4.7%	7.2%	5.4%	5.3%	0.4%	5.6%		5.6%
Jun 2019	4.9%	6.7%	3.8%	4.9%	7.8%	5.1%	5.1%	0.4%	5.5%		5.5%
May 2019	3.3%	7.1%	3.7%	4.7%	7.1%	5.0%	5.1%	0.4%	5.5%		5.5%
Apr 2019	5.2%	6.0%	3.4%	4.4%	8.7%	5.8%	5.1%	0.4%	5.5%		5.5%
Mar 2019	3.3%	6.0%	3.4%	4.5%	9.6%	4.7%	4.7%	0.4%	5.1%		5.1%
Feb 2019	3.9%	6.1%	3.9%	5.6%	7.8%	4.6%	4.7%	0.5%	5.2%		5.2%

Jan 2019	2.5%	6.1%	3.1%	5.6%	6.2%	5.7%	4.7%	0.7%	5.3%		5.3%
<b>2018</b>	<b>3.0%</b>	<b>6.4%</b>	<b>4.7%</b>	<b>5.2%</b>	<b>6.7%</b>	<b>6.0%</b>	<b>5.4%</b>	<b>0.4%</b>	<b>5.8%</b>		<b>5.8%</b>

CHO 3 by Care Group

Year/ month	CHWB	Mental Health	Primary Care	Disabilities	Older People	Health Service Executive	Disabilities	Section 38 Voluntary Agencies	Certified absence	Self-certified absence	Non Covid-19 absence	Covid-19 absence	Total absence rate
2021	2.9%	6.7%	4.3%	5.2%	9.7%	6.8%	5.6%	5.6%	4.6%	0.3%	4.9%	1.4%	6.3%
May 2021	1.9%	4.9%	4.5%	3.7%	8.1%	5.8%	4.8%	4.8%	4.4%	0.3%	4.8%	0.6%	5.4%
Apr 2021		5.1%	3.8%	4.5%	9.1%	5.9%	3.9%	3.9%	4.2%	0.3%	4.5%	0.6%	5.1%
Mar 2021	0.3%	6.3%	3.1%	4.8%	9.7%	6.3%	4.4%	4.4%	4.5%	0.3%	4.8%	0.7%	5.5%
Feb 2021	3.9%	6.7%	4.1%	6.0%	10.6%	7.0%	5.9%	5.9%	4.9%	0.5%	5.4%	1.2%	6.5%
Jan 2021	9.1%	10.5%	6.2%	7.0%	11.0%	9.1%	8.9%	8.9%	4.9%	0.2%	5.1%	3.9%	9.0%
2020	7.8%	7.3%	5.6%	4.6%	10.5%	7.7%	5.2%	5.2%	5.2%	0.3%	5.5%	1.2%	6.7%
Dec 2020	12.0%	5.0%	5.1%	4.1%	12.2%	7.4%	4.7%	4.7%	4.9%	0.2%	5.1%	1.1%	6.3%
Nov 2020	9.4%	6.3%	4.3%	3.3%	9.6%	6.6%	5.0%	5.0%	4.8%	0.2%	5.0%	0.9%	5.9%
Oct 2020	8.3%	7.2%	4.1%	3.2%	10.4%	7.1%	5.4%	5.4%	4.8%	0.3%	5.1%	1.3%	6.4%
Sep 2020	6.9%	7.4%	4.5%	5.4%	12.8%	8.2%	5.0%	5.0%	5.6%	0.3%	5.8%	1.0%	6.8%
Aug 2020	4.2%	7.4%	5.5%	3.8%	10.6%	7.8%	5.8%	5.8%	5.7%	0.3%	5.9%	1.0%	6.9%
Jul 2020	3.5%	6.3%	4.3%	4.5%	10.4%	7.0%	3.8%	3.8%	5.0%	0.2%	5.2%	0.4%	5.6%
Jun 2020	3.2%	6.9%	4.1%	3.6%	8.7%	6.5%	4.8%	4.8%	4.8%	0.2%	5.0%	0.8%	5.8%
May 2020	11.8%	9.7%	5.1%	4.0%	9.3%	8.0%	6.0%	6.0%	5.0%	0.2%	5.2%	2.0%	7.2%
Apr 2020	16.9%	9.9%	8.2%	5.3%	11.6%	9.8%	6.0%	6.0%	5.7%	0.1%	5.8%	2.4%	8.2%
Mar 2020	10.5%	9.4%	9.3%	7.1%	11.5%	9.9%	6.8%	6.8%	5.4%	0.3%	5.6%	3.0%	8.6%
Feb 2020	2.4%	5.7%	5.7%	5.1%	9.4%	6.9%	4.3%	4.3%	5.3%	0.5%	5.8%		5.8%
Jan 2020	1.0%	6.3%	6.7%	6.4%	10.2%	7.7%	5.0%	5.0%	6.1%	0.5%	6.6%		6.6%
2019		5.9%	5.2%	5.2%	7.8%	6.3%	4.3%	4.3%	4.9%	0.4%	5.4%		5.4%
Dec 2019		6.6%	6.4%	5.8%	9.5%	7.5%	4.0%	4.0%	4.6%	0.4%	5.0%		5.0%
Nov 2019		5.3%	5.1%	4.6%	7.8%	6.0%	4.9%	4.9%	5.0%	0.5%	5.5%		5.5%
Oct 2019		5.6%	6.2%	3.3%	8.3%	6.5%	4.9%	4.9%	5.4%	0.4%	5.9%		5.9%
Sep 2019		5.4%	5.0%	4.8%	5.4%	5.3%	4.2%	4.2%	4.5%	0.4%	4.8%		4.8%
Aug 2019		6.7%	5.3%	7.2%	8.7%	7.0%	4.2%	4.2%	5.4%	0.4%	5.8%		5.8%
Jul 2019		6.6%	5.1%	5.3%	8.3%	6.7%	4.2%	4.2%	5.3%	0.4%	5.6%		5.6%
Jun 2019		6.3%	5.3%	5.2%	7.4%	6.3%	4.4%	4.4%	5.1%	0.4%	5.5%		5.5%
May 2019		6.3%	5.2%	4.6%	7.8%	6.4%	4.2%	4.2%	5.1%	0.4%	5.5%		5.5%
Apr 2019		5.8%	5.0%	4.8%	7.6%	6.1%	4.6%	4.6%	5.1%	0.4%	5.5%		5.5%
Mar 2019		6.1%	4.2%	4.8%	7.5%	5.9%	4.0%	4.0%	4.7%	0.4%	5.1%		5.1%
Feb 2019		5.5%	4.9%	6.5%	7.3%	5.9%	4.3%	4.3%	4.7%	0.5%	5.2%		5.2%
Jan 2019		4.2%	5.0%	6.3%	8.2%	5.9%	4.6%	4.6%	4.7%	0.7%	5.3%		5.3%





CHO 3 Section 38's

Year/ month	Bros. of Charity, Clare	Bros. of Charity, Limerick	Daughters of Charity, Limerick	Daughters of Charity, Roscrea	Section 38 Voluntary Agencies	Certified absence	Self- certified absence	Non Covid-19 absence	Covid-19 absence	Total absence rate
2021	5.8%	6.6%	5.2%	4.3%	5.6%	3.6%	0.3%	3.9%	1.7%	5.6%
May 2021	4.7%	5.3%	4.7%	4.0%	4.8%	3.5%	0.3%	3.8%	1.0%	4.8%
Apr 2021	4.2%	4.6%	3.6%	2.6%	3.9%	2.8%	0.2%	3.0%	0.9%	3.9%
Mar 2021	4.7%	4.7%	4.4%	3.7%	4.4%	3.4%	0.3%	3.6%	0.8%	4.4%
Feb 2021	6.7%	5.9%	5.5%	5.2%	5.9%	4.1%	0.6%	4.7%	1.2%	5.9%
Jan 2021	8.4%	11.5%	7.6%	6.4%	8.9%	4.1%	0.1%	4.2%	4.7%	8.9%
2020	4.4%	6.3%	5.0%	4.5%	5.2%	4.0%	0.2%	4.2%	1.0%	5.2%
Dec 2020	4.1%	6.2%	4.0%	4.0%	4.7%	3.6%	0.1%	3.7%	1.0%	4.7%
Nov 2020	4.7%	6.1%	4.1%	4.9%	5.0%	3.8%	0.2%	4.0%	1.0%	5.0%
Oct 2020	4.6%	7.9%	4.3%	3.7%	5.4%	3.7%	0.2%	3.8%	1.6%	5.4%
Sep 2020	3.2%	7.2%	4.9%	3.2%	5.0%	3.6%	0.1%	3.7%	1.3%	5.0%
Aug 2020	4.7%	7.4%	5.5%	4.5%	5.8%	4.3%	0.2%	4.5%	1.3%	5.8%
Jul 2020	3.9%	3.6%	4.7%	2.5%	3.8%	3.4%	0.2%	3.6%	0.3%	3.8%
Jun 2020	4.9%	5.6%	5.4%	2.2%	4.8%	3.6%	0.2%	3.8%	1.1%	4.8%
May 2020	4.9%	8.5%	5.2%	4.0%	6.0%	4.1%	0.1%	4.2%	1.8%	6.0%
Apr 2020	3.8%	5.4%	6.6%	8.3%	6.0%	5.1%	0.1%	5.2%	0.8%	6.0%
Mar 2020	5.1%	7.6%	6.7%	7.6%	6.8%	4.4%	0.2%	4.6%	2.2%	6.8%
Feb 2020	4.2%	3.9%	4.4%	5.1%	4.3%	4.0%	0.3%	4.3%		4.3%
Jan 2020	5.0%	5.5%	4.8%	4.5%	5.0%	4.6%	0.4%	5.0%		5.0%
2019	3.6%	5.6%	3.9%	4.5%	4.3%	4.0%	0.3%	4.3%		4.3%
Dec 2019	3.6%	5.8%	4.4%	4.8%	4.0%	3.7%	0.3%	4.0%		4.0%
Nov 2019	3.5%	5.7%	4.8%	5.1%	4.9%	4.6%	0.3%	4.9%		4.9%
Oct 2019	3.3%	5.8%	4.8%	5.5%	4.9%	4.6%	0.3%	4.9%		4.9%
Sep 2019	2.6%	5.7%	4.3%	3.1%	4.2%	3.9%	0.3%	4.2%		4.2%
Aug 2019	3.4%	5.5%	3.8%	3.9%	4.2%	4.0%	0.2%	4.2%		4.2%
Jul 2019	3.8%	6.1%	3.1%	4.0%	4.2%	4.0%	0.2%	4.2%		4.2%
Jun 2019	3.9%	5.8%	4.1%	3.5%	4.4%	4.1%	0.3%	4.4%		4.4%
May 2019	4.0%	5.3%	3.8%	3.7%	4.2%	3.9%	0.3%	4.2%		4.2%
Apr 2019	3.7%	5.8%	4.3%	4.2%	4.6%	4.3%	0.3%	4.6%		4.6%
Mar 2019	3.6%	4.7%	3.5%	4.4%	4.0%	3.8%	0.3%	4.0%		4.0%
Feb 2019	3.7%	5.1%	3.2%	5.3%	4.3%	3.8%	0.4%	4.3%		4.3%
Jan 2019	4.4%	5.6%	3.0%	5.9%	4.6%	3.7%	0.9%	4.6%		4.6%

