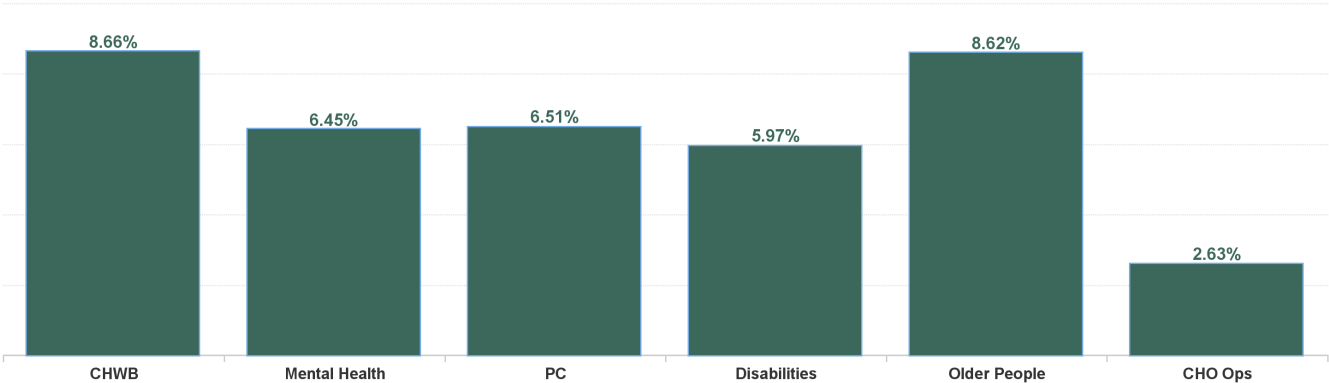


May 2024

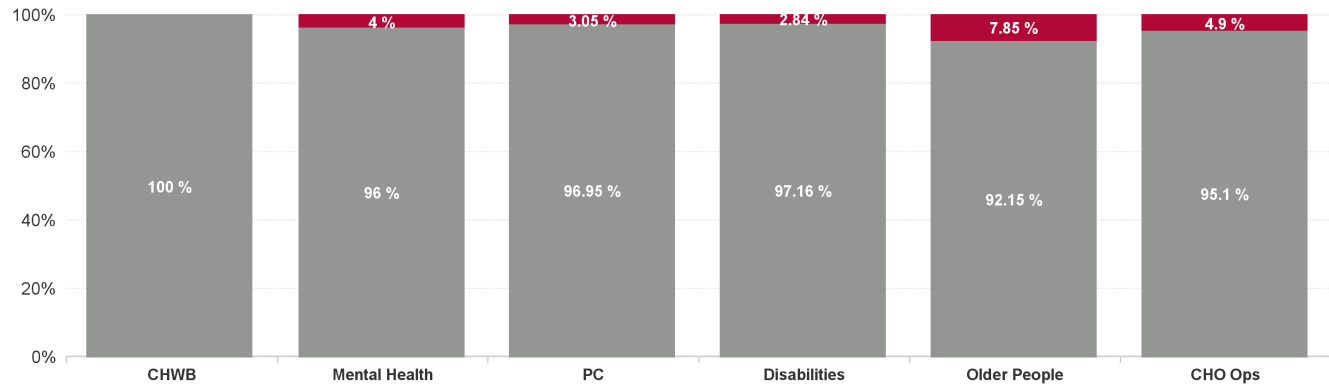
Health Service Absence Rate - by Staff Category: May 2024	Certified absence	Self- certified absence	Non Covid-19 absence	Covid-19 absence	Total absence rate	% Non Covid-19 absence	% Covid-19 absence
CHO 3	5.87%	0.41%	6.28%	0.28%	6.56%	95.68%	4.32%
Medical & Dental	2.58%	0.09%	2.67%	0.00%	2.67%	100.00%	0.00%
Nursing & Midwifery	6.19%	0.47%	6.66%	0.51%	7.17%	92.91%	7.09%
Health & Social Care Professionals	4.67%	0.24%	4.91%	0.29%	5.20%	94.46%	5.54%
Management & Administrative	4.36%	0.30%	4.66%	0.21%	4.87%	95.75%	4.25%
General Support	5.11%	0.34%	5.45%	0.16%	5.61%	97.08%	2.92%
Patient & Client Care	7.20%	0.53%	7.73%	0.17%	7.90%	97.86%	2.14%

Health Service Absence Rate - by Care Group: May 2024	Certified absence	Self- certified absence	Non Covid-19 absence	Covid-19 absence	Total absence rate	% Non Covid-19 absence	% Covid-19 absence
CHO 3	5.87%	0.41%	6.28%	0.28%	6.56%	95.68%	4.32%
Community Health & Wellbeing	8.53%	0.13%	8.66%	0.00%	8.66%	100.00%	0.00%
Primary Care	6.06%	0.25%	6.31%	0.20%	6.51%	96.95%	3.05%
Disabilities	5.37%	0.43%	5.80%	0.17%	5.97%	97.16%	2.84%
Mental Health	5.75%	0.44%	6.20%	0.26%	6.45%	96.00%	4.00%
Older People	7.37%	0.57%	7.94%	0.68%	8.62%	92.15%	7.85%
CHO Operations	2.21%	0.29%	2.50%	0.13%	2.63%	95.10%	4.90%
Community Services	5.87%	0.41%	6.28%	0.28%	6.56%	95.68%	4.32%

Total Absence Rate

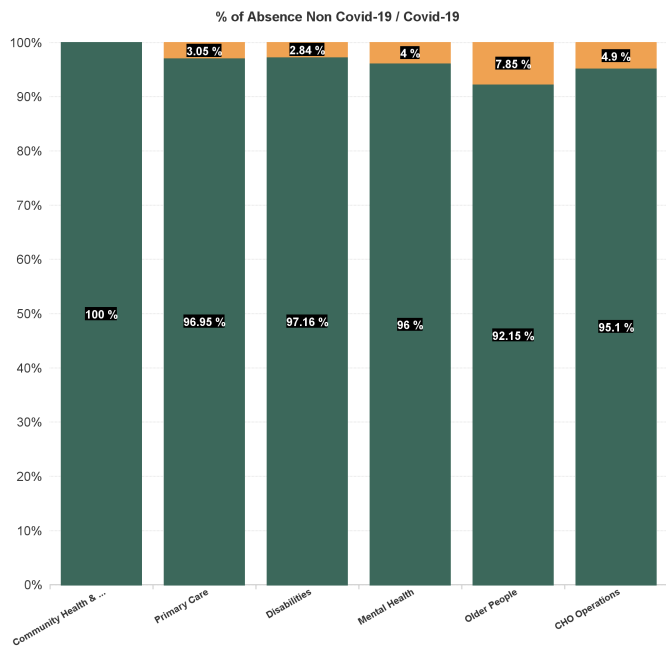
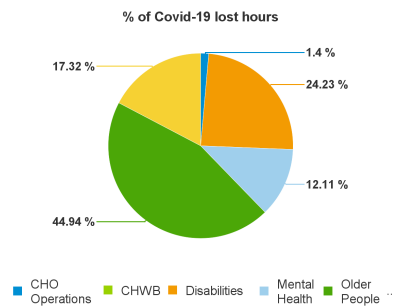
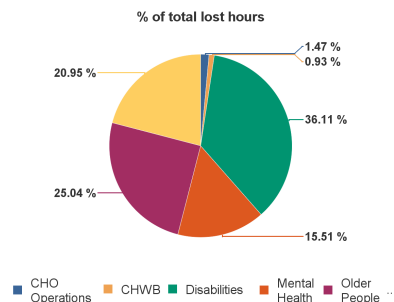


% of Absence Non Covid-19 / Covid-19



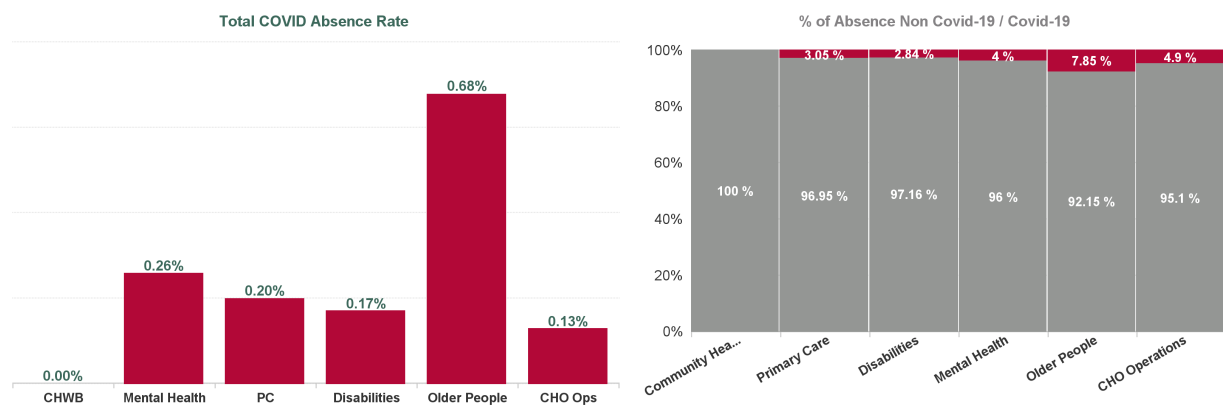
May 2024

Health Service Absence Rate - by Care Group : May 2024	Certified absence	Self- certified absence	Non Covid-19 absence	Covid-19 absence	Total absence rate	Medical & Dental	Nursing & Midwifery	Health & Social Care Professionals	Management & Administrative	General Support	Patient & Client Care
CHO 3	5.87%	0.41%	6.28%	0.28%	6.56%	2.67%	7.17%	5.20%	4.87%	5.61%	7.90%
Community Health & Wellbeing	8.53%	0.13%	8.66%	0.00%	8.66%		0.00%	0.00%	6.76%		13.29%
Primary Care	6.06%	0.25%	6.31%	0.20%	6.51%	3.95%	7.77%	5.33%	4.14%	7.78%	11.36%
Disabilities	5.37%	0.43%	5.80%	0.17%	5.97%	0.00%	5.02%	6.22%	4.37%	3.83%	6.54%
Mental Health	5.75%	0.44%	6.20%	0.26%	6.45%	0.53%	7.57%	2.35%	6.47%	5.61%	13.02%
Older People	7.37%	0.57%	7.94%	0.68%	8.62%	7.93%	8.53%	6.00%	8.72%	7.31%	9.30%
CHO Operations	2.21%	0.29%	2.50%	0.13%	2.63%		0.00%	4.76%	2.98%	1.21%	
Community Services	5.87%	0.41%	6.28%	0.28%	6.56%	2.67%	7.17%	5.20%	4.87%	5.61%	7.90%



May 2024

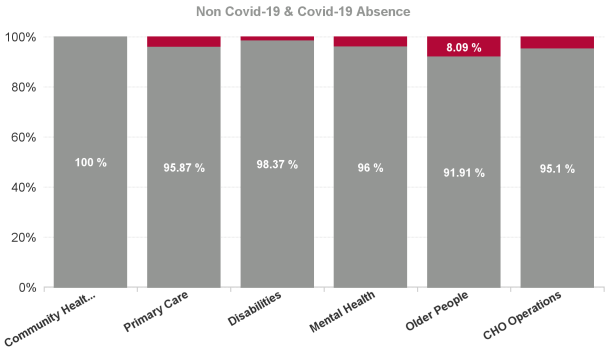
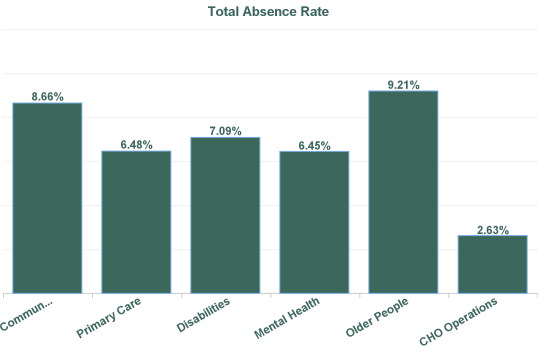
Health Service Absence Rate - by Care Group : May 2024	Non Covid-19 absence	Covid-19 absence	Total absence rate	Medical & Dental	Nursing & Midwifery	Health & Social Care Professionals	Management & Administrative	General Support	Patient & Client Care
CHO 3	6.28%	0.28%	6.56%	0.00%	0.51%	0.29%	0.21%	0.16%	0.17%
Community Health & Wellbeing	8.66%	0.00%	8.66%		0.00%	0.00%	0.00%		0.00%
Primary Care	6.31%	0.20%	6.51%	0.00%	0.25%	0.50%	0.00%	0.00%	0.00%
Disabilities	5.80%	0.17%	5.97%	0.00%	0.44%	0.08%	0.14%	0.00%	0.12%
Mental Health	6.20%	0.26%	6.45%	0.00%	0.24%	0.16%	0.54%	0.83%	0.22%
Older People	7.94%	0.68%	8.62%	0.00%	1.14%	1.23%	0.65%	0.17%	0.34%
CHO Operations	2.50%	0.13%	2.63%		0.00%	0.00%	0.18%	0.00%	
Community Services	6.28%	0.28%	6.56%	0.00%	0.51%	0.29%	0.21%	0.16%	0.17%



May 2024

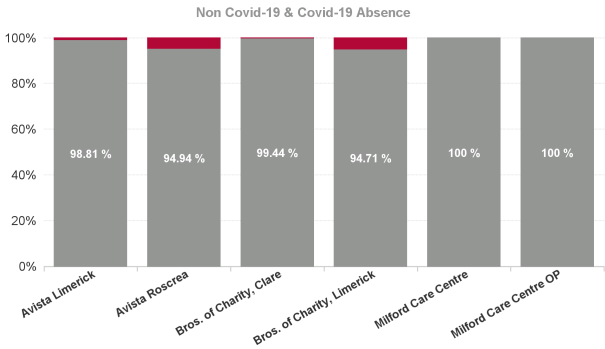
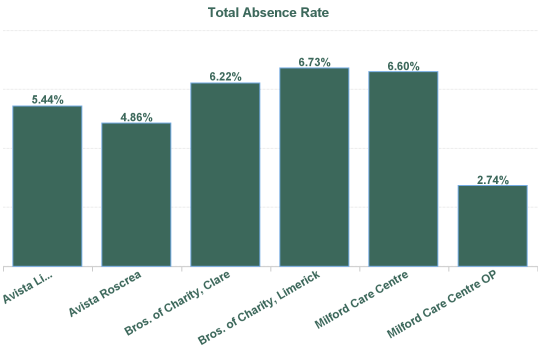
Health Service Absence Rate - by Admin : May 2024	Certified absence	Self- certified absence	Non- Covid-19 absence	Covid-19 absence	Total absence rate
Total	5.87%	0.41%	6.28%	0.28%	6.56%
Community Health & Wellbeing	8.53%	0.13%	8.66%	0.00%	8.66%
Primary Care	5.87%	0.34%	6.21%	0.27%	6.48%
Disabilities	6.67%	0.30%	6.98%	0.12%	7.09%
Mental Health	5.75%	0.44%	6.20%	0.26%	6.45%
Older People	7.84%	0.63%	8.46%	0.74%	9.21%
CHO Operations	2.21%	0.29%	2.50%	0.13%	2.63%
Health Service Executive	6.28%	0.45%	6.73%	0.39%	7.12%
Section 38 Voluntary Agencies	5.35%	0.36%	5.71%	0.15%	5.86%

Medical & Dental	Nursing & Midwifery	Health & Social Care Professionals	Management & Administrative	General Support	Patient & Client Care
2.67%	7.17%	5.20%	4.87%	5.61%	7.90%
	0.00%	0.00%	6.76%		13.29%
3.95%	8.80%	5.32%	4.77%	2.38%	9.36%
		8.55%	4.39%	3.91%	9.72%
0.53%	7.57%	2.35%	6.47%	5.61%	13.02%
7.93%	9.34%	6.00%	8.81%	8.20%	9.89%
	0.00%	4.76%	2.98%	1.21%	
2.67%	8.43%	4.54%	5.24%	5.37%	10.43%
0.00%	4.77%	5.96%	3.44%	6.00%	6.59%



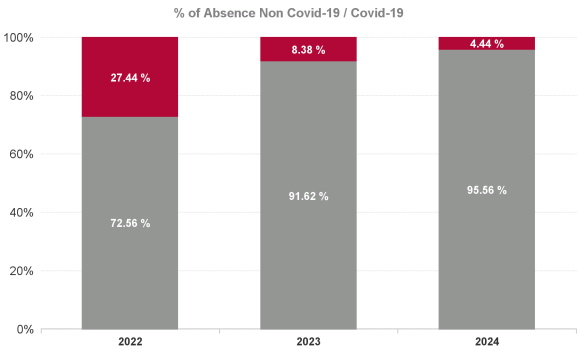
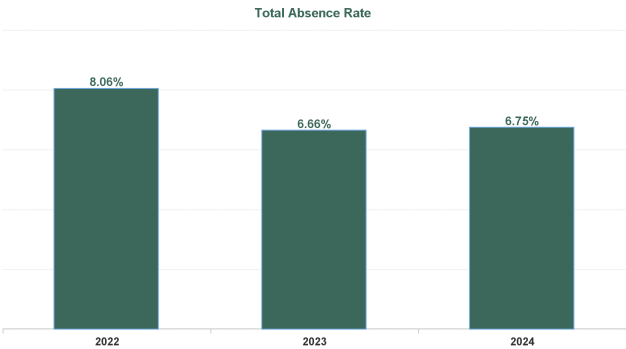
May 2024

Health Service Absence Rate - by Care Group : May 2024	Certified absence	Self- certified absence	Non Covid-19 absence	Covid-19 absence	Total absence rate	Medical & Dental	Nursing & Midwifery	Health & Social Care Professionals	Management & Administrative	General Support	Patient & Client Care
Total	5.35%	0.36%	5.71%	0.15%	5.86%	0.00%	4.77%	5.96%	3.44%	6.00%	6.59%
Avista Limerick	4.79%	0.58%	5.37%	0.06%	5.44%		4.54%	6.17%	6.09%	4.20%	6.36%
Avista Roscrea	4.36%	0.25%	4.61%	0.25%	4.86%		6.34%	7.14%	2.37%		4.41%
Bros. of Charity, Clare	5.76%	0.43%	6.19%	0.03%	6.22%	0.00%	0.00%	6.10%	6.63%		6.29%
Bros. of Charity, Limerick	5.99%	0.39%	6.38%	0.36%	6.73%		5.61%	5.48%	0.31%	1.24%	8.02%
Milford Care Centre	6.60%	0.00%	6.60%	0.00%	6.60%		5.12%	5.39%	2.16%	9.88%	16.70%
Milford Care Centre OP	2.74%	0.00%	2.74%	0.00%	2.74%		1.04%		0.00%	0.38%	4.67%
Section 38 Voluntary Agencies	5.35%	0.36%	5.71%	0.15%	5.86%	0.00%	4.77%	5.96%	3.44%	6.00%	6.59%



Year / Month	Certified absence	Self-certified absence	Non Covid-19 absence	Covid-19 absence	Total absence rate	Medical & Dental	Nursing & Midwifery	Health & Social Care Professionals	Management & Administrative	General Support	Patient & Client Care
May 2024	5.87%	0.41%	6.28%	0.28%	6.56%	2.67%	7.17%	5.20%	4.87%	5.61%	7.90%
Apr 2024	5.90%	0.49%	6.38%	0.21%	6.59%	3.78%	6.95%	5.22%	5.29%	6.72%	7.67%
Mar 2024	5.94%	0.49%	6.43%	0.11%	6.54%	3.50%	7.20%	5.34%	5.63%	6.14%	7.18%
Feb 2024	6.13%	0.41%	6.54%	0.22%	6.77%	2.95%	7.51%	5.43%	6.06%	6.54%	7.08%
Jan 2024	6.04%	0.58%	6.62%	0.68%	7.30%	4.52%	8.13%	5.49%	7.03%	7.06%	7.90%
2024	5.98%	0.47%	6.45%	0.30%	6.75%	3.50%	7.40%	5.34%	5.77%	6.40%	7.55%
Dec 2023	5.87%	0.56%	6.43%	0.56%	6.99%	3.88%	7.71%	5.50%	6.52%	6.78%	7.52%
Nov 2023	5.65%	0.49%	6.14%	0.46%	6.60%	3.43%	8.49%	4.81%	4.99%	6.67%	6.88%
Oct 2023	5.89%	0.48%	6.37%	0.54%	6.91%	3.57%	8.27%	5.07%	5.79%	7.04%	7.43%
Sep 2023	5.84%	0.44%	6.28%	1.06%	7.35%	4.33%	8.58%	5.26%	6.49%	8.90%	7.76%
Aug 2023	6.00%	0.44%	6.45%	0.84%	7.28%	4.76%	8.51%	5.12%	6.31%	8.83%	7.64%
Jul 2023	5.54%	0.44%	5.98%	0.47%	6.45%	3.53%	8.09%	4.24%	5.14%	7.25%	6.74%
Jun 2023	5.11%	0.43%	5.54%	0.29%	5.83%	3.73%	7.24%	3.61%	4.19%	8.45%	6.09%
May 2023	5.37%	0.41%	5.78%	0.45%	6.23%	3.46%	7.94%	3.94%	4.53%	6.74%	6.78%
Apr 2023	5.58%	0.45%	6.03%	0.41%	6.43%	3.53%	7.85%	4.40%	5.61%	6.13%	6.80%
Mar 2023	5.32%	0.50%	5.82%	0.38%	6.20%	4.24%	6.53%	5.19%	5.54%	4.71%	7.07%
Feb 2023	5.14%	0.42%	5.56%	0.49%	6.05%	2.52%	7.02%	4.31%	5.59%	4.62%	6.79%
Jan 2023	6.24%	0.52%	6.77%	0.74%	7.51%	2.65%	8.58%	6.45%	7.12%	5.13%	8.10%
2023	5.63%	0.47%	6.10%	0.56%	6.66%	3.64%	7.91%	4.83%	5.63%	6.76%	7.14%
Dec 2022	6.69%	0.67%	7.36%	1.03%	8.39%	3.73%	9.74%	6.68%	7.49%	6.53%	9.07%
Nov 2022	5.76%	0.55%	6.31%	0.70%	7.00%	4.66%	8.08%	5.34%	7.16%	6.59%	7.17%
Oct 2022	5.49%	0.51%	6.00%	0.91%	6.90%	3.52%	8.32%	4.35%	7.18%	6.34%	7.28%
Sep 2022	5.17%	0.47%	5.64%	0.59%	6.23%	2.99%	7.94%	3.91%	5.16%	5.77%	6.74%
Aug 2022	5.39%	0.40%	5.79%	0.73%	6.52%	3.24%	8.30%	4.69%	6.51%	4.58%	6.51%
Jul 2022	5.79%	0.34%	6.13%	2.34%	8.47%	4.73%	9.95%	6.80%	7.74%	6.27%	8.90%
Jun 2022	5.13%	0.48%	5.60%	1.87%	7.47%	5.97%	8.83%	5.23%	6.14%	7.04%	8.05%
May 2022	4.97%	0.43%	5.40%	1.18%	6.58%	5.57%	7.76%	3.92%	5.08%	7.09%	7.38%
Apr 2022	5.67%	0.37%	6.04%	3.06%	9.10%	7.84%	9.71%	8.04%	6.47%	9.26%	10.05%
Mar 2022	4.92%	0.44%	5.36%	4.73%	10.09%	8.18%	11.41%	8.19%	9.65%	9.10%	10.34%
Feb 2022	4.86%	0.39%	5.25%	3.28%	8.53%	8.80%	10.21%	6.55%	7.03%	6.48%	8.92%
Jan 2022	5.07%	0.30%	5.37%	5.96%	11.33%	9.00%	13.14%	10.12%	9.62%	11.26%	11.15%
2022	5.40%	0.45%	5.85%	2.21%	8.06%	5.58%	9.46%	6.12%	7.10%	7.23%	8.48%
Dec 2021	5.52%	0.36%	5.87%	2.77%	8.65%	4.87%	9.59%	8.38%	7.10%	6.43%	9.07%
Nov 2021	5.26%	0.64%	5.90%	2.46%	8.36%	3.05%	10.00%	6.77%	6.67%	6.02%	9.15%
Oct 2021	5.40%	0.53%	5.92%	1.57%	7.49%	3.66%	9.17%	5.64%	5.88%	7.11%	7.81%
Sep 2021	5.60%	0.40%	6.00%	0.98%	6.99%	7.69%	8.48%	4.57%	5.33%	7.71%	7.24%
Aug 2021	5.24%	0.36%	5.60%	0.72%	6.32%	6.20%	6.78%	5.14%	4.69%	5.10%	7.14%
Jul 2021	4.97%	0.35%	5.33%	0.49%	5.82%	4.55%	7.02%	4.47%	3.81%	5.33%	6.21%
Jun 2021	4.68%	0.40%	5.09%	0.54%	5.62%	1.83%	6.70%	4.86%	4.37%	5.90%	5.73%
May 2021	4.45%	0.33%	4.77%	0.58%	5.35%	1.12%	5.77%	4.25%	3.88%	7.18%	6.00%
Apr 2021	4.21%	0.27%	4.49%	0.58%	5.07%	2.29%	5.75%	3.69%	3.35%	6.93%	5.57%
Mar 2021	4.51%	0.32%	4.83%	0.67%	5.50%	1.72%	6.77%	4.35%	4.29%	4.87%	5.76%
Feb 2021	4.87%	0.49%	5.36%	1.17%	6.53%	2.20%	8.42%	5.24%	3.38%	6.87%	6.94%
Jan 2021	4.89%	0.21%	5.10%	3.93%	9.03%	5.88%	11.30%	7.66%	5.12%	9.63%	9.08%
2021	4.97%	0.39%	5.36%	1.39%	6.75%	3.77%	7.99%	5.43%	4.84%	6.59%	7.16%

Year / Month	Certified absence	Self-certified absence	Total absence rate	Non Covid-19 absence	Covid-19 Absence	CHWB	Mental Health	PC	Disabilities	Older People	CHO Ops
May 2024	5.87%	0.41%	6.56%	6.28%	0.28%	8.66%	6.45%	6.51%	5.97%	8.62%	2.63%
Apr 2024	5.90%	0.49%	6.59%	6.38%	0.21%	2.14%	6.76%	6.62%	5.90%	8.71%	3.16%
Mar 2024	5.94%	0.49%	6.54%	6.43%	0.11%	3.58%	6.30%	7.74%	5.25%	8.80%	3.62%
Feb 2024	6.13%	0.41%	6.77%	6.54%	0.22%	4.23%	6.41%	8.03%	5.38%	8.32%	3.63%
Jan 2024	6.04%	0.58%	7.30%	6.62%	0.68%	8.49%	7.74%	7.18%	6.01%	9.98%	6.57%
2024	5.98%	0.47%	6.75%	6.45%	0.30%	5.58%	6.75%	7.31%	5.71%	8.88%	3.97%
Dec 2023	5.87%	0.56%	6.99%	6.43%	0.56%	14.65%	7.63%	7.09%	5.25%	9.94%	6.59%
Nov 2023	5.65%	0.49%	6.60%	6.14%	0.46%	1.79%	7.44%	6.34%	5.44%	9.16%	5.43%
Oct 2023	5.89%	0.48%	6.91%	6.37%	0.54%	3.83%	7.32%	6.60%	5.88%	9.50%	5.73%
Sep 2023	5.84%	0.44%	7.35%	6.28%	1.06%	5.81%	6.59%	7.79%	6.18%	10.48%	6.42%
Aug 2023	6.00%	0.44%	7.28%	6.45%	0.84%	1.79%	6.64%	7.81%	6.04%	10.54%	6.30%
Jul 2023	5.54%	0.44%	6.45%	5.98%	0.47%	1.81%	6.07%	5.65%	5.58%	9.90%	4.98%
Jun 2023	5.11%	0.43%	5.83%	5.54%	0.29%	4.86%	4.51%	4.79%	5.29%	9.30%	5.02%
May 2023	5.37%	0.41%	6.23%	5.78%	0.45%	1.94%	5.54%	5.05%	5.57%	10.00%	4.24%
Apr 2023	5.58%	0.45%	6.43%	6.03%	0.41%	1.81%	6.07%	5.65%	5.50%	9.91%	4.98%
Mar 2023	5.32%	0.50%	6.20%	5.82%	0.38%	0.34%	6.51%	5.32%	4.92%	10.39%	3.59%
Feb 2023	5.14%	0.42%	6.05%	5.56%	0.49%	7.42%	5.08%	5.80%	5.01%	10.02%	3.85%
Jan 2023	6.24%	0.52%	7.51%	6.77%	0.74%	6.40%	7.15%	6.69%	6.15%	11.80%	6.12%
2023	5.63%	0.47%	6.66%	6.10%	0.56%	4.24%	6.40%	6.23%	5.57%	10.08%	5.26%
Dec 2022	6.69%	0.67%	8.39%	7.36%	1.03%	8.03%	8.91%	7.11%	6.74%	12.52%	8.56%
Nov 2022	5.76%	0.55%	7.00%	6.31%	0.70%	2.98%	7.18%	7.24%	5.36%	10.56%	6.66%
Oct 2022	5.49%	0.51%	6.90%	6.00%	0.91%	4.52%	6.69%	7.64%	5.51%	9.84%	6.02%
Sep 2022	5.17%	0.47%	6.23%	5.64%	0.59%	1.49%	7.14%	6.08%	4.95%	8.67%	
Aug 2022	5.39%	0.40%	6.52%	5.79%	0.73%	7.98%	7.80%	7.34%	4.65%	8.73%	
Jul 2022	5.79%	0.34%	8.47%	6.13%	2.34%	9.79%	9.19%	8.66%	7.06%	10.85%	
Jun 2022	5.13%	0.48%	7.47%	5.60%	1.87%	6.09%	8.63%	7.67%	5.63%	10.55%	
May 2022	4.97%	0.43%	6.58%	5.40%	1.18%	5.99%	7.10%	5.89%	5.37%	9.59%	
Apr 2022	5.67%	0.37%	9.10%	6.04%	3.06%	6.05%	8.99%	7.91%	8.35%	12.25%	
Mar 2022	4.92%	0.44%	10.09%	5.36%	4.73%	7.71%	11.77%	9.70%	8.45%	12.81%	
Feb 2022	4.86%	0.39%	8.53%	5.25%	3.28%	11.89%	9.35%	7.28%	7.75%	10.88%	
Jan 2022	5.07%	0.30%	11.33%	5.37%	5.96%	9.95%	12.72%	11.39%	9.58%	13.96%	
2022	5.40%	0.45%	8.06%	5.85%	2.21%	6.57%	8.80%	7.85%	6.62%	10.95%	7.04%
Dec 2021	5.52%	0.36%	8.65%	5.87%	2.77%	3.10%	9.26%	8.51%	7.69%	10.52%	
Nov 2021	5.26%	0.64%	8.36%	5.90%	2.46%	1.32%	7.58%	7.74%	7.63%	11.61%	
Oct 2021	5.40%	0.53%	7.49%	5.92%	1.57%	1.33%	7.04%	6.46%	6.37%	11.68%	
Sep 2021	5.60%	0.40%	6.99%	6.00%	0.98%	1.29%	8.29%	6.45%	5.35%	10.39%	
Aug 2021	5.24%	0.36%	6.32%	5.60%	0.72%	2.82%	7.17%	5.60%	4.80%	9.86%	
Jul 2021	4.97%	0.35%	5.82%	5.33%	0.49%	1.54%	7.24%	5.12%	4.06%	9.60%	
Jun 2021	4.68%	0.40%	5.62%	5.09%	0.54%	2.01%	6.27%	4.81%	4.47%	8.74%	
May 2021	4.45%	0.33%	5.35%	4.77%	0.58%	1.86%	4.91%	4.51%	4.71%	8.15%	
Apr 2021	4.21%	0.27%	5.07%	4.49%	0.58%	0.00%	5.07%	3.79%	3.91%	9.15%	
Mar 2021	4.51%	0.32%	5.50%	4.83%	0.67%	0.29%	6.31%	3.13%	4.47%	9.70%	
Feb 2021	4.87%	0.49%	6.53%	5.36%	1.17%	3.94%	6.69%	4.07%	5.86%	10.62%	
Jan 2021	4.89%	0.21%	9.03%	5.10%	3.93%	9.11%	10.47%	6.18%	8.79%	10.98%	
2021	4.97%	0.39%	6.75%	5.36%	1.39%	2.22%	7.19%	5.57%	5.69%	10.10%	



Year / Month	Certified absence	Self- certified absence	Non- Covid-19 absence	Covid-19 absence	Total absence rate	Community Health & Wellbeing	Primary Care	Disabilities	Mental Health	Older People	CHQ Operations	Health Service Executive	Primary Care	Disabilities	Older People	Section 28 Voluntary Agencies
May 2024	5.87%	0.41%	6.28%	0.28%	6.56%	8.86%	6.48%	7.09%	6.45%	9.21%	2.63%	7.12%	6.60%	5.89%	2.74%	5.86%
Apr 2024	5.90%	0.49%	6.38%	0.21%	6.59%	2.14%	7.26%	7.13%	6.76%	9.06%	3.16%	7.34%	4.80%	5.82%	5.21%	5.67%
Mar 2024	5.94%	0.49%	6.43%	0.11%	6.54%	3.58%	7.63%	7.19%	6.30%	8.87%	3.62%	7.33%	8.07%	5.13%	8.10%	5.57%
Feb 2024	6.13%	0.41%	6.54%	0.22%	6.77%	4.23%	6.91%	7.01%	6.41%	8.41%	3.63%	6.99%	8.84%	5.27%	7.32%	6.56%
Jan 2024	6.04%	0.58%	6.62%	0.68%	7.30%	8.49%	7.18%	7.10%	7.74%	9.98%	6.57%	8.18%		5.94%		5.94%
2024	5.98%	0.47%	6.45%	0.30%	6.75%	5.58%	7.08%	7.16%	6.75%	8.12%	3.97%	7.41%	7.79%	5.62%	5.71%	5.96%
Dec 2023	5.87%	0.56%	6.43%	0.56%	6.99%	14.65%	7.09%	8.08%	7.63%	9.94%	6.59%	8.30%		5.07%		5.07%
Nov 2023	5.65%	0.49%	6.14%	0.46%	6.60%	1.79%	6.34%	6.73%	7.44%	9.16%	5.43%	7.41%		5.35%		5.35%
Oct 2023	5.89%	0.48%	6.37%	0.54%	6.91%	3.83%	6.60%	7.55%	7.32%	9.50%	5.73%	7.67%		5.76%		5.76%
Sep 2023	5.94%	0.44%	6.28%	1.06%	7.35%	5.81%	7.79%	9.04%	6.59%	10.48%	6.42%	8.25%		6.90%		6.90%
Aug 2023	6.00%	0.44%	6.45%	0.84%	7.28%	1.79%	7.81%	6.32%	6.64%	10.54%	6.30%	8.13%		6.03%		6.03%
Jul 2023	5.54%	0.44%	5.98%	0.47%	6.45%	1.81%	5.65%	4.21%	6.07%	9.90%	4.98%	7.03%		5.65%		5.65%
Jun 2023	5.11%	0.43%	5.54%	0.29%	5.83%	4.86%	4.79%	6.50%	4.51%	9.30%	5.02%	6.26%		5.21%		5.21%
May 2023	5.37%	0.41%	5.78%	0.45%	6.23%	1.94%	5.05%	8.31%	5.54%	10.00%	4.24%	6.80%		5.39%		5.39%
Apr 2023	5.58%	0.45%	6.03%	0.41%	6.43%	1.81%	5.65%	4.21%	6.07%	9.91%	4.98%	7.04%		5.57%		5.57%
Mar 2023	5.32%	0.50%	5.82%	0.38%	6.20%	0.34%	5.32%	5.35%	6.51%	10.39%	3.59%	7.09%		4.89%		4.89%
Feb 2023	5.14%	0.42%	5.56%	0.49%	6.05%	7.42%	5.80%	7.38%	5.08%	10.02%	3.85%	6.90%		4.87%		4.87%
Jan 2023	6.24%	0.52%	6.77%	0.74%	7.51%	6.40%	6.69%	7.00%	7.15%	11.80%	6.12%	8.44%		6.10%		6.10%
2023	5.63%	0.47%	6.10%	0.56%	6.66%	4.24%	6.23%	6.86%	6.40%	10.08%	5.26%	7.45%		5.49%		5.49%
Dec 2022	6.69%	0.67%	7.36%	1.03%	8.39%	8.03%	7.11%	5.83%	8.91%	12.52%	8.56%	9.54%		6.79%		6.79%
Nov 2022	5.76%	0.55%	6.31%	0.70%	7.00%	2.98%	7.24%	5.04%	7.18%	10.56%	6.66%	8.10%		5.38%		5.38%
Oct 2022	5.49%	0.51%	6.00%	0.91%	6.90%	4.52%	7.64%	8.07%	6.69%	9.84%	6.02%	7.97%		5.35%		5.35%
Sep 2022	5.17%	0.47%	5.64%	0.59%	6.23%	1.49%	6.08%	6.72%	7.14%	8.67%		7.19%		4.84%		4.84%
Aug 2022	5.39%	0.40%	5.79%	0.73%	6.52%	7.96%	7.34%	6.01%	7.80%	8.73%		7.89%		4.58%		4.58%
Jul 2022	5.79%	0.34%	6.13%	2.34%	8.47%	9.79%	8.68%	5.97%	9.19%	10.65%		9.47%		7.12%		7.12%
Jun 2022	5.13%	0.48%	5.60%	1.87%	7.47%	6.08%	7.67%	6.14%	8.63%	10.55%		8.77%		5.60%		5.60%
May 2022	4.97%	0.43%	5.40%	1.16%	6.56%	5.96%	5.89%	5.05%	7.10%	9.59%		7.37%		5.39%		5.39%
Apr 2022	5.67%	0.37%	6.04%	3.06%	9.10%	6.05%	7.91%	5.75%	8.99%	12.25%		9.52%		8.49%		8.49%
Mar 2022	4.92%	0.44%	5.36%	4.73%	10.09%	7.71%	9.70%	10.50%	11.77%	12.81%		11.31%		8.33%		8.33%
Feb 2022	4.86%	0.39%	5.25%	3.28%	8.53%	11.89%	7.28%	7.88%	9.35%	10.88%		9.08%		7.75%		7.75%
Jan 2022	5.07%	0.30%	5.37%	5.96%	11.33%	9.95%	11.39%	10.83%	12.72%	13.96%		12.58%		9.52%		9.52%
2022	5.40%	0.45%	5.85%	2.21%	8.06%	6.57%	7.85%	6.96%	8.80%	10.95%	7.04%	9.07%		6.60%		6.60%
Dec 2021	5.52%	0.36%	5.87%	2.77%	8.65%	3.10%	8.51%	6.18%	9.26%	10.52%		9.25%		7.79%		7.79%
Nov 2021	5.26%	0.64%	5.90%	2.46%	8.36%	1.32%	7.74%	7.64%	7.58%	11.61%		8.65%		7.63%		7.63%
Oct 2021	5.40%	0.53%	5.92%	1.57%	7.49%	1.33%	6.46%	8.05%	7.04%	11.68%		8.39%		6.26%		6.26%
Sep 2021	5.60%	0.40%	6.00%	0.96%	6.99%	1.29%	6.45%	6.42%	8.29%	10.39%		8.20%		5.27%		5.27%
Aug 2021	5.24%	0.36%	5.60%	0.72%	6.32%	2.82%	5.60%	7.37%	7.17%	9.86%		7.66%		4.64%		4.64%
Jul 2021	4.97%	0.35%	5.33%	0.49%	5.82%	1.54%	5.12%	6.05%	7.24%	9.60%		7.24%		3.94%		3.94%
Jun 2021	4.68%	0.40%	5.09%	0.54%	5.62%	2.01%	4.81%	4.06%	6.27%	8.74%		6.44%		4.49%		4.49%
May 2021	4.45%	0.33%	4.77%	0.58%	5.35%	1.86%	4.51%	3.70%	4.91%	8.15%		5.75%		4.78%		4.78%
Apr 2021	4.21%	0.27%	4.49%	0.58%	5.07%	0.00%	3.79%	4.51%	5.07%	9.15%		5.91%		3.87%		3.87%
Mar 2021	4.51%	0.32%	4.83%	0.67%	5.50%	0.29%	3.13%	4.82%	6.31%	9.70%		6.26%		4.45%		4.45%
Feb 2021	4.87%	0.49%	5.36%	1.17%	6.53%	3.94%	4.07%	5.95%	6.69%	10.62%		7.02%		5.86%		5.86%
Jan 2021	4.89%	0.21%	5.10%	3.93%	9.03%	9.11%	6.18%	7.03%	10.47%	10.98%		9.13%		8.90%		8.90%
2021	4.97%	0.39%	5.36%	1.39%	6.75%	2.22%	5.57%	5.98%	7.19%	10.10%		7.51%		5.67%		5.67%



Year / Month	Certified absence	Self-certified absence	Non Covid-19 absence	Covid-19 absence	Total absence rate	Avista Limerick	Avista Roscrea	Bros. of Charity, Clare	Bros. of Charity, Limerick	Milford Care Centre	Milford Care Centre OP	Section 38 Voluntary Agencies
May 2024	5.35%	0.36%	5.71%	0.15%	5.86%	5.44%	4.86%	6.22%	6.73%	6.60%	2.74%	5.86%
Apr 2024	5.12%	0.43%	5.55%	0.13%	5.67%	5.25%	5.55%	5.77%	6.57%	4.80%	5.21%	5.67%
Mar 2024	5.08%	0.40%	5.48%	0.09%	5.57%	2.34%	5.87%	5.70%	7.04%	8.07%	8.10%	5.57%
Feb 2024	6.07%	0.29%	6.37%	0.19%	6.56%	3.60%	5.09%	5.16%	7.05%	8.84%	7.32%	6.56%
Jan 2024	4.68%	0.52%	5.20%	0.74%	5.94%	4.15%	6.37%	5.34%	7.99%			5.94%
2024	5.33%	0.39%	5.72%	0.24%	5.96%	4.19%	5.55%	5.64%	7.08%	7.79%	5.71%	5.96%
Dec 2023	4.34%	0.36%	4.70%	0.37%	5.07%	2.50%	5.31%	4.68%	7.81%			5.07%
Nov 2023	4.44%	0.44%	4.88%	0.47%	5.35%	4.16%	4.90%	5.22%	6.85%			5.35%
Oct 2023	4.90%	0.39%	5.29%	0.47%	5.76%	5.28%	6.18%	5.90%	5.89%			5.76%
Sep 2023	4.61%	0.33%	4.93%	1.07%	6.00%	6.16%	6.42%	5.65%	5.89%			6.00%
Aug 2023	4.86%	0.29%	5.15%	0.87%	6.03%	4.72%	7.14%	7.14%	6.05%			6.03%
Jul 2023	4.84%	0.37%	5.21%	0.45%	5.65%	5.38%	4.45%	6.03%	6.41%			5.65%
Jun 2023	4.56%	0.33%	4.89%	0.32%	5.21%	5.08%	4.35%	5.00%	6.05%			5.21%
May 2023	4.64%	0.25%	4.89%	0.49%	5.39%	4.69%	4.51%	5.63%	6.49%			5.39%
Apr 2023	4.89%	0.41%	5.30%	0.28%	5.57%	4.64%	4.41%	5.45%	7.18%			5.57%
Mar 2023	4.06%	0.42%	4.48%	0.41%	4.89%	3.05%	3.49%	4.55%	7.91%			4.89%
Feb 2023	3.93%	0.29%	4.22%	0.65%	4.87%	4.11%	3.89%	3.69%	6.97%			4.87%
Jan 2023	4.92%	0.37%	5.28%	0.82%	6.10%	4.23%	5.32%	5.58%	8.77%			6.10%
2023	4.58%	0.35%	4.93%	0.55%	5.49%	4.49%	5.04%	5.36%	6.86%			5.49%
Dec 2022	5.20%	0.58%	5.78%	1.02%	6.79%	5.22%	5.04%	9.25%	7.80%			6.79%
Nov 2022	4.17%	0.34%	4.51%	0.87%	5.38%	5.17%	3.58%	5.88%	6.26%			5.38%
Oct 2022	3.88%	0.35%	4.23%	1.13%	5.35%	4.43%	4.24%	5.83%	6.47%			5.35%
Sep 2022	3.76%	0.37%	4.13%	0.72%	4.84%	3.19%	2.59%	4.49%	8.09%			4.84%
Aug 2022	3.57%	0.26%	3.83%	0.75%	4.58%	2.43%	2.63%	3.50%	9.01%			4.58%
Jul 2022	4.46%	0.27%	4.73%	2.39%	7.12%	6.22%	6.37%	6.44%	9.02%			7.12%
Jun 2022	3.68%	0.38%	4.06%	1.54%	5.60%	3.94%	5.64%	5.68%	7.22%			5.60%
May 2022	3.85%	0.33%	4.18%	1.22%	5.39%	5.40%	4.55%	4.29%	6.70%			5.39%
Apr 2022	4.55%	0.25%	4.80%	3.69%	8.49%	8.31%	9.40%	4.83%	10.55%			8.49%
Mar 2022	3.66%	0.29%	3.95%	4.38%	8.33%	8.12%	9.39%	8.26%	7.99%			8.33%
Feb 2022	3.67%	0.28%	3.95%	3.79%	7.75%	8.29%	8.42%	6.30%	7.96%			7.75%
Jan 2022	4.60%	0.19%	4.78%	4.73%	9.52%	8.49%	6.72%	9.44%	12.47%			9.52%
2022	4.08%	0.32%	4.41%	2.19%	6.60%	5.75%	5.70%	6.21%	8.28%			6.60%
Dec 2021	4.70%	0.24%	4.94%	2.85%	7.79%	5.50%	8.59%	8.31%	9.25%			7.79%
Nov 2021	4.34%	0.39%	4.73%	2.90%	7.63%	6.56%	8.57%	7.52%	8.25%			7.63%
Oct 2021	4.02%	0.35%	4.38%	1.88%	6.26%	6.56%	3.38%	6.62%	7.29%			6.26%
Sep 2021	4.07%	0.23%	4.30%	0.98%	5.27%	5.09%	4.16%	5.36%	6.01%			5.27%
Aug 2021	3.69%	0.19%	3.87%	0.77%	4.64%	3.94%	3.44%	4.97%	6.01%			4.64%
Jul 2021	3.16%	0.21%	3.36%	0.58%	3.94%	1.74%	3.46%	4.99%	5.82%			3.94%
Jun 2021	3.44%	0.30%	3.74%	0.75%	4.49%	3.44%	3.29%	4.75%	6.13%			4.49%
May 2021	3.51%	0.28%	3.79%	0.99%	4.78%	4.66%	4.02%	4.74%	5.31%			4.78%
Apr 2021	2.81%	0.18%	2.99%	0.88%	3.87%	3.63%	2.57%	4.21%	4.60%			3.87%
Mar 2021	3.38%	0.25%	3.63%	0.82%	4.45%	4.44%	3.69%	4.70%	4.74%			4.45%
Feb 2021	4.07%	0.61%	4.68%	1.17%	5.86%	5.53%	5.21%	6.73%	5.92%			5.86%
Jan 2021	4.05%	0.12%	4.17%	4.73%	8.90%	7.62%	6.38%	8.37%	11.52%			8.90%
2021	3.77%	0.28%	4.05%	1.62%	5.67%	4.87%	4.75%	5.96%	6.81%			5.67%