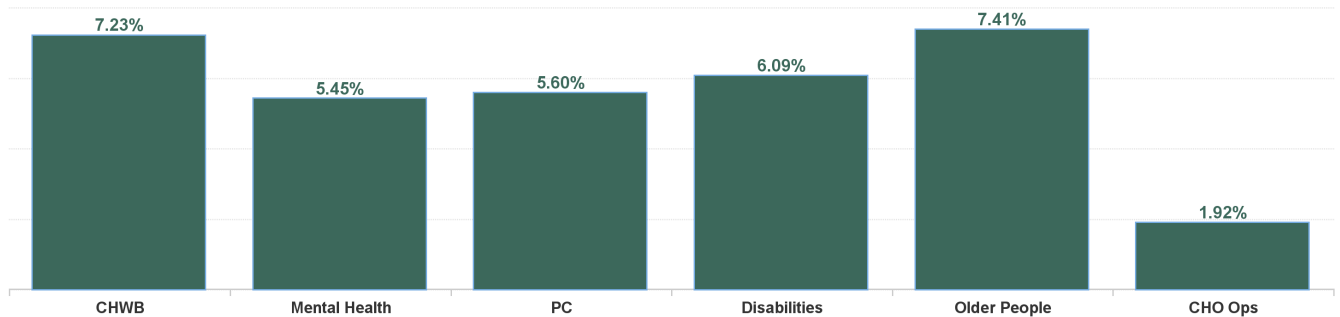


February 2024

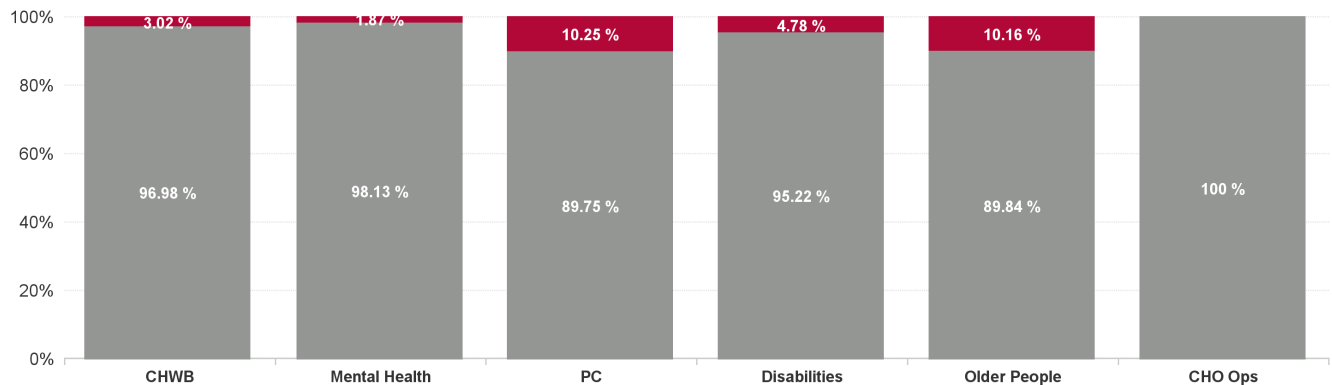
Health Service Absence Rate - by Staff Category: Feb 2024	Certified absence	Self-certified absence	Non Covid-19 absence	Covid-19 absence	Total absence rate	% Non Covid-19 absence	% Covid-19 absence
CHO 4	5.04%	0.67%	5.71%	0.43%	6.14%	92.99%	7.01%
Medical & Dental	1.25%	0.19%	1.45%	0.10%	1.54%	93.77%	6.23%
Nursing & Midwifery	5.81%	0.69%	6.50%	0.55%	7.05%	92.24%	7.76%
Health & Social Care Professionals	4.72%	0.52%	5.23%	0.05%	5.28%	99.14%	0.86%
Management & Administrative	3.72%	0.41%	4.13%	0.12%	4.26%	97.14%	2.86%
General Support	5.71%	1.03%	6.75%	0.89%	7.63%	88.40%	11.60%
Patient & Client Care	5.38%	0.82%	6.19%	0.58%	6.78%	91.41%	8.59%

Health Service Absence Rate - by Care Group: Feb 2024	Certified absence	Self-certified absence	Non Covid-19 absence	Covid-19 absence	Total absence rate	% Non Covid-19 absence	% Covid-19 absence
CHO 4	5.04%	0.67%	5.71%	0.43%	6.14%	92.99%	7.01%
Community Health & Wellbeing	6.35%	0.67%	7.02%	0.22%	7.23%	96.98%	3.02%
Primary Care	4.58%	0.45%	5.03%	0.57%	5.60%	89.75%	10.25%
Disabilities	4.85%	0.95%	5.80%	0.29%	6.09%	95.22%	4.78%
Mental Health	4.93%	0.41%	5.34%	0.10%	5.45%	98.13%	1.87%
Older People	5.95%	0.71%	6.65%	0.75%	7.41%	89.84%	10.16%
CHO Operations	1.42%	0.50%	1.92%	0.00%	1.92%	100.00%	0.00%
Community Services	5.04%	0.67%	5.71%	0.43%	6.14%	92.99%	7.01%

Total Absence Rate

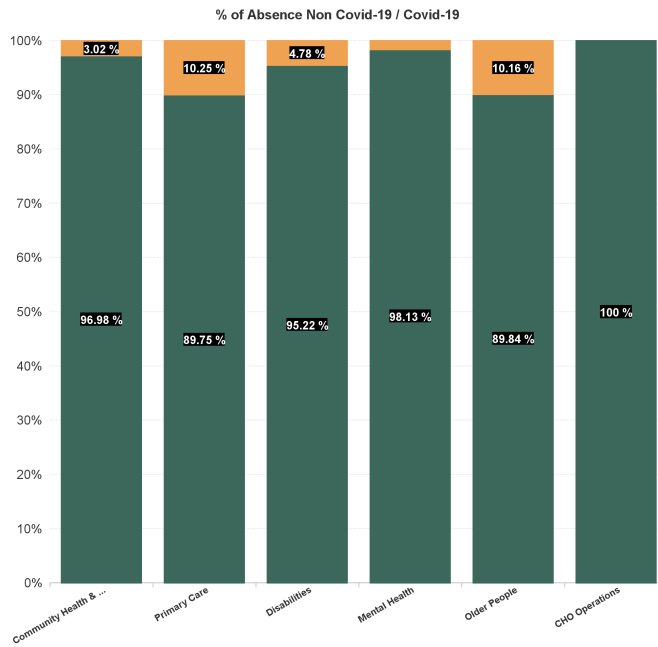
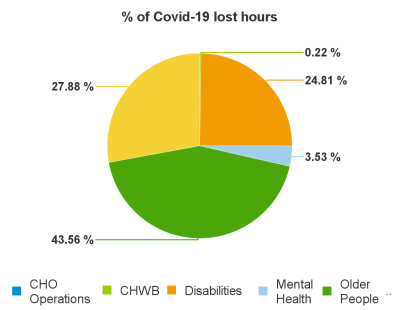
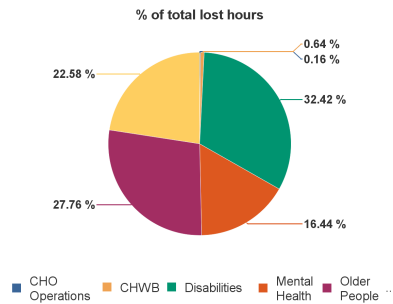


% of Absence Non Covid-19 / Covid-19



February 2024

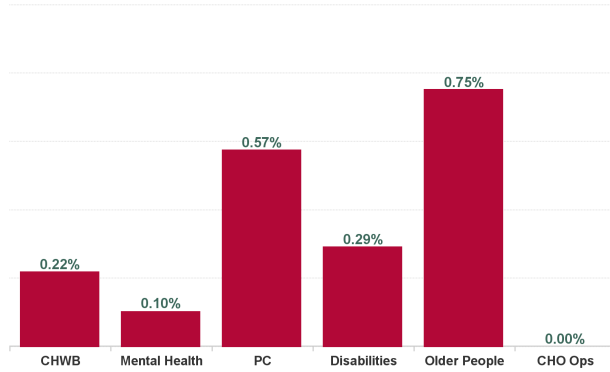
Health Service Absence Rate - by Care Group : Feb 2024	Certified absence	Self- certified absence	Non Covid-19 absence	Covid-19 absence	Total absence rate	Medical & Dental	Nursing & Midwifery	Health & Social Care Professionals	Management & Administrative	General Support	Patient & Client Care
CHO 4	5.04%	0.67%	5.71%	0.43%	6.14%	1.54%	7.05%	5.28%	4.26%	7.63%	6.78%
Community Health & Wellbeing	6.35%	0.67%	7.02%	0.22%	7.23%		44.24%	1.07%	5.00%		6.34%
Primary Care	4.58%	0.45%	5.03%	0.57%	5.60%	1.55%	6.35%	5.07%	4.49%	15.22%	6.91%
Disabilities	4.85%	0.95%	5.80%	0.29%	6.09%	0.00%	7.88%	4.81%	5.49%	6.69%	6.02%
Mental Health	4.93%	0.41%	5.34%	0.10%	5.45%	1.83%	6.11%	6.11%	3.16%	3.42%	7.61%
Older People	5.95%	0.71%	6.65%	0.75%	7.41%	0.00%	8.16%	9.86%	3.40%	6.22%	7.92%
CHO Operations	1.42%	0.50%	1.92%	0.00%	1.92%		2.20%	3.20%	0.75%		
Community Services	5.04%	0.67%	5.71%	0.43%	6.14%	1.54%	7.05%	5.28%	4.26%	7.63%	6.78%



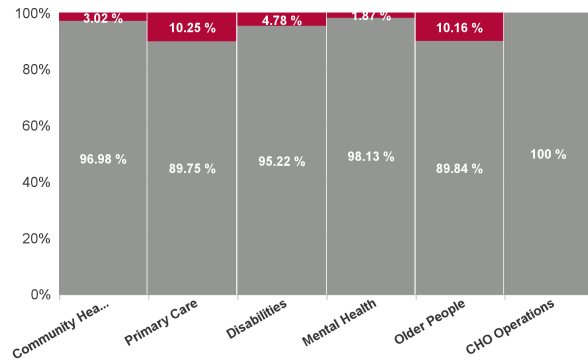
February 2024

Health Service Absence Rate - by Care Group : Feb 2024	Non Covid-19 absence	Covid-19 absence	Total absence rate	Medical & Dental	Nursing & Midwifery	Health & Social Care Professionals	Management & Administrative	General Support	Patient & Client Care
CHO 4	5.71%	0.43%	6.14%	0.10%	0.55%	0.05%	0.12%	0.89%	0.58%
Community Health & Wellbeing	7.02%	0.22%	7.23%		0.00%	0.00%	0.46%		0.00%
Primary Care	5.03%	0.57%	5.60%	0.09%	1.06%	0.03%	0.08%	2.86%	0.92%
Disabilities	5.80%	0.29%	6.09%	0.00%	0.41%	0.06%	0.05%	0.16%	0.37%
Mental Health	5.34%	0.10%	5.45%	0.13%	0.02%	0.06%	0.19%	0.00%	0.47%
Older People	6.65%	0.75%	7.41%	0.00%	0.73%	0.00%	0.24%	0.94%	0.90%
CHO Operations	1.92%	0.00%	1.92%		0.00%	0.00%	0.00%		
Community Services	5.71%	0.43%	6.14%	0.10%	0.55%	0.05%	0.12%	0.89%	0.58%

Total COVID Absence Rate

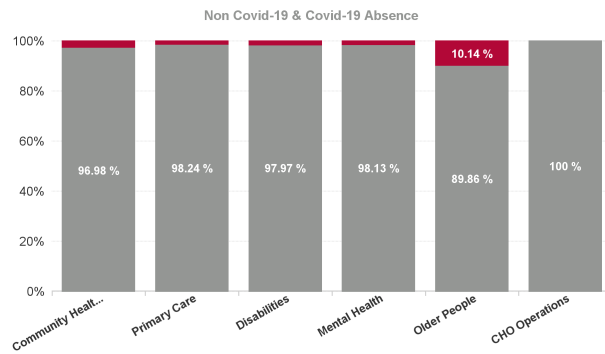
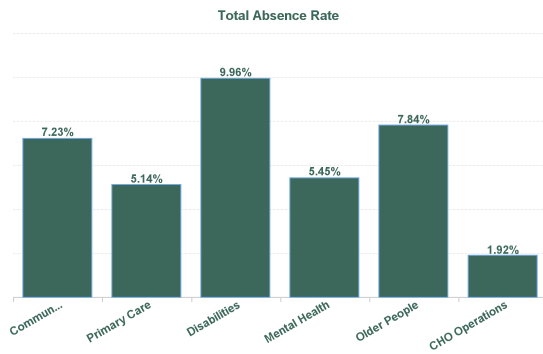


% of Absence Non Covid-19 / Covid-19



February 2024

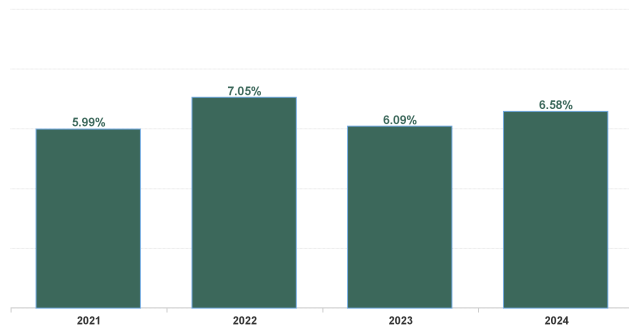
Health Service Absence Rate - by Admin : Feb 2024	Certified absence	Self-certified absence	Non Covid-19 absence	Covid-19 absence	Total absence rate	Medical & Dental	Nursing & Midwifery	Health & Social Care Professionals	Management & Administrative	General Support	Patient & Client Care
Total	5.04%	0.67%	5.71%	0.43%	6.14%	1.54%	7.05%	5.28%	4.26%	7.63%	6.78%
Community Health & Wellbeing	6.35%	0.67%	7.02%	0.22%	7.23%		44.24%	1.07%	5.00%		6.34%
Primary Care	4.64%	0.41%	5.05%	0.09%	5.14%	2.08%	5.52%	5.52%	5.26%	2.93%	5.59%
Disabilities	9.03%	0.73%	9.76%	0.20%	9.96%	0.00%	15.42%	7.73%	10.17%	7.38%	8.84%
Mental Health	4.93%	0.41%	5.34%	0.10%	5.45%	1.83%	6.11%	6.11%	3.16%	3.42%	7.61%
Older People	6.36%	0.69%	7.05%	0.80%	7.84%	0.00%	8.75%	9.86%	3.44%	6.22%	8.51%
CHO Operations	1.42%	0.50%	1.92%	0.00%	1.92%		2.20%	3.20%	0.75%		
Health Service Executive	5.56%	0.53%	6.09%	0.34%	6.43%	1.76%	7.15%	5.97%	4.74%	5.37%	8.13%
Section 38 Voluntary Agencies	4.17%	0.90%	5.07%	0.58%	5.65%	0.00%	6.74%	4.16%	2.61%	10.12%	5.71%



Year / Month	Certified absence	Self-certified absence	Non Covid-19 absence	Covid-19 absence	Total absence rate	Medical & Dental	Nursing & Midwifery	Health & Social Care Professionals	Management & Administrative	General Support	Patient & Client Care
Feb 2024	5.04%	0.67%	5.71%	0.43%	6.14%	1.54%	7.05%	5.28%	4.26%	7.63%	6.78%
Jan 2024	5.54%	0.80%	6.35%	0.68%	7.02%	2.56%	8.10%	5.86%	5.95%	7.41%	7.56%
2024	5.29%	0.73%	6.03%	0.55%	6.58%	2.06%	7.57%	5.57%	5.12%	7.52%	7.17%
Dec 2023	5.31%	0.88%	6.20%	0.57%	6.76%	3.18%	7.50%	6.06%	4.82%	6.69%	7.48%
Nov 2023	5.15%	0.84%	5.99%	0.40%	6.38%	3.18%	7.03%	5.65%	4.26%	6.25%	7.44%
Oct 2023	5.14%	0.86%	6.01%	0.53%	6.53%	3.55%	7.11%	5.82%	4.62%	6.92%	7.38%
Sep 2023	5.11%	0.73%	5.85%	0.77%	6.61%	2.31%	7.56%	6.61%	4.49%	5.97%	7.22%
Aug 2023	5.27%	0.74%	6.01%	0.85%	6.86%	2.41%	7.34%	6.14%	4.81%	8.97%	7.76%
Jul 2023	4.63%	0.60%	5.23%	0.44%	5.67%	2.70%	5.94%	4.58%	3.63%	5.95%	6.86%
Jun 2023	4.87%	0.56%	5.44%	0.39%	5.83%	3.32%	6.26%	4.49%	4.09%	6.68%	6.84%
May 2023	4.79%	0.56%	5.35%	0.44%	5.79%	1.73%	6.10%	4.72%	3.88%	6.52%	7.10%
Apr 2023	4.82%	0.61%	5.43%	0.46%	5.89%	2.73%	6.12%	4.49%	3.58%	5.43%	7.45%
Mar 2023	3.76%	0.50%	4.26%	0.39%	4.65%	2.85%	4.07%	4.47%	2.40%	5.94%	6.10%
Feb 2023	4.19%	0.83%	5.02%	0.43%	5.45%	1.75%	5.16%	5.26%	3.50%	6.53%	6.41%
Jan 2023	4.74%	1.05%	5.79%	1.10%	6.89%	3.07%	6.97%	6.45%	4.18%	7.98%	7.73%
2023	4.82%	0.72%	5.54%	0.55%	6.09%	2.75%	6.39%	5.36%	4.02%	6.61%	7.14%
Dec 2022	4.44%	0.91%	5.34%	0.81%	6.16%	2.97%	5.85%	6.77%	3.04%	6.69%	7.25%
Nov 2022	4.41%	0.71%	5.11%	0.71%	5.82%	3.30%	5.77%	5.32%	2.88%	8.22%	6.69%
Oct 2022	4.54%	0.92%	5.45%	0.70%	6.15%	3.56%	5.80%	5.92%	2.32%	9.48%	7.23%
Sep 2022	4.07%	0.69%	4.76%	0.74%	5.50%	2.39%	5.12%	3.69%	2.81%	7.31%	6.98%
Aug 2022	3.91%	0.70%	4.61%	1.00%	5.61%	2.31%	5.61%	5.07%	2.46%	5.37%	6.90%
Jul 2022	4.53%	0.56%	5.08%	2.16%	7.24%	3.67%	7.72%	6.34%	3.58%	5.51%	8.58%
Jun 2022	3.47%	0.95%	4.42%	1.36%	5.78%	2.55%	5.53%	5.31%	2.70%	7.06%	7.17%
May 2022	3.29%	0.98%	4.26%	1.39%	5.66%	3.55%	5.88%	3.71%	2.23%	6.63%	7.00%
Apr 2022	3.68%	1.19%	4.87%	4.63%	9.50%	5.48%	9.87%	7.60%	4.69%	9.76%	11.32%
Mar 2022	4.07%	1.34%	5.41%	3.82%	9.22%	5.09%	9.77%	7.89%	4.92%	8.97%	10.78%
Feb 2022	3.51%	1.15%	4.66%	3.09%	7.75%	1.75%	8.28%	6.07%	3.60%	7.22%	9.61%
Jan 2022	3.84%	1.19%	5.03%	5.31%	10.34%	2.64%	10.67%	7.93%	4.71%	9.49%	13.02%
2022	3.98%	0.94%	4.92%	2.13%	7.05%	3.37%	7.06%	5.99%	3.30%	7.65%	8.56%
Dec 2021	4.00%	0.96%	4.95%	2.58%	7.53%	2.75%	7.86%	5.15%	3.60%	9.08%	9.59%
Nov 2021	4.27%	0.99%	5.26%	2.39%	7.65%	2.79%	7.18%	7.19%	3.72%	6.81%	9.89%
Oct 2021	4.59%	0.74%	5.33%	1.13%	6.45%	3.10%	6.07%	5.60%	3.79%	4.95%	8.31%
Sep 2021	3.98%	0.65%	4.63%	0.92%	5.55%	1.70%	5.92%	3.79%	2.89%	4.06%	7.30%
Aug 2021	4.10%	0.53%	4.64%	0.64%	5.28%	1.32%	5.36%	2.75%	2.64%	3.49%	7.46%
Jul 2021	3.68%	0.43%	4.11%	0.63%	4.74%	1.53%	4.45%	3.00%	2.48%	4.94%	6.70%
Jun 2021	3.80%	0.64%	4.44%	0.63%	5.07%	1.52%	4.87%	3.34%	2.89%	5.48%	6.69%
May 2021	3.54%	0.65%	4.19%	0.72%	4.91%	1.67%	4.53%	3.16%	2.50%	5.61%	6.38%
Apr 2021	3.14%	0.51%	3.65%	0.90%	4.55%	1.01%	4.91%	2.84%	1.87%	4.32%	6.12%
Mar 2021	3.15%	0.60%	3.74%	1.09%	4.84%	2.23%	5.36%	3.99%	1.78%	4.62%	5.85%
Feb 2021	3.56%	0.45%	4.01%	2.90%	6.91%	2.21%	8.05%	4.21%	2.88%	5.47%	8.79%
Jan 2021	3.62%	0.42%	4.05%	3.69%	7.73%	2.50%	8.89%	5.14%	3.59%	5.89%	9.61%
2021	3.81%	0.63%	4.44%	1.55%	5.99%	2.01%	6.25%	4.21%	2.91%	5.33%	7.77%

Year / Month	Certified absence	Self-certified absence	Non Covid-19 absence	Covid-19 absence	Total absence rate	CHWB	Mental Health	PC	Disabilities	Older People	CHO Ops
Feb 2024	5.04%	0.67%	5.71%	0.43%	6.14%	7.23%	5.45%	5.60%	6.09%	7.41%	1.92%
Jan 2024	5.54%	0.80%	6.35%	0.68%	7.02%	8.00%	6.79%	5.96%	6.72%	8.76%	2.26%
2024	5.29%	0.73%	6.03%	0.55%	6.58%	7.63%	6.15%	5.77%	6.41%	8.09%	2.10%
Dec 2023	5.31%	0.88%	6.20%	0.57%	6.76%	7.32%	6.93%	5.59%	6.45%	8.05%	3.84%
Nov 2023	5.15%	0.84%	5.99%	0.40%	6.38%	3.48%	6.43%	5.26%	6.18%	7.91%	3.33%
Oct 2023	5.14%	0.86%	6.01%	0.53%	6.53%	6.52%	6.67%	5.52%	6.42%	7.60%	3.83%
Sep 2023	5.11%	0.73%	5.85%	0.77%	6.61%	3.33%	5.80%	5.26%	6.84%	8.33%	6.32%
Aug 2023	5.27%	0.74%	6.01%	0.85%	6.86%	3.74%	6.32%	5.06%	6.92%	8.91%	4.87%
Jul 2023	4.63%	0.60%	5.23%	0.44%	5.67%	2.80%	5.65%	4.10%	5.52%	7.36%	
Jun 2023	4.87%	0.56%	5.44%	0.39%	5.83%	3.86%	5.77%	4.20%	5.61%	7.77%	0.89%
May 2023	4.79%	0.56%	5.35%	0.44%	5.79%	3.65%	5.80%	4.31%	5.71%	7.44%	0.43%
Apr 2023	4.82%	0.61%	5.43%	0.46%	5.89%	2.80%	5.65%	4.06%	6.15%	7.36%	
Mar 2023	3.76%	0.50%	4.26%	0.39%	4.65%	1.20%	3.99%	3.22%	5.62%	5.27%	
Feb 2023	4.19%	0.83%	5.02%	0.43%	5.45%		5.58%	3.34%	5.42%	6.71%	
Jan 2023	4.74%	1.05%	5.79%	1.10%	6.89%		7.40%	4.67%	6.60%	8.52%	
2023	4.82%	0.72%	5.54%	0.55%	6.09%	3.84%	5.94%	4.58%	6.12%	7.56%	3.57%
Dec 2022	4.44%	0.91%	5.34%	0.81%	6.16%		5.89%	3.66%	7.15%	6.53%	
Nov 2022	4.41%	0.71%	5.11%	0.71%	5.82%		5.03%	4.17%	6.53%	6.25%	
Oct 2022	4.54%	0.92%	5.45%	0.70%	6.15%		5.32%	3.85%	7.08%	6.71%	
Sep 2022	4.07%	0.69%	4.76%	0.74%	5.50%		4.68%	3.37%	6.29%	6.11%	
Aug 2022	3.91%	0.70%	4.61%	1.00%	5.61%		5.42%	3.16%	6.50%	5.80%	
Jul 2022	4.53%	0.56%	5.08%	2.16%	7.24%		7.04%	5.32%	7.69%	7.70%	
Jun 2022	3.47%	0.95%	4.42%	1.36%	5.78%		4.63%	3.24%	7.66%	5.64%	
May 2022	3.29%	0.98%	4.26%	1.39%	5.66%		4.78%	3.88%	6.20%	6.54%	
Apr 2022	3.68%	1.19%	4.87%	4.63%	9.50%		8.15%	6.42%	10.71%	10.68%	
Mar 2022	4.07%	1.34%	5.41%	3.82%	9.22%		7.05%	7.59%	11.19%	8.99%	
Feb 2022	3.51%	1.15%	4.66%	3.09%	7.75%		6.97%	5.59%	8.41%	9.04%	
Jan 2022	3.84%	1.19%	5.03%	5.31%	10.34%		9.26%	6.54%	12.16%	10.43%	
2022	3.98%	0.94%	4.92%	2.13%	7.05%		6.19%	4.71%	8.13%	7.48%	
Dec 2021	4.00%	0.96%	4.95%	2.58%	7.53%	#DIV/0	6.08%	3.62%	10.20%	7.79%	
Nov 2021	4.27%	0.99%	5.26%	2.39%	7.65%	#DIV/0	5.43%	4.39%	10.32%	7.55%	
Oct 2021	4.59%	0.74%	5.33%	1.13%	6.45%	#DIV/0	4.84%	3.58%	8.10%	7.10%	
Sep 2021	3.98%	0.65%	4.63%	0.92%	5.55%	#DIV/0	4.21%	3.07%	6.89%	6.73%	
Aug 2021	4.10%	0.53%	4.64%	0.64%	5.28%	#DIV/0	4.14%	2.46%	6.04%	6.83%	
Jul 2021	3.88%	0.43%	4.11%	0.63%	4.74%	#DIV/0	3.52%	2.44%	5.35%	6.35%	
Jun 2021	3.80%	0.64%	4.44%	0.63%	5.07%	#DIV/0	4.05%	2.73%	5.65%	6.57%	
May 2021	3.54%	0.65%	4.19%	0.72%	4.91%	#DIV/0	2.88%	2.30%	5.48%	6.31%	
Apr 2021	3.14%	0.51%	3.65%	0.90%	4.55%	#DIV/0	3.29%	1.69%	5.14%	7.06%	
Mar 2021	3.15%	0.60%	3.74%	1.09%	4.84%	#DIV/0	4.19%	2.34%	5.44%	6.07%	
Feb 2021	3.56%	0.45%	4.01%	2.90%	6.91%	#DIV/0	4.56%	3.54%	6.73%	11.22%	
Jan 2021	3.62%	0.42%	4.05%	3.69%	7.73%	#DIV/0	5.72%	3.61%	10.05%	8.67%	
2021	3.81%	0.63%	4.44%	1.55%	5.99%	#DIV/0	4.57%	3.01%	7.14%	7.41%	

Total Absence Rate



% of Absence Non Covid-19 / Covid-19

