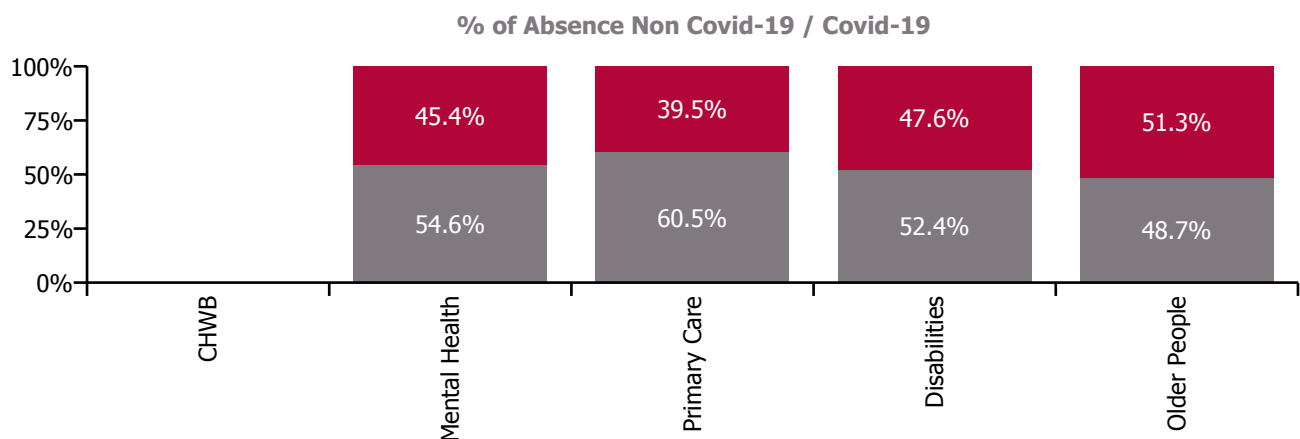
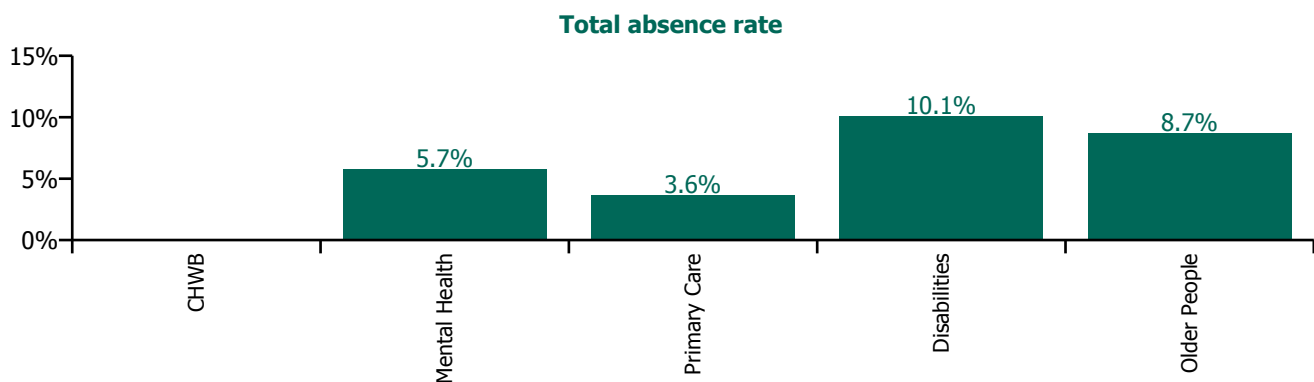


## January 2021

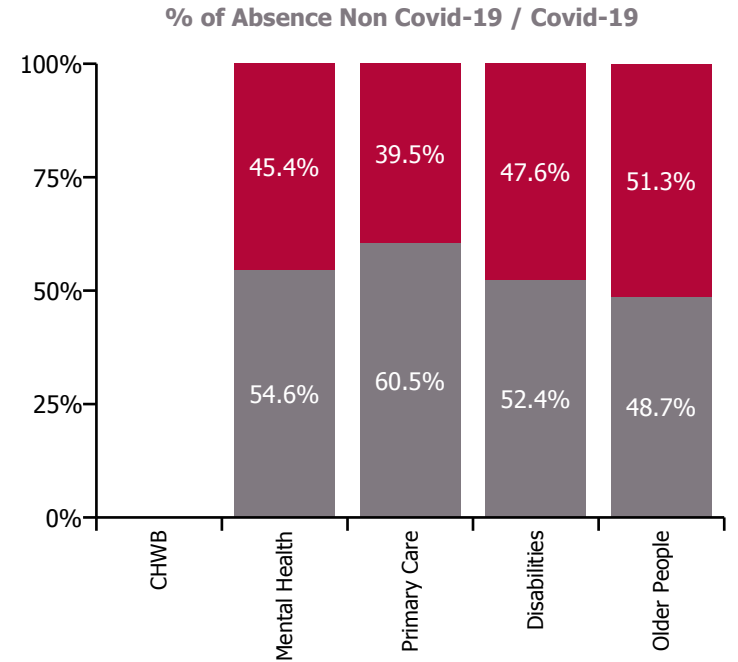
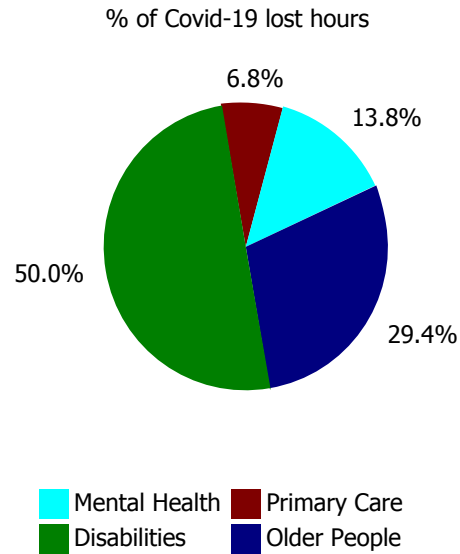
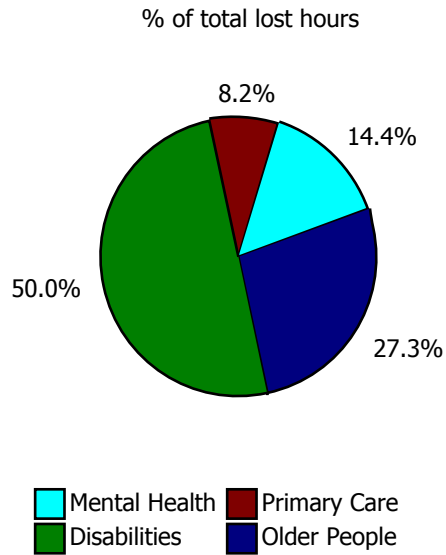
Health Service Absence Rate - by Staff Category: Jan 2021	Certified absence	Self-certified absence	Non Covid-19 absence	Covid-19 absence	Total absence rate	% Non Covid-19 absence	% Covid-19 absence
<b>CHO 4</b>	<b>3.6%</b>	<b>0.4%</b>	<b>4.0%</b>	<b>3.7%</b>	<b>7.7%</b>	<b>52.3%</b>	<b>47.7%</b>
Medical & Dental	1.8%	0.2%	2.0%	0.5%	2.5%	79.5%	20.5%
Nursing & Midwifery	4.0%	0.3%	4.3%	4.6%	8.9%	48.5%	51.5%
Health & Social Care Professionals	2.5%	0.4%	2.8%	2.3%	5.1%	54.9%	45.1%
Management & Administrative	2.1%	0.3%	2.4%	1.2%	3.6%	65.7%	34.3%
General Support	3.2%	0.1%	3.3%	2.6%	5.9%	56.2%	43.8%
Patient & Client Care	4.4%	0.7%	5.0%	4.6%	9.6%	52.4%	47.6%

Health Service Absence Rate - by Care Group: Jan 2021	Certified absence	Self-certified absence	Non Covid-19 absence	Covid-19 absence	Total absence rate	% Non Covid-19 absence	% Covid-19 absence
<b>CHO 4</b>	<b>3.6%</b>	<b>0.4%</b>	<b>4.0%</b>	<b>3.7%</b>	<b>7.7%</b>	<b>52.3%</b>	<b>47.7%</b>
Community Health & Wellbeing						#DIV/0	
Mental Health	3.0%	0.1%	3.1%	2.6%	5.7%	54.6%	45.4%
Primary Care	2.1%	0.1%	2.2%	1.4%	3.6%	60.5%	39.5%
Disabilities	4.5%	0.8%	5.3%	4.8%	10.1%	52.4%	47.6%
Older People	3.9%	0.3%	4.2%	4.4%	8.7%	48.7%	51.3%



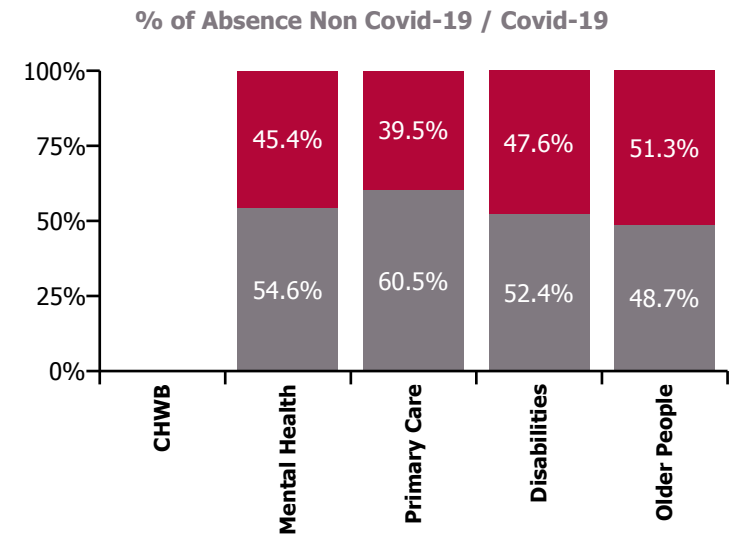
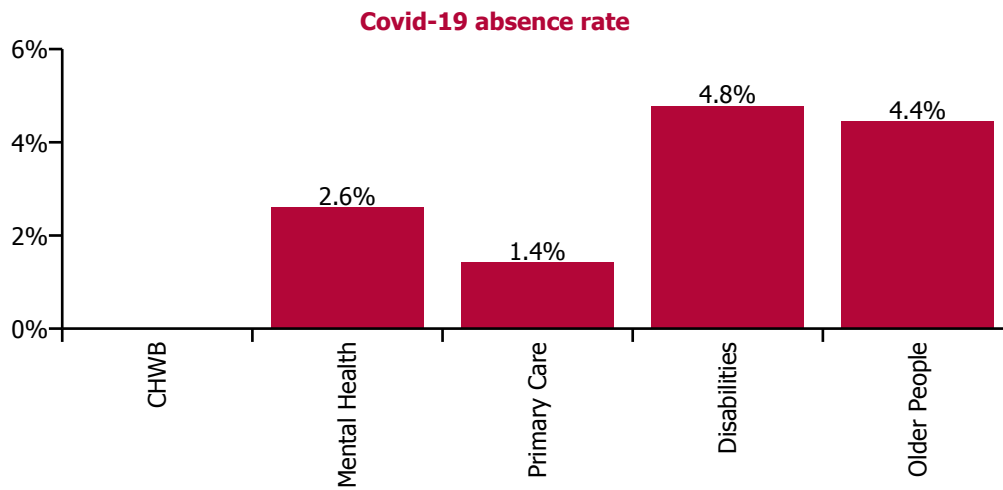
## January 2021

Health Service Absence Rate - by Care Group: Jan 2021	Medical & Dental	Nursing & Midwifery	Health & Social Care Professionals	Management & Administrative	General Support	Patient & Client Care	Certified absence	Self-certified absence	Non Covid-19 absence	Covid-19 absence	Total absence rate
<b>CHO 4</b>	<b>2.5%</b>	<b>8.9%</b>	<b>5.1%</b>	<b>3.6%</b>	<b>5.9%</b>	<b>9.6%</b>	<b>3.6%</b>	<b>0.4%</b>	<b>4.0%</b>	<b>3.7%</b>	<b>7.7%</b>
Community Health & Wellbeing											
Mental Health	2.8%	7.2%	2.6%	3.4%	6.0%	6.2%	3.0%	0.1%	3.1%	2.6%	<b>5.7%</b>
Primary Care	2.6%	6.0%	2.2%	2.5%	2.9%	3.8%	2.1%	0.1%	2.2%	1.4%	<b>3.6%</b>
Disabilities	0.0%	10.8%	8.4%	4.6%	5.6%	11.4%	4.5%	0.8%	5.3%	4.8%	<b>10.1%</b>
Older People	0.2%	11.0%	2.0%	4.5%	6.5%	8.5%	3.9%	0.3%	4.2%	4.4%	<b>8.7%</b>



## January 2021

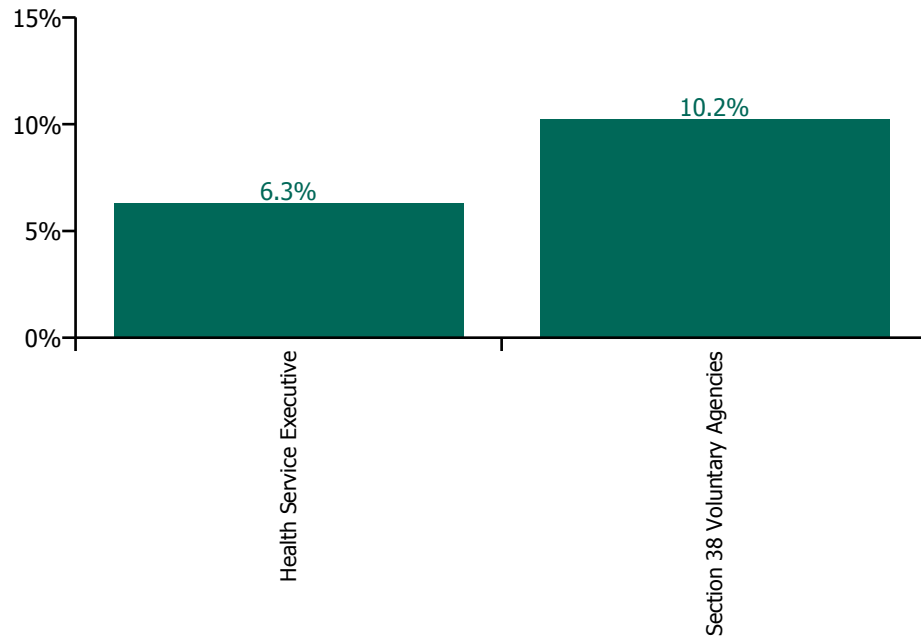
Health Service Covid-19 Absence Rate - by Staff Category & Care Group: Jan 2021	Medical & Dental	Nursing & Midwifery	Health & Social Care Professionals	Management & Administrative	General Support	Patient & Client Care	Covid-19 absence	Non Covid-19 absence	Total absence rate
<b>CHO 4</b>	<b>0.5%</b>	<b>4.6%</b>	<b>2.3%</b>	<b>3.6%</b>	<b>2.6%</b>	<b>4.6%</b>	<b>3.7%</b>	<b>4.0%</b>	<b>7.7%</b>
Community Health & Wellbeing									
Mental Health	0.7%	3.7%	0.4%	3.4%	2.9%	3.0%	2.6%	3.1%	5.7%
Primary Care	0.4%	2.1%	0.3%	2.5%	2.9%	2.4%	1.4%	2.2%	3.6%
Disabilities	0.0%	5.8%	4.4%	4.6%	2.0%	5.2%	4.8%	5.3%	10.1%
Older People	0.2%	6.1%	1.9%	4.5%	3.1%	4.3%	4.4%	4.2%	8.7%



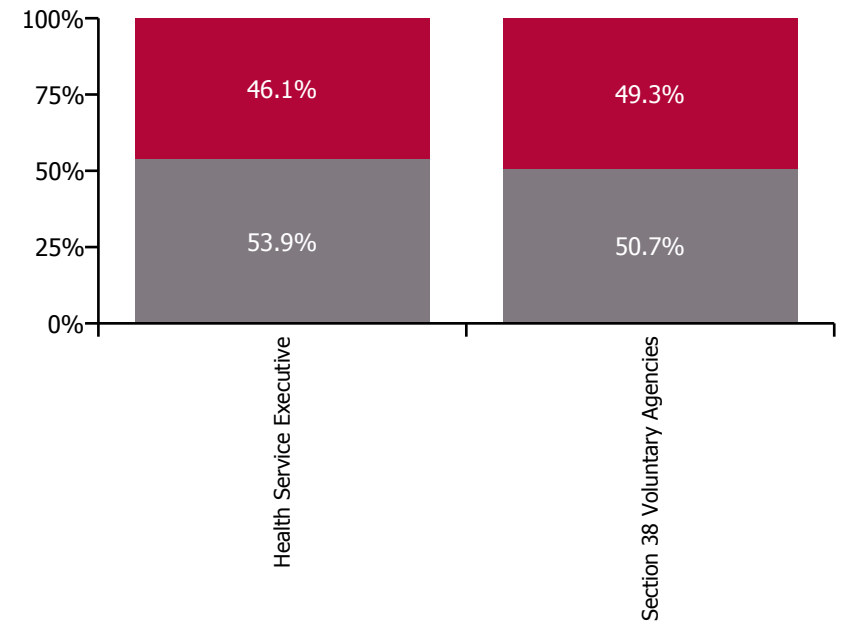
## January 2021

Health Service Absence Rate - by Care Group: Jan 2021	Medical & Dental	Nursing & Midwifery	Health & Social Care Professionals	Management & Administrative	General Support	Patient & Client Care	Certified absence	Self-certified absence	Non Covid-19 absence	Covid-19 absence	Total absence rate
<b>CHO 4</b>	<b>2.5%</b>	<b>8.9%</b>	<b>5.1%</b>	<b>3.6%</b>	<b>5.9%</b>	<b>9.6%</b>	<b>3.6%</b>	<b>0.4%</b>	<b>4.0%</b>	<b>3.7%</b>	<b>7.7%</b>
Health Service Executive	2.8%	8.3%	2.5%	3.3%	6.4%	7.3%	3.2%	0.2%	3.4%	2.9%	6.3%
Community Health & Wellbeing											
Mental Health	2.8%	7.2%	2.6%	3.4%	6.0%	6.2%	3.0%	0.1%	3.1%	2.6%	5.7%
Primary Care	3.2%	6.2%	2.2%	2.2%	0.0%	2.6%	2.2%	0.1%	2.3%	1.2%	3.5%
Disabilities	0.0%	3.9%	4.1%	5.3%	8.6%	7.7%	3.9%	0.4%	4.4%	1.8%	6.2%
Older People	0.2%	11.0%	2.0%	4.5%	6.5%	8.5%	3.9%	0.3%	4.2%	4.4%	8.7%
Section 38 Voluntary Agencies	0.0%	11.4%	8.8%	4.5%	5.0%	11.7%	4.4%	0.8%	5.2%	5.1%	10.2%

Total absence rate

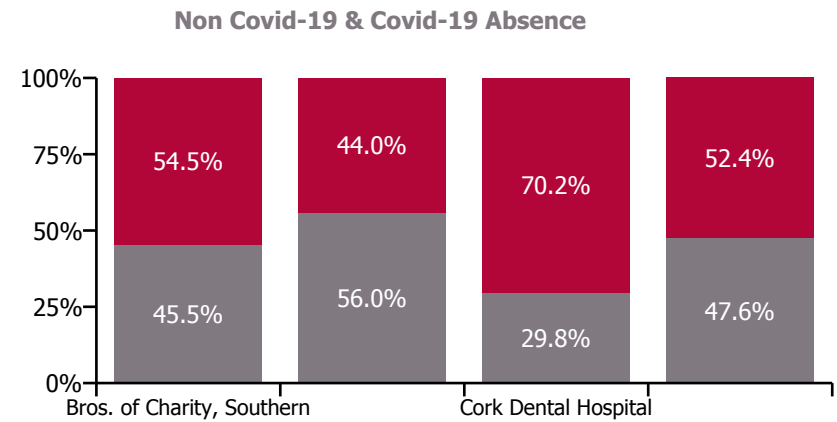
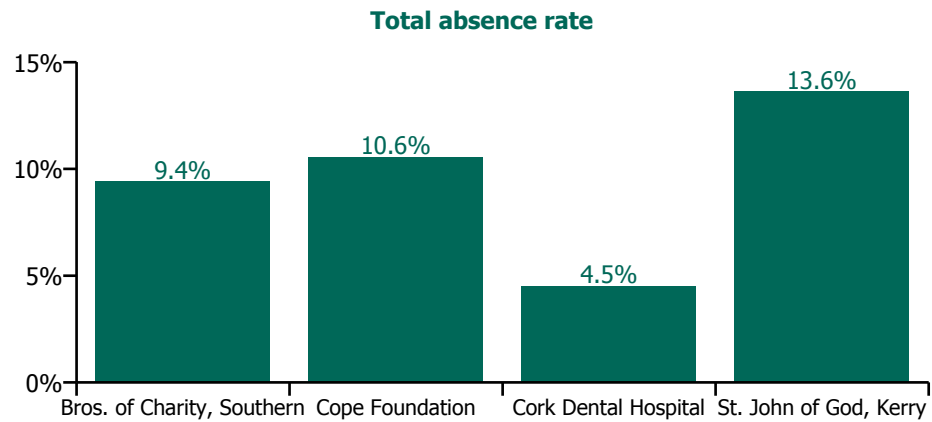


Non Covid-19 & Covid-19 Absence



## January 2021

Health Service Absence Rate - by Care Group: Jan 2021	Medical & Dental	Nursing & Midwifery	Health & Social Care Professionals	Management & Administrative	General Support	Patient & Client Care	Certified absence	Self-certified absence	Non Covid-19 absence	Covid-19 absence	Total absence rate
<b>CHO 4</b>	<b>0.0%</b>	<b>11.4%</b>	<b>8.8%</b>	<b>4.5%</b>	<b>5.0%</b>	<b>11.7%</b>	<b>4.4%</b>	<b>0.8%</b>	<b>5.2%</b>	<b>5.1%</b>	<b>10.2%</b>
<b>Section 38 Voluntary Agencies</b>	<b>0.0%</b>	<b>11.4%</b>	<b>8.8%</b>	<b>4.5%</b>	<b>5.0%</b>	<b>11.7%</b>	<b>4.4%</b>	<b>0.8%</b>	<b>5.2%</b>	<b>5.1%</b>	<b>10.2%</b>
Bros. of Charity, Southern		14.7%	9.4%	1.9%	0.0%	9.7%	4.1%	0.2%	4.3%	5.1%	<b>9.4%</b>
Cope Foundation		10.2%	5.9%	6.9%	1.7%	12.8%	4.4%	1.5%	5.9%	4.6%	<b>10.6%</b>
Cork Dental Hospital	0.0%	0.6%	0.0%	5.0%	3.4%	10.6%	1.3%	0.1%	1.3%	3.2%	<b>4.5%</b>
St. John of God, Kerry		13.5%	13.2%	4.2%	18.1%	13.8%	6.1%	0.4%	6.5%	7.1%	<b>13.6%</b>

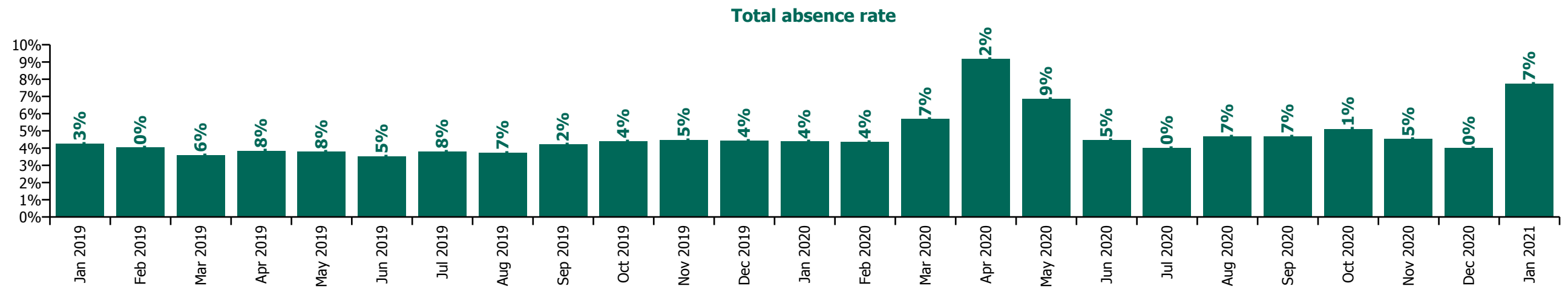
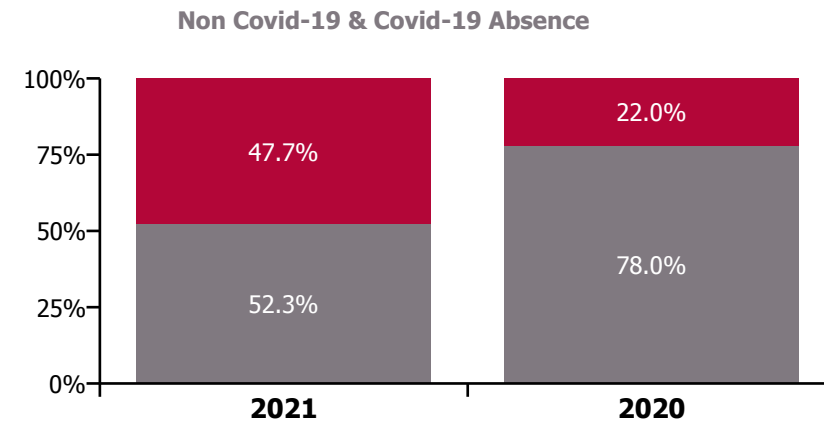
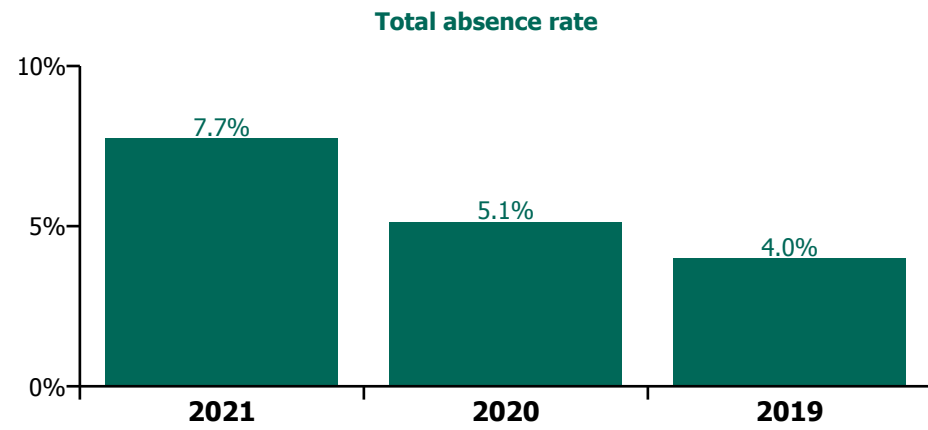


## CHO 4 by Staff Category

Year/ month	Medical & Dental	Nursing & Midwifery	Health & Social Care Professionals	Management & Administrative	General Support	Patient & Client Care	Certified absence	Self-certified absence	Non Covid-19 absence	Covid-19 absence	Total absence rate
<b>2021</b>	<b>2.5%</b>	<b>8.9%</b>	<b>5.1%</b>	<b>3.6%</b>	<b>5.9%</b>	<b>9.6%</b>	<b>3.6%</b>	<b>0.4%</b>	<b>4.0%</b>	<b>3.7%</b>	<b>7.7%</b>
Jan 2021	2.5%	8.9%	5.1%	3.6%	5.9%	9.6%	3.6%	0.4%	4.0%	3.7%	7.7%
<b>2020</b>	<b>2.6%</b>	<b>5.3%</b>	<b>3.4%</b>	<b>2.8%</b>	<b>6.1%</b>	<b>6.5%</b>	<b>3.6%</b>	<b>0.4%</b>	<b>4.0%</b>	<b>1.1%</b>	<b>5.1%</b>
Dec 2020	2.6%	3.6%	3.2%	2.2%	3.3%	5.5%	2.1%	0.3%	2.4%	1.6%	4.0%
Nov 2020	3.3%	5.1%	2.6%	2.8%	4.1%	5.4%	3.4%	0.4%	3.9%	0.6%	4.5%
Oct 2020	2.6%	5.4%	2.6%	2.8%	5.9%	6.7%	3.4%	0.5%	3.8%	1.3%	5.1%
Sep 2020	1.3%	4.5%	3.5%	2.8%	5.9%	5.8%	3.4%	0.5%	3.9%	0.7%	4.7%
Aug 2020	2.3%	4.4%	3.2%	2.2%	4.8%	6.3%	3.7%	0.4%	4.1%	0.6%	4.7%
Jul 2020	1.8%	4.3%	2.6%	1.9%	3.5%	5.1%	3.5%	0.3%	3.8%	0.2%	4.0%
Jun 2020	1.4%	5.0%	2.4%	2.4%	5.7%	5.4%	3.5%	0.3%	3.8%	0.6%	4.5%
May 2020	1.9%	8.2%	3.9%	2.6%	8.1%	8.4%	3.9%	0.3%	4.2%	2.7%	6.9%
Apr 2020	4.7%	10.6%	5.0%	4.4%	12.0%	11.1%	4.2%	0.4%	4.5%	4.6%	9.2%
Mar 2020	3.0%	5.4%	4.2%	3.4%	7.6%	7.2%	4.3%	0.5%	4.8%	0.9%	5.7%
Feb 2020	3.1%	4.6%	3.0%	2.9%	5.5%	5.1%	3.8%	0.5%	4.4%		4.4%
Jan 2020	2.0%	4.3%	3.5%	3.0%	5.3%	5.3%	3.8%	0.6%	4.4%		4.4%
<b>2019</b>	<b>1.6%</b>	<b>4.2%</b>	<b>3.1%</b>	<b>2.8%</b>	<b>4.2%</b>	<b>4.8%</b>	<b>3.5%</b>	<b>0.5%</b>	<b>4.0%</b>		<b>4.0%</b>
Dec 2019	2.8%	4.5%	3.6%	2.6%	5.4%	5.3%	3.8%	0.6%	4.4%		4.4%
Nov 2019	1.5%	4.3%	3.5%	3.6%	4.8%	5.4%	4.0%	0.5%	4.5%		4.5%
Oct 2019	1.3%	4.7%	3.0%	3.8%	3.5%	5.5%	3.9%	0.5%	4.4%		4.4%
Sep 2019	1.2%	4.4%	3.8%	3.6%	3.1%	4.9%	3.7%	0.5%	4.2%		4.2%
Aug 2019	1.2%	4.0%	3.5%	2.9%	2.1%	4.3%	3.3%	0.4%	3.7%		3.7%
Jul 2019	1.8%	3.9%	2.8%	2.6%	2.8%	4.9%	3.5%	0.3%	3.8%		3.8%
Jun 2019	2.6%	3.6%	2.7%	2.0%	3.4%	4.3%	3.1%	0.4%	3.5%		3.5%
May 2019	2.1%	4.3%	2.8%	2.1%	4.1%	4.4%	3.3%	0.5%	3.8%		3.8%
Apr 2019	1.4%	3.9%	3.3%	2.4%	5.4%	4.6%	3.5%	0.4%	3.8%		3.8%
Mar 2019	0.8%	3.9%	2.9%	2.4%	5.7%	3.9%	3.2%	0.4%	3.6%		3.6%
Feb 2019	1.3%	4.3%	3.0%	3.0%	4.5%	4.8%	3.5%	0.5%	4.0%		4.0%
Jan 2019	1.5%	4.2%	3.0%	3.0%	6.0%	5.2%	3.7%	0.6%	4.3%		4.3%
<b>2018</b>	<b>1.5%</b>	<b>4.2%</b>	<b>3.3%</b>	<b>3.1%</b>	<b>4.4%</b>	<b>4.8%</b>	<b>3.6%</b>	<b>0.5%</b>	<b>4.0%</b>		<b>4.0%</b>

CHO 4 by Care Group

Year/ month	CHWB	Mental Health	Primary Care	Disabilities	Older People	Health Service Executive	Primary Care	Disabilities	Section 38 Voluntary Agencies	Certified absence	Self-certified absence	Non Covid-19 absence	Covid-19 absence	Total absence rate
2021		5.7%	3.5%	6.2%	8.7%	6.3%	4.5%	10.5%	10.2%	3.6%	0.4%	4.0%	3.7%	7.7%
Jan 2021		5.7%	3.5%	6.2%	8.7%	6.3%	4.5%	10.5%	10.2%	3.6%	0.4%	4.0%	3.7%	7.7%
2020		4.1%	3.1%	5.0%	5.7%	4.6%	3.7%	6.4%	6.2%	3.6%	0.4%	4.0%	1.1%	5.1%
Dec 2020		2.9%	2.2%	3.5%	4.1%	3.3%	0.9%	5.7%	5.4%	2.1%	0.3%	2.4%	1.6%	4.0%
Nov 2020		3.5%	3.0%	5.3%	5.4%	4.3%	1.5%	5.0%	4.8%	3.4%	0.4%	3.9%	0.6%	4.5%
Oct 2020		4.2%	2.7%	4.7%	5.5%	4.4%	2.0%	6.7%	6.5%	3.4%	0.5%	3.8%	1.3%	5.1%
Sep 2020		3.8%	2.5%	3.0%	5.4%	4.0%	6.3%	5.5%	5.6%	3.4%	0.5%	3.9%	0.7%	4.7%
Aug 2020		3.4%	2.5%	3.4%	6.1%	4.3%	2.8%	5.6%	5.4%	3.7%	0.4%	4.1%	0.6%	4.7%
Jul 2020		3.7%	2.5%	4.3%	4.7%	3.8%	0.3%	4.7%	4.4%	3.5%	0.3%	3.8%	0.2%	4.0%
Jun 2020		3.8%	2.7%	4.8%	5.5%	4.3%	2.2%	4.9%	4.8%	3.5%	0.3%	3.8%	0.6%	4.5%
May 2020		5.6%	3.1%	6.6%	8.8%	6.4%	4.6%	7.8%	7.6%	3.9%	0.3%	4.2%	2.7%	6.9%
Apr 2020		6.5%	5.5%	9.0%	9.9%	7.8%	5.8%	12.3%	12.0%	4.2%	0.4%	4.5%	4.6%	9.2%
Mar 2020		4.2%	3.3%	5.4%	5.0%	4.4%	4.3%	8.4%	8.2%	4.3%	0.5%	4.8%	0.9%	5.7%
Feb 2020		3.9%	3.4%	5.3%	4.5%	4.1%	6.6%	4.8%	4.9%	3.8%	0.5%	4.4%		4.4%
Jan 2020		3.9%	3.1%	5.3%	4.4%	4.0%	7.1%	5.3%	5.4%	3.8%	0.6%	4.4%		4.4%
2019		3.3%	2.7%	3.6%	4.3%	3.6%	3.8%	5.1%	5.0%	3.5%	0.5%	4.0%		4.0%
Dec 2019		3.6%	3.7%	4.0%	4.4%	3.9%	4.9%	5.5%	5.5%	3.8%	0.6%	4.4%		4.4%
Nov 2019		3.8%	3.3%	3.3%	4.3%	3.9%	6.1%	5.6%	5.7%	4.0%	0.5%	4.5%		4.5%
Oct 2019		3.3%	2.9%	4.7%	4.6%	3.9%	5.7%	5.8%	5.8%	3.9%	0.5%	4.4%		4.4%
Sep 2019		3.9%	2.8%	4.3%	3.9%	3.7%	3.0%	5.4%	5.3%	3.7%	0.5%	4.2%		4.2%
Aug 2019		3.3%	2.4%	3.6%	3.9%	3.4%	3.3%	4.8%	4.7%	3.3%	0.4%	3.7%		3.7%
Jul 2019		3.2%	2.3%	5.2%	4.1%	3.4%	1.8%	4.7%	4.5%	3.5%	0.3%	3.8%		3.8%
Jun 2019		2.9%	2.6%	2.5%	3.5%	3.0%	1.5%	4.7%	4.5%	3.1%	0.4%	3.5%		3.5%
May 2019		3.1%	2.5%	2.3%	4.3%	3.4%	1.2%	4.9%	4.7%	3.3%	0.5%	3.8%		3.8%
Apr 2019		2.8%	2.5%	2.8%	4.5%	3.4%	4.9%	5.0%	5.0%	3.5%	0.4%	3.8%		3.8%
Mar 2019		2.8%	2.5%	2.3%	4.1%	3.2%	3.4%	4.5%	4.5%	3.2%	0.4%	3.6%		3.6%
Feb 2019		3.2%	2.9%	2.9%	4.8%	3.7%	3.7%	4.7%	4.6%	3.5%	0.5%	4.0%		4.0%
Jan 2019		3.2%	2.7%	4.1%	4.9%	3.8%	5.4%	5.6%	5.5%	3.7%	0.6%	4.3%		4.3%





CHO 4 Section 38's

Year/ month	Bros. of Charity, Southern	Cope Foundation	Cork Dental Hospital	St. John of God, Kerry	Section 38 Voluntary Agencies	Certified absence	Self-certified absence	Non Covid-19 absence	Covid-19 absence	Total absence rate
2021	9.4%	10.6%	4.5%	13.6%	10.2%	4.4%	0.8%	5.2%	5.1%	10.2%
Jan 2021	9.4%	10.6%	4.5%	13.6%	10.2%	4.4%	0.8%	5.2%	5.1%	10.2%
2020	6.0%	7.1%	3.7%	5.0%	6.2%	4.1%	0.7%	4.7%	1.5%	6.2%
Dec 2020	4.0%	7.2%	0.9%	4.7%	5.4%	4.3%	0.6%	4.9%	0.5%	5.4%
Nov 2020	4.0%	5.7%	1.5%	4.7%	4.8%	3.6%	0.7%	4.3%	0.5%	4.8%
Oct 2020	6.9%	6.9%	2.0%	5.8%	6.5%	3.5%	0.6%	4.1%	2.4%	6.5%
Sep 2020	4.9%	6.8%	6.3%	2.6%	5.6%	3.7%	0.7%	4.4%	1.1%	5.6%
Aug 2020	5.3%	6.5%	2.8%	2.7%	5.4%	3.9%	0.6%	4.5%	0.9%	5.4%
Jul 2020	5.7%	4.4%	0.3%	3.8%	4.4%	3.6%	0.5%	4.2%	0.3%	4.4%
Jun 2020	4.7%	5.5%	2.2%	3.7%	4.8%	3.7%	0.6%	4.2%	0.6%	4.8%
May 2020	7.8%	9.1%	4.6%	3.4%	7.6%	4.0%	0.7%	4.6%	3.0%	7.6%
Apr 2020	10.5%	13.1%	5.8%	13.3%	12.0%	4.7%	0.8%	5.5%	6.4%	12.0%
Mar 2020	8.4%	9.4%	4.3%	5.0%	8.2%	5.0%	0.6%	5.6%	2.6%	8.2%
Feb 2020	4.7%	4.9%	6.6%	4.9%	4.9%	4.3%	0.6%	4.9%		4.9%
Jan 2020	4.8%	5.7%	7.1%	5.0%	5.4%	4.6%	0.8%	5.4%		5.4%
2019	5.0%	5.3%	3.8%	4.6%	5.0%	4.4%	0.6%	5.0%		5.0%
Dec 2019	5.4%	5.7%	4.9%	5.2%	5.5%	4.7%	0.8%	5.5%		5.5%
Nov 2019	6.0%	5.4%	6.1%	5.7%	5.7%	5.0%	0.7%	5.7%		5.7%
Oct 2019	5.3%	5.8%	5.7%	6.9%	5.8%	5.1%	0.7%	5.8%		5.8%
Sep 2019	5.4%	5.8%	3.0%	4.2%	5.3%	4.6%	0.7%	5.3%		5.3%
Aug 2019	4.8%	4.7%	3.3%	5.5%	4.7%	4.1%	0.7%	4.7%		4.7%
Jul 2019	4.7%	4.8%	1.8%	4.3%	4.5%	4.2%	0.4%	4.5%		4.5%
Jun 2019	4.6%	4.9%	1.5%	3.9%	4.5%	4.0%	0.6%	4.5%		4.5%
May 2019	4.3%	5.3%	1.2%	4.5%	4.7%	4.1%	0.6%	4.7%		4.7%
Apr 2019	4.5%	5.8%	4.9%	2.9%	5.0%	4.5%	0.5%	5.0%		5.0%
Mar 2019	4.7%	4.9%	3.4%	2.8%	4.5%	3.9%	0.5%	4.5%		4.5%
Feb 2019	5.0%	4.8%	3.7%	3.7%	4.6%	4.1%	0.6%	4.6%		4.6%
Jan 2019	5.0%	5.9%	5.4%	5.4%	5.5%	4.8%	0.8%	5.5%		5.5%

