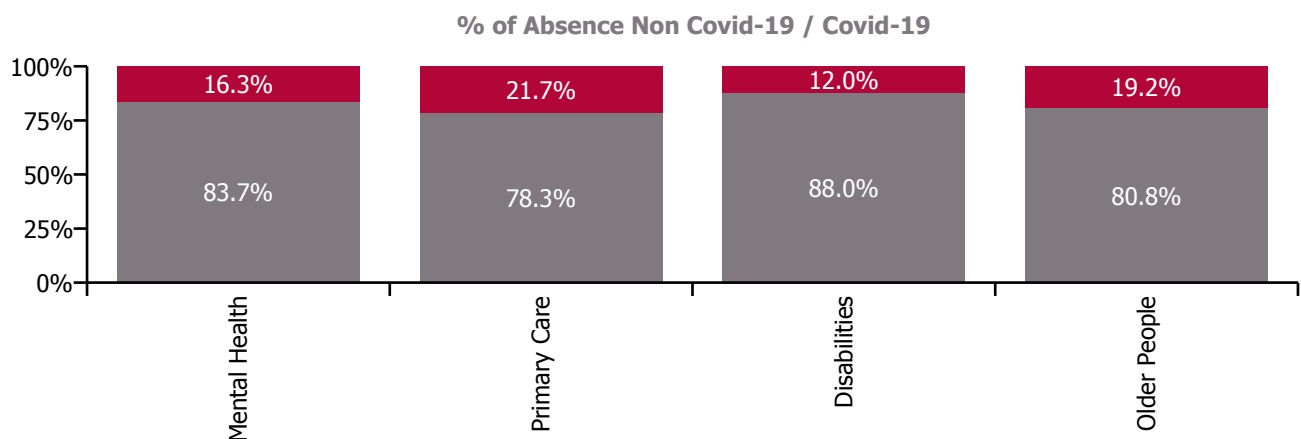
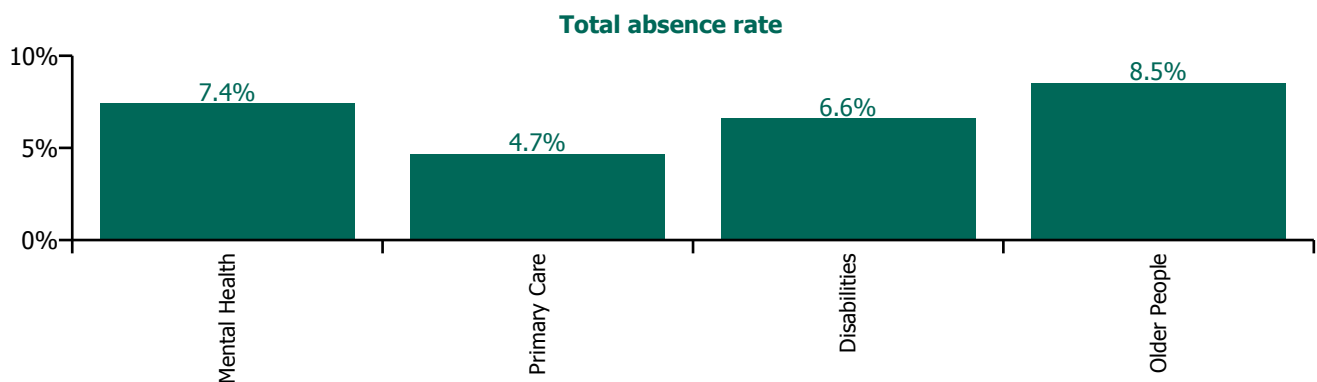


January 2023

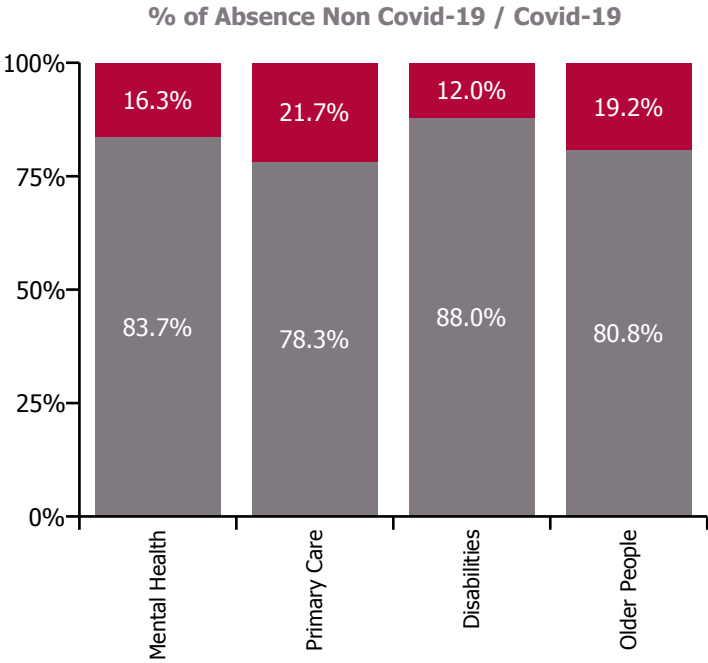
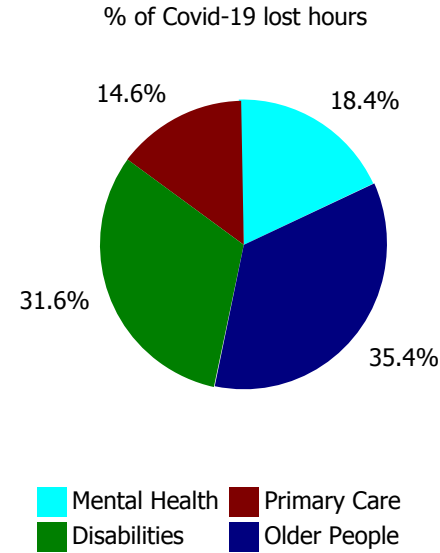
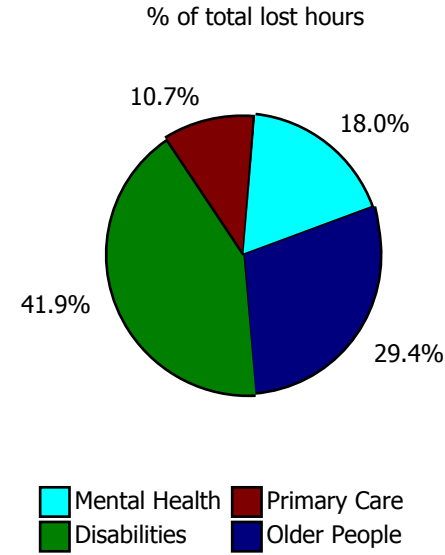
Health Service Absence Rate - by Staff Category: Jan 2023	Certified absence	Self-certified absence	Non Covid-19 absence	Covid-19 absence	Total absence rate	% Non Covid-19 absence	% Covid-19 absence
CHO 4	4.7%	1.0%	5.8%	1.1%	6.9%	84.1%	15.9%
Medical & Dental	2.5%	0.2%	2.7%	0.4%	3.1%	86.9%	13.1%
Nursing & Midwifery	4.8%	1.0%	5.7%	1.2%	7.0%	82.5%	17.5%
Health & Social Care Professionals	4.9%	0.8%	5.7%	0.8%	6.4%	88.0%	12.0%
Management & Administrative	2.9%	0.4%	3.3%	0.9%	4.2%	78.8%	21.2%
General Support	6.1%	0.9%	7.0%	1.0%	8.0%	87.8%	12.2%
Patient & Client Care	5.1%	1.4%	6.5%	1.2%	7.7%	84.3%	15.7%

Health Service Absence Rate - by Care Group: Jan 2023	Certified absence	Self-certified absence	Non Covid-19 absence	Covid-19 absence	Total absence rate	% Non Covid-19 absence	% Covid-19 absence
CHO 4	4.7%	1.0%	5.8%	1.1%	6.9%	84.1%	15.9%
Mental Health	5.4%	0.8%	6.2%	1.2%	7.4%	83.7%	16.3%
Primary Care	3.3%	0.4%	3.7%	1.0%	4.7%	78.3%	21.7%
Disabilities	4.4%	1.4%	5.8%	0.8%	6.6%	88.0%	12.0%
Older People	6.0%	0.9%	6.9%	1.6%	8.5%	80.8%	19.2%



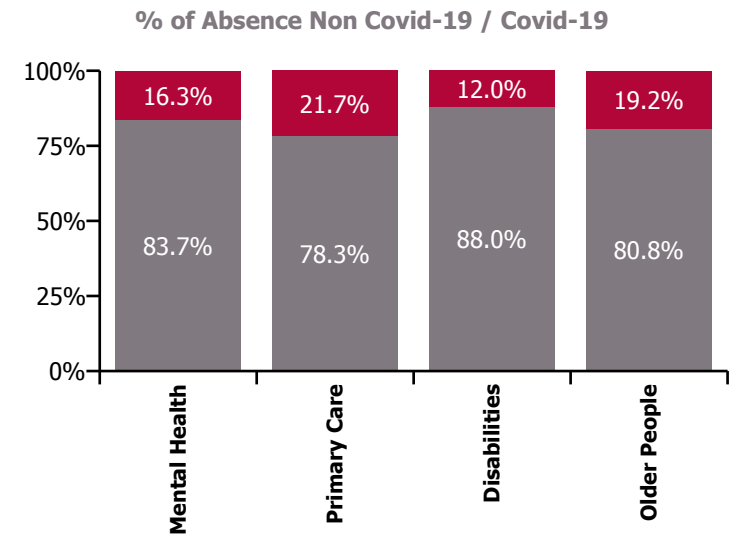
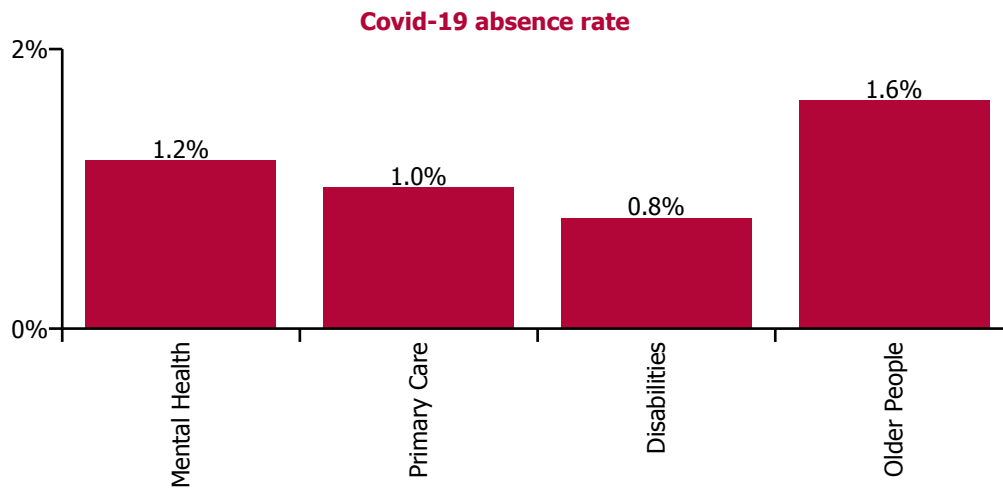
January 2023

Health Service Absence Rate - by Care Group: Jan 2023	Medical & Dental	Nursing & Midwifery	Health & Social Care Professionals	Management & Administrative	General Support	Patient & Client Care	Certified absence	Self-certified absence	Non Covid-19 absence	Covid-19 absence	Total absence rate
CHO 4	3.1%	7.0%	6.4%	4.2%	8.0%	7.7%	4.7%	1.0%	5.8%	1.1%	6.9%
Mental Health	4.5%	7.8%	6.4%	4.9%	7.6%	8.6%	5.4%	0.8%	6.2%	1.2%	7.4%
Primary Care	2.9%	4.0%	5.5%	5.0%	3.9%	8.1%	3.3%	0.4%	3.7%	1.0%	4.7%
Disabilities	0.0%	6.3%	7.0%	2.9%	8.5%	6.8%	4.4%	1.4%	5.8%	0.8%	6.6%
Older People	0.0%	8.8%	2.9%	4.5%	8.0%	9.6%	6.0%	0.9%	6.9%	1.6%	8.5%



January 2023

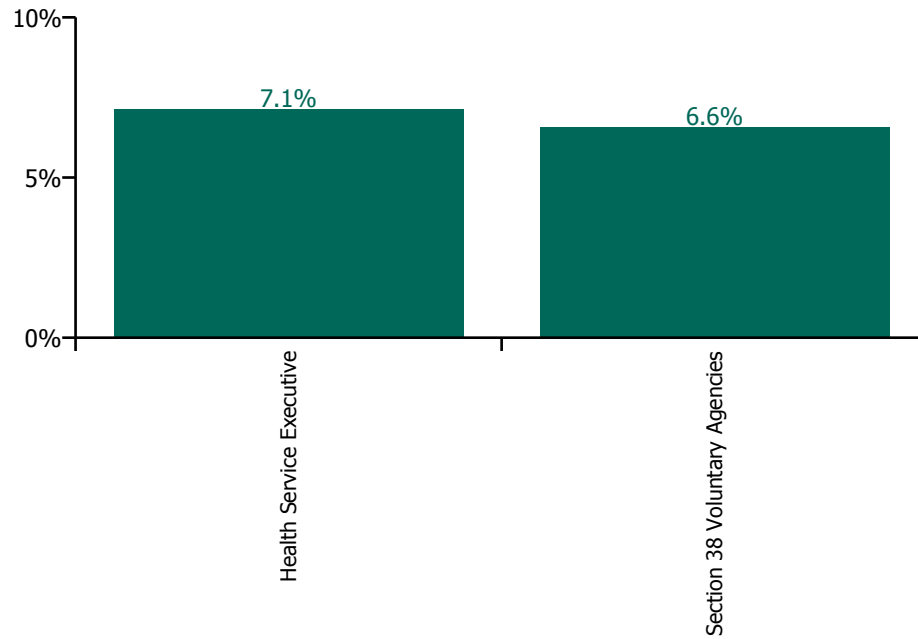
Health Service Covid-19 Absence Rate - by Staff Category & Care Group: Jan 2023	Medical & Dental	Nursing & Midwifery	Health & Social Care Professionals	Management & Administrative	General Support	Patient & Client Care	Covid-19 absence	Non Covid-19 absence	Total absence rate
CHO 4	0.4%	1.2%	0.8%	4.2%	1.0%	1.2%	1.1%	5.8%	6.9%
Mental Health	0.0%	1.4%	0.7%	4.9%	1.0%	1.7%	1.2%	6.2%	7.4%
Primary Care	0.7%	0.9%	1.5%	5.0%	0.0%	0.8%	1.0%	3.7%	4.7%
Disabilities	0.0%	0.8%	0.7%	2.9%	0.8%	0.9%	0.8%	5.8%	6.6%
Older People	0.0%	1.6%	0.0%	4.5%	1.4%	1.9%	1.6%	6.9%	8.5%



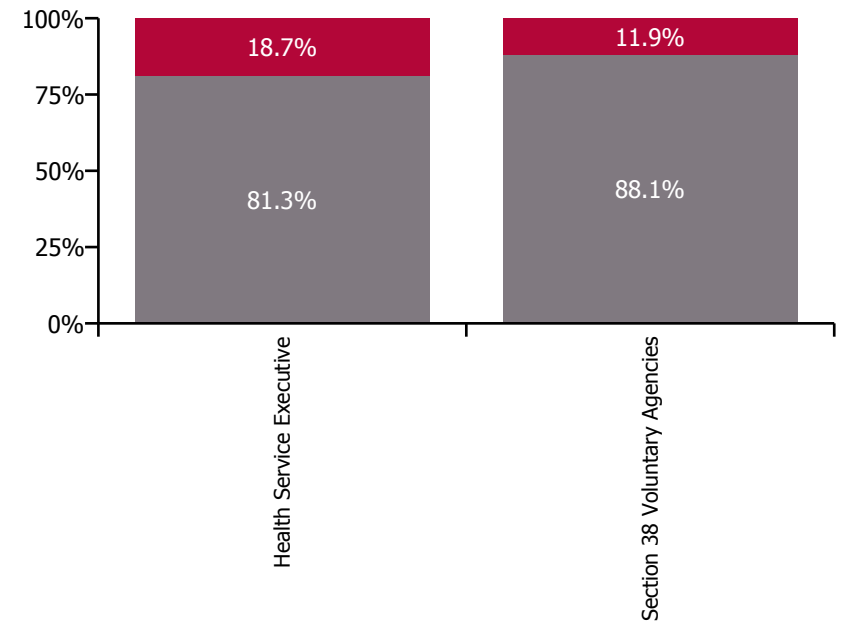
January 2023

Health Service Absence Rate - by Care Group: Jan 2023	Medical & Dental	Nursing & Midwifery	Health & Social Care Professionals	Management & Administrative	General Support	Patient & Client Care	Certified absence	Self-certified absence	Non Covid-19 absence	Covid-19 absence	Total absence rate
CHO 4	3.1%	7.0%	6.4%	4.2%	8.0%	7.7%	4.7%	1.0%	5.8%	1.1%	6.9%
Health Service Executive	3.5%	7.2%	5.5%	4.7%	7.5%	9.2%	5.0%	0.7%	5.8%	1.3%	7.1%
Mental Health	4.5%	7.8%	6.4%	4.9%	7.6%	8.6%	5.4%	0.8%	6.2%	1.2%	7.4%
Primary Care	3.7%	4.1%	5.7%	5.7%	0.0%	9.3%	3.4%	0.4%	3.8%	1.2%	5.0%
Disabilities	0.0%	9.5%	3.5%	0.0%	4.9%	6.2%	3.3%	0.8%	4.1%	0.5%	4.5%
Older People	0.0%	8.8%	2.9%	4.5%	8.0%	9.6%	6.0%	0.9%	6.9%	1.6%	8.5%
Section 38 Voluntary Agencies	0.2%	6.1%	7.2%	3.0%	8.5%	6.8%	4.3%	1.4%	5.8%	0.8%	6.6%

Total absence rate



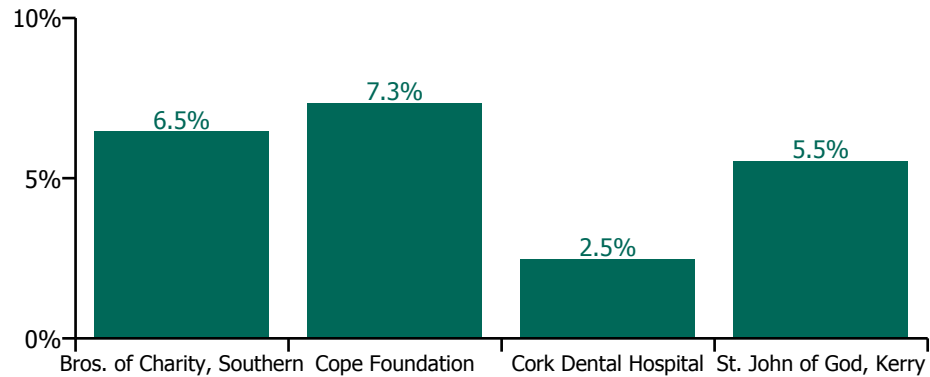
Non Covid-19 & Covid-19 Absence



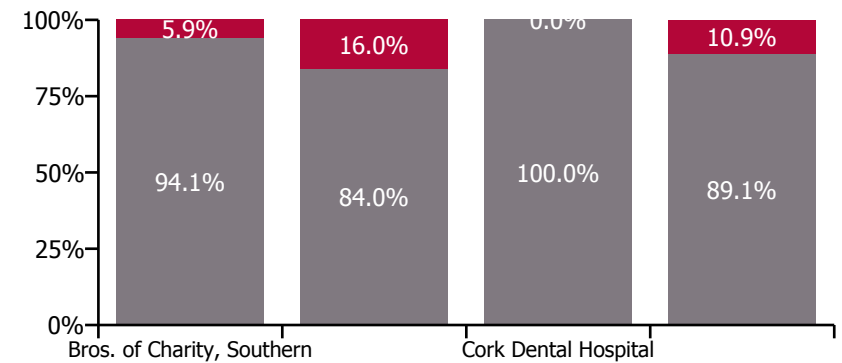
January 2023

Health Service Absence Rate - by Care Group: Jan 2023	Medical & Dental	Nursing & Midwifery	Health & Social Care Professionals	Management & Administrative	General Support	Patient & Client Care	Certified absence	Self-certified absence	Non Covid-19 absence	Covid-19 absence	Total absence rate
CHO 4	0.2%	6.1%	7.2%	3.0%	8.5%	6.8%	4.3%	1.4%	5.8%	0.8%	6.6%
Section 38 Voluntary Agencies	0.2%	6.1%	7.2%	3.0%	8.5%	6.8%	4.3%	1.4%	5.8%	0.8%	6.6%
Bros. of Charity, Southern		6.4%	7.9%	5.0%	11.8%	5.8%	5.7%	0.4%	6.1%	0.4%	6.5%
Cope Foundation		6.6%	6.4%	3.3%	10.1%	7.8%	3.6%	2.5%	6.2%	1.2%	7.3%
Cork Dental Hospital	0.2%	1.3%	0.0%	0.2%	4.3%	5.8%	2.1%	0.4%	2.5%	0.0%	2.5%
St. John of God, Kerry		4.4%	7.0%	1.2%	4.9%	6.1%	4.4%	0.6%	4.9%	0.6%	5.5%

Total absence rate



Non Covid-19 & Covid-19 Absence



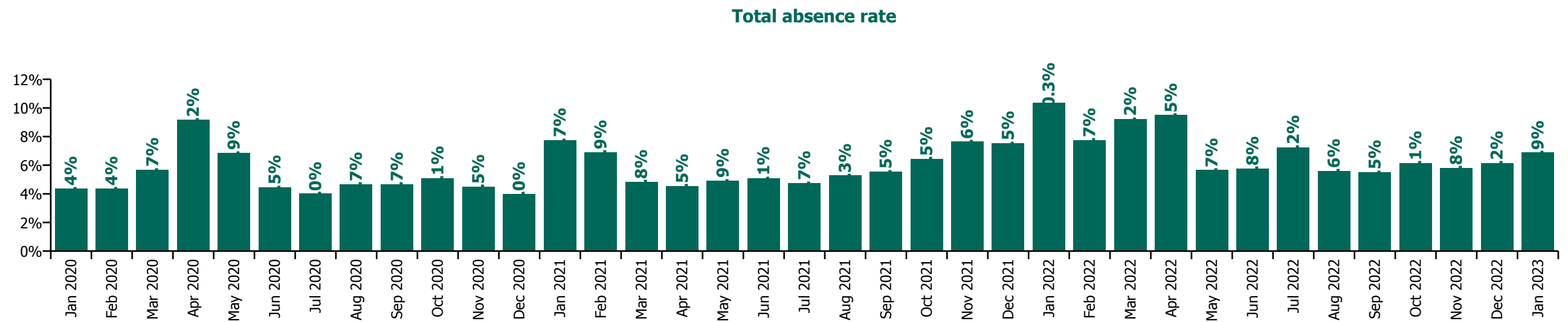
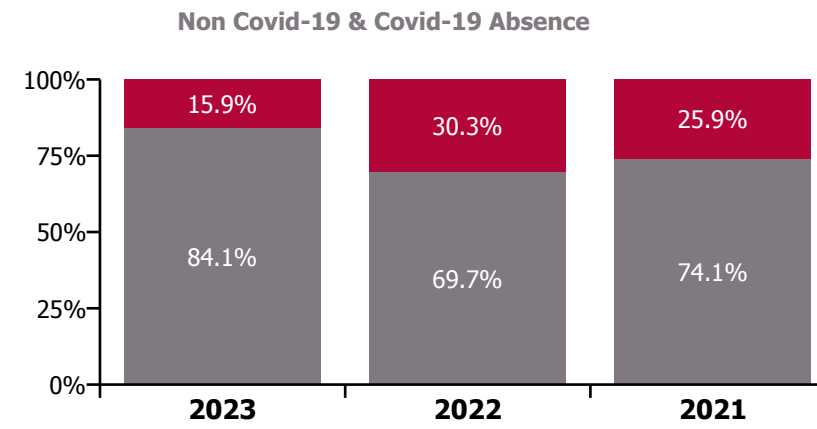
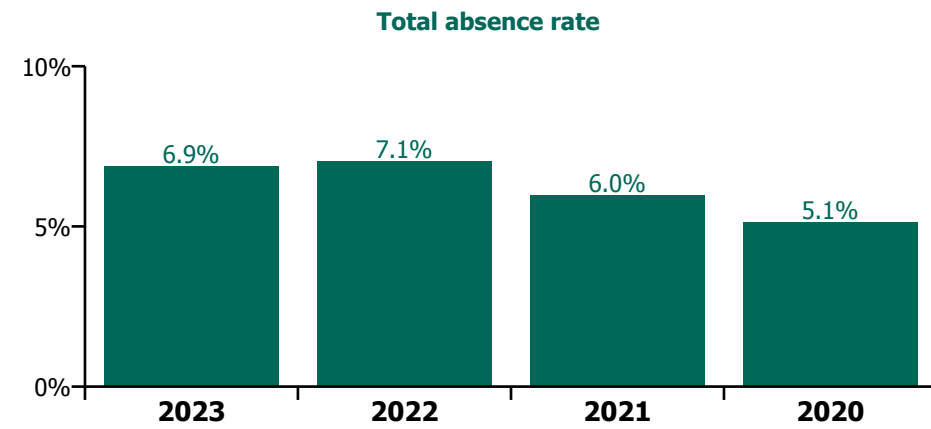
CHO 4 by Staff Category

Year/ month	Medical & Dental	Nursing & Midwifery	Health & Social Care Professionals	Management & Administrative	General Support	Patient & Client Care	Certified absence	Self-certified absence	Non Covid-19 absence	Covid-19 absence	Total absence rate
2023	3.1%	7.0%	6.4%	4.2%	8.0%	7.7%	4.7%	1.0%	5.8%	1.1%	6.9%
Jan 2023	3.1%	7.0%	6.4%	4.2%	8.0%	7.7%	4.7%	1.0%	5.8%	1.1%	6.9%
2022	3.4%	7.1%	6.0%	3.3%	7.7%	8.6%	4.0%	0.9%	4.9%	2.1%	7.1%
Dec 2022	3.0%	5.9%	6.8%	3.0%	6.7%	7.3%	4.4%	0.9%	5.3%	0.8%	6.2%
Nov 2022	3.3%	5.8%	5.3%	2.9%	8.2%	6.7%	4.4%	0.7%	5.1%	0.7%	5.8%
Oct 2022	3.6%	5.8%	5.9%	2.3%	9.5%	7.2%	4.5%	0.9%	5.5%	0.7%	6.1%
Sep 2022	2.4%	5.1%	3.7%	2.8%	7.3%	7.0%	4.1%	0.7%	4.8%	0.7%	5.5%
Aug 2022	2.3%	5.6%	5.1%	2.5%	5.4%	6.9%	3.9%	0.7%	4.6%	1.0%	5.6%
Jul 2022	3.7%	7.7%	6.3%	3.6%	5.5%	8.6%	4.5%	0.6%	5.1%	2.2%	7.2%
Jun 2022	2.6%	5.5%	5.3%	2.7%	7.1%	7.2%	3.5%	1.0%	4.4%	1.4%	5.8%
May 2022	3.6%	5.9%	3.7%	2.2%	6.6%	7.0%	3.3%	1.0%	4.3%	1.4%	5.7%
Apr 2022	5.5%	9.9%	7.6%	4.7%	9.8%	11.3%	3.7%	1.2%	4.9%	4.6%	9.5%
Mar 2022	5.1%	9.8%	7.9%	4.9%	9.0%	10.8%	4.1%	1.3%	5.4%	3.8%	9.2%
Feb 2022	1.7%	8.3%	6.1%	3.6%	7.2%	9.6%	3.5%	1.1%	4.7%	3.1%	7.7%
Jan 2022	2.6%	10.7%	7.9%	4.7%	9.5%	13.0%	3.8%	1.2%	5.0%	5.3%	10.3%
2021	2.0%	6.3%	4.2%	2.9%	5.3%	7.8%	3.8%	0.6%	4.4%	1.6%	6.0%
Dec 2021	2.7%	7.9%	5.1%	3.6%	9.1%	9.6%	4.0%	1.0%	5.0%	2.6%	7.5%
Nov 2021	2.8%	7.2%	7.2%	3.7%	6.8%	9.9%	4.3%	1.0%	5.3%	2.4%	7.6%
Oct 2021	3.1%	6.1%	5.6%	3.8%	4.9%	8.3%	4.6%	0.7%	5.3%	1.1%	6.5%
Sep 2021	1.7%	5.9%	3.8%	2.9%	4.1%	7.3%	4.0%	0.6%	4.6%	0.9%	5.5%
Aug 2021	1.3%	5.4%	2.7%	2.6%	3.5%	7.5%	4.1%	0.5%	4.6%	0.6%	5.3%
Jul 2021	1.5%	4.4%	3.0%	2.5%	4.9%	6.7%	3.7%	0.4%	4.1%	0.6%	4.7%
Jun 2021	1.5%	4.9%	3.3%	2.9%	5.5%	6.7%	3.8%	0.6%	4.4%	0.6%	5.1%
May 2021	1.7%	4.5%	3.2%	2.5%	5.6%	6.4%	3.5%	0.6%	4.2%	0.7%	4.9%
Apr 2021	1.0%	4.9%	2.8%	1.9%	4.3%	6.1%	3.1%	0.5%	3.7%	0.9%	4.5%
Mar 2021	2.2%	5.4%	4.0%	1.8%	4.6%	5.8%	3.1%	0.6%	3.7%	1.1%	4.8%
Feb 2021	2.2%	8.1%	4.2%	2.9%	5.5%	8.8%	3.6%	0.4%	4.0%	2.9%	6.9%
Jan 2021	2.5%	8.9%	5.1%	3.6%	5.9%	9.6%	3.6%	0.4%	4.0%	3.7%	7.7%
2020	2.6%	5.3%	3.4%	2.8%	6.1%	6.5%	3.6%	0.4%	4.0%	1.1%	5.1%

Dec 2020	2.6%	3.6%	3.2%	2.2%	3.3%	5.5%	2.1%	0.3%	2.4%	1.6%	4.0%
Nov 2020	3.3%	5.1%	2.6%	2.8%	4.1%	5.4%	3.4%	0.4%	3.9%	0.6%	4.5%
Oct 2020	2.6%	5.4%	2.6%	2.8%	5.9%	6.7%	3.4%	0.5%	3.8%	1.3%	5.1%
Sep 2020	1.3%	4.5%	3.5%	2.8%	5.9%	5.8%	3.4%	0.5%	3.9%	0.7%	4.7%
Aug 2020	2.3%	4.4%	3.2%	2.2%	4.8%	6.3%	3.7%	0.4%	4.1%	0.6%	4.7%
Jul 2020	1.8%	4.3%	2.6%	1.9%	3.5%	5.1%	3.5%	0.3%	3.8%	0.2%	4.0%
Jun 2020	1.4%	5.0%	2.4%	2.4%	5.7%	5.4%	3.5%	0.3%	3.8%	0.6%	4.5%
May 2020	1.9%	8.2%	3.9%	2.6%	8.1%	8.4%	3.9%	0.3%	4.2%	2.7%	6.9%
Apr 2020	4.7%	10.6%	5.0%	4.4%	12.0%	11.1%	4.2%	0.4%	4.5%	4.6%	9.2%
Mar 2020	3.0%	5.4%	4.2%	3.4%	7.6%	7.2%	4.3%	0.5%	4.8%	0.9%	5.7%
Feb 2020	3.1%	4.6%	3.0%	2.9%	5.5%	5.1%	3.8%	0.5%	4.4%		4.4%
Jan 2020	2.0%	4.3%	3.5%	3.0%	5.3%	5.3%	3.8%	0.6%	4.4%		4.4%

CHO 4 by Care Group

Year/ month	CHWB	Mental Health	Primary Care	Disabilities	Older People	Health Service Executive	Primary Care	Disabilities	Section 38 Voluntary Agencies	Certified absence	Self-certified absence	Non Covid-19 absence	Covid-19 absence	Total absence rate
2023		7.4%	5.0%	4.5%	8.5%	7.1%	2.5%	6.8%	6.6%	4.7%	1.0%	5.8%	1.1%	6.9%
Jan 2023		7.4%	5.0%	4.5%	8.5%	7.1%	2.5%	6.8%	6.6%	4.7%	1.0%	5.8%	1.1%	6.9%
2022		6.2%	4.9%	6.4%	7.5%	6.4%	3.3%	8.3%	8.1%	4.0%	0.9%	4.9%	2.1%	7.1%
Dec 2022		5.9%	3.8%	5.2%	6.5%	5.6%	1.3%	7.4%	7.2%	4.4%	0.9%	5.3%	0.8%	6.2%
Nov 2022		5.0%	4.2%	3.5%	6.3%	5.2%	4.0%	6.9%	6.8%	4.4%	0.7%	5.1%	0.7%	5.8%
Oct 2022		5.3%	3.7%	3.9%	6.7%	5.4%	5.3%	7.4%	7.3%	4.5%	0.9%	5.5%	0.7%	6.1%
Sep 2022		4.7%	3.5%	4.6%	6.1%	5.1%	2.5%	6.5%	6.3%	4.1%	0.7%	4.8%	0.7%	5.5%
Aug 2022		5.4%	3.5%	5.5%	5.8%	5.1%	0.8%	6.6%	6.3%	3.9%	0.7%	4.6%	1.0%	5.6%
Jul 2022		7.0%	5.5%	6.9%	7.7%	7.0%	3.7%	7.8%	7.6%	4.5%	0.6%	5.1%	2.2%	7.2%
Jun 2022		4.6%	3.3%	6.1%	5.6%	4.8%	2.4%	7.9%	7.6%	3.5%	1.0%	4.4%	1.4%	5.8%
May 2022		4.8%	4.1%	6.6%	6.5%	5.5%	2.4%	6.1%	6.0%	3.3%	1.0%	4.3%	1.4%	5.7%
Apr 2022		8.2%	7.2%	11.0%	10.7%	9.1%	1.1%	10.7%	10.2%	3.7%	1.2%	4.9%	4.6%	9.5%
Mar 2022		7.1%	7.4%	9.8%	9.0%	8.1%	8.7%	11.3%	11.2%	4.1%	1.3%	5.4%	3.8%	9.2%
Feb 2022		7.0%	5.8%	6.6%	9.0%	7.3%	4.0%	8.6%	8.4%	3.5%	1.1%	4.7%	3.1%	7.7%
Jan 2022		9.3%	7.1%	9.3%	10.4%	9.2%	2.1%	12.4%	12.0%	3.8%	1.2%	5.0%	5.3%	10.3%
2021		4.6%	3.1%	5.5%	7.4%	5.4%	2.1%	7.3%	7.1%	3.8%	0.6%	4.4%	1.6%	6.0%
Dec 2021		6.1%	3.9%	9.1%	7.8%	6.5%	1.0%	10.4%	9.9%	4.0%	1.0%	5.0%	2.6%	7.5%
Nov 2021		5.4%	4.4%	9.2%	7.6%	6.3%	4.2%	10.4%	10.1%	4.3%	1.0%	5.3%	2.4%	7.6%
Oct 2021		4.8%	3.6%	5.6%	7.1%	5.5%	3.2%	8.4%	8.2%	4.6%	0.7%	5.3%	1.1%	6.5%
Sep 2021		4.2%	3.1%	5.8%	6.7%	5.0%	2.2%	7.0%	6.8%	4.0%	0.6%	4.6%	0.9%	5.5%
Aug 2021		4.1%	2.6%	6.3%	6.8%	5.0%	1.4%	6.0%	5.8%	4.1%	0.5%	4.6%	0.6%	5.3%
Jul 2021		3.5%	2.5%	5.1%	6.4%	4.5%	1.2%	5.4%	5.2%	3.7%	0.4%	4.1%	0.6%	4.7%
Jun 2021		4.1%	3.0%	3.3%	6.6%	4.7%	0.9%	5.9%	5.7%	3.8%	0.6%	4.4%	0.6%	5.1%
May 2021		2.9%	2.1%	6.9%	6.3%	4.3%	3.2%	5.5%	5.3%	3.5%	0.6%	4.2%	0.7%	4.9%
Apr 2021		3.3%	1.7%	2.3%	7.1%	4.1%	1.9%	5.5%	5.3%	3.1%	0.5%	3.7%	0.9%	4.5%
Mar 2021		4.2%	2.5%	2.1%	6.1%	4.4%	1.1%	5.8%	5.6%	3.1%	0.6%	3.7%	1.1%	4.8%
Feb 2021		4.6%	3.9%	4.1%	11.2%	7.0%	0.2%	7.1%	6.7%	3.6%	0.4%	4.0%	2.9%	6.9%
Jan 2021		5.7%	3.5%	6.2%	8.7%	6.3%	4.5%	10.5%	10.2%	3.6%	0.4%	4.0%	3.7%	7.7%
2020		4.1%	3.1%	5.0%	5.7%	4.6%	3.7%	6.4%	6.2%	3.6%	0.4%	4.0%	1.1%	5.1%
Dec 2020		2.9%	2.2%	3.5%	4.1%	3.3%	0.9%	5.7%	5.4%	2.1%	0.3%	2.4%	1.6%	4.0%
Nov 2020		3.5%	3.0%	5.3%	5.4%	4.3%	1.5%	5.0%	4.8%	3.4%	0.4%	3.9%	0.6%	4.5%
Oct 2020		4.2%	2.7%	4.7%	5.5%	4.4%	2.0%	6.7%	6.5%	3.4%	0.5%	3.8%	1.3%	5.1%
Sep 2020		3.8%	2.5%	3.0%	5.4%	4.0%	6.3%	5.5%	5.6%	3.4%	0.5%	3.9%	0.7%	4.7%
Aug 2020		3.4%	2.5%	3.4%	6.1%	4.3%	2.8%	5.6%	5.4%	3.7%	0.4%	4.1%	0.6%	4.7%
Jul 2020		3.7%	2.5%	4.3%	4.7%	3.8%	0.3%	4.7%	4.4%	3.5%	0.3%	3.8%	0.2%	4.0%
Jun 2020		3.8%	2.7%	4.8%	5.5%	4.3%	2.2%	4.9%	4.8%	3.5%	0.3%	3.8%	0.6%	4.5%
May 2020		5.6%	3.1%	6.6%	8.8%	6.4%	4.6%	7.8%	7.6%	3.9%	0.3%	4.2%	2.7%	6.9%
Apr 2020		6.5%	5.5%	9.0%	9.9%	7.8%	5.8%	12.3%	12.0%	4.2%	0.4%	4.5%	4.6%	9.2%
Mar 2020		4.2%	3.3%	5.4%	5.0%	4.4%	4.3%	8.4%	8.2%	4.3%	0.5%	4.8%	0.9%	5.7%
Feb 2020		3.9%	3.4%	5.3%	4.5%	4.1%	6.6%	4.8%	4.9%	3.8%	0.5%	4.4%		4.4%
Jan 2020		3.9%	3.1%	5.3%	4.4%	4.0%	7.1%	5.3%	5.4%	3.8%	0.6%	4.4%		4.4%



CHO 4 Section 38's

Year/ month	Bros. of Charity, Southern	Cope Foundation	Cork Dental Hospital	St. John of God, Kerry	Section 38 Voluntary Agencies	Certified absence	Self-certified absence	Non Covid-19 absence	Covid-19 absence	Total absence rate
2023	6.5%	7.3%	2.5%	5.5%	6.6%	4.3%	1.4%	5.8%	0.8%	6.6%
Jan 2023	6.5%	7.3%	2.5%	5.5%	6.6%	4.3%	1.4%	5.8%	0.8%	6.6%
2022	7.3%	9.4%	3.3%	7.0%	8.1%	4.3%	1.6%	5.9%	2.2%	8.1%
Dec 2022	8.2%	8.2%	1.3%	4.1%	7.2%	5.0%	1.3%	6.3%	0.9%	7.2%
Nov 2022	7.2%	7.4%	4.0%	4.4%	6.8%	5.2%	1.0%	6.1%	0.6%	6.8%
Oct 2022	6.8%	8.3%	5.3%	5.6%	7.3%	5.3%	1.4%	6.7%	0.6%	7.3%
Sep 2022	5.0%	7.8%	2.5%	5.9%	6.3%	4.5%	1.1%	5.6%	0.7%	6.3%
Aug 2022	4.9%	7.9%	0.8%	5.7%	6.3%	4.5%	1.0%	5.5%	0.8%	6.3%
Jul 2022	7.3%	8.2%	3.7%	7.5%	7.6%	5.1%	0.6%	5.7%	1.9%	7.6%
Jun 2022	6.1%	9.0%	2.4%	8.5%	7.6%	3.6%	1.9%	5.5%	2.2%	7.6%
May 2022	5.4%	6.7%	2.4%	6.0%	6.0%	3.3%	1.7%	5.0%	1.0%	6.0%
Apr 2022	8.8%	13.1%	1.1%	6.6%	10.2%	3.9%	2.1%	6.0%	4.2%	10.2%
Mar 2022	9.4%	13.1%	8.7%	9.9%	11.2%	4.0%	2.4%	6.5%	4.7%	11.2%
Feb 2022	8.0%	9.7%	4.0%	6.7%	8.4%	3.5%	2.0%	5.5%	2.9%	8.4%
Jan 2022	10.5%	13.1%	2.1%	15.1%	12.0%	4.0%	2.3%	6.3%	5.7%	12.0%
2021	6.2%	8.3%	2.1%	6.7%	7.1%	4.5%	1.1%	5.6%	1.5%	7.1%
Dec 2021	8.9%	12.5%	1.0%	6.4%	9.9%	4.7%	2.0%	6.7%	3.1%	9.9%
Nov 2021	8.8%	11.7%	4.2%	10.3%	10.1%	5.3%	2.0%	7.2%	2.9%	10.1%
Oct 2021	6.8%	9.7%	3.2%	8.0%	8.2%	5.9%	1.2%	7.1%	1.0%	8.2%
Sep 2021	6.0%	7.6%	2.2%	7.5%	6.8%	4.7%	1.2%	5.9%	0.9%	6.8%
Aug 2021	5.0%	7.1%	1.4%	4.2%	5.8%	4.5%	0.9%	5.4%	0.4%	5.8%
Jul 2021	4.9%	5.3%	1.2%	6.8%	5.2%	4.3%	0.6%	4.9%	0.3%	5.2%
Jun 2021	4.9%	6.7%	0.9%	5.9%	5.7%	4.1%	1.1%	5.2%	0.4%	5.7%
May 2021	4.7%	6.4%	3.2%	4.2%	5.3%	4.0%	0.9%	4.9%	0.4%	5.3%
Apr 2021	4.2%	6.4%	1.9%	6.0%	5.3%	3.7%	0.9%	4.6%	0.7%	5.3%
Mar 2021	5.3%	7.0%	1.1%	3.2%	5.6%	4.0%	0.9%	4.9%	0.7%	5.6%
Feb 2021	5.1%	9.4%	0.2%	4.5%	6.7%	4.5%	0.7%	5.2%	1.5%	6.7%
Jan 2021	9.4%	10.6%	4.5%	13.6%	10.2%	4.4%	0.8%	5.2%	5.1%	10.2%
2020	6.0%	7.1%	3.7%	5.0%	6.2%	4.1%	0.7%	4.7%	1.5%	6.2%
Dec 2020	4.0%	7.2%	0.9%	4.7%	5.4%	4.3%	0.6%	4.9%	0.5%	5.4%
Nov 2020	4.0%	5.7%	1.5%	4.7%	4.8%	3.6%	0.7%	4.3%	0.5%	4.8%
Oct 2020	6.9%	6.9%	2.0%	5.8%	6.5%	3.5%	0.6%	4.1%	2.4%	6.5%
Sep 2020	4.9%	6.8%	6.3%	2.6%	5.6%	3.7%	0.7%	4.4%	1.1%	5.6%
Aug 2020	5.3%	6.5%	2.8%	2.7%	5.4%	3.9%	0.6%	4.5%	0.9%	5.4%
Jul 2020	5.7%	4.4%	0.3%	3.8%	4.4%	3.6%	0.5%	4.2%	0.3%	4.4%
Jun 2020	4.7%	5.5%	2.2%	3.7%	4.8%	3.7%	0.6%	4.2%	0.6%	4.8%
May 2020	7.8%	9.1%	4.6%	3.4%	7.6%	4.0%	0.7%	4.6%	3.0%	7.6%
Apr 2020	10.5%	13.1%	5.8%	13.3%	12.0%	4.7%	0.8%	5.5%	6.4%	12.0%
Mar 2020	8.4%	9.4%	4.3%	5.0%	8.2%	5.0%	0.6%	5.6%	2.6%	8.2%
Feb 2020	4.7%	4.9%	6.6%	4.9%	4.9%	4.3%	0.6%	4.9%		4.9%
Jan 2020	4.8%	5.7%	7.1%	5.0%	5.4%	4.6%	0.8%	5.4%		5.4%

