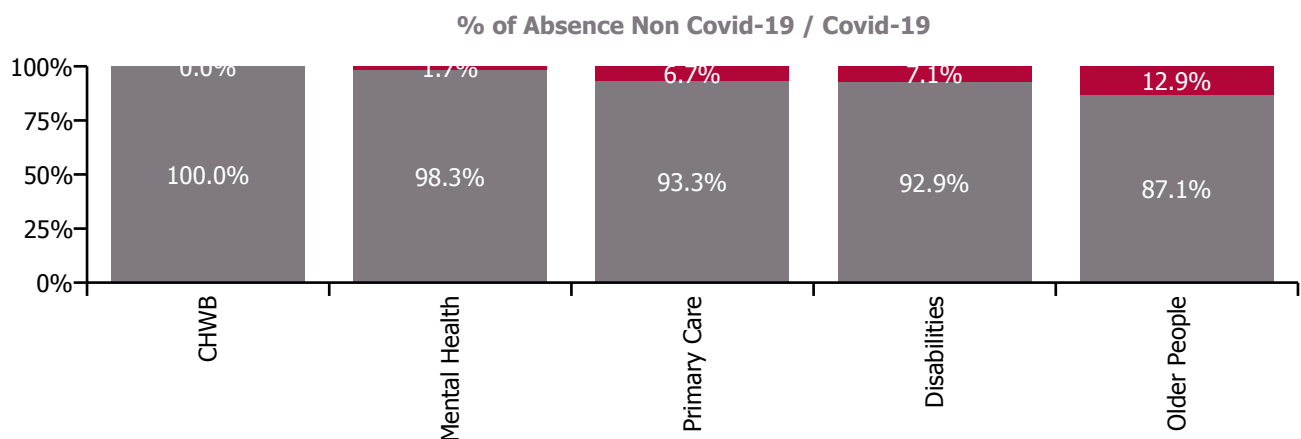
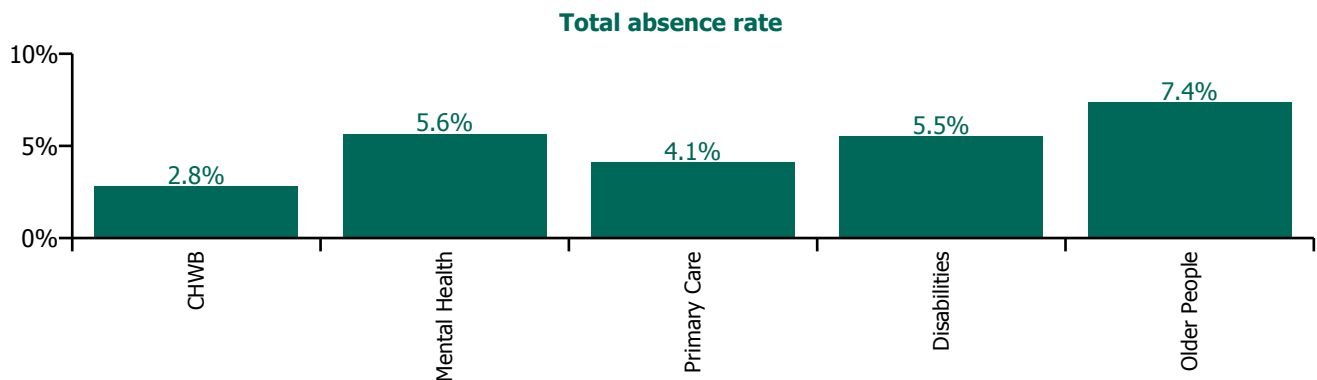


July 2023

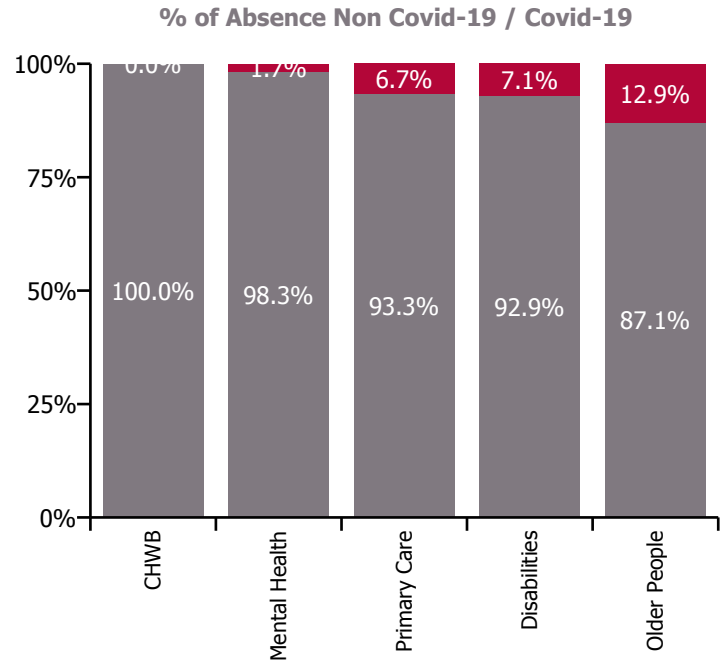
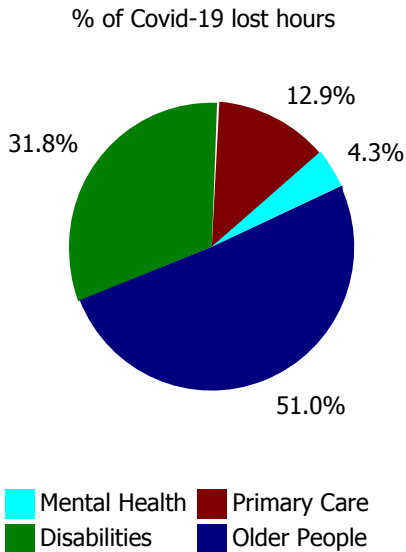
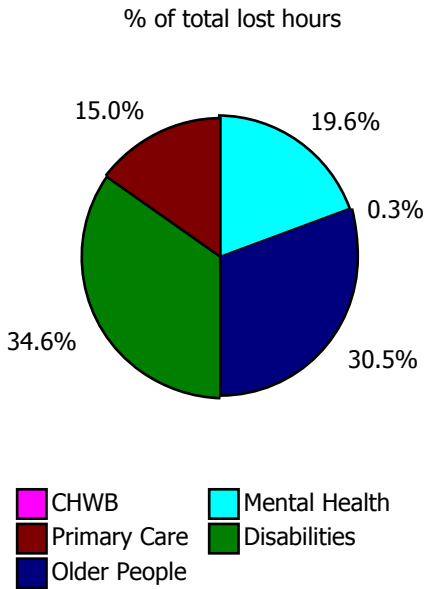
| Health Service Absence Rate - by Staff Category: Jul 2023 | Certified absence | Self-certified absence | Non Covid-19 absence | Covid-19 absence | Total absence rate | % Non Covid-19 absence | % Covid-19 absence |
|---|-------------------|------------------------|----------------------|------------------|--------------------|------------------------|--------------------|
| CHO 4 | 4.6% | 0.6% | 5.2% | 0.4% | 5.7% | 92.3% | 7.7% |
| Medical & Dental | 2.3% | 0.2% | 2.5% | 0.2% | 2.7% | 93.1% | 6.9% |
| Nursing & Midwifery | 4.7% | 0.7% | 5.5% | 0.5% | 5.9% | 92.3% | 7.7% |
| Health & Social Care Professionals | 3.9% | 0.4% | 4.4% | 0.2% | 4.6% | 95.7% | 4.3% |
| Management & Administrative | 3.2% | 0.2% | 3.5% | 0.2% | 3.6% | 95.7% | 4.3% |
| General Support | 5.0% | 0.3% | 5.4% | 0.6% | 5.9% | 90.4% | 9.6% |
| Patient & Client Care | 5.5% | 0.7% | 6.2% | 0.6% | 6.9% | 90.9% | 9.1% |

| Health Service Absence Rate - by Care Group: Jul 2023 | Certified absence | Self-certified absence | Non Covid-19 absence | Covid-19 absence | Total absence rate | % Non Covid-19 absence | % Covid-19 absence |
|---|-------------------|------------------------|----------------------|------------------|--------------------|------------------------|--------------------|
| CHO 4 | 4.6% | 0.6% | 5.2% | 0.4% | 5.7% | 92.3% | 7.7% |
| Community Health & Wellbeing | 2.3% | 0.5% | 2.8% | 0.0% | 2.8% | 100.0% | 0.0% |
| Mental Health | 5.1% | 0.5% | 5.6% | 0.1% | 5.6% | 98.3% | 1.7% |
| Primary Care | 3.6% | 0.2% | 3.8% | 0.3% | 4.1% | 93.3% | 6.7% |
| Disabilities | 4.3% | 0.9% | 5.1% | 0.4% | 5.5% | 92.9% | 7.1% |
| Older People | 5.8% | 0.6% | 6.4% | 1.0% | 7.4% | 87.1% | 12.9% |



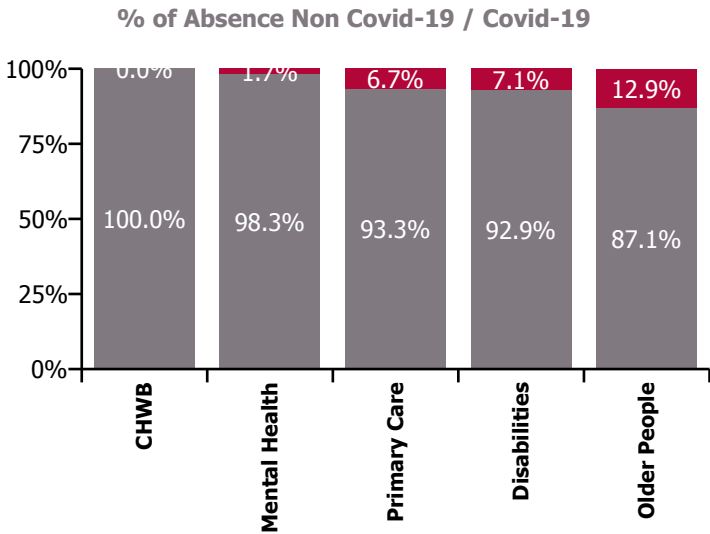
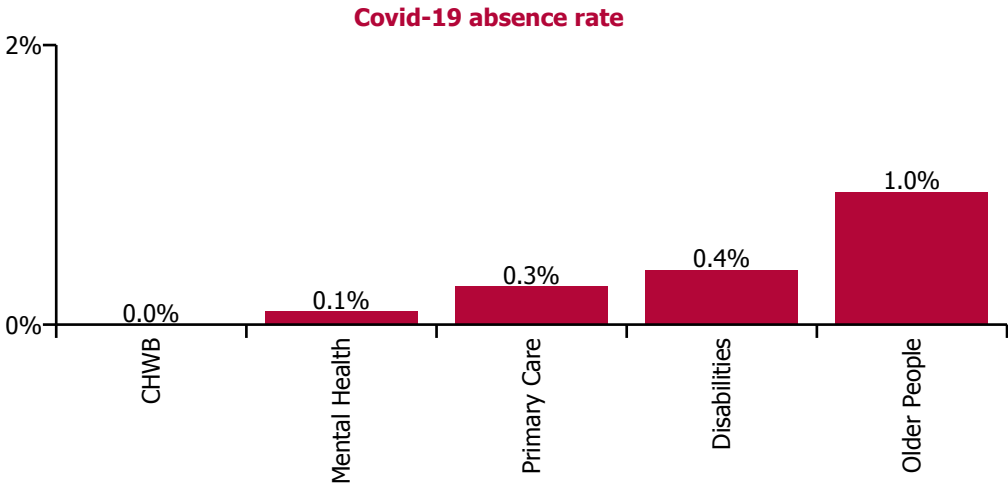
July 2023

| Health Service Absence Rate - by Care Group: Jul 2023 | Medical & Dental | Nursing & Midwifery | Health & Social Care Professionals | Management & Administrative | General Support | Patient & Client Care | Certified absence | Self-certified absence | Non Covid-19 absence | Covid-19 absence | Total absence rate |
|---|------------------|---------------------|------------------------------------|-----------------------------|-----------------|-----------------------|-------------------|------------------------|----------------------|------------------|--------------------|
| CHO 4 | 2.7% | 5.9% | 4.6% | 3.6% | 5.9% | 6.9% | 4.6% | 0.6% | 5.2% | 0.4% | 5.7% |
| Community Health & Wellbeing | 0.0% | 0.0% | 3.5% | 0.7% | 0.0% | 6.1% | 2.3% | 0.5% | 2.8% | 0.0% | 2.8% |
| Mental Health | 2.5% | 7.0% | 4.7% | 1.8% | 7.2% | 5.5% | 5.1% | 0.5% | 5.6% | 0.1% | 5.6% |
| Primary Care | 3.5% | 3.8% | 4.0% | 4.1% | 2.0% | 6.3% | 3.6% | 0.2% | 3.8% | 0.3% | 4.1% |
| Disabilities | 0.0% | 5.0% | 5.2% | 4.1% | 6.5% | 5.8% | 4.3% | 0.9% | 5.1% | 0.4% | 5.5% |
| Older People | 0.0% | 6.9% | 3.4% | 3.4% | 5.5% | 9.2% | 5.8% | 0.6% | 6.4% | 1.0% | 7.4% |



July 2023

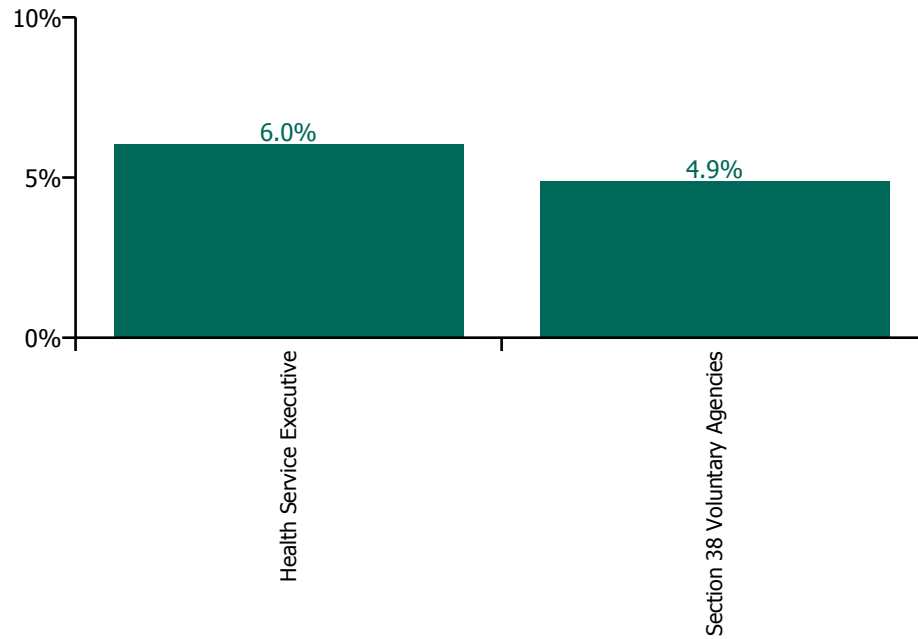
| Health Service Covid-19 Absence Rate - by Staff Category & Care Group: Jul 2023 | Medical & Dental | Nursing & Midwifery | Health & Social Care Professionals | Management & Administrative | General Support | Patient & Client Care | Covid-19 absence | Non Covid-19 absence | Total absence rate |
|---|------------------|---------------------|------------------------------------|-----------------------------|-----------------|-----------------------|------------------|----------------------|--------------------|
| CHO 4 | 0.2% | 0.5% | 0.2% | 3.6% | 0.6% | 0.6% | 0.4% | 5.2% | 5.7% |
| Community Health & Wellbeing | 0.0% | 0.0% | 0.0% | 0.7% | 0.0% | 0.0% | 0.0% | 2.8% | 2.8% |
| Mental Health | 0.0% | 0.1% | 0.2% | 1.8% | 0.0% | 0.0% | 0.1% | 5.6% | 5.6% |
| Primary Care | 0.4% | 0.3% | 0.3% | 4.1% | 0.0% | 0.4% | 0.3% | 3.8% | 4.1% |
| Disabilities | 0.0% | 0.5% | 0.1% | 4.1% | 0.5% | 0.5% | 0.4% | 5.1% | 5.5% |
| Older People | 0.0% | 1.0% | 0.0% | 3.4% | 1.1% | 1.1% | 1.0% | 6.4% | 7.4% |



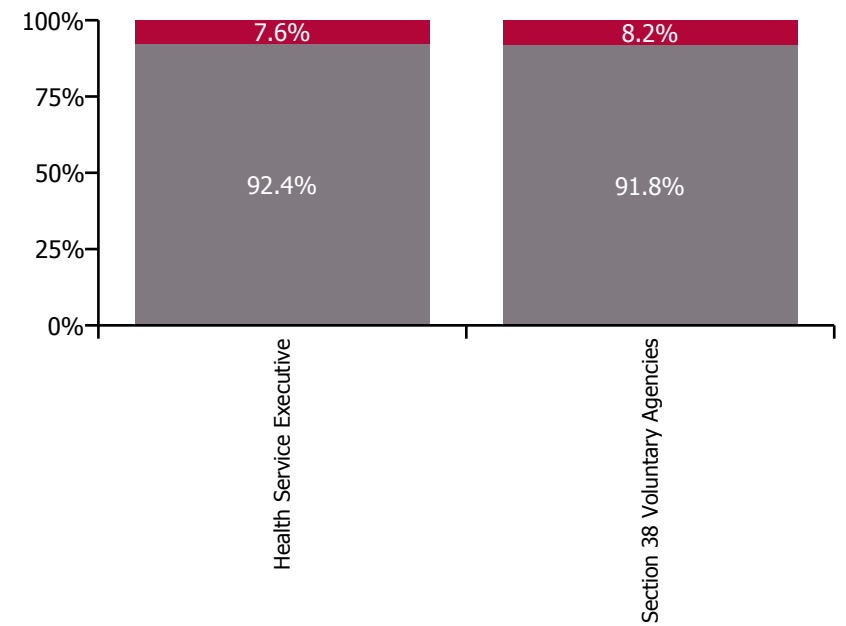
July 2023

| Health Service Absence Rate - by Care Group: Jul 2023 | Medical & Dental | Nursing & Midwifery | Health & Social Care Professionals | Management & Administrative | General Support | Patient & Client Care | Certified absence | Self-certified absence | Non Covid-19 absence | Covid-19 absence | Total absence rate |
|---|------------------|---------------------|------------------------------------|-----------------------------|-----------------|-----------------------|-------------------|------------------------|----------------------|------------------|--------------------|
| CHO 4 | 2.7% | 5.9% | 4.6% | 3.6% | 5.9% | 6.9% | 4.6% | 0.6% | 5.2% | 0.4% | 5.7% |
| Health Service Executive | 2.9% | 6.1% | 4.5% | 3.9% | 6.3% | 8.6% | 5.1% | 0.5% | 5.6% | 0.5% | 6.0% |
| Community Health & Wellbeing | 0.0% | 0.0% | 3.5% | 0.7% | 0.0% | 6.1% | 2.3% | 0.5% | 2.8% | 0.0% | 2.8% |
| Mental Health | 2.5% | 7.0% | 4.7% | 1.8% | 7.2% | 5.5% | 5.1% | 0.5% | 5.6% | 0.1% | 5.6% |
| Primary Care | 4.3% | 3.8% | 4.0% | 4.4% | 0.0% | 6.7% | 3.7% | 0.3% | 3.9% | 0.3% | 4.2% |
| Disabilities | 0.0% | 5.8% | 9.7% | 8.1% | 10.0% | 10.8% | 8.6% | 0.5% | 9.1% | 0.2% | 9.3% |
| Older People | 0.0% | 6.9% | 3.4% | 3.4% | 5.5% | 9.2% | 5.8% | 0.6% | 6.4% | 1.0% | 7.4% |
| Section 38 Voluntary Agencies | 0.0% | 4.9% | 4.7% | 2.2% | 5.3% | 5.3% | 3.6% | 0.9% | 4.5% | 0.4% | 4.9% |

Total absence rate



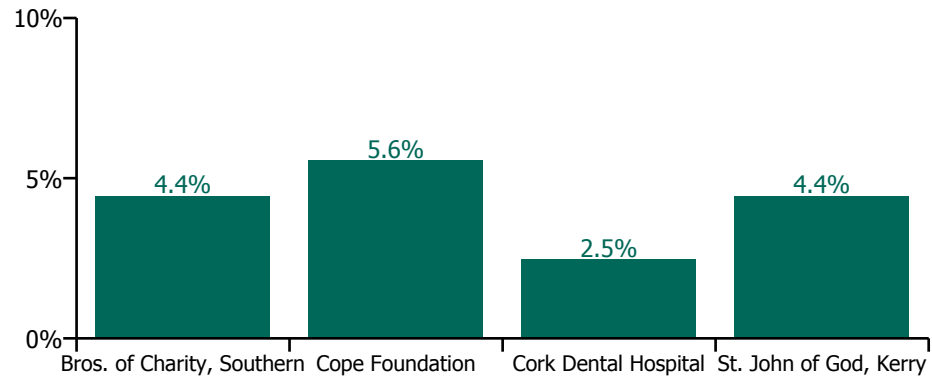
Non Covid-19 & Covid-19 Absence



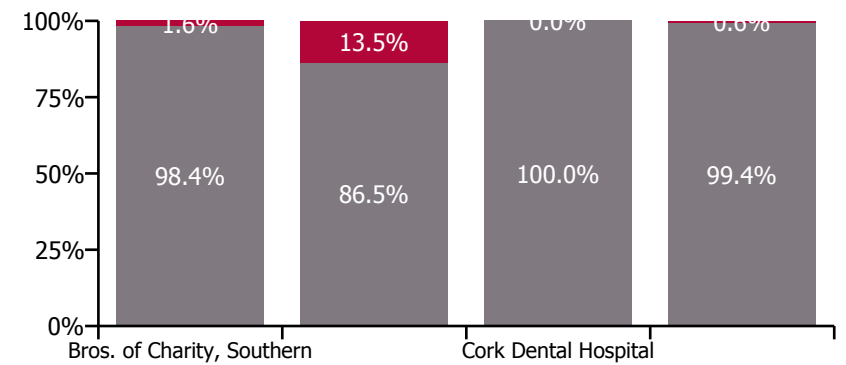
July 2023

| Health Service Absence Rate - by Care Group: Jul 2023 | Medical & Dental | Nursing & Midwifery | Health & Social Care Professionals | Management & Administrative | General Support | Patient & Client Care | Certified absence | Self-certified absence | Non Covid-19 absence | Covid-19 absence | Total absence rate |
|---|------------------|---------------------|------------------------------------|-----------------------------|-----------------|-----------------------|-------------------|------------------------|----------------------|------------------|--------------------|
| CHO 4 | 0.0% | 4.9% | 4.7% | 2.2% | 5.3% | 5.3% | 3.6% | 0.9% | 4.5% | 0.4% | 4.9% |
| Section 38 Voluntary Agencies | 0.0% | 4.9% | 4.7% | 2.2% | 5.3% | 5.3% | 3.6% | 0.9% | 4.5% | 0.4% | 4.9% |
| Bros. of Charity, Southern | | 1.6% | 5.6% | 3.3% | 6.3% | 4.4% | 3.9% | 0.5% | 4.4% | 0.1% | 4.4% |
| Cope Foundation | | 6.6% | 2.0% | 1.6% | 5.6% | 6.1% | 3.5% | 1.3% | 4.8% | 0.8% | 5.6% |
| Cork Dental Hospital | 0.0% | 5.9% | 0.0% | 0.9% | 2.5% | 5.2% | 2.5% | 0.0% | 2.5% | 0.0% | 2.5% |
| St. John of God, Kerry | | 0.7% | 7.3% | 3.3% | 5.9% | 4.6% | 4.2% | 0.3% | 4.4% | 0.0% | 4.4% |

Total absence rate



Non Covid-19 & Covid-19 Absence



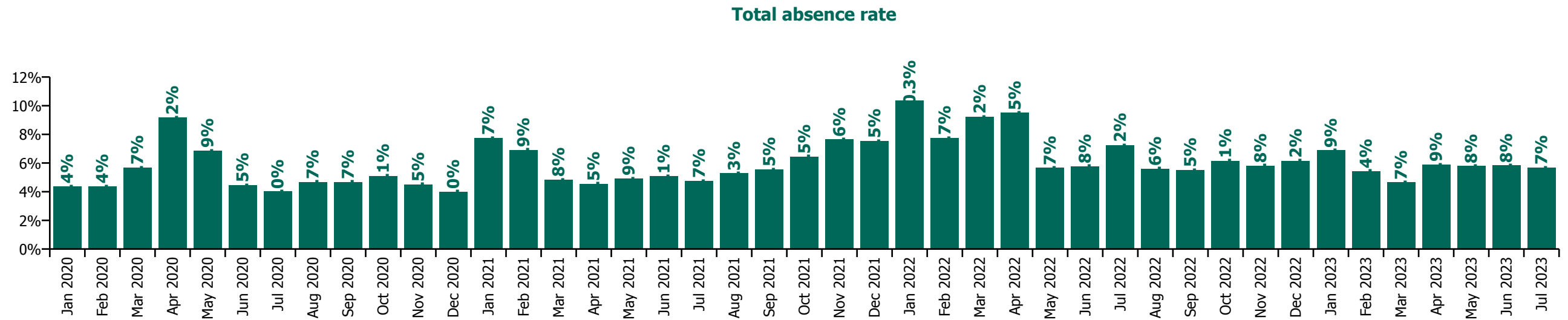
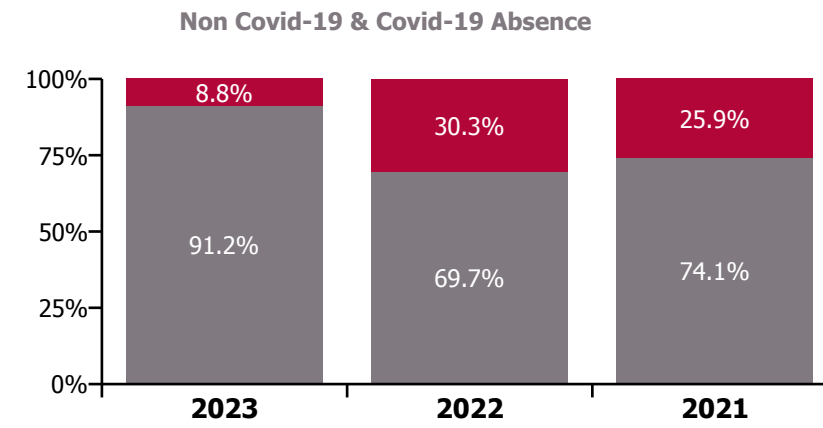
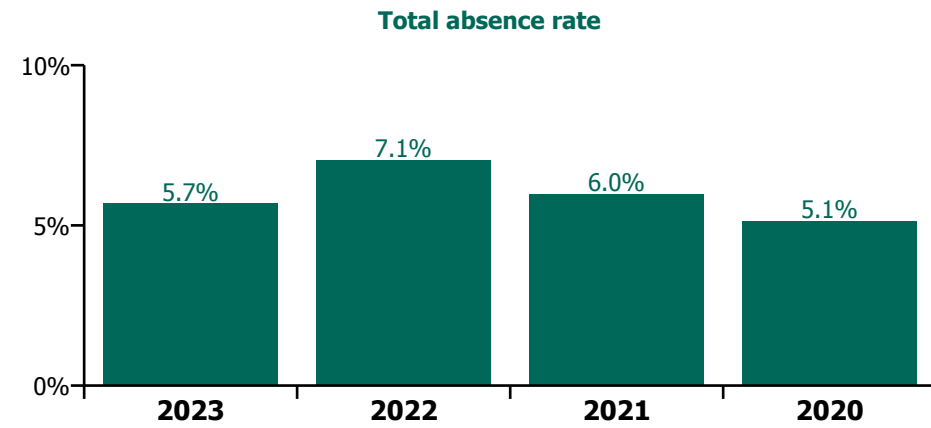
CHO 4 by Staff Category

| Year/ month | Medical & Dental | Nursing & Midwifery | Health & Social Care Professionals | Management & Administrative | General Support | Patient & Client Care | Certified absence | Self-certified absence | Non Covid-19 absence | Covid-19 absence | Total absence rate |
|-------------|------------------|---------------------|------------------------------------|-----------------------------|-----------------|-----------------------|-------------------|------------------------|----------------------|------------------|--------------------|
| 2023 | 2.6% | 5.7% | 4.8% | 3.6% | 6.4% | 6.9% | 4.5% | 0.7% | 5.2% | 0.5% | 5.7% |
| Jul 2023 | 2.7% | 5.9% | 4.6% | 3.6% | 5.9% | 6.9% | 4.6% | 0.6% | 5.2% | 0.4% | 5.7% |
| Jun 2023 | 3.3% | 6.3% | 4.5% | 4.1% | 6.7% | 6.8% | 4.9% | 0.6% | 5.4% | 0.4% | 5.8% |
| May 2023 | 1.7% | 6.1% | 4.7% | 3.9% | 6.5% | 7.1% | 4.8% | 0.6% | 5.3% | 0.4% | 5.8% |
| Apr 2023 | 2.7% | 6.1% | 4.5% | 3.6% | 5.4% | 7.4% | 4.8% | 0.6% | 5.4% | 0.5% | 5.9% |
| Mar 2023 | 2.8% | 4.1% | 4.5% | 2.4% | 5.9% | 6.1% | 3.8% | 0.5% | 4.3% | 0.4% | 4.7% |
| Feb 2023 | 1.8% | 5.2% | 5.3% | 3.5% | 6.5% | 6.4% | 4.2% | 0.8% | 5.0% | 0.4% | 5.4% |
| Jan 2023 | 3.1% | 7.0% | 6.4% | 4.2% | 8.0% | 7.7% | 4.7% | 1.0% | 5.8% | 1.1% | 6.9% |
| 2022 | 3.4% | 7.1% | 6.0% | 3.3% | 7.7% | 8.6% | 4.0% | 0.9% | 4.9% | 2.1% | 7.1% |
| Dec 2022 | 3.0% | 5.9% | 6.8% | 3.0% | 6.7% | 7.3% | 4.4% | 0.9% | 5.3% | 0.8% | 6.2% |
| Nov 2022 | 3.3% | 5.8% | 5.3% | 2.9% | 8.2% | 6.7% | 4.4% | 0.7% | 5.1% | 0.7% | 5.8% |
| Oct 2022 | 3.6% | 5.8% | 5.9% | 2.3% | 9.5% | 7.2% | 4.5% | 0.9% | 5.5% | 0.7% | 6.1% |
| Sep 2022 | 2.4% | 5.1% | 3.7% | 2.8% | 7.3% | 7.0% | 4.1% | 0.7% | 4.8% | 0.7% | 5.5% |
| Aug 2022 | 2.3% | 5.6% | 5.1% | 2.5% | 5.4% | 6.9% | 3.9% | 0.7% | 4.6% | 1.0% | 5.6% |
| Jul 2022 | 3.7% | 7.7% | 6.3% | 3.6% | 5.5% | 8.6% | 4.5% | 0.6% | 5.1% | 2.2% | 7.2% |
| Jun 2022 | 2.6% | 5.5% | 5.3% | 2.7% | 7.1% | 7.2% | 3.5% | 1.0% | 4.4% | 1.4% | 5.8% |
| May 2022 | 3.6% | 5.9% | 3.7% | 2.2% | 6.6% | 7.0% | 3.3% | 1.0% | 4.3% | 1.4% | 5.7% |
| Apr 2022 | 5.5% | 9.9% | 7.6% | 4.7% | 9.8% | 11.3% | 3.7% | 1.2% | 4.9% | 4.6% | 9.5% |
| Mar 2022 | 5.1% | 9.8% | 7.9% | 4.9% | 9.0% | 10.8% | 4.1% | 1.3% | 5.4% | 3.8% | 9.2% |
| Feb 2022 | 1.7% | 8.3% | 6.1% | 3.6% | 7.2% | 9.6% | 3.5% | 1.1% | 4.7% | 3.1% | 7.7% |
| Jan 2022 | 2.6% | 10.7% | 7.9% | 4.7% | 9.5% | 13.0% | 3.8% | 1.2% | 5.0% | 5.3% | 10.3% |
| 2021 | 2.0% | 6.3% | 4.2% | 2.9% | 5.3% | 7.8% | 3.8% | 0.6% | 4.4% | 1.6% | 6.0% |
| Dec 2021 | 2.7% | 7.9% | 5.1% | 3.6% | 9.1% | 9.6% | 4.0% | 1.0% | 5.0% | 2.6% | 7.5% |
| Nov 2021 | 2.8% | 7.2% | 7.2% | 3.7% | 6.8% | 9.9% | 4.3% | 1.0% | 5.3% | 2.4% | 7.6% |
| Oct 2021 | 3.1% | 6.1% | 5.6% | 3.8% | 4.9% | 8.3% | 4.6% | 0.7% | 5.3% | 1.1% | 6.5% |
| Sep 2021 | 1.7% | 5.9% | 3.8% | 2.9% | 4.1% | 7.3% | 4.0% | 0.6% | 4.6% | 0.9% | 5.5% |
| Aug 2021 | 1.3% | 5.4% | 2.7% | 2.6% | 3.5% | 7.5% | 4.1% | 0.5% | 4.6% | 0.6% | 5.3% |
| Jul 2021 | 1.5% | 4.4% | 3.0% | 2.5% | 4.9% | 6.7% | 3.7% | 0.4% | 4.1% | 0.6% | 4.7% |
| Jun 2021 | 1.5% | 4.9% | 3.3% | 2.9% | 5.5% | 6.7% | 3.8% | 0.6% | 4.4% | 0.6% | 5.1% |
| May 2021 | 1.7% | 4.5% | 3.2% | 2.5% | 5.6% | 6.4% | 3.5% | 0.6% | 4.2% | 0.7% | 4.9% |
| Apr 2021 | 1.0% | 4.9% | 2.8% | 1.9% | 4.3% | 6.1% | 3.1% | 0.5% | 3.7% | 0.9% | 4.5% |

| | | | | | | | | | | | |
|-------------|-------------|-------------|-------------|-------------|-------------|-------------|-------------|-------------|-------------|-------------|-------------|
| Mar 2021 | 2.2% | 5.4% | 4.0% | 1.8% | 4.6% | 5.8% | 3.1% | 0.6% | 3.7% | 1.1% | 4.8% |
| Feb 2021 | 2.2% | 8.1% | 4.2% | 2.9% | 5.5% | 8.8% | 3.6% | 0.4% | 4.0% | 2.9% | 6.9% |
| Jan 2021 | 2.5% | 8.9% | 5.1% | 3.6% | 5.9% | 9.6% | 3.6% | 0.4% | 4.0% | 3.7% | 7.7% |
| 2020 | 2.6% | 5.3% | 3.4% | 2.8% | 6.1% | 6.5% | 3.6% | 0.4% | 4.0% | 1.1% | 5.1% |
| Dec 2020 | 2.6% | 3.6% | 3.2% | 2.2% | 3.3% | 5.5% | 2.1% | 0.3% | 2.4% | 1.6% | 4.0% |
| Nov 2020 | 3.3% | 5.1% | 2.6% | 2.8% | 4.1% | 5.4% | 3.4% | 0.4% | 3.9% | 0.6% | 4.5% |
| Oct 2020 | 2.6% | 5.4% | 2.6% | 2.8% | 5.9% | 6.7% | 3.4% | 0.5% | 3.8% | 1.3% | 5.1% |
| Sep 2020 | 1.3% | 4.5% | 3.5% | 2.8% | 5.9% | 5.8% | 3.4% | 0.5% | 3.9% | 0.7% | 4.7% |
| Aug 2020 | 2.3% | 4.4% | 3.2% | 2.2% | 4.8% | 6.3% | 3.7% | 0.4% | 4.1% | 0.6% | 4.7% |
| Jul 2020 | 1.8% | 4.3% | 2.6% | 1.9% | 3.5% | 5.1% | 3.5% | 0.3% | 3.8% | 0.2% | 4.0% |
| Jun 2020 | 1.4% | 5.0% | 2.4% | 2.4% | 5.7% | 5.4% | 3.5% | 0.3% | 3.8% | 0.6% | 4.5% |
| May 2020 | 1.9% | 8.2% | 3.9% | 2.6% | 8.1% | 8.4% | 3.9% | 0.3% | 4.2% | 2.7% | 6.9% |
| Apr 2020 | 4.7% | 10.6% | 5.0% | 4.4% | 12.0% | 11.1% | 4.2% | 0.4% | 4.5% | 4.6% | 9.2% |
| Mar 2020 | 3.0% | 5.4% | 4.2% | 3.4% | 7.6% | 7.2% | 4.3% | 0.5% | 4.8% | 0.9% | 5.7% |
| Feb 2020 | 3.1% | 4.6% | 3.0% | 2.9% | 5.5% | 5.1% | 3.8% | 0.5% | 4.4% | | 4.4% |
| Jan 2020 | 2.0% | 4.3% | 3.5% | 3.0% | 5.3% | 5.3% | 3.8% | 0.6% | 4.4% | | 4.4% |

CHO 4 by Care Group

| Year/ month | CHWB | Mental Health | Primary Care | Disabilities | Older People | CHO Operations | Health Service Executive | Primary Care | Disabilities | Section 38 Voluntary Agencies | Certified absence | Self-certified absence | Non Covid-19 absence | Covid-19 absence | Total absence rate |
|-------------|------|---------------|--------------|--------------|--------------|----------------|--------------------------|--------------|--------------|-------------------------------|-------------------|------------------------|----------------------|------------------|--------------------|
| 2023 | 2.8% | 5.6% | 4.1% | 7.9% | 7.1% | 0.7% | 5.8% | 2.1% | 5.5% | 5.4% | 4.5% | 0.7% | 5.2% | 0.5% | 5.7% |
| Jul 2023 | 2.8% | 5.6% | 4.2% | 9.3% | 7.4% | | 6.0% | 2.5% | 5.0% | 4.9% | 4.6% | 0.6% | 5.2% | 0.4% | 5.7% |
| Jun 2023 | 3.9% | 5.8% | 4.4% | 10.7% | 7.8% | 0.9% | 6.3% | 2.3% | 4.8% | 4.7% | 4.9% | 0.6% | 5.4% | 0.4% | 5.8% |
| May 2023 | 3.6% | 5.8% | 4.5% | 9.3% | 7.4% | 0.4% | 6.1% | 1.4% | 5.2% | 5.1% | 4.8% | 0.6% | 5.3% | 0.4% | 5.8% |
| Apr 2023 | 2.8% | 5.6% | 4.2% | 9.3% | 7.4% | | 6.0% | 1.7% | 5.7% | 5.6% | 4.8% | 0.6% | 5.4% | 0.5% | 5.9% |
| Mar 2023 | 1.2% | 4.0% | 3.4% | 4.7% | 5.3% | | 4.3% | 1.3% | 5.7% | 5.5% | 3.8% | 0.5% | 4.3% | 0.4% | 4.7% |
| Feb 2023 | | 5.6% | 3.4% | 6.5% | 6.7% | | 5.6% | 3.2% | 5.3% | 5.2% | 4.2% | 0.8% | 5.0% | 0.4% | 5.4% |
| Jan 2023 | | 7.4% | 5.0% | 4.5% | 8.5% | | 7.1% | 2.5% | 6.8% | 6.6% | 4.7% | 1.0% | 5.8% | 1.1% | 6.9% |
| 2022 | | 6.2% | 4.9% | 6.4% | 7.5% | | 6.4% | 3.3% | 8.3% | 8.1% | 4.0% | 0.9% | 4.9% | 2.1% | 7.1% |
| Dec 2022 | | 5.9% | 3.8% | 5.2% | 6.5% | | 5.6% | 1.3% | 7.4% | 7.2% | 4.4% | 0.9% | 5.3% | 0.8% | 6.2% |
| Nov 2022 | | 5.0% | 4.2% | 3.5% | 6.3% | | 5.2% | 4.0% | 6.9% | 6.8% | 4.4% | 0.7% | 5.1% | 0.7% | 5.8% |
| Oct 2022 | | 5.3% | 3.7% | 3.9% | 6.7% | | 5.4% | 5.3% | 7.4% | 7.3% | 4.5% | 0.9% | 5.5% | 0.7% | 6.1% |
| Sep 2022 | | 4.7% | 3.5% | 4.6% | 6.1% | | 5.1% | 2.5% | 6.5% | 6.3% | 4.1% | 0.7% | 4.8% | 0.7% | 5.5% |
| Aug 2022 | | 5.4% | 3.5% | 5.5% | 5.8% | | 5.1% | 0.8% | 6.6% | 6.3% | 3.9% | 0.7% | 4.6% | 1.0% | 5.6% |
| Jul 2022 | | 7.0% | 5.5% | 6.9% | 7.7% | | 7.0% | 3.7% | 7.8% | 7.6% | 4.5% | 0.6% | 5.1% | 2.2% | 7.2% |
| Jun 2022 | | 4.6% | 3.3% | 6.1% | 5.6% | | 4.8% | 2.4% | 7.9% | 7.6% | 3.5% | 1.0% | 4.4% | 1.4% | 5.8% |
| May 2022 | | 4.8% | 4.1% | 6.6% | 6.5% | | 5.5% | 2.4% | 6.1% | 6.0% | 3.3% | 1.0% | 4.3% | 1.4% | 5.7% |
| Apr 2022 | | 8.2% | 7.2% | 11.0% | 10.7% | | 9.1% | 1.1% | 10.7% | 10.2% | 3.7% | 1.2% | 4.9% | 4.6% | 9.5% |
| Mar 2022 | | 7.1% | 7.4% | 9.8% | 9.0% | | 8.1% | 8.7% | 11.3% | 11.2% | 4.1% | 1.3% | 5.4% | 3.8% | 9.2% |
| Feb 2022 | | 7.0% | 5.8% | 6.6% | 9.0% | | 7.3% | 4.0% | 8.6% | 8.4% | 3.5% | 1.1% | 4.7% | 3.1% | 7.7% |
| Jan 2022 | | 9.3% | 7.1% | 9.3% | 10.4% | | 9.2% | 2.1% | 12.4% | 12.0% | 3.8% | 1.2% | 5.0% | 5.3% | 10.3% |
| 2021 | | 4.6% | 3.1% | 5.5% | 7.4% | | 5.4% | 2.1% | 7.3% | 7.1% | 3.8% | 0.6% | 4.4% | 1.6% | 6.0% |
| Dec 2021 | | 6.1% | 3.9% | 9.1% | 7.8% | | 6.5% | 1.0% | 10.4% | 9.9% | 4.0% | 1.0% | 5.0% | 2.6% | 7.5% |
| Nov 2021 | | 5.4% | 4.4% | 9.2% | 7.6% | | 6.3% | 4.2% | 10.4% | 10.1% | 4.3% | 1.0% | 5.3% | 2.4% | 7.6% |
| Oct 2021 | | 4.8% | 3.6% | 5.6% | 7.1% | | 5.5% | 3.2% | 8.4% | 8.2% | 4.6% | 0.7% | 5.3% | 1.1% | 6.5% |
| Sep 2021 | | 4.2% | 3.1% | 5.8% | 6.7% | | 5.0% | 2.2% | 7.0% | 6.8% | 4.0% | 0.6% | 4.6% | 0.9% | 5.5% |
| Aug 2021 | | 4.1% | 2.6% | 6.3% | 6.8% | | 5.0% | 1.4% | 6.0% | 5.8% | 4.1% | 0.5% | 4.6% | 0.6% | 5.3% |
| Jul 2021 | | 3.5% | 2.5% | 5.1% | 6.4% | | 4.5% | 1.2% | 5.4% | 5.2% | 3.7% | 0.4% | 4.1% | 0.6% | 4.7% |
| Jun 2021 | | 4.1% | 3.0% | 3.3% | 6.6% | | 4.7% | 0.9% | 5.9% | 5.7% | 3.8% | 0.6% | 4.4% | 0.6% | 5.1% |
| May 2021 | | 2.9% | 2.1% | 6.9% | 6.3% | | 4.3% | 3.2% | 5.5% | 5.3% | 3.5% | 0.6% | 4.2% | 0.7% | 4.9% |
| Apr 2021 | | 3.3% | 1.7% | 2.3% | 7.1% | | 4.1% | 1.9% | 5.5% | 5.3% | 3.1% | 0.5% | 3.7% | 0.9% | 4.5% |
| Mar 2021 | | 4.2% | 2.5% | 2.1% | 6.1% | | 4.4% | 1.1% | 5.8% | 5.6% | 3.1% | 0.6% | 3.7% | 1.1% | 4.8% |
| Feb 2021 | | 4.6% | 3.9% | 4.1% | 11.2% | | 7.0% | 0.2% | 7.1% | 6.7% | 3.6% | 0.4% | 4.0% | 2.9% | 6.9% |
| Jan 2021 | | 5.7% | 3.5% | 6.2% | 8.7% | | 6.3% | 4.5% | 10.5% | 10.2% | 3.6% | 0.4% | 4.0% | 3.7% | 7.7% |
| 2020 | | 4.1% | 3.1% | 5.0% | 5.7% | | 4.6% | 3.7% | 6.4% | 6.2% | 3.6% | 0.4% | 4.0% | 1.1% | 5.1% |
| Dec 2020 | | 2.9% | 2.2% | 3.5% | 4.1% | | 3.3% | 0.9% | 5.7% | 5.4% | 2.1% | 0.3% | 2.4% | 1.6% | 4.0% |
| Nov 2020 | | 3.5% | 3.0% | 5.3% | 5.4% | | 4.3% | 1.5% | 5.0% | 4.8% | 3.4% | 0.4% | 3.9% | 0.6% | 4.5% |
| Oct 2020 | | 4.2% | 2.7% | 4.7% | 5.5% | | 4.4% | 2.0% | 6.7% | 6.5% | 3.4% | 0.5% | 3.8% | 1.3% | 5.1% |
| Sep 2020 | | 3.8% | 2.5% | 3.0% | 5.4% | | 4.0% | 6.3% | 5.5% | 5.6% | 3.4% | 0.5% | 3.9% | 0.7% | 4.7% |
| Aug 2020 | | 3.4% | 2.5% | 3.4% | 6.1% | | 4.3% | 2.8% | 5.6% | 5.4% | 3.7% | 0.4% | 4.1% | 0.6% | 4.7% |
| Jul 2020 | | 3.7% | 2.5% | 4.3% | 4.7% | | 3.8% | 0.3% | 4.7% | 4.4% | 3.5% | 0.3% | 3.8% | 0.2% | 4.0% |
| Jun 2020 | | 3.8% | 2.7% | 4.8% | 5.5% | | 4.3% | 2.2% | 4.9% | 4.8% | 3.5% | 0.3% | 3.8% | 0.6% | 4.5% |
| May 2020 | | 5.6% | 3.1% | 6.6% | 8.8% | | 6.4% | 4.6% | 7.8% | 7.6% | 3.9% | 0.3% | 4.2% | 2.7% | 6.9% |
| Apr 2020 | | 6.5% | 5.5% | 9.0% | 9.9% | | 7.8% | 5.8% | 12.3% | 12.0% | 4.2% | 0.4% | 4.5% | 4.6% | 9.2% |
| Mar 2020 | | 4.2% | 3.3% | 5.4% | 5.0% | | 4.4% | 4.3% | 8.4% | 8.2% | 4.3% | 0.5% | 4.8% | 0.9% | 5.7% |
| Feb 2020 | | 3.9% | 3.4% | 5.3% | 4.5% | | 4.1% | 6.6% | 4.8% | 4.9% | 3.8% | 0.5% | 4.4% | | 4.4% |
| Jan 2020 | | 3.9% | 3.1% | 5.3% | 4.4% | | 4.0% | 7.1% | 5.3% | 5.4% | 3.8% | 0.6% | 4.4% | | 4.4% |



CHO 4 Section 38's

| Year/ month | Bros. of Charity, Southern | Cope Foundation | Cork Dental Hospital | St. John of God, Kerry | Section 38 Voluntary Agencies | Certified absence | Self-certified absence | Non Covid-19 absence | Covid-19 absence | Total absence rate |
|-------------|----------------------------|-----------------|----------------------|------------------------|-------------------------------|-------------------|------------------------|----------------------|------------------|--------------------|
| 2023 | 5.3% | 6.2% | 2.1% | 4.0% | 5.4% | 3.9% | 1.0% | 4.9% | 0.4% | 5.4% |
| Jul 2023 | 4.4% | 5.6% | 2.5% | 4.4% | 4.9% | 3.6% | 0.9% | 4.5% | 0.4% | 4.9% |
| Jun 2023 | 3.7% | 5.7% | 2.3% | 3.3% | 4.7% | 3.4% | 1.0% | 4.3% | 0.3% | 4.7% |
| May 2023 | 5.2% | 6.1% | 1.4% | 2.7% | 5.1% | 3.9% | 0.8% | 4.7% | 0.4% | 5.1% |
| Apr 2023 | 5.5% | 6.3% | 1.7% | 4.7% | 5.6% | 4.2% | 0.9% | 5.1% | 0.5% | 5.6% |
| Mar 2023 | 5.4% | 6.3% | 1.3% | 4.8% | 5.5% | 4.2% | 0.9% | 5.1% | 0.4% | 5.5% |
| Feb 2023 | 5.8% | 5.8% | 3.2% | 2.9% | 5.2% | 3.7% | 1.3% | 5.0% | 0.2% | 5.2% |
| Jan 2023 | 6.5% | 7.3% | 2.5% | 5.5% | 6.6% | 4.3% | 1.4% | 5.8% | 0.8% | 6.6% |
| 2022 | 7.3% | 9.4% | 3.3% | 7.0% | 8.1% | 4.3% | 1.6% | 5.9% | 2.2% | 8.1% |
| Dec 2022 | 8.2% | 8.2% | 1.3% | 4.1% | 7.2% | 5.0% | 1.3% | 6.3% | 0.9% | 7.2% |
| Nov 2022 | 7.2% | 7.4% | 4.0% | 4.4% | 6.8% | 5.2% | 1.0% | 6.1% | 0.6% | 6.8% |
| Oct 2022 | 6.8% | 8.3% | 5.3% | 5.6% | 7.3% | 5.3% | 1.4% | 6.7% | 0.6% | 7.3% |
| Sep 2022 | 5.0% | 7.8% | 2.5% | 5.9% | 6.3% | 4.5% | 1.1% | 5.6% | 0.7% | 6.3% |
| Aug 2022 | 4.9% | 7.9% | 0.8% | 5.7% | 6.3% | 4.5% | 1.0% | 5.5% | 0.8% | 6.3% |
| Jul 2022 | 7.3% | 8.2% | 3.7% | 7.5% | 7.6% | 5.1% | 0.6% | 5.7% | 1.9% | 7.6% |
| Jun 2022 | 6.1% | 9.0% | 2.4% | 8.5% | 7.6% | 3.6% | 1.9% | 5.5% | 2.2% | 7.6% |
| May 2022 | 5.4% | 6.7% | 2.4% | 6.0% | 6.0% | 3.3% | 1.7% | 5.0% | 1.0% | 6.0% |
| Apr 2022 | 8.8% | 13.1% | 1.1% | 6.6% | 10.2% | 3.9% | 2.1% | 6.0% | 4.2% | 10.2% |
| Mar 2022 | 9.4% | 13.1% | 8.7% | 9.9% | 11.2% | 4.0% | 2.4% | 6.5% | 4.7% | 11.2% |
| Feb 2022 | 8.0% | 9.7% | 4.0% | 6.7% | 8.4% | 3.5% | 2.0% | 5.5% | 2.9% | 8.4% |
| Jan 2022 | 10.5% | 13.1% | 2.1% | 15.1% | 12.0% | 4.0% | 2.3% | 6.3% | 5.7% | 12.0% |
| 2021 | 6.2% | 8.3% | 2.1% | 6.7% | 7.1% | 4.5% | 1.1% | 5.6% | 1.5% | 7.1% |
| Dec 2021 | 8.9% | 12.5% | 1.0% | 6.4% | 9.9% | 4.7% | 2.0% | 6.7% | 3.1% | 9.9% |
| Nov 2021 | 8.8% | 11.7% | 4.2% | 10.3% | 10.1% | 5.3% | 2.0% | 7.2% | 2.9% | 10.1% |
| Oct 2021 | 6.8% | 9.7% | 3.2% | 8.0% | 8.2% | 5.9% | 1.2% | 7.1% | 1.0% | 8.2% |
| Sep 2021 | 6.0% | 7.6% | 2.2% | 7.5% | 6.8% | 4.7% | 1.2% | 5.9% | 0.9% | 6.8% |
| Aug 2021 | 5.0% | 7.1% | 1.4% | 4.2% | 5.8% | 4.5% | 0.9% | 5.4% | 0.4% | 5.8% |
| Jul 2021 | 4.9% | 5.3% | 1.2% | 6.8% | 5.2% | 4.3% | 0.6% | 4.9% | 0.3% | 5.2% |
| Jun 2021 | 4.9% | 6.7% | 0.9% | 5.9% | 5.7% | 4.1% | 1.1% | 5.2% | 0.4% | 5.7% |
| May 2021 | 4.7% | 6.4% | 3.2% | 4.2% | 5.3% | 4.0% | 0.9% | 4.9% | 0.4% | 5.3% |
| Apr 2021 | 4.2% | 6.4% | 1.9% | 6.0% | 5.3% | 3.7% | 0.9% | 4.6% | 0.7% | 5.3% |
| Mar 2021 | 5.3% | 7.0% | 1.1% | 3.2% | 5.6% | 4.0% | 0.9% | 4.9% | 0.7% | 5.6% |
| Feb 2021 | 5.1% | 9.4% | 0.2% | 4.5% | 6.7% | 4.5% | 0.7% | 5.2% | 1.5% | 6.7% |
| Jan 2021 | 9.4% | 10.6% | 4.5% | 13.6% | 10.2% | 4.4% | 0.8% | 5.2% | 5.1% | 10.2% |
| 2020 | 6.0% | 7.1% | 3.7% | 5.0% | 6.2% | 4.1% | 0.7% | 4.7% | 1.5% | 6.2% |
| Dec 2020 | 4.0% | 7.2% | 0.9% | 4.7% | 5.4% | 4.3% | 0.6% | 4.9% | 0.5% | 5.4% |
| Nov 2020 | 4.0% | 5.7% | 1.5% | 4.7% | 4.8% | 3.6% | 0.7% | 4.3% | 0.5% | 4.8% |
| Oct 2020 | 6.9% | 6.9% | 2.0% | 5.8% | 6.5% | 3.5% | 0.6% | 4.1% | 2.4% | 6.5% |
| Sep 2020 | 4.9% | 6.8% | 6.3% | 2.6% | 5.6% | 3.7% | 0.7% | 4.4% | 1.1% | 5.6% |
| Aug 2020 | 5.3% | 6.5% | 2.8% | 2.7% | 5.4% | 3.9% | 0.6% | 4.5% | 0.9% | 5.4% |
| Jul 2020 | 5.7% | 4.4% | 0.3% | 3.8% | 4.4% | 3.6% | 0.5% | 4.2% | 0.3% | 4.4% |
| Jun 2020 | 4.7% | 5.5% | 2.2% | 3.7% | 4.8% | 3.7% | 0.6% | 4.2% | 0.6% | 4.8% |
| May 2020 | 7.8% | 9.1% | 4.6% | 3.4% | 7.6% | 4.0% | 0.7% | 4.6% | 3.0% | 7.6% |
| Apr 2020 | 10.5% | 13.1% | 5.8% | 13.3% | 12.0% | 4.7% | 0.8% | 5.5% | 6.4% | 12.0% |
| Mar 2020 | 8.4% | 9.4% | 4.3% | 5.0% | 8.2% | 5.0% | 0.6% | 5.6% | 2.6% | 8.2% |
| Feb 2020 | 4.7% | 4.9% | 6.6% | 4.9% | 4.9% | 4.3% | 0.6% | 4.9% | | 4.9% |
| Jan 2020 | 4.8% | 5.7% | 7.1% | 5.0% | 5.4% | 4.6% | 0.8% | 5.4% | | 5.4% |

