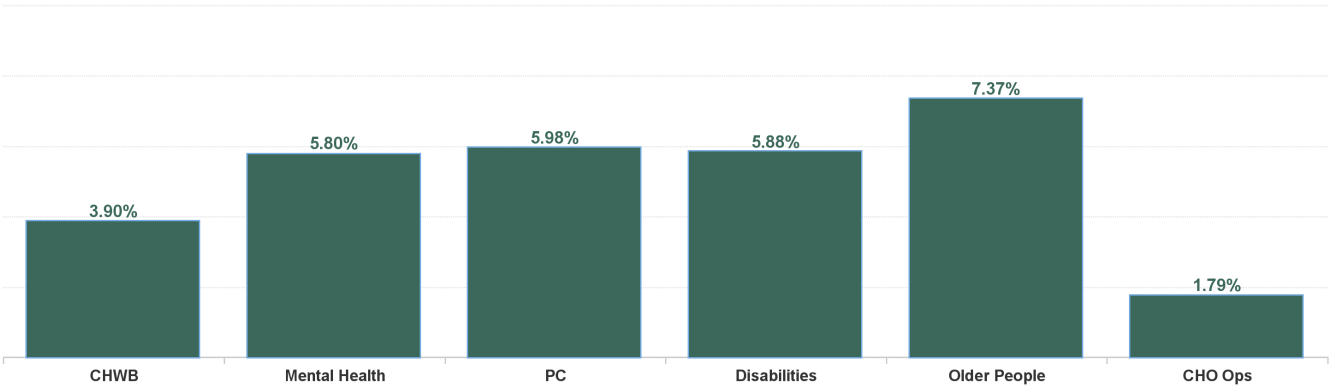


March 2024

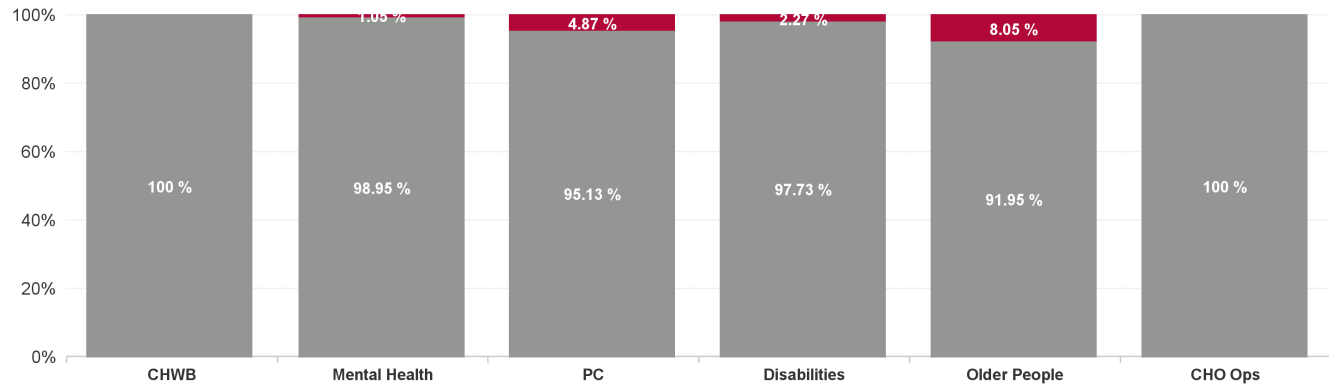
Health Service Absence Rate - by Staff Category: Mar 2024	Certified absence	Self- certified absence	Non Covid-19 absence	Covid-19 absence	Total absence rate	% Non Covid-19 absence	% Covid-19 absence
CHO 4	5.39%	0.55%	5.94%	0.26%	6.20%	95.80%	4.20%
Medical & Dental	1.88%	0.19%	2.07%	0.00%	2.07%	100.00%	0.00%
Nursing & Midwifery	6.32%	0.61%	6.93%	0.31%	7.25%	95.66%	4.34%
Health & Social Care Professionals	4.67%	0.43%	5.10%	0.06%	5.16%	98.84%	1.16%
Management & Administrative	4.04%	0.48%	4.51%	0.00%	4.51%	100.00%	0.00%
General Support	4.99%	0.66%	5.65%	0.30%	5.96%	94.88%	5.12%
Patient & Client Care	5.85%	0.60%	6.45%	0.41%	6.86%	94.02%	5.98%

Health Service Absence Rate - by Care Group: Mar 2024	Certified absence	Self- certified absence	Non Covid-19 absence	Covid-19 absence	Total absence rate	% Non Covid-19 absence	% Covid-19 absence
CHO 4	5.39%	0.55%	5.94%	0.26%	6.20%	95.80%	4.20%
Community Health & Wellbeing	3.90%	0.00%	3.90%	0.00%	3.90%	100.00%	0.00%
Primary Care	5.27%	0.42%	5.69%	0.29%	5.98%	95.13%	4.87%
Disabilities	5.09%	0.65%	5.74%	0.13%	5.88%	97.73%	2.27%
Mental Health	5.28%	0.46%	5.74%	0.06%	5.80%	98.95%	1.05%
Older People	6.17%	0.61%	6.78%	0.59%	7.37%	91.95%	8.05%
CHO Operations	1.79%	0.00%	1.79%	0.00%	1.79%	100.00%	0.00%
Community Services	5.39%	0.55%	5.94%	0.26%	6.20%	95.80%	4.20%

Total Absence Rate

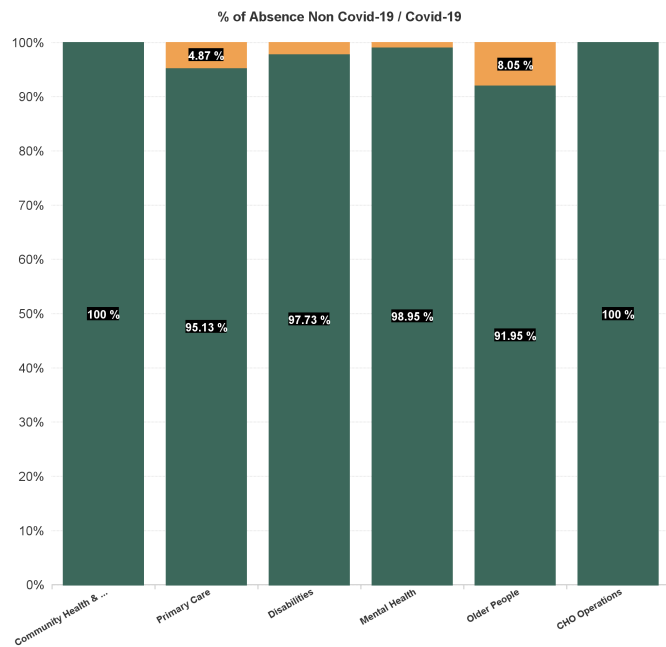
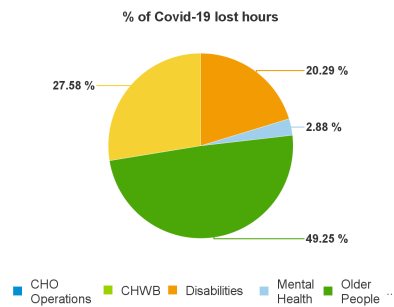
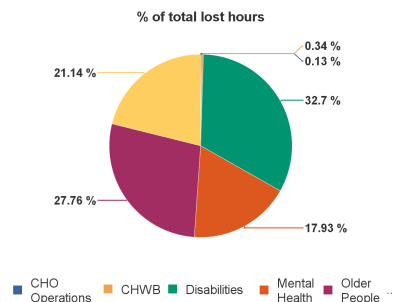


% of Absence Non Covid-19 / Covid-19



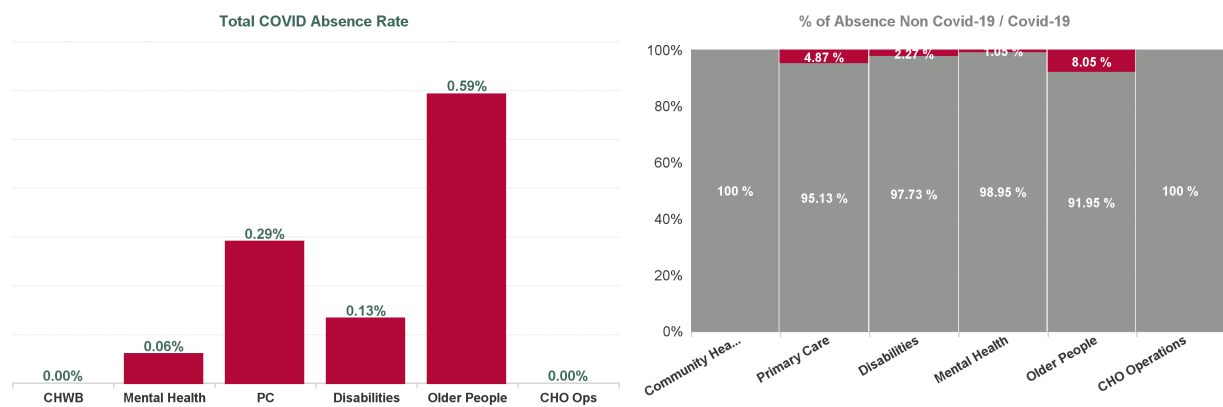
March 2024

Health Service Absence Rate - by Care Group : Mar 2024	Certified absence	Self- certified absence	Non Covid-19 absence	Covid-19 absence	Total absence rate	Medical & Dental	Nursing & Midwifery	Health & Social Care Professionals	Management & Administrative	General Support	Patient & Client Care
CHO 4	5.39%	0.55%	5.94%	0.26%	6.20%	2.07%	7.25%	5.16%	4.51%	5.96%	6.86%
Community Health & Wellbeing	3.90%	0.00%	3.90%	0.00%	3.90%		37.23%	0.00%	2.88%		0.26%
Primary Care	5.27%	0.42%	5.69%	0.29%	5.98%	2.69%	7.01%	6.18%	4.61%	7.89%	8.36%
Disabilities	5.09%	0.65%	5.74%	0.13%	5.88%	0.00%	8.47%	4.13%	4.85%	6.40%	5.76%
Mental Health	5.28%	0.46%	5.74%	0.06%	5.80%	1.82%	6.57%	5.25%	3.60%	6.08%	8.14%
Older People	6.17%	0.61%	6.78%	0.59%	7.37%	0.00%	7.33%	9.03%	5.16%	4.71%	8.38%
CHO Operations	1.79%	0.00%	1.79%	0.00%	1.79%		3.89%	1.93%	1.12%		
Community Services	5.39%	0.55%	5.94%	0.26%	6.20%	2.07%	7.25%	5.16%	4.51%	5.96%	6.86%



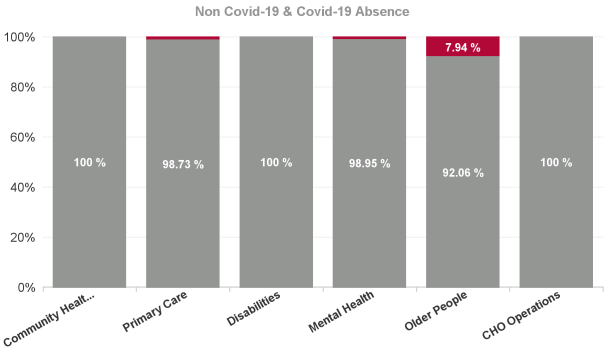
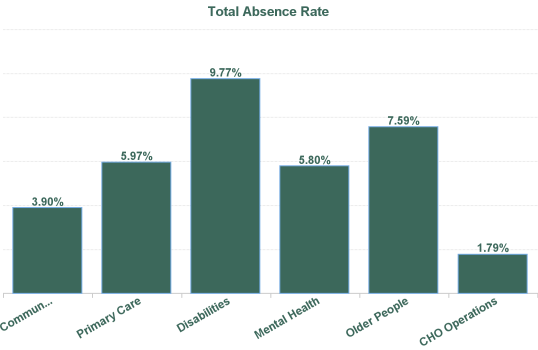
March 2024

Health Service Absence Rate - by Care Group : Mar 2024	Non Covid-19 absence	Covid-19 absence	Total absence rate	Medical & Dental	Nursing & Midwifery	Health & Social Care Professionals	Management & Administrative	General Support	Patient & Client Care
CHO 4	5.94%	0.26%	6.20%	0.00%	0.31%	0.06%	0.00%	0.30%	0.41%
Community Health & Wellbeing	3.90%	0.00%	3.90%		0.00%	0.00%	0.00%		0.00%
Primary Care	5.69%	0.29%	5.98%	0.00%	0.70%	0.05%	0.00%	0.00%	0.65%
Disabilities	5.74%	0.13%	5.88%	0.00%	0.14%	0.00%	0.00%	0.00%	0.20%
Mental Health	5.74%	0.06%	5.80%	0.00%	0.04%	0.23%	0.00%	0.00%	0.07%
Older People	6.78%	0.59%	7.37%	0.00%	0.44%	0.00%	0.00%	0.93%	0.82%
CHO Operations	1.79%	0.00%	1.79%		0.00%	0.00%	0.00%		
Community Services	5.94%	0.26%	6.20%	0.00%	0.31%	0.06%	0.00%	0.30%	0.41%



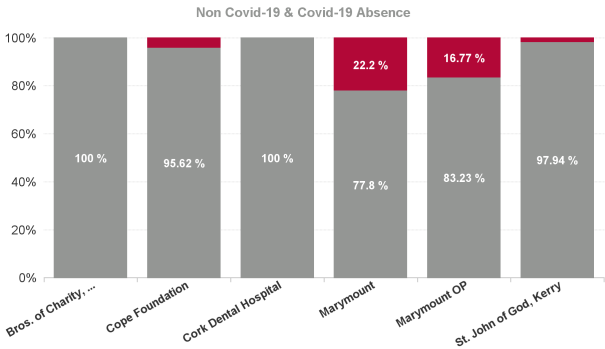
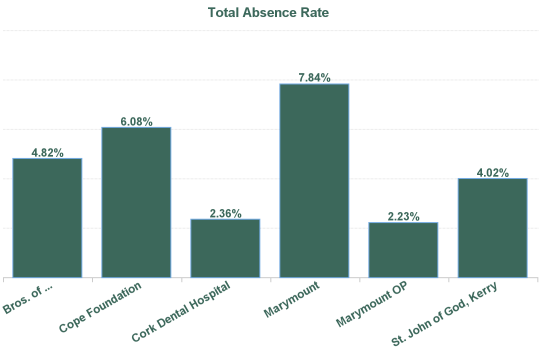
March 2024

Health Service Absence Rate - by Admin : Mar 2024	Certified absence	Self-certified absence	Non-Covid-19 absence	Covid-19 absence	Total absence rate	Medical & Dental	Nursing & Midwifery	Health & Social Care Professionals	Management & Administrative	General Support	Patient & Client Care
Total	5.39%	0.55%	5.94%	0.26%	6.20%	2.07%	7.25%	5.16%	4.51%	5.96%	6.86%
Community Health & Wellbeing	3.90%	0.00%	3.90%	0.00%	3.90%		37.23%	0.00%	2.88%		0.26%
Primary Care	5.47%	0.43%	5.90%	0.08%	5.97%	3.49%	6.90%	6.48%	4.68%	1.57%	8.00%
Disabilities	9.12%	0.64%	9.77%	0.00%	9.77%	0.00%	16.07%	7.47%	11.12%	3.61%	8.23%
Mental Health	5.28%	0.46%	5.74%	0.06%	5.80%	1.82%	6.57%	5.25%	3.60%	6.08%	8.14%
Older People	6.39%	0.60%	6.98%	0.60%	7.59%	0.00%	7.70%	9.03%	5.16%	4.71%	8.61%
CHO Operations	1.79%	0.00%	1.79%	0.00%	1.79%		3.89%	1.93%	1.12%		
Health Service Executive	5.92%	0.50%	6.42%	0.25%	6.67%	2.32%	7.36%	6.12%	4.90%	5.00%	8.35%
Section 38 Voluntary Agencies	4.46%	0.63%	5.09%	0.28%	5.37%	0.00%	6.83%	3.69%	3.05%	7.25%	5.61%



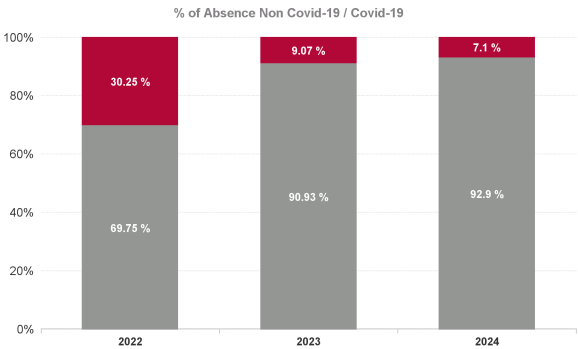
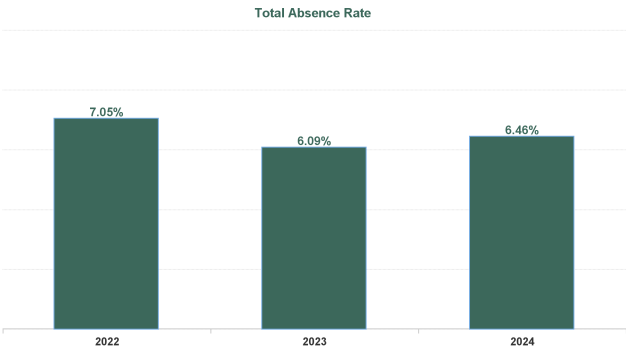
March 2024

Health Service Absence Rate - by Care Group : Mar 2024	Certified absence	Self- certified absence	Non Covid-19 absence	Covid-19 absence	Total absence rate	Medical & Dental	Nursing & Midwifery	Health & Social Care Professionals	Management & Administrative	General Support	Patient & Client Care
Total	4.46%	0.63%	5.09%	0.28%	5.37%	0.00%	6.83%	3.69%	3.05%	7.25%	5.61%
Bros. of Charity, Southern	4.40%	0.42%	4.82%	0.00%	4.82%		5.34%	4.43%	1.94%	10.27%	5.05%
Cope Foundation	4.98%	0.84%	5.82%	0.27%	6.08%		7.74%	2.22%	3.00%	6.82%	6.44%
Cork Dental Hospital	2.00%	0.36%	2.36%	0.00%	2.36%	0.00%	3.94%	0.00%	4.15%	1.98%	2.67%
Marymount	5.66%	0.44%	6.10%	1.74%	7.84%	0.00%	7.70%	2.10%	4.37%	11.87%	15.58%
Marymount OP	0.93%	0.93%	1.85%	0.37%	2.23%	0.00%	0.57%				3.71%
St. John of God, Kerry	3.41%	0.53%	3.94%	0.08%	4.02%		7.02%	5.30%	1.59%	5.33%	2.64%
Section 38 Voluntary Agencies	4.46%	0.63%	5.09%	0.28%	5.37%	0.00%	6.83%	3.69%	3.05%	7.25%	5.61%



Year / Month	Certified absence	Self-certified absence	Non Covid-19 absence	Covid-19 absence	Total absence rate	Medical & Dental	Nursing & Midwifery	Health & Social Care Professionals	Management & Administrative	General Support	Patient & Client Care
Mar 2024	5.39%	0.55%	5.94%	0.26%	6.20%	2.07%	7.25%	5.16%	4.51%	5.96%	6.86%
Feb 2024	5.04%	0.67%	5.71%	0.43%	6.14%	1.54%	7.05%	5.28%	4.26%	7.63%	6.78%
Jan 2024	5.54%	0.80%	6.35%	0.68%	7.02%	2.56%	8.10%	5.86%	5.95%	7.41%	7.56%
2024	5.32%	0.67%	6.00%	0.46%	6.46%	2.06%	7.46%	5.44%	4.93%	7.01%	7.06%
Dec 2023	5.31%	0.88%	6.20%	0.57%	6.76%	3.18%	7.50%	6.06%	4.82%	6.69%	7.48%
Nov 2023	5.15%	0.84%	5.99%	0.40%	6.38%	3.18%	7.03%	5.65%	4.26%	6.25%	7.44%
Oct 2023	5.14%	0.86%	6.01%	0.53%	6.53%	3.55%	7.11%	5.82%	4.62%	6.92%	7.38%
Sep 2023	5.11%	0.73%	5.85%	0.77%	6.61%	2.31%	7.56%	6.61%	4.49%	5.97%	7.22%
Aug 2023	5.27%	0.74%	6.01%	0.85%	6.86%	2.41%	7.34%	6.14%	4.81%	8.97%	7.76%
Jul 2023	4.63%	0.60%	5.23%	0.44%	5.67%	2.70%	5.94%	4.58%	3.63%	5.95%	6.86%
Jun 2023	4.87%	0.56%	5.44%	0.39%	5.83%	3.32%	6.26%	4.49%	4.09%	6.68%	6.84%
May 2023	4.79%	0.56%	5.35%	0.44%	5.79%	1.73%	6.10%	4.72%	3.88%	6.52%	7.10%
Apr 2023	4.82%	0.61%	5.43%	0.46%	5.89%	2.73%	6.12%	4.49%	3.58%	5.43%	7.45%
Mar 2023	3.76%	0.50%	4.26%	0.39%	4.65%	2.85%	4.07%	4.47%	2.40%	5.94%	6.10%
Feb 2023	4.19%	0.83%	5.02%	0.43%	5.45%	1.75%	5.16%	5.26%	3.50%	6.53%	6.41%
Jan 2023	4.74%	1.05%	5.79%	1.10%	6.89%	3.07%	6.97%	6.45%	4.18%	7.98%	7.73%
2023	4.82%	0.72%	5.54%	0.55%	6.09%	2.75%	6.39%	5.36%	4.02%	6.61%	7.14%
Dec 2022	4.44%	0.91%	5.34%	0.81%	6.16%	2.97%	5.85%	6.77%	3.04%	6.69%	7.25%
Nov 2022	4.41%	0.71%	5.11%	0.71%	5.82%	3.30%	5.77%	5.32%	2.88%	8.22%	6.69%
Oct 2022	4.54%	0.92%	5.45%	0.70%	6.15%	3.56%	5.80%	5.92%	2.32%	9.48%	7.23%
Sep 2022	4.07%	0.69%	4.76%	0.74%	5.50%	2.39%	5.12%	3.69%	2.81%	7.31%	6.98%
Aug 2022	3.91%	0.70%	4.61%	1.00%	5.61%	2.31%	5.61%	5.07%	2.46%	5.37%	6.90%
Jul 2022	4.53%	0.56%	5.08%	2.16%	7.24%	3.67%	7.72%	6.34%	3.58%	5.51%	8.58%
Jun 2022	3.47%	0.95%	4.42%	1.36%	5.78%	2.55%	5.53%	5.31%	2.70%	7.06%	7.17%
May 2022	3.29%	0.98%	4.26%	1.39%	5.66%	3.55%	5.88%	3.71%	2.23%	6.63%	7.00%
Apr 2022	3.68%	1.19%	4.87%	4.63%	9.50%	5.48%	9.87%	7.60%	4.69%	9.76%	11.32%
Mar 2022	4.07%	1.34%	5.41%	3.82%	9.22%	5.09%	9.77%	7.89%	4.92%	8.97%	10.78%
Feb 2022	3.51%	1.15%	4.66%	3.09%	7.75%	1.75%	8.28%	6.07%	3.60%	7.22%	9.61%
Jan 2022	3.84%	1.19%	5.03%	5.31%	10.34%	2.64%	10.67%	7.93%	4.71%	9.49%	13.02%
2022	3.98%	0.94%	4.92%	2.13%	7.05%	3.37%	7.06%	5.99%	3.30%	7.65%	8.56%
Dec 2021	4.00%	0.96%	4.95%	2.58%	7.53%	2.75%	7.86%	5.15%	3.60%	9.08%	9.59%
Nov 2021	4.27%	0.99%	5.26%	2.39%	7.65%	2.79%	7.18%	7.19%	3.72%	6.81%	9.89%
Oct 2021	4.59%	0.74%	5.33%	1.13%	6.45%	3.10%	6.07%	5.60%	3.79%	4.95%	8.31%
Sep 2021	3.98%	0.65%	4.63%	0.92%	5.55%	1.70%	5.92%	3.79%	2.89%	4.06%	7.30%
Aug 2021	4.10%	0.53%	4.64%	0.64%	5.28%	1.32%	5.36%	2.75%	2.64%	3.49%	7.46%
Jul 2021	3.68%	0.43%	4.11%	0.63%	4.74%	1.53%	4.45%	3.00%	2.48%	4.94%	6.70%
Jun 2021	3.80%	0.64%	4.44%	0.63%	5.07%	1.52%	4.87%	3.34%	2.89%	5.48%	6.69%
May 2021	3.54%	0.65%	4.19%	0.72%	4.91%	1.67%	4.53%	3.16%	2.50%	5.61%	6.38%
Apr 2021	3.14%	0.51%	3.65%	0.90%	4.55%	1.01%	4.91%	2.84%	1.87%	4.32%	6.12%
Mar 2021	3.15%	0.60%	3.74%	1.09%	4.84%	2.23%	5.36%	3.99%	1.78%	4.62%	5.85%
Feb 2021	3.56%	0.45%	4.01%	2.90%	6.91%	2.21%	8.05%	4.21%	2.88%	5.47%	8.79%
Jan 2021	3.62%	0.42%	4.05%	3.69%	7.73%	2.50%	8.89%	5.14%	3.59%	5.89%	9.61%
2021	3.81%	0.63%	4.44%	1.55%	5.99%	2.01%	6.25%	4.21%	2.91%	5.33%	7.77%

Year / Month	Certified absence	Self-certified absence	Total absence rate	Non Covid-19 absence	Covid-19 Absence	CHWB	Mental Health	PC	Disabilities	Older People	CHO Ops
Mar 2024	5.39%	0.55%	6.20%	5.94%	0.26%	3.90%	5.80%	5.98%	5.88%	7.37%	1.79%
Feb 2024	5.04%	0.67%	6.14%	5.71%	0.43%	7.23%	5.45%	5.60%	6.09%	7.41%	1.92%
Jan 2024	5.54%	0.80%	7.02%	6.35%	0.68%	8.00%	6.79%	5.96%	6.72%	8.76%	2.26%
2024	5.32%	0.67%	6.46%	6.00%	0.46%	6.44%	6.04%	5.83%	6.23%	7.85%	2.01%
Dec 2023	5.31%	0.88%	6.76%	6.20%	0.57%	7.32%	6.93%	5.59%	6.45%	8.05%	3.84%
Nov 2023	5.15%	0.84%	6.38%	5.99%	0.40%	3.48%	6.43%	5.26%	6.18%	7.91%	3.33%
Oct 2023	5.14%	0.86%	6.53%	6.01%	0.53%	6.52%	6.67%	5.52%	6.42%	7.60%	3.83%
Sep 2023	5.11%	0.73%	6.61%	5.85%	0.77%	3.33%	5.80%	5.26%	6.84%	8.33%	6.32%
Aug 2023	5.27%	0.74%	6.86%	6.01%	0.85%	3.74%	6.32%	5.06%	6.92%	8.91%	4.87%
Jul 2023	4.63%	0.60%	5.67%	5.23%	0.44%	2.80%	5.65%	4.10%	5.52%	7.36%	
Jun 2023	4.87%	0.56%	5.83%	5.44%	0.39%	3.86%	5.77%	4.20%	5.61%	7.77%	0.89%
May 2023	4.79%	0.56%	5.79%	5.35%	0.44%	3.65%	5.80%	4.31%	5.71%	7.44%	0.43%
Apr 2023	4.82%	0.61%	5.89%	5.43%	0.46%	2.80%	5.65%	4.06%	6.15%	7.36%	
Mar 2023	3.76%	0.50%	4.65%	4.26%	0.39%	1.20%	3.99%	3.22%	5.62%	5.27%	
Feb 2023	4.19%	0.83%	5.45%	5.02%	0.43%		5.58%	3.34%	5.42%	6.71%	
Jan 2023	4.74%	1.05%	6.89%	5.79%	1.10%		7.40%	4.67%	6.60%	8.52%	
2023	4.82%	0.72%	6.09%	5.54%	0.55%	3.84%	5.94%	4.58%	6.12%	7.56%	3.57%
Dec 2022	4.44%	0.91%	6.16%	5.34%	0.81%		5.89%	3.56%	7.15%	6.53%	
Nov 2022	4.41%	0.71%	5.82%	5.11%	0.71%		5.03%	4.17%	6.53%	6.25%	
Oct 2022	4.54%	0.92%	6.15%	5.45%	0.70%		5.32%	3.85%	7.08%	6.71%	
Sep 2022	4.07%	0.69%	5.50%	4.76%	0.74%		4.68%	3.37%	6.29%	6.11%	
Aug 2022	3.91%	0.70%	5.61%	4.61%	1.00%		5.42%	3.16%	6.50%	5.80%	
Jul 2022	4.53%	0.56%	7.24%	5.08%	2.16%		7.04%	5.32%	7.69%	7.70%	
Jun 2022	3.47%	0.95%	5.78%	4.42%	1.36%		4.63%	3.24%	7.66%	5.64%	
May 2022	3.29%	0.98%	5.66%	4.26%	1.39%		4.78%	3.88%	6.20%	6.54%	
Apr 2022	3.68%	1.19%	9.50%	4.87%	4.63%		8.15%	6.42%	10.71%	10.68%	
Mar 2022	4.07%	1.34%	9.22%	5.41%	3.82%		7.05%	7.59%	11.19%	8.99%	
Feb 2022	3.51%	1.15%	7.75%	4.66%	3.09%		6.97%	5.59%	8.41%	9.04%	
Jan 2022	3.84%	1.19%	10.34%	5.03%	5.31%		9.26%	6.54%	12.16%	10.43%	
2022	3.98%	0.94%	7.05%	4.92%	2.13%		6.19%	4.71%	8.13%	7.48%	
Dec 2021	4.00%	0.96%	7.53%	4.95%	2.58%	#DIV/0	6.08%	3.62%	10.20%	7.79%	
Nov 2021	4.27%	0.99%	7.65%	5.26%	2.39%	#DIV/0	5.43%	4.39%	10.32%	7.55%	
Oct 2021	4.59%	0.74%	6.45%	5.33%	1.13%	#DIV/0	4.84%	3.58%	8.10%	7.10%	
Sep 2021	3.98%	0.65%	5.55%	4.63%	0.92%	#DIV/0	4.21%	3.07%	6.89%	6.73%	
Aug 2021	4.10%	0.53%	5.28%	4.64%	0.64%	#DIV/0	4.14%	2.46%	6.04%	6.83%	
Jul 2021	3.68%	0.43%	4.74%	4.11%	0.63%	#DIV/0	3.52%	2.44%	5.35%	6.35%	
Jun 2021	3.80%	0.64%	5.07%	4.44%	0.63%	#DIV/0	4.05%	2.73%	5.65%	6.57%	
May 2021	3.54%	0.65%	4.91%	4.19%	0.72%	#DIV/0	2.88%	2.30%	5.48%	6.31%	
Apr 2021	3.14%	0.51%	4.55%	3.65%	0.90%	#DIV/0	3.29%	1.69%	5.14%	7.06%	
Mar 2021	3.15%	0.60%	4.84%	3.74%	1.09%	#DIV/0	4.19%	2.34%	5.44%	6.07%	
Feb 2021	3.56%	0.45%	6.91%	4.01%	2.90%	#DIV/0	4.56%	3.54%	6.73%	11.22%	
Jan 2021	3.62%	0.42%	7.73%	4.05%	3.69%	#DIV/0	5.72%	3.61%	10.05%	8.67%	
2021	3.81%	0.63%	5.99%	4.44%	1.55%	#DIV/0	4.57%	3.01%	7.14%	7.41%	



Year / Month	Certified absence	Self- certified absence	Non- Covid-19 absence	Covid-19 absence	Total absence rate	Community Health & Wellbeing	Primary Care	Disabilities	Mental Health	Older People	CHQ Operations	Health Service Executive	Primary Care	Disabilities	Older People	Section 28 Voluntary Agencies
Mar 2024	5.39%	0.55%	5.94%	0.26%	6.20%	3.90%	5.97%	9.77%	5.80%	7.59%	1.79%	6.67%	6.02%	5.37%	2.23%	5.37%
Feb 2024	5.04%	0.67%	5.71%	0.43%	6.14%	7.23%	5.14%	9.96%	5.45%	7.84%	1.92%	6.43%	6.79%	5.59%	2.12%	5.66%
Jan 2024	5.54%	0.80%	6.35%	0.88%	7.02%	8.00%	6.13%	10.00%	6.79%	8.76%	2.26%	7.42%	3.53%	6.28%		6.14%
2024	5.32%	0.67%	6.00%	0.46%	6.46%	6.44%	5.76%	9.91%	6.04%	8.08%	2.01%	6.86%	6.15%	5.74%	2.16%	5.70%
Dec 2023	5.31%	0.88%	6.20%	0.57%	6.76%	7.32%	5.83%	8.14%	6.93%	8.05%	3.84%	7.09%	2.22%	6.22%		6.06%
Nov 2023	5.15%	0.84%	5.99%	0.40%	6.38%	3.48%	5.39%	7.74%	6.43%	7.91%	3.33%	6.64%	3.51%	5.96%		5.84%
Oct 2023	5.14%	0.86%	6.01%	0.53%	6.53%	6.52%	5.80%	7.04%	6.67%	7.60%	3.83%	6.73%	1.82%	6.34%		6.12%
Sep 2023	5.11%	0.73%	5.85%	0.77%	6.61%	3.33%	5.62%	9.05%	5.80%	8.33%	6.32%	6.78%	0.93%	6.55%		6.28%
Aug 2023	5.27%	0.74%	6.01%	0.85%	6.86%	3.74%	5.39%	11.59%	6.32%	8.91%	4.87%	7.26%	1.31%	6.28%		6.03%
Jul 2023	4.63%	0.60%	5.23%	0.44%	5.67%	2.80%	4.24%	9.27%	5.65%	7.36%	6.05%	6.05%	2.47%	5.03%		4.90%
Jun 2023	4.87%	0.56%	5.44%	0.39%	5.83%	3.86%	4.36%	10.71%	5.77%	7.77%	0.89%	6.51%	2.30%	4.80%		4.65%
May 2023	4.79%	0.56%	5.35%	0.44%	5.79%	3.85%	4.53%	9.34%	5.80%	7.44%	0.43%	6.14%	1.36%	5.23%		5.05%
Apr 2023	4.82%	0.61%	5.43%	0.46%	5.89%	2.80%	4.24%	9.27%	5.65%	7.36%		6.05%	1.86%	5.75%		5.58%
Mar 2023	3.76%	0.50%	4.26%	0.39%	4.65%	1.20%	3.36%	4.73%	3.99%	5.27%		4.28%	1.33%	5.75%		5.53%
Feb 2023	4.19%	0.83%	5.02%	0.43%	5.45%		3.37%	6.46%	5.68%	6.71%		5.60%	3.16%	5.32%		5.22%
Jan 2023	4.74%	1.05%	5.79%	1.10%	6.89%		4.97%	4.53%	7.40%	8.52%		7.12%	2.49%	6.76%		6.57%
2023	4.82%	0.72%	5.54%	0.55%	6.09%	3.84%	4.79%	8.27%	5.94%	7.56%	3.57%	6.30%	2.03%	5.85%		5.66%
Dec 2022	4.44%	0.91%	5.34%	0.81%	6.16%		3.76%	5.20%	5.89%	6.53%		5.64%	1.26%	7.42%		7.19%
Nov 2022	4.41%	0.71%	5.11%	0.71%	5.82%		4.19%	3.53%	5.03%	6.25%		5.21%	4.03%	6.90%		6.76%
Oct 2022	4.54%	0.92%	5.45%	0.70%	6.15%		3.66%	3.92%	5.32%	6.71%		5.41%	5.29%	7.38%		7.28%
Sep 2022	4.07%	0.69%	4.76%	0.74%	5.50%		3.49%	4.80%	4.68%	6.11%		5.06%	2.46%	6.55%		6.34%
Aug 2022	3.91%	0.70%	4.61%	1.00%	5.61%		3.48%	5.52%	5.42%	5.80%		5.12%	0.81%	6.59%		6.33%
Jul 2022	4.53%	0.56%	5.08%	2.16%	7.24%		5.54%	6.89%	7.04%	7.70%		7.00%	3.72%	7.79%		7.61%
Jun 2022	3.47%	0.95%	4.42%	1.36%	5.78%		3.32%	6.14%	4.63%	5.64%		4.80%	2.44%	7.91%		7.63%
May 2022	3.29%	0.98%	4.26%	1.39%	5.66%		4.09%	6.80%	4.79%	6.54%		5.45%	2.41%	6.15%		5.96%
Apr 2022	3.68%	1.19%	4.87%	4.63%	9.50%		7.15%	11.03%	8.15%	10.68%		9.06%	1.10%	10.66%		10.23%
Mar 2022	4.07%	1.34%	5.41%	3.82%	9.22%		7.44%	9.83%	7.05%	8.99%		8.08%	8.75%	11.34%		11.21%
Feb 2022	3.51%	1.15%	4.66%	3.09%	7.75%		5.78%	6.59%	6.97%	9.04%		7.34%	3.96%	8.63%		8.40%
Jan 2022	3.84%	1.19%	5.03%	5.31%	10.34%		7.10%	9.31%	9.26%	10.43%		9.23%	2.07%	12.44%		11.96%
2022	3.98%	0.94%	4.92%	2.13%	7.05%		4.89%	6.45%	6.19%	7.48%		6.42%	3.28%	8.33%		8.09%
Dec 2021	4.00%	0.96%	4.95%	2.58%	7.53%		3.89%	9.12%	6.08%	7.79%		6.50%	0.96%	10.40%		9.88%
Nov 2021	4.27%	0.99%	5.26%	2.39%	7.65%		4.41%	9.23%	5.43%	7.55%		6.25%	4.24%	10.45%		10.13%
Oct 2021	4.59%	0.74%	5.33%	1.13%	6.45%		3.62%	5.63%	4.84%	7.10%		5.47%	3.25%	8.41%		8.17%
Sep 2021	3.98%	0.65%	4.63%	0.92%	5.55%		3.14%	5.75%	4.21%	6.73%		4.98%	2.23%	7.05%		6.80%
Aug 2021	4.10%	0.53%	4.64%	0.64%	5.28%		2.56%	6.30%	4.14%	6.83%		4.99%	1.44%	6.01%		5.81%
Jul 2021	3.68%	0.43%	4.11%	0.63%	4.74%		2.53%	5.08%	3.52%	6.35%		4.52%	1.16%	5.39%		5.19%
Jun 2021	3.80%	0.64%	4.44%	0.63%	5.07%		2.96%	3.26%	4.05%	6.57%		4.72%	0.93%	5.93%		5.66%
May 2021	3.54%	0.65%	4.19%	0.72%	4.91%		2.12%	6.91%	2.88%	6.31%		4.25%	3.21%	5.46%		5.35%
Apr 2021	3.14%	0.51%	3.65%	0.90%	4.55%		1.67%	2.31%	3.29%	7.06%		4.08%	1.92%	5.53%		5.34%
Mar 2021	3.15%	0.60%	3.74%	1.09%	4.84%		2.50%	2.11%	4.19%	6.07%		4.38%	1.14%	5.83%		5.59%
Feb 2021	3.56%	0.45%	4.01%	2.90%	6.91%		3.89%	4.12%	4.56%	11.22%		7.01%	0.19%	7.05%		6.73%
Jan 2021	3.62%	0.42%	4.05%	3.69%	7.73%		3.52%	6.17%	5.72%	8.67%		6.32%	4.52%	10.51%		10.24%
2021	3.81%	0.63%	4.44%	1.55%	5.99%		3.10%	5.51%	4.57%	7.41%		5.37%	2.10%	7.34%		7.08%

Year / Month	Certified absence	Self-certified absence	Non Covid-19 absence	Covid-19 absence	Total absence rate	Bros. of Charity, Southern	Cope Foundation	Cork Dental Hospital	Marymount	Marymount OP	St. John of God, Kerry	Section 38 Voluntary Agencies
Mar 2024	4.46%	0.63%	5.09%	0.28%	5.37%	4.82%	6.08%	2.36%	7.84%	2.23%	4.02%	5.37%
Feb 2024	4.17%	0.90%	5.07%	0.58%	5.65%	5.06%	6.32%	2.44%	7.95%	2.12%	4.38%	5.65%
Jan 2024	4.58%	1.09%	5.67%	0.46%	6.14%	5.54%	7.16%	3.53%			4.64%	6.14%
2024	4.39%	0.87%	5.26%	0.44%	5.70%	5.15%	6.52%	2.78%	7.91%	2.16%	4.34%	5.70%
Dec 2023	4.39%	1.28%	5.67%	0.39%	6.06%	6.03%	6.94%	2.22%			3.93%	6.06%
Nov 2023	4.12%	1.37%	5.48%	0.35%	5.84%	5.01%	6.70%	3.51%			5.75%	5.84%
Oct 2023	4.18%	1.46%	5.64%	0.48%	6.12%	5.76%	7.22%	1.82%			4.46%	6.12%
Sep 2023	4.36%	1.11%	5.47%	0.81%	6.28%	6.29%	7.51%	0.93%			4.08%	6.28%
Aug 2023	4.03%	1.13%	5.16%	0.86%	6.03%	4.79%	7.42%	1.31%			5.89%	6.03%
Jul 2023	3.64%	0.86%	4.50%	0.40%	4.90%	4.45%	5.56%	2.47%			4.44%	4.90%
Jun 2023	3.35%	0.96%	4.31%	0.35%	4.65%	3.69%	5.72%	2.30%			3.33%	4.65%
May 2023	3.88%	0.79%	4.67%	0.38%	5.05%	5.25%	6.07%	1.36%			2.72%	5.05%
Apr 2023	4.23%	0.89%	5.12%	0.46%	5.58%	5.49%	6.27%	1.66%			4.73%	5.58%
Mar 2023	4.16%	0.94%	5.10%	0.43%	5.53%	5.42%	6.27%	1.33%			4.82%	5.53%
Feb 2023	3.68%	1.33%	5.00%	0.22%	5.22%	5.78%	5.84%	3.16%			2.94%	5.22%
Jan 2023	4.34%	1.45%	5.79%	0.78%	6.57%	6.46%	7.34%	2.49%			5.54%	6.57%
2023	4.04%	1.13%	5.17%	0.49%	5.66%	5.44%	6.58%	2.03%			4.32%	5.66%
Dec 2022	4.88%	1.32%	6.30%	0.89%	7.19%	8.17%	8.18%	1.26%			4.13%	7.19%
Nov 2022	5.19%	0.96%	6.15%	0.61%	6.76%	7.20%	7.41%	4.03%			4.45%	6.76%
Oct 2022	5.26%	1.41%	6.66%	0.61%	7.28%	6.75%	8.31%	5.29%			5.61%	7.28%
Sep 2022	4.50%	1.13%	5.63%	0.71%	6.34%	5.00%	7.77%	2.46%			5.94%	6.34%
Aug 2022	4.48%	1.01%	5.49%	0.84%	6.33%	4.94%	7.91%	0.81%			5.74%	6.33%
Jul 2022	5.14%	0.60%	5.74%	1.87%	7.61%	7.31%	8.15%	3.72%			7.53%	7.61%
Jun 2022	3.57%	1.89%	5.46%	2.17%	7.63%	6.12%	8.99%	2.44%			8.47%	7.63%
May 2022	3.32%	1.66%	4.98%	0.98%	5.96%	5.39%	6.72%	2.41%			5.99%	5.96%
Apr 2022	3.90%	2.12%	6.02%	4.21%	10.23%	8.82%	13.09%	1.10%			6.63%	10.23%
Mar 2022	4.03%	2.45%	6.47%	4.74%	11.21%	9.35%	13.09%	8.75%			9.94%	11.21%
Feb 2022	3.45%	2.01%	5.46%	2.93%	8.40%	8.04%	9.71%	3.96%			6.68%	8.40%
Jan 2022	4.04%	2.27%	6.30%	5.66%	11.96%	10.48%	13.12%	2.07%			15.06%	11.96%
2022	4.32%	1.57%	5.89%	2.20%	8.09%	7.32%	9.39%	3.28%			7.03%	8.09%
Dec 2021	4.70%	2.04%	6.74%	3.14%	9.88%	8.94%	12.52%	0.98%			6.43%	9.88%
Nov 2021	5.26%	1.98%	7.25%	2.88%	10.13%	8.84%	11.66%	4.24%			10.29%	10.13%
Oct 2021	5.93%	1.21%	7.14%	1.04%	8.17%	6.79%	9.67%	3.25%			8.04%	8.17%
Sep 2021	4.69%	1.23%	5.91%	0.89%	6.80%	6.01%	7.59%	2.23%			7.54%	6.80%
Aug 2021	4.50%	0.94%	5.43%	0.38%	5.81%	4.98%	7.13%	1.44%			4.24%	5.81%
Jul 2021	4.26%	0.62%	4.86%	0.31%	5.19%	4.91%	5.30%	1.16%			6.82%	5.19%
Jun 2021	4.10%	1.13%	5.23%	0.43%	5.66%	4.94%	6.66%	0.93%			5.88%	5.66%
May 2021	3.98%	0.95%	4.93%	0.42%	5.35%	4.73%	6.36%	3.21%			4.23%	5.35%
Apr 2021	3.74%	0.86%	4.60%	0.74%	5.34%	4.17%	6.38%	1.92%			6.05%	5.34%
Mar 2021	3.96%	0.89%	4.85%	0.73%	5.59%	5.32%	7.02%	1.14%			3.21%	5.59%
Feb 2021	4.49%	0.71%	5.20%	1.53%	6.73%	5.11%	9.41%	0.19%			4.52%	6.73%
Jan 2021	4.39%	0.80%	5.19%	5.05%	10.24%	9.41%	10.55%	4.52%			13.63%	10.24%
2021	4.50%	1.11%	5.62%	1.46%	7.08%	6.20%	8.33%	2.10%			6.67%	7.08%