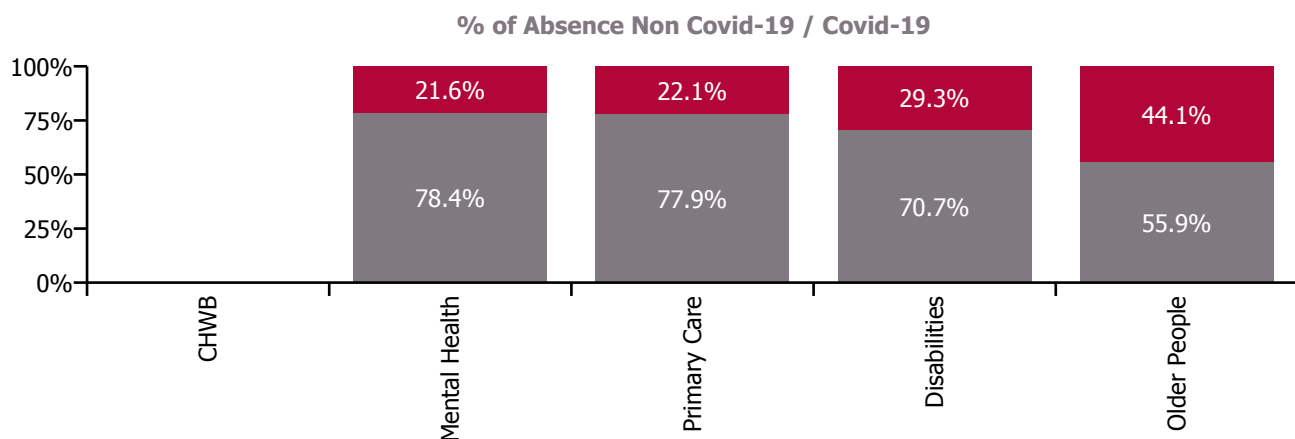
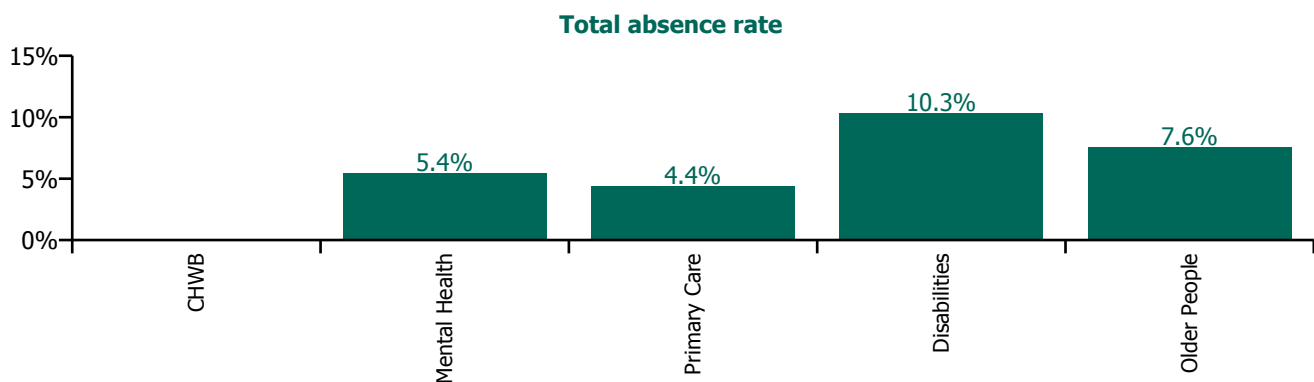


## November 2021

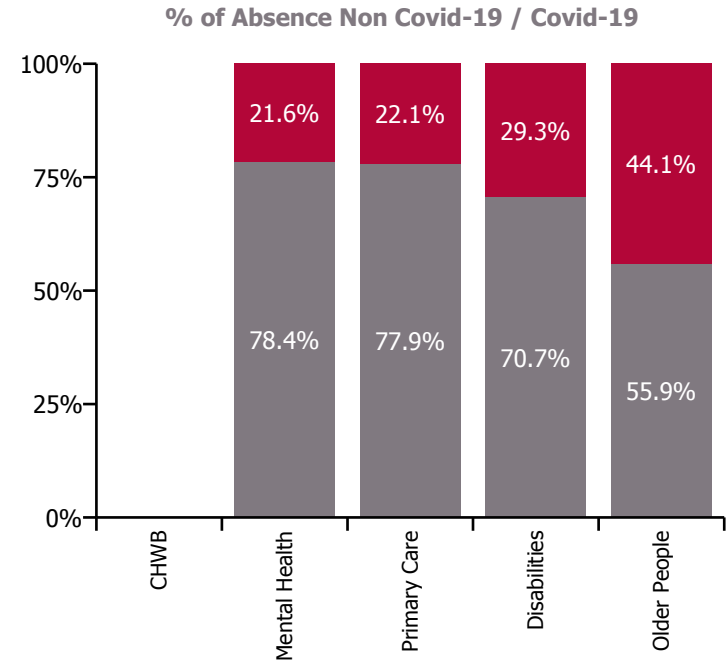
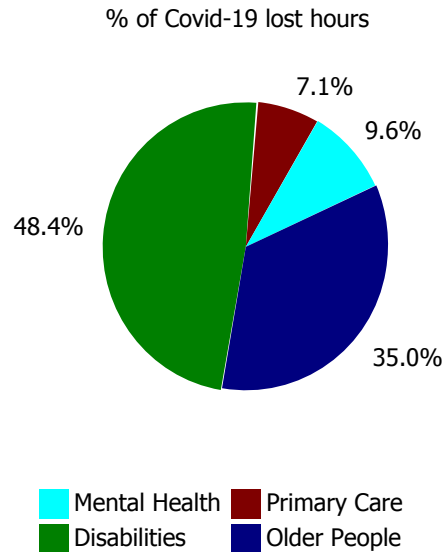
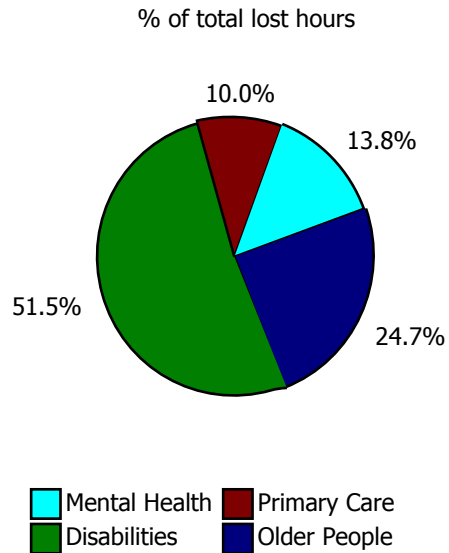
| Health Service Absence Rate - by Staff Category: Nov 2021 | Certified absence | Self-certified absence | Non Covid-19 absence | Covid-19 absence | Total absence rate | % Non Covid-19 absence | % Covid-19 absence |
|---|-------------------|------------------------|----------------------|------------------|--------------------|------------------------|--------------------|
| <b>CHO 4</b>  | <b>4.3%</b>       | <b>1.0%</b>            | <b>5.3%</b>          | <b>2.4%</b>      | <b>7.6%</b>        | <b>68.8%</b>           | <b>31.2%</b>       |
| Medical & Dental  | 2.0%              | 0.3%                   | 2.3%                 | 0.4%             | 2.8%               | 84.1%                  | 15.9%              |
| Nursing & Midwifery                                       | 3.8%              | 1.0%                   | 4.8%                 | 2.4%             | 7.2%               | 66.8%                  | 33.2%              |
| Health & Social Care Professionals                        | 4.5%              | 0.6%                   | 5.1%                 | 2.1%             | 7.2%               | 70.5%                  | 29.5%              |
| Management & Administrative                               | 2.1%              | 0.6%                   | 2.7%                 | 1.0%             | 3.7%               | 73.4%                  | 26.6%              |
| General Support   | 3.9%              | 0.6%                   | 4.5%                 | 2.3%             | 6.8%               | 65.9%                  | 34.1%              |
| Patient & Client Care                                     | 5.5%              | 1.3%                   | 6.8%                 | 3.1%             | 9.9%               | 68.9%                  | 31.1%              |

| Health Service Absence Rate - by Care Group: Nov 2021 | Certified absence | Self-certified absence | Non Covid-19 absence | Covid-19 absence | Total absence rate | % Non Covid-19 absence | % Covid-19 absence |
|---|-------------------|------------------------|----------------------|------------------|--------------------|------------------------|--------------------|
| <b>CHO 4</b>  | <b>4.3%</b>       | <b>1.0%</b>            | <b>5.3%</b>          | <b>2.4%</b>      | <b>7.6%</b>        | <b>68.8%</b>           | <b>31.2%</b>       |
| Community Health & Wellbeing                          |                   |                        |                      |                  |                    | #DIV/0                 |                    |
| Mental Health   | 3.7%              | 0.5%                   | 4.3%                 | 1.2%             | 5.4%               | 78.4%                  | 21.6%              |
| Primary Care  | 3.2%              | 0.2%                   | 3.4%                 | 1.0%             | 4.4%               | 77.9%                  | 22.1%              |
| Disabilities  | 5.3%              | 1.9%                   | 7.3%                 | 3.0%             | 10.3%              | 70.7%                  | 29.3%              |
| Older People  | 3.8%              | 0.4%                   | 4.2%                 | 3.3%             | 7.6%               | 55.9%                  | 44.1%              |



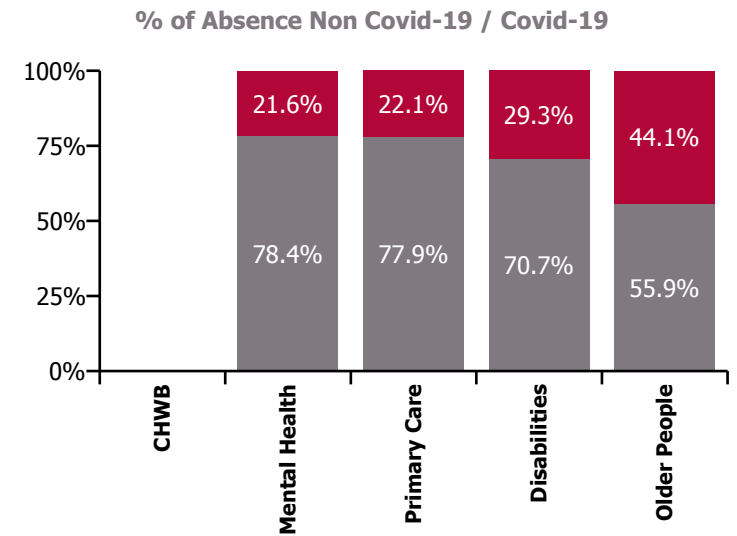
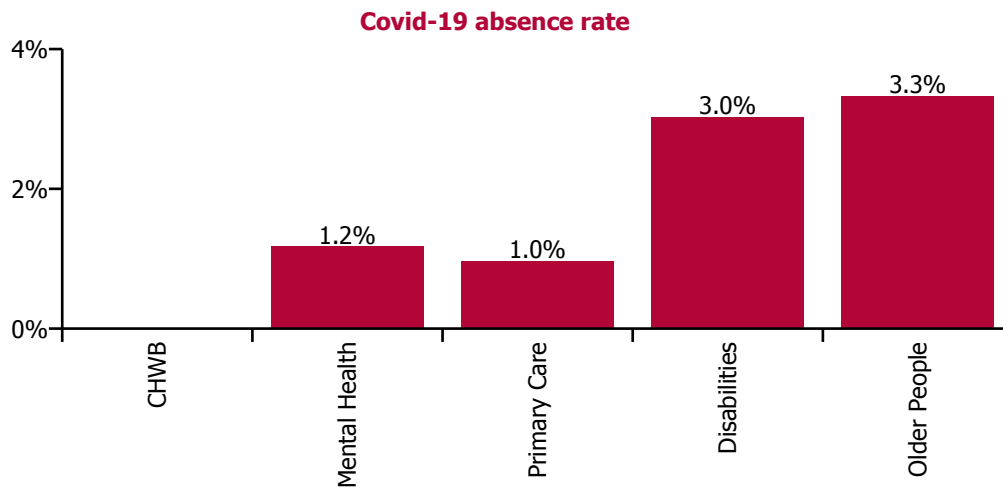
## November 2021

| Health Service Absence Rate - by Care Group: Nov 2021 | Medical & Dental | Nursing & Midwifery | Health & Social Care Professionals | Management & Administrative | General Support | Patient & Client Care | Certified absence | Self-certified absence | Non Covid-19 absence | Covid-19 absence | Total absence rate |
|---|------------------|---------------------|------------------------------------|-----------------------------|-----------------|-----------------------|-------------------|------------------------|----------------------|------------------|--------------------|
| <b>CHO 4</b>  | <b>2.8%</b>      | <b>7.2%</b>         | <b>7.2%</b>                        | <b>3.7%</b>                 | <b>6.8%</b>     | <b>9.9%</b>           | <b>4.3%</b>       | <b>1.0%</b>            | <b>5.3%</b>          | <b>2.4%</b>      | <b>7.6%</b>        |
| Community Health & Wellbeing                          |                  |                     |                                    |                             |                 |                       |                   |                        |                      |                  |                    |
| Mental Health   | 1.7%             | 6.3%                | 5.4%                               | 1.4%                        | 6.0%            | 7.1%                  | 3.7%              | 0.5%                   | 4.3%                 | 1.2%             | <b>5.4%</b>        |
| Primary Care  | 4.3%             | 3.7%                | 4.7%                               | 3.8%                        | 1.2%            | 7.6%                  | 3.2%              | 0.2%                   | 3.4%                 | 1.0%             | <b>4.4%</b>        |
| Disabilities  | 0.0%             | 13.6%               | 9.8%                               | 4.8%                        | 8.1%            | 10.4%                 | 5.3%              | 1.9%                   | 7.3%                 | 3.0%             | <b>10.3%</b>       |
| Older People  | 0.0%             | 6.2%                | 4.0%                               | 3.9%                        | 6.5%            | 9.9%                  | 3.8%              | 0.4%                   | 4.2%                 | 3.3%             | <b>7.6%</b>        |



## November 2021

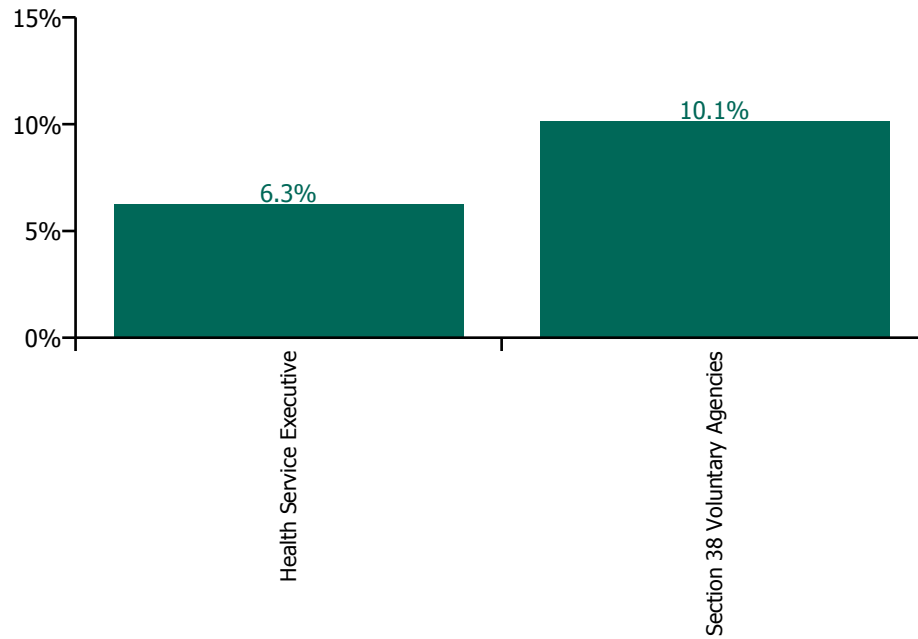
| Health Service Covid-19 Absence Rate - by Staff Category & Care Group: Nov 2021 | Medical & Dental | Nursing & Midwifery | Health & Social Care Professionals | Management & Administrative | General Support | Patient & Client Care | Covid-19 absence | Non Covid-19 absence | Total absence rate |
|---|------------------|---------------------|------------------------------------|-----------------------------|-----------------|-----------------------|------------------|----------------------|--------------------|
| <b>CHO 4</b>  | <b>0.4%</b>      | <b>2.4%</b>         | <b>2.1%</b>                        | <b>3.7%</b>                 | <b>2.3%</b>     | <b>3.1%</b>           | <b>2.4%</b>      | <b>5.3%</b>          | <b>7.6%</b>        |
| Community Health & Wellbeing  |                  |                     |                                    |                             |                 |                       |                  |                      |                    |
| Mental Health   | 0.3%             | 1.3%                | 1.2%                               | 1.4%                        | 2.2%            | 1.3%                  | 1.2%             | 4.3%                 | 5.4%               |
| Primary Care  | 0.6%             | 0.8%                | 1.4%                               | 3.8%                        | 0.0%            | 1.0%                  | 1.0%             | 3.4%                 | 4.4%               |
| Disabilities  | 0.0%             | 5.0%                | 3.0%                               | 4.8%                        | 2.5%            | 2.7%                  | 3.0%             | 7.3%                 | 10.3%              |
| Older People  | 0.0%             | 2.9%                | 1.5%                               | 3.9%                        | 2.5%            | 4.4%                  | 3.3%             | 4.2%                 | 7.6%               |



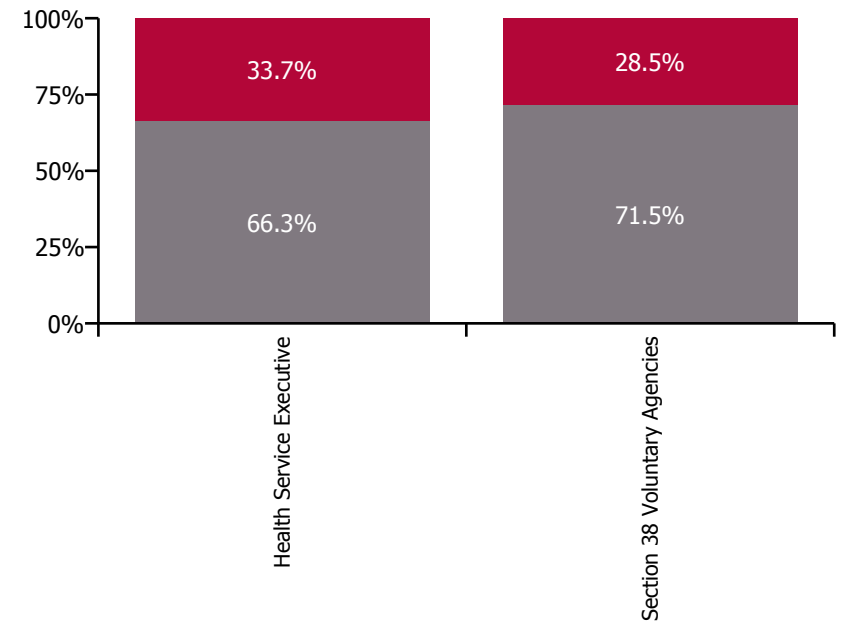
## November 2021

| Health Service Absence Rate - by Care Group: Nov 2021 | Medical & Dental | Nursing & Midwifery | Health & Social Care Professionals | Management & Administrative | General Support | Patient & Client Care | Certified absence | Self-certified absence | Non Covid-19 absence | Covid-19 absence | Total absence rate |
|---|------------------|---------------------|------------------------------------|-----------------------------|-----------------|-----------------------|-------------------|------------------------|----------------------|------------------|--------------------|
| <b>CHO 4</b>  | <b>2.8%</b>      | <b>7.2%</b>         | <b>7.2%</b>                        | <b>3.7%</b>                 | <b>6.8%</b>     | <b>9.9%</b>           | <b>4.3%</b>       | <b>1.0%</b>            | <b>5.3%</b>          | <b>2.4%</b>      | <b>7.6%</b>        |
| Health Service Executive                              | 2.9%             | 5.7%                | 5.9%                               | 3.4%                        | 6.7%            | 9.1%                  | 3.7%              | 0.4%                   | 4.1%                 | 2.1%             | 6.3%               |
| Community Health & Wellbeing                          |                  |                     |                                    |                             |                 |                       |                   |                        |                      |                  |                    |
| Mental Health   | 1.7%             | 6.3%                | 5.4%                               | 1.4%                        | 6.0%            | 7.1%                  | 3.7%              | 0.5%                   | 4.3%                 | 1.2%             | 5.4%               |
| Primary Care  | 5.0%             | 3.5%                | 4.8%                               | 4.3%                        | 0.0%            | 7.1%                  | 3.2%              | 0.2%                   | 3.4%                 | 1.0%             | 4.4%               |
| Disabilities  | 0.0%             | 10.3%               | 18.7%                              | 2.0%                        | 13.6%           | 8.1%                  | 5.2%              | 0.8%                   | 6.0%                 | 3.2%             | 9.2%               |
| Older People  | 0.0%             | 6.2%                | 4.0%                               | 3.9%                        | 6.5%            | 9.9%                  | 3.8%              | 0.4%                   | 4.2%                 | 3.3%             | 7.6%               |
| Section 38 Voluntary Agencies                         | 2.2%             | 14.0%               | 8.9%                               | 4.6%                        | 7.0%            | 10.6%                 | 5.3%              | 2.0%                   | 7.2%                 | 2.9%             | 10.1%              |

Total absence rate



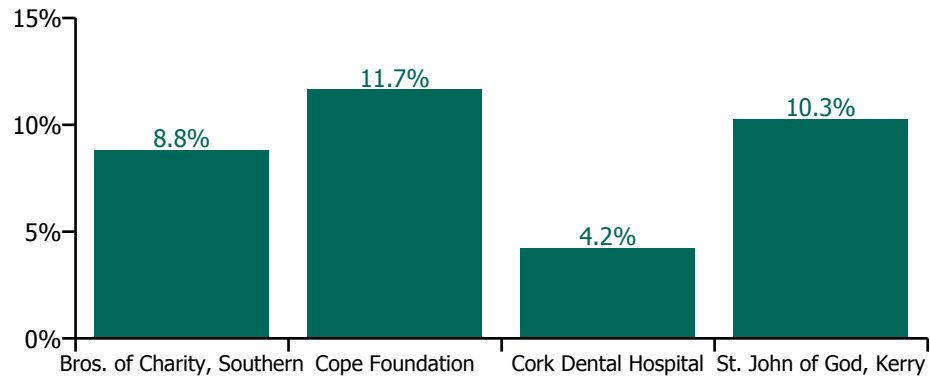
Non Covid-19 & Covid-19 Absence



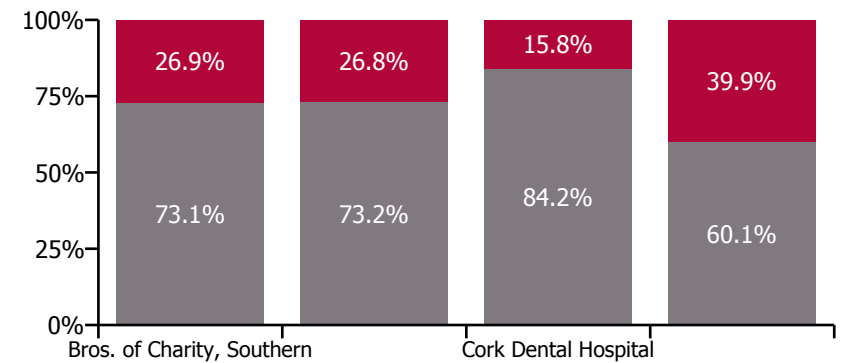
## November 2021

| Health Service Absence Rate - by Care Group: Nov 2021 | Medical & Dental | Nursing & Midwifery | Health & Social Care Professionals | Management & Administrative | General Support | Patient & Client Care | Certified absence | Self-certified absence | Non Covid-19 absence | Covid-19 absence | Total absence rate |
|---|------------------|---------------------|------------------------------------|-----------------------------|-----------------|-----------------------|-------------------|------------------------|----------------------|------------------|--------------------|
| <b>CHO 4</b>  | <b>2.2%</b>      | <b>14.0%</b>        | <b>8.9%</b>                        | <b>4.6%</b>                 | <b>7.0%</b>     | <b>10.6%</b>          | <b>5.3%</b>       | <b>2.0%</b>            | <b>7.2%</b>          | <b>2.9%</b>      | <b>10.1%</b>       |
| <b>Section 38 Voluntary Agencies</b>                  | <b>2.2%</b>      | <b>14.0%</b>        | <b>8.9%</b>                        | <b>4.6%</b>                 | <b>7.0%</b>     | <b>10.6%</b>          | <b>5.3%</b>       | <b>2.0%</b>            | <b>7.2%</b>          | <b>2.9%</b>      | <b>10.1%</b>       |
| Bros. of Charity, Southern                            |                  | 11.6%               | 8.6%                               | 2.9%                        | 1.9%            | 9.4%                  | 5.8%              | 0.7%                   | 6.5%                 | 2.4%             | 8.8%               |
| Cope Foundation                                       |                  | 14.2%               | 7.5%                               | 6.7%                        | 8.8%            | 12.2%                 | 4.9%              | 3.6%                   | 8.5%                 | 3.1%             | 11.7%              |
| Cork Dental Hospital                                  | 2.2%             | 12.6%               | 0.0%                               | 0.0%                        | 1.4%            | 9.2%                  | 3.4%              | 0.1%                   | 3.6%                 | 0.7%             | 4.2%               |
| St. John of God, Kerry                                |                  | 16.1%               | 12.9%                              | 10.6%                       | 7.1%            | 7.7%                  | 5.7%              | 0.5%                   | 6.2%                 | 4.1%             | 10.3%              |

**Total absence rate**



**Non Covid-19 & Covid-19 Absence**



## CHO 4 by Staff Category

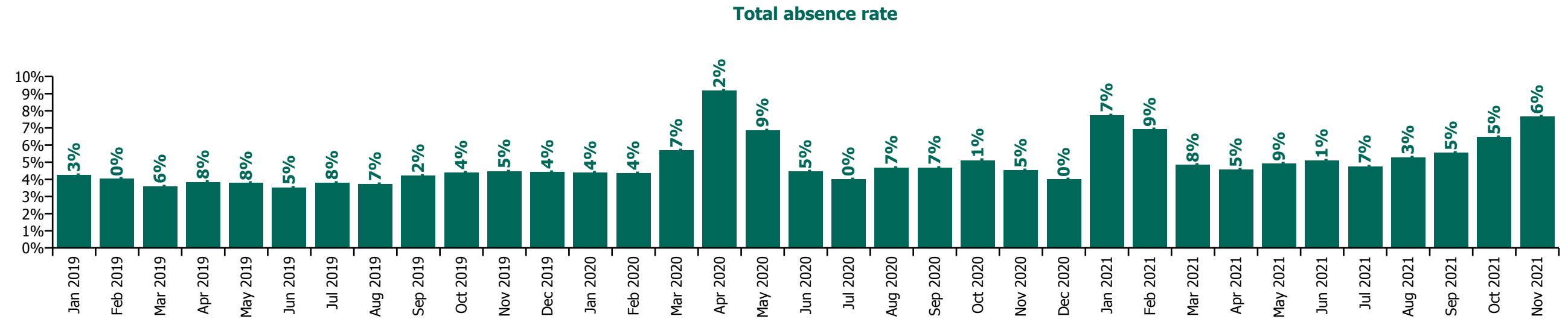
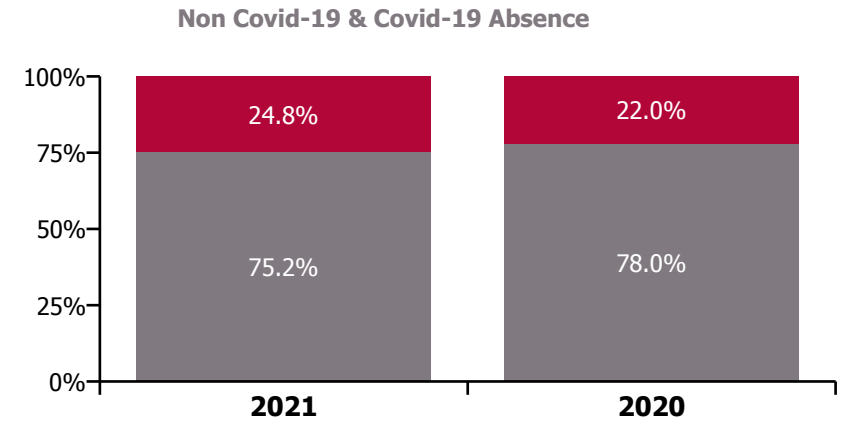
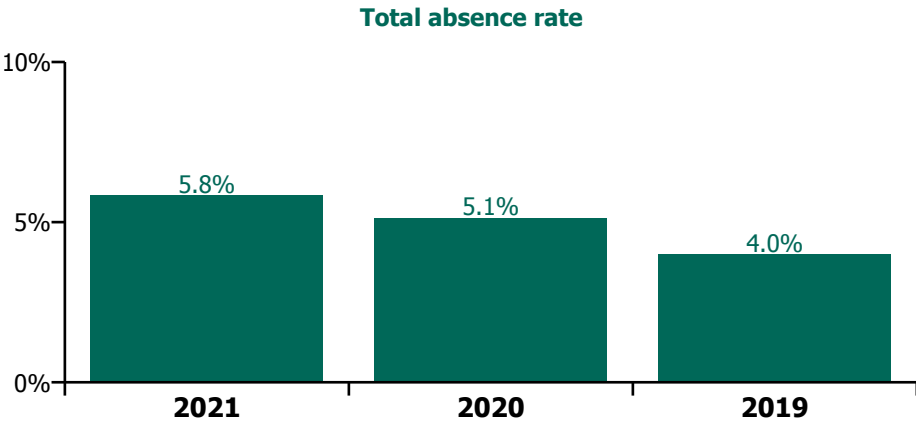
| Year/ month | Medical & Dental | Nursing & Midwifery | Health & Social Care Professionals | Management & Administrative | General Support | Patient & Client Care | Certified absence | Self-certified absence | Non Covid-19 absence | Covid-19 absence | Total absence rate |
|-------------|------------------|---------------------|------------------------------------|-----------------------------|-----------------|-----------------------|-------------------|------------------------|----------------------|------------------|--------------------|
| <b>2021</b> | <b>1.9%</b>      | <b>6.1%</b>         | <b>4.1%</b>                        | <b>2.8%</b>                 | <b>5.0%</b>     | <b>7.6%</b>           | <b>3.8%</b>       | <b>0.6%</b>            | <b>4.4%</b>          | <b>1.4%</b>      | <b>5.8%</b>        |
| Nov 2021    | 2.8%             | 7.2%                | 7.2%                               | 3.7%                        | 6.8%            | 9.9%                  | 4.3%              | 1.0%                   | 5.3%                 | 2.4%             | 7.6%               |
| Oct 2021    | 3.1%             | 6.1%                | 5.6%                               | 3.8%                        | 4.9%            | 8.3%                  | 4.6%              | 0.7%                   | 5.3%                 | 1.1%             | 6.5%               |
| Sep 2021    | 1.7%             | 5.9%                | 3.8%                               | 2.9%                        | 4.0%            | 7.3%                  | 4.0%              | 0.6%                   | 4.6%                 | 0.9%             | 5.5%               |
| Aug 2021    | 1.3%             | 5.4%                | 2.7%                               | 2.6%                        | 3.5%            | 7.5%                  | 4.1%              | 0.5%                   | 4.6%                 | 0.6%             | 5.3%               |
| Jul 2021    | 1.5%             | 4.4%                | 3.0%                               | 2.5%                        | 4.9%            | 6.7%                  | 3.7%              | 0.4%                   | 4.1%                 | 0.6%             | 4.7%               |
| Jun 2021    | 1.5%             | 4.9%                | 3.3%                               | 2.9%                        | 5.5%            | 6.7%                  | 3.8%              | 0.6%                   | 4.4%                 | 0.6%             | 5.1%               |
| May 2021    | 1.7%             | 4.5%                | 3.2%                               | 2.5%                        | 5.6%            | 6.4%                  | 3.5%              | 0.6%                   | 4.2%                 | 0.7%             | 4.9%               |
| Apr 2021    | 1.0%             | 4.9%                | 2.8%                               | 1.9%                        | 4.3%            | 6.1%                  | 3.1%              | 0.5%                   | 3.7%                 | 0.9%             | 4.5%               |
| Mar 2021    | 2.2%             | 5.4%                | 4.0%                               | 1.8%                        | 4.6%            | 5.8%                  | 3.1%              | 0.6%                   | 3.7%                 | 1.1%             | 4.8%               |
| Feb 2021    | 2.2%             | 8.1%                | 4.2%                               | 2.9%                        | 5.5%            | 8.8%                  | 3.6%              | 0.4%                   | 4.0%                 | 2.9%             | 6.9%               |
| Jan 2021    | 2.5%             | 8.9%                | 5.1%                               | 3.6%                        | 5.9%            | 9.6%                  | 3.6%              | 0.4%                   | 4.0%                 | 3.7%             | 7.7%               |
| <b>2020</b> | <b>2.6%</b>      | <b>5.3%</b>         | <b>3.4%</b>                        | <b>2.8%</b>                 | <b>6.1%</b>     | <b>6.5%</b>           | <b>3.6%</b>       | <b>0.4%</b>            | <b>4.0%</b>          | <b>1.1%</b>      | <b>5.1%</b>        |
| Dec 2020    | 2.6%             | 3.6%                | 3.2%                               | 2.2%                        | 3.3%            | 5.5%                  | 2.1%              | 0.3%                   | 2.4%                 | 1.6%             | 4.0%               |
| Nov 2020    | 3.3%             | 5.1%                | 2.6%                               | 2.8%                        | 4.1%            | 5.4%                  | 3.4%              | 0.4%                   | 3.9%                 | 0.6%             | 4.5%               |
| Oct 2020    | 2.6%             | 5.4%                | 2.6%                               | 2.8%                        | 5.9%            | 6.7%                  | 3.4%              | 0.5%                   | 3.8%                 | 1.3%             | 5.1%               |
| Sep 2020    | 1.3%             | 4.5%                | 3.5%                               | 2.8%                        | 5.9%            | 5.8%                  | 3.4%              | 0.5%                   | 3.9%                 | 0.7%             | 4.7%               |
| Aug 2020    | 2.3%             | 4.4%                | 3.2%                               | 2.2%                        | 4.8%            | 6.3%                  | 3.7%              | 0.4%                   | 4.1%                 | 0.6%             | 4.7%               |
| Jul 2020    | 1.8%             | 4.3%                | 2.6%                               | 1.9%                        | 3.5%            | 5.1%                  | 3.5%              | 0.3%                   | 3.8%                 | 0.2%             | 4.0%               |
| Jun 2020    | 1.4%             | 5.0%                | 2.4%                               | 2.4%                        | 5.7%            | 5.4%                  | 3.5%              | 0.3%                   | 3.8%                 | 0.6%             | 4.5%               |
| May 2020    | 1.9%             | 8.2%                | 3.9%                               | 2.6%                        | 8.1%            | 8.4%                  | 3.9%              | 0.3%                   | 4.2%                 | 2.7%             | 6.9%               |
| Apr 2020    | 4.7%             | 10.6%               | 5.0%                               | 4.4%                        | 12.0%           | 11.1%                 | 4.2%              | 0.4%                   | 4.5%                 | 4.6%             | 9.2%               |
| Mar 2020    | 3.0%             | 5.4%                | 4.2%                               | 3.4%                        | 7.6%            | 7.2%                  | 4.3%              | 0.5%                   | 4.8%                 | 0.9%             | 5.7%               |
| Feb 2020    | 3.1%             | 4.6%                | 3.0%                               | 2.9%                        | 5.5%            | 5.1%                  | 3.8%              | 0.5%                   | 4.4%                 |                  | 4.4%               |
| Jan 2020    | 2.0%             | 4.3%                | 3.5%                               | 3.0%                        | 5.3%            | 5.3%                  | 3.8%              | 0.6%                   | 4.4%                 |                  | 4.4%               |
| <b>2019</b> | <b>1.6%</b>      | <b>4.2%</b>         | <b>3.1%</b>                        | <b>2.8%</b>                 | <b>4.2%</b>     | <b>4.8%</b>           | <b>3.5%</b>       | <b>0.5%</b>            | <b>4.0%</b>          |                  | <b>4.0%</b>        |
| Dec 2019    | 2.8%             | 4.5%                | 3.6%                               | 2.6%                        | 5.4%            | 5.3%                  | 3.8%              | 0.6%                   | 4.4%                 |                  | 4.4%               |
| Nov 2019    | 1.5%             | 4.3%                | 3.5%                               | 3.6%                        | 4.8%            | 5.4%                  | 4.0%              | 0.5%                   | 4.5%                 |                  | 4.5%               |
| Oct 2019    | 1.3%             | 4.7%                | 3.0%                               | 3.8%                        | 3.5%            | 5.5%                  | 3.9%              | 0.5%                   | 4.4%                 |                  | 4.4%               |
| Sep 2019    | 1.2%             | 4.4%                | 3.8%                               | 3.6%                        | 3.1%            | 4.9%                  | 3.7%              | 0.5%                   | 4.2%                 |                  | 4.2%               |
| Aug 2019    | 1.2%             | 4.0%                | 3.5%                               | 2.9%                        | 2.1%            | 4.3%                  | 3.3%              | 0.4%                   | 3.7%                 |                  | 3.7%               |

|             |             |             |             |             |             |             |             |             |             |  |             |
|-------------|-------------|-------------|-------------|-------------|-------------|-------------|-------------|-------------|-------------|--|-------------|
| Jul 2019    | 1.8%        | 3.9%        | 2.8%        | 2.6%        | 2.8%        | 4.9%        | 3.5%        | 0.3%        | 3.8%        |  | 3.8%        |
| Jun 2019    | 2.6%        | 3.6%        | 2.7%        | 2.0%        | 3.4%        | 4.3%        | 3.1%        | 0.4%        | 3.5%        |  | 3.5%        |
| May 2019    | 2.1%        | 4.3%        | 2.8%        | 2.1%        | 4.1%        | 4.4%        | 3.3%        | 0.5%        | 3.8%        |  | 3.8%        |
| Apr 2019    | 1.4%        | 3.9%        | 3.3%        | 2.4%        | 5.4%        | 4.6%        | 3.5%        | 0.4%        | 3.8%        |  | 3.8%        |
| Mar 2019    | 0.8%        | 3.9%        | 2.9%        | 2.4%        | 5.7%        | 3.9%        | 3.2%        | 0.4%        | 3.6%        |  | 3.6%        |
| Feb 2019    | 1.3%        | 4.3%        | 3.0%        | 3.0%        | 4.5%        | 4.8%        | 3.5%        | 0.5%        | 4.0%        |  | 4.0%        |
| Jan 2019    | 1.5%        | 4.2%        | 3.0%        | 3.0%        | 6.0%        | 5.2%        | 3.7%        | 0.6%        | 4.3%        |  | 4.3%        |
| <b>2018</b> | <b>1.5%</b> | <b>4.2%</b> | <b>3.3%</b> | <b>3.1%</b> | <b>4.4%</b> | <b>4.8%</b> | <b>3.6%</b> | <b>0.5%</b> | <b>4.0%</b> |  | <b>4.0%</b> |

CHO 4 by Care Group

| Year/ month | CHWB | Mental Health | Primary Care | Disabilities | Older People | Health Service Executive | Primary Care | Disabilities | Section 38 Voluntary Agencies | Certified absence | Self-certified absence | Non Covid-19 absence | Covid-19 absence | Total absence rate |
|-------------|------|---------------|--------------|--------------|--------------|--------------------------|--------------|--------------|-------------------------------|-------------------|------------------------|----------------------|------------------|--------------------|
| 2021        |      | 4.4%          | 3.0%         | 5.0%         | 7.4%         | 5.2%                     | 2.2%         | 7.1%         | 6.8%                          | 3.8%              | 0.6%                   | 4.4%                 | 1.4%             | 5.8%               |
| Nov 2021    |      | 5.4%          | 4.4%         | 9.2%         | 7.6%         | 6.3%                     | 4.2%         | 10.4%        | 10.1%                         | 4.3%              | 1.0%                   | 5.3%                 | 2.4%             | 7.6%               |
| Oct 2021    |      | 4.8%          | 3.6%         | 5.6%         | 7.1%         | 5.5%                     | 3.2%         | 8.4%         | 8.2%                          | 4.6%              | 0.7%                   | 5.3%                 | 1.1%             | 6.5%               |
| Sep 2021    |      | 4.2%          | 3.1%         | 5.8%         | 6.7%         | 5.0%                     | 2.2%         | 7.0%         | 6.8%                          | 4.0%              | 0.6%                   | 4.6%                 | 0.9%             | 5.5%               |
| Aug 2021    |      | 4.1%          | 2.6%         | 6.3%         | 6.8%         | 5.0%                     | 1.4%         | 6.0%         | 5.8%                          | 4.1%              | 0.5%                   | 4.6%                 | 0.6%             | 5.3%               |
| Jul 2021    |      | 3.5%          | 2.5%         | 5.1%         | 6.4%         | 4.5%                     | 1.2%         | 5.4%         | 5.2%                          | 3.7%              | 0.4%                   | 4.1%                 | 0.6%             | 4.7%               |
| Jun 2021    |      | 4.1%          | 3.0%         | 3.3%         | 6.6%         | 4.7%                     | 0.9%         | 5.9%         | 5.7%                          | 3.8%              | 0.6%                   | 4.4%                 | 0.6%             | 5.1%               |
| May 2021    |      | 2.9%          | 2.1%         | 6.9%         | 6.3%         | 4.3%                     | 3.2%         | 5.5%         | 5.3%                          | 3.5%              | 0.6%                   | 4.2%                 | 0.7%             | 4.9%               |
| Apr 2021    |      | 3.3%          | 1.7%         | 2.3%         | 7.1%         | 4.1%                     | 1.9%         | 5.5%         | 5.3%                          | 3.1%              | 0.5%                   | 3.7%                 | 0.9%             | 4.5%               |
| Mar 2021    |      | 4.2%          | 2.5%         | 2.1%         | 6.1%         | 4.4%                     | 1.1%         | 5.8%         | 5.6%                          | 3.1%              | 0.6%                   | 3.7%                 | 1.1%             | 4.8%               |
| Feb 2021    |      | 4.6%          | 3.9%         | 4.1%         | 11.2%        | 7.0%                     | 0.2%         | 7.1%         | 6.7%                          | 3.6%              | 0.4%                   | 4.0%                 | 2.9%             | 6.9%               |
| Jan 2021    |      | 5.7%          | 3.5%         | 6.2%         | 8.7%         | 6.3%                     | 4.5%         | 10.5%        | 10.2%                         | 3.6%              | 0.4%                   | 4.0%                 | 3.7%             | 7.7%               |
| 2020        |      | 4.1%          | 3.1%         | 5.0%         | 5.7%         | 4.6%                     | 3.7%         | 6.4%         | 6.2%                          | 3.6%              | 0.4%                   | 4.0%                 | 1.1%             | 5.1%               |
| Dec 2020    |      | 2.9%          | 2.2%         | 3.5%         | 4.1%         | 3.3%                     | 0.9%         | 5.7%         | 5.4%                          | 2.1%              | 0.3%                   | 2.4%                 | 1.6%             | 4.0%               |
| Nov 2020    |      | 3.5%          | 3.0%         | 5.3%         | 5.4%         | 4.3%                     | 1.5%         | 5.0%         | 4.8%                          | 3.4%              | 0.4%                   | 3.9%                 | 0.6%             | 4.5%               |
| Oct 2020    |      | 4.2%          | 2.7%         | 4.7%         | 5.5%         | 4.4%                     | 2.0%         | 6.7%         | 6.5%                          | 3.4%              | 0.5%                   | 3.8%                 | 1.3%             | 5.1%               |
| Sep 2020    |      | 3.8%          | 2.5%         | 3.0%         | 5.4%         | 4.0%                     | 6.3%         | 5.5%         | 5.6%                          | 3.4%              | 0.5%                   | 3.9%                 | 0.7%             | 4.7%               |
| Aug 2020    |      | 3.4%          | 2.5%         | 3.4%         | 6.1%         | 4.3%                     | 2.8%         | 5.6%         | 5.4%                          | 3.7%              | 0.4%                   | 4.1%                 | 0.6%             | 4.7%               |
| Jul 2020    |      | 3.7%          | 2.5%         | 4.3%         | 4.7%         | 3.8%                     | 0.3%         | 4.7%         | 4.4%                          | 3.5%              | 0.3%                   | 3.8%                 | 0.2%             | 4.0%               |
| Jun 2020    |      | 3.8%          | 2.7%         | 4.8%         | 5.5%         | 4.3%                     | 2.2%         | 4.9%         | 4.8%                          | 3.5%              | 0.3%                   | 3.8%                 | 0.6%             | 4.5%               |
| May 2020    |      | 5.6%          | 3.1%         | 6.6%         | 8.8%         | 6.4%                     | 4.6%         | 7.8%         | 7.6%                          | 3.9%              | 0.3%                   | 4.2%                 | 2.7%             | 6.9%               |
| Apr 2020    |      | 6.5%          | 5.5%         | 9.0%         | 9.9%         | 7.8%                     | 5.8%         | 12.3%        | 12.0%                         | 4.2%              | 0.4%                   | 4.5%                 | 4.6%             | 9.2%               |
| Mar 2020    |      | 4.2%          | 3.3%         | 5.4%         | 5.0%         | 4.4%                     | 4.3%         | 8.4%         | 8.2%                          | 4.3%              | 0.5%                   | 4.8%                 | 0.9%             | 5.7%               |
| Feb 2020    |      | 3.9%          | 3.4%         | 5.3%         | 4.5%         | 4.1%                     | 6.6%         | 4.8%         | 4.9%                          | 3.8%              | 0.5%                   | 4.4%                 |                  | 4.4%               |
| Jan 2020    |      | 3.9%          | 3.1%         | 5.3%         | 4.4%         | 4.0%                     | 7.1%         | 5.3%         | 5.4%                          | 3.8%              | 0.6%                   | 4.4%                 |                  | 4.4%               |
| 2019        |      | 3.3%          | 2.7%         | 3.6%         | 4.3%         | 3.6%                     | 3.8%         | 5.1%         | 5.0%                          | 3.5%              | 0.5%                   | 4.0%                 |                  | 4.0%               |
| Dec 2019    |      | 3.6%          | 3.7%         | 4.0%         | 4.4%         | 3.9%                     | 4.9%         | 5.5%         | 5.5%                          | 3.8%              | 0.6%                   | 4.4%                 |                  | 4.4%               |
| Nov 2019    |      | 3.8%          | 3.3%         | 3.3%         | 4.3%         | 3.9%                     | 6.1%         | 5.6%         | 5.7%                          | 4.0%              | 0.5%                   | 4.5%                 |                  | 4.5%               |
| Oct 2019    |      | 3.3%          | 2.9%         | 4.7%         | 4.6%         | 3.9%                     | 5.7%         | 5.8%         | 5.8%                          | 3.9%              | 0.5%                   | 4.4%                 |                  | 4.4%               |
| Sep 2019    |      | 3.9%          | 2.8%         | 4.3%         | 3.9%         | 3.7%                     | 3.0%         | 5.4%         | 5.3%                          | 3.7%              | 0.5%                   | 4.2%                 |                  | 4.2%               |
| Aug 2019    |      | 3.3%          | 2.4%         | 3.6%         | 3.9%         | 3.4%                     | 3.3%         | 4.8%         | 4.7%                          | 3.3%              | 0.4%                   | 3.7%                 |                  | 3.7%               |
| Jul 2019    |      | 3.2%          | 2.3%         | 5.2%         | 4.1%         | 3.4%                     | 1.8%         | 4.7%         | 4.5%                          | 3.5%              | 0.3%                   | 3.8%                 |                  | 3.8%               |
| Jun 2019    |      | 2.9%          | 2.6%         | 2.5%         | 3.5%         | 3.0%                     | 1.5%         | 4.7%         | 4.5%                          | 3.1%              | 0.4%                   | 3.5%                 |                  | 3.5%               |
| May 2019    |      | 3.1%          | 2.5%         | 2.3%         | 4.3%         | 3.4%                     | 1.2%         | 4.9%         | 4.7%                          | 3.3%              | 0.5%                   | 3.8%                 |                  | 3.8%               |
| Apr 2019    |      | 2.8%          | 2.5%         | 2.8%         | 4.5%         | 3.4%                     | 4.9%         | 5.0%         | 5.0%                          | 3.5%              | 0.4%                   | 3.8%                 |                  | 3.8%               |
| Mar 2019    |      | 2.8%          | 2.5%         | 2.3%         | 4.1%         | 3.2%                     | 3.4%         | 4.5%         | 4.5%                          | 3.2%              | 0.4%                   | 3.6%                 |                  | 3.6%               |
| Feb 2019    |      | 3.2%          | 2.9%         | 2.9%         | 4.8%         | 3.7%                     | 3.7%         | 4.7%         | 4.6%                          | 3.5%              | 0.5%                   | 4.0%                 |                  | 4.0%               |
| Jan 2019    |      | 3.2%          | 2.7%         | 4.1%         | 4.9%         | 3.8%                     | 5.4%         | 5.6%         | 5.5%                          | 3.7%              | 0.6%                   | 4.3%                 |                  | 4.3%               |





CHO 4 Section 38's

| Year/ month | Bros. of Charity, Southern | Cope Foundation | Cork Dental Hospital | St. John of God, Kerry | Section 38 Voluntary Agencies | Certified absence | Self-certified absence | Non Covid-19 absence | Covid-19 absence | Total absence rate |
|-------------|----------------------------|-----------------|----------------------|------------------------|-------------------------------|-------------------|------------------------|----------------------|------------------|--------------------|
| 2021        | 6.0%                       | 8.0%            | 2.2%                 | 6.7%                   | 6.8%                          | 4.5%              | 1.0%                   | 5.5%                 | 1.3%             | 6.8%               |
| Nov 2021    | 8.8%                       | 11.7%           | 4.2%                 | 10.3%                  | 10.1%                         | 5.3%              | 2.0%                   | 7.2%                 | 2.9%             | 10.1%              |
| Oct 2021    | 6.8%                       | 9.7%            | 3.2%                 | 8.0%                   | 8.2%                          | 5.9%              | 1.2%                   | 7.1%                 | 1.0%             | 8.2%               |
| Sep 2021    | 6.0%                       | 7.6%            | 2.2%                 | 7.5%                   | 6.8%                          | 4.7%              | 1.2%                   | 5.9%                 | 0.9%             | 6.8%               |
| Aug 2021    | 5.0%                       | 7.1%            | 1.4%                 | 4.2%                   | 5.8%                          | 4.5%              | 0.9%                   | 5.4%                 | 0.4%             | 5.8%               |
| Jul 2021    | 4.9%                       | 5.3%            | 1.2%                 | 6.8%                   | 5.2%                          | 4.3%              | 0.6%                   | 4.9%                 | 0.3%             | 5.2%               |
| Jun 2021    | 4.9%                       | 6.7%            | 0.9%                 | 5.9%                   | 5.7%                          | 4.1%              | 1.1%                   | 5.2%                 | 0.4%             | 5.7%               |
| May 2021    | 4.7%                       | 6.4%            | 3.2%                 | 4.2%                   | 5.3%                          | 4.0%              | 0.9%                   | 4.9%                 | 0.4%             | 5.3%               |
| Apr 2021    | 4.2%                       | 6.4%            | 1.9%                 | 6.0%                   | 5.3%                          | 3.7%              | 0.9%                   | 4.6%                 | 0.7%             | 5.3%               |
| Mar 2021    | 5.3%                       | 7.0%            | 1.1%                 | 3.2%                   | 5.6%                          | 4.0%              | 0.9%                   | 4.9%                 | 0.7%             | 5.6%               |
| Feb 2021    | 5.1%                       | 9.4%            | 0.2%                 | 4.5%                   | 6.7%                          | 4.5%              | 0.7%                   | 5.2%                 | 1.5%             | 6.7%               |
| Jan 2021    | 9.4%                       | 10.6%           | 4.5%                 | 13.6%                  | 10.2%                         | 4.4%              | 0.8%                   | 5.2%                 | 5.1%             | 10.2%              |
| 2020        | 6.0%                       | 7.1%            | 3.7%                 | 5.0%                   | 6.2%                          | 4.1%              | 0.7%                   | 4.7%                 | 1.5%             | 6.2%               |
| Dec 2020    | 4.0%                       | 7.2%            | 0.9%                 | 4.7%                   | 5.4%                          | 4.3%              | 0.6%                   | 4.9%                 | 0.5%             | 5.4%               |
| Nov 2020    | 4.0%                       | 5.7%            | 1.5%                 | 4.7%                   | 4.8%                          | 3.6%              | 0.7%                   | 4.3%                 | 0.5%             | 4.8%               |
| Oct 2020    | 6.9%                       | 6.9%            | 2.0%                 | 5.8%                   | 6.5%                          | 3.5%              | 0.6%                   | 4.1%                 | 2.4%             | 6.5%               |
| Sep 2020    | 4.9%                       | 6.8%            | 6.3%                 | 2.6%                   | 5.6%                          | 3.7%              | 0.7%                   | 4.4%                 | 1.1%             | 5.6%               |
| Aug 2020    | 5.3%                       | 6.5%            | 2.8%                 | 2.7%                   | 5.4%                          | 3.9%              | 0.6%                   | 4.5%                 | 0.9%             | 5.4%               |
| Jul 2020    | 5.7%                       | 4.4%            | 0.3%                 | 3.8%                   | 4.4%                          | 3.6%              | 0.5%                   | 4.2%                 | 0.3%             | 4.4%               |
| Jun 2020    | 4.7%                       | 5.5%            | 2.2%                 | 3.7%                   | 4.8%                          | 3.7%              | 0.6%                   | 4.2%                 | 0.6%             | 4.8%               |
| May 2020    | 7.8%                       | 9.1%            | 4.6%                 | 3.4%                   | 7.6%                          | 4.0%              | 0.7%                   | 4.6%                 | 3.0%             | 7.6%               |
| Apr 2020    | 10.5%                      | 13.1%           | 5.8%                 | 13.3%                  | 12.0%                         | 4.7%              | 0.8%                   | 5.5%                 | 6.4%             | 12.0%              |
| Mar 2020    | 8.4%                       | 9.4%            | 4.3%                 | 5.0%                   | 8.2%                          | 5.0%              | 0.6%                   | 5.6%                 | 2.6%             | 8.2%               |
| Feb 2020    | 4.7%                       | 4.9%            | 6.6%                 | 4.9%                   | 4.9%                          | 4.3%              | 0.6%                   | 4.9%                 |                  | 4.9%               |
| Jan 2020    | 4.8%                       | 5.7%            | 7.1%                 | 5.0%                   | 5.4%                          | 4.6%              | 0.8%                   | 5.4%                 |                  | 5.4%               |
| 2019        | 5.0%                       | 5.3%            | 3.8%                 | 4.6%                   | 5.0%                          | 4.4%              | 0.6%                   | 5.0%                 |                  | 5.0%               |
| Dec 2019    | 5.4%                       | 5.7%            | 4.9%                 | 5.2%                   | 5.5%                          | 4.7%              | 0.8%                   | 5.5%                 |                  | 5.5%               |
| Nov 2019    | 6.0%                       | 5.4%            | 6.1%                 | 5.7%                   | 5.7%                          | 5.0%              | 0.7%                   | 5.7%                 |                  | 5.7%               |
| Oct 2019    | 5.3%                       | 5.8%            | 5.7%                 | 6.9%                   | 5.8%                          | 5.1%              | 0.7%                   | 5.8%                 |                  | 5.8%               |
| Sep 2019    | 5.4%                       | 5.8%            | 3.0%                 | 4.2%                   | 5.3%                          | 4.6%              | 0.7%                   | 5.3%                 |                  | 5.3%               |
| Aug 2019    | 4.8%                       | 4.7%            | 3.3%                 | 5.5%                   | 4.7%                          | 4.1%              | 0.7%                   | 4.7%                 |                  | 4.7%               |
| Jul 2019    | 4.7%                       | 4.8%            | 1.8%                 | 4.3%                   | 4.5%                          | 4.2%              | 0.4%                   | 4.5%                 |                  | 4.5%               |
| Jun 2019    | 4.6%                       | 4.9%            | 1.5%                 | 3.9%                   | 4.5%                          | 4.0%              | 0.6%                   | 4.5%                 |                  | 4.5%               |
| May 2019    | 4.3%                       | 5.3%            | 1.2%                 | 4.5%                   | 4.7%                          | 4.1%              | 0.6%                   | 4.7%                 |                  | 4.7%               |
| Apr 2019    | 4.5%                       | 5.8%            | 4.9%                 | 2.9%                   | 5.0%                          | 4.5%              | 0.5%                   | 5.0%                 |                  | 5.0%               |
| Mar 2019    | 4.7%                       | 4.9%            | 3.4%                 | 2.8%                   | 4.5%                          | 3.9%              | 0.5%                   | 4.5%                 |                  | 4.5%               |
| Feb 2019    | 5.0%                       | 4.8%            | 3.7%                 | 3.7%                   | 4.6%                          | 4.1%              | 0.6%                   | 4.6%                 |                  | 4.6%               |
| Jan 2019    | 5.0%                       | 5.9%            | 5.4%                 | 5.4%                   | 5.5%                          | 4.8%              | 0.8%                   | 5.5%                 |                  | 5.5%               |

