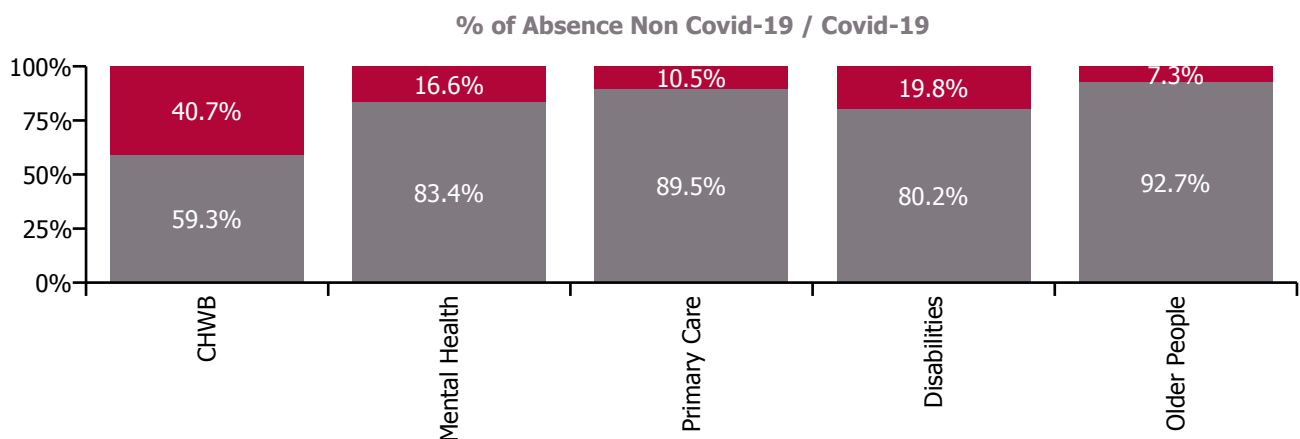
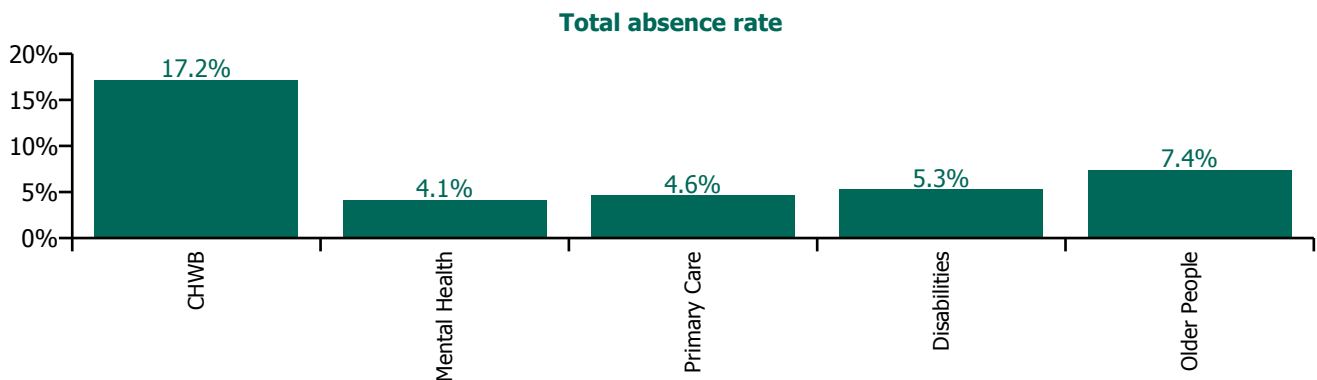


## April 2021

| Health Service Absence Rate - by Staff Category: Apr 2021 | Certified absence | Self-certified absence | Non Covid-19 absence | Covid-19 absence | Total absence rate | % Non Covid-19 absence | % Covid-19 absence |
|---|-------------------|------------------------|----------------------|------------------|--------------------|------------------------|--------------------|
| <b>CHO 5</b>  | <b>4.2%</b>       | <b>0.4%</b>            | <b>4.6%</b>          | <b>0.7%</b>      | <b>5.3%</b>        | <b>86.0%</b>           | <b>14.0%</b>       |
| Medical & Dental  | 1.3%              | 0.2%                   | 1.5%                 | 0.6%             | 2.0%               | 71.8%                  | 28.2%              |
| Nursing & Midwifery                                       | 4.3%              | 0.4%                   | 4.7%                 | 0.9%             | 5.5%               | 84.0%                  | 16.0%              |
| Health & Social Care Professionals                        | 4.0%              | 0.2%                   | 4.3%                 | 0.7%             | 4.9%               | 86.7%                  | 13.3%              |
| Management & Administrative                               | 4.6%              | 0.2%                   | 4.9%                 | 0.1%             | 5.0%               | 97.9%                  | 2.1%               |
| General Support   | 3.5%              | 0.4%                   | 3.9%                 | 0.5%             | 4.4%               | 87.9%                  | 12.1%              |
| Patient & Client Care                                     | 4.6%              | 0.6%                   | 5.1%                 | 0.9%             | 6.1%               | 84.8%                  | 15.2%              |

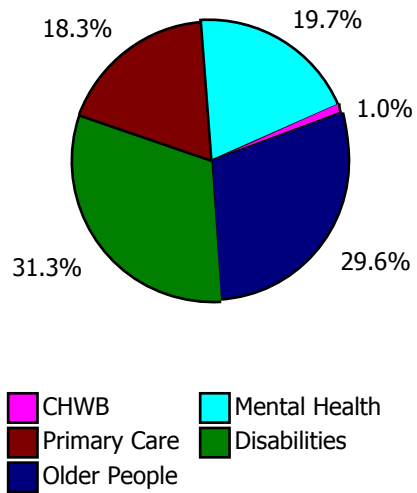
| Health Service Absence Rate - by Care Group: Apr 2021 | Certified absence | Self-certified absence | Non Covid-19 absence | Covid-19 absence | Total absence rate | % Non Covid-19 absence | % Covid-19 absence |
|---|-------------------|------------------------|----------------------|------------------|--------------------|------------------------|--------------------|
| <b>CHO 5</b>  | <b>4.2%</b>       | <b>0.4%</b>            | <b>4.6%</b>          | <b>0.7%</b>      | <b>5.3%</b>        | <b>86.0%</b>           | <b>14.0%</b>       |
| Community Health & Wellbeing                          | 10.2%             | 0.0%                   | 10.2%                | 7.0%             | 17.2%              | 59.3%                  | 40.7%              |
| Mental Health   | 3.1%              | 0.3%                   | 3.4%                 | 0.7%             | 4.1%               | 83.4%                  | 16.6%              |
| Primary Care  | 3.9%              | 0.3%                   | 4.2%                 | 0.5%             | 4.6%               | 89.5%                  | 10.5%              |
| Disabilities  | 3.9%              | 0.4%                   | 4.2%                 | 1.0%             | 5.3%               | 80.2%                  | 19.8%              |
| Older People  | 6.2%              | 0.6%                   | 6.8%                 | 0.5%             | 7.4%               | 92.7%                  | 7.3%               |



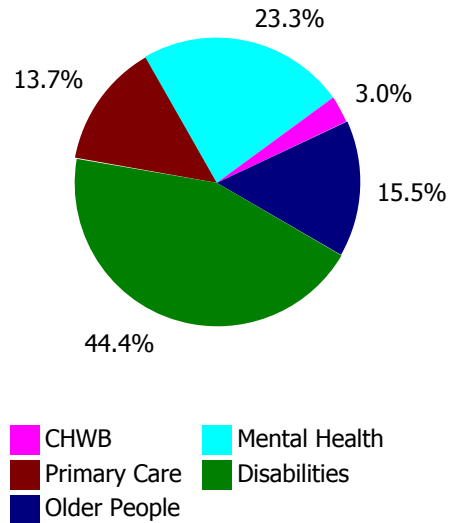
## April 2021

| Health Service Absence Rate - by Care Group: Apr 2021 | Medical & Dental | Nursing & Midwifery | Health & Social Care Professionals | Management & Administrative | General Support | Patient & Client Care | Certified absence | Self-certified absence | Non Covid-19 absence | Covid-19 absence | Total absence rate |
|---|------------------|---------------------|------------------------------------|-----------------------------|-----------------|-----------------------|-------------------|------------------------|----------------------|------------------|--------------------|
| <b>CHO 5</b>  | <b>2.0%</b>      | <b>5.5%</b>         | <b>4.9%</b>                        | <b>5.0%</b>                 | <b>4.4%</b>     | <b>6.1%</b>           | <b>4.2%</b>       | <b>0.4%</b>            | <b>4.6%</b>          | <b>0.7%</b>      | <b>5.3%</b>        |
| Community Health & Wellbeing                          |                  |                     | 51.3%                              | 0.0%                        |                 | 22.9%                 | 10.2%             | 0.0%                   | 10.2%                | 7.0%             | 17.2%              |
| Mental Health   | 0.1%             | 4.7%                | 1.5%                               | 4.6%                        | 3.5%            | 7.9%                  | 3.1%              | 0.3%                   | 3.4%                 | 0.7%             | 4.1%               |
| Primary Care  | 3.8%             | 5.8%                | 4.1%                               | 4.4%                        | 4.5%            | 4.0%                  | 3.9%              | 0.3%                   | 4.2%                 | 0.5%             | 4.6%               |
| Disabilities  | 0.0%             | 5.0%                | 6.9%                               | 4.5%                        | 0.2%            | 5.1%                  | 3.9%              | 0.4%                   | 4.2%                 | 1.0%             | 5.3%               |
| Older People  | 0.0%             | 7.2%                | 3.3%                               | 9.4%                        | 7.3%            | 7.9%                  | 6.2%              | 0.6%                   | 6.8%                 | 0.5%             | 7.4%               |

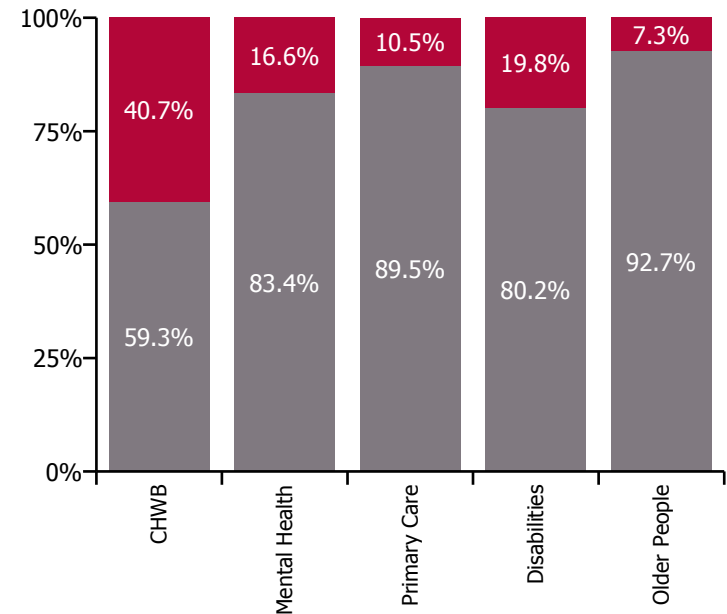
% of total lost hours



% of Covid-19 lost hours

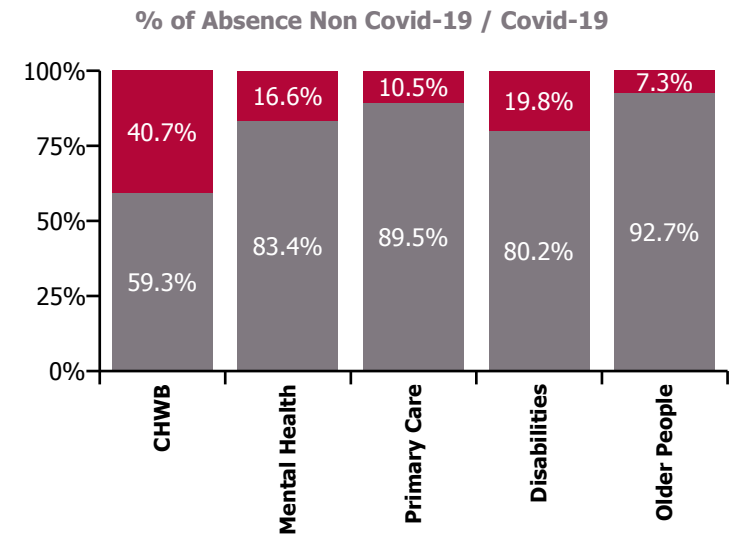
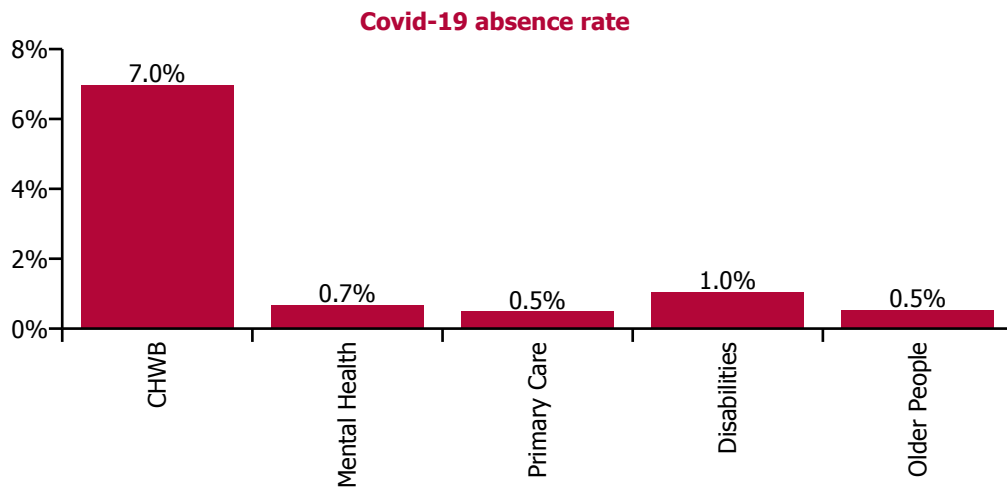


% of Absence Non Covid-19 / Covid-19



## April 2021

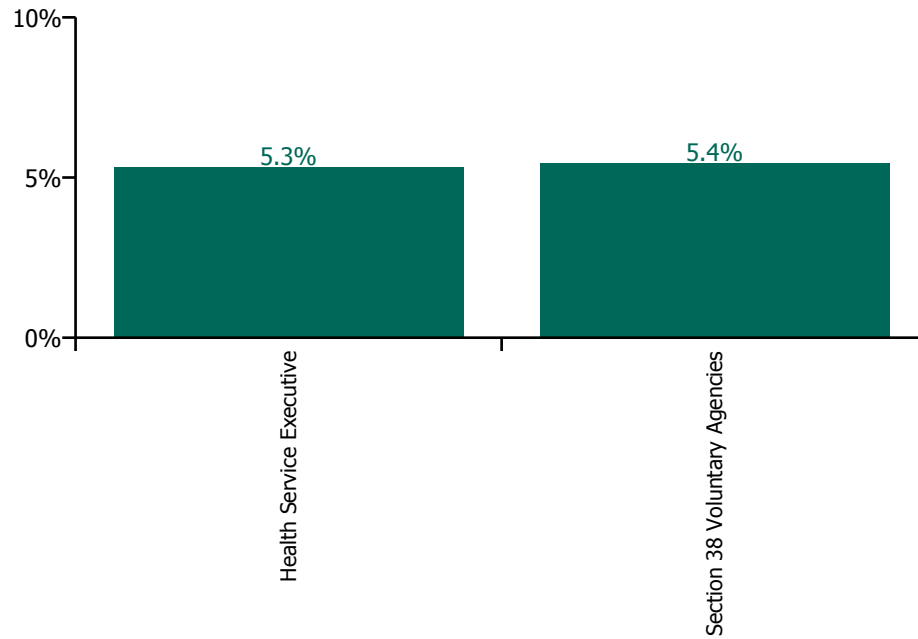
| Health Service Covid-19 Absence Rate - by Staff Category & Care Group: Apr 2021 | Medical & Dental | Nursing & Midwifery | Health & Social Care Professionals | Management & Administrative | General Support | Patient & Client Care | Covid-19 absence | Non Covid-19 absence | Total absence rate |
|---|------------------|---------------------|------------------------------------|-----------------------------|-----------------|-----------------------|------------------|----------------------|--------------------|
| <b>CHO 5</b>  | <b>0.6%</b>      | <b>0.9%</b>         | <b>0.7%</b>                        | <b>5.0%</b>                 | <b>0.5%</b>     | <b>0.9%</b>           | <b>0.7%</b>      | <b>4.6%</b>          | <b>5.3%</b>        |
| Community Health & Wellbeing  |                  |                     | 0.0%                               | 0.0%                        |                 | 15.7%                 | 7.0%             | 10.2%                | 17.2%              |
| Mental Health   | 0.0%             | 1.0%                | 0.1%                               | 4.6%                        | 0.1%            | 1.7%                  | 0.7%             | 3.4%                 | 4.1%               |
| Primary Care  | 1.1%             | 0.7%                | 0.5%                               | 4.4%                        | 0.0%            | 0.2%                  | 0.5%             | 4.2%                 | 4.6%               |
| Disabilities  | 0.0%             | 1.5%                | 1.0%                               | 4.5%                        | 0.2%            | 1.1%                  | 1.0%             | 4.2%                 | 5.3%               |
| Older People  | 0.0%             | 0.5%                | 0.3%                               | 9.4%                        | 1.8%            | 0.4%                  | 0.5%             | 6.8%                 | 7.4%               |



## April 2021

| Health Service Absence Rate - by Care Group: Apr 2021 | Medical & Dental | Nursing & Midwifery | Health & Social Care Professionals | Management & Administrative | General Support | Patient & Client Care | Certified absence | Self-certified absence | Non Covid-19 absence | Covid-19 absence | Total absence rate |
|---|------------------|---------------------|------------------------------------|-----------------------------|-----------------|-----------------------|-------------------|------------------------|----------------------|------------------|--------------------|
| <b>CHO 5</b>  | <b>2.0%</b>      | <b>5.5%</b>         | <b>4.9%</b>                        | <b>5.0%</b>                 | <b>4.4%</b>     | <b>6.1%</b>           | <b>4.2%</b>       | <b>0.4%</b>            | <b>4.6%</b>          | <b>0.7%</b>      | <b>5.3%</b>        |
| Health Service Executive                              | 2.0%             | 5.6%                | 3.6%                               | 4.8%                        | 4.6%            | 7.2%                  | 4.3%              | 0.4%                   | 4.7%                 | 0.6%             | 5.3%               |
| Community Health & Wellbeing                          |                  |                     | 51.3%                              | 0.0%                        |                 | 22.9%                 | 10.2%             | 0.0%                   | 10.2%                | 7.0%             | 17.2%              |
| Mental Health   | 0.1%             | 4.7%                | 1.5%                               | 4.6%                        | 3.5%            | 7.9%                  | 3.1%              | 0.3%                   | 3.4%                 | 0.7%             | 4.1%               |
| Primary Care  | 3.8%             | 5.8%                | 4.1%                               | 4.4%                        | 4.5%            | 4.0%                  | 3.9%              | 0.3%                   | 4.2%                 | 0.5%             | 4.6%               |
| Disabilities  | 0.0%             | 4.7%                | 3.9%                               | 2.6%                        | 0.0%            | 7.1%                  | 3.9%              | 0.5%                   | 4.4%                 | 0.5%             | 4.9%               |
| Older People  | 0.0%             | 7.2%                | 3.3%                               | 9.4%                        | 7.3%            | 7.9%                  | 6.2%              | 0.6%                   | 6.8%                 | 0.5%             | 7.4%               |
| Section 38 Voluntary Agencies                         | 0.0%             | 5.2%                | 9.0%                               | 5.8%                        | 0.2%            | 4.8%                  | 3.8%              | 0.3%                   | 4.2%                 | 1.2%             | 5.4%               |

Total absence rate



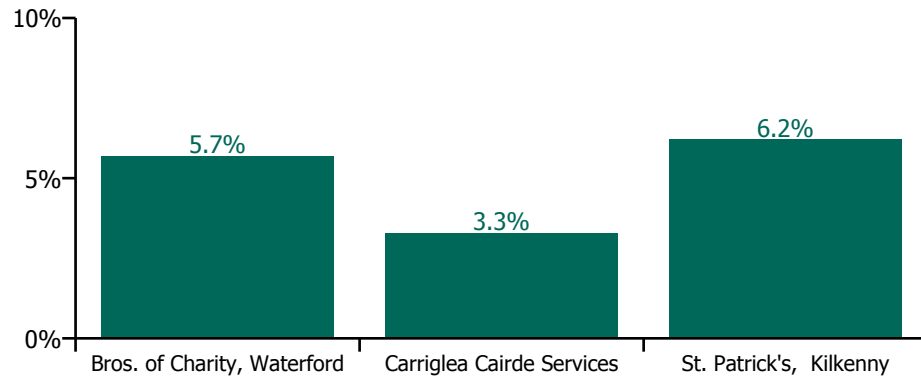
Non Covid-19 & Covid-19 Absence



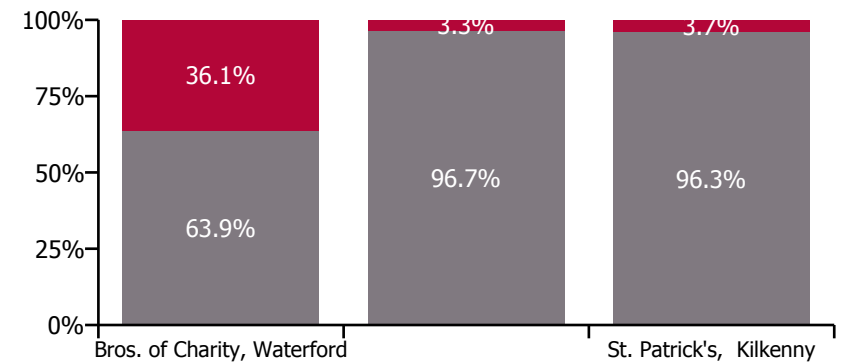
## April 2021

| Health Service Absence Rate - by Care Group: Apr 2021 | Medical & Dental | Nursing & Midwifery | Health & Social Care Professionals | Management & Administrative | General Support | Patient & Client Care | Certified absence | Self-certified absence | Non Covid-19 absence | Covid-19 absence | Total absence rate |
|---|------------------|---------------------|------------------------------------|-----------------------------|-----------------|-----------------------|-------------------|------------------------|----------------------|------------------|--------------------|
| <b>CHO 5</b>  | <b>0.0%</b>      | <b>5.2%</b>         | <b>9.0%</b>                        | <b>5.8%</b>                 | <b>0.2%</b>     | <b>4.8%</b>           | <b>3.8%</b>       | <b>0.3%</b>            | <b>4.2%</b>          | <b>1.2%</b>      | <b>5.4%</b>        |
| <b>Section 38 Voluntary Agencies</b>                  | <b>0.0%</b>      | <b>5.2%</b>         | <b>9.0%</b>                        | <b>5.8%</b>                 | <b>0.2%</b>     | <b>4.8%</b>           | <b>3.8%</b>       | <b>0.3%</b>            | <b>4.2%</b>          | <b>1.2%</b>      | <b>5.4%</b>        |
| Bros. of Charity, Waterford                           | 0.0%             | 6.0%                | 8.7%                               | 6.7%                        | 0.9%            | 5.0%                  | 3.3%              | 0.3%                   | 3.6%                 | 2.1%             | 5.7%               |
| Carriglea Cairde Services                             |                  | 1.9%                | 7.4%                               | 1.4%                        | 0.0%            | 3.1%                  | 3.0%              | 0.2%                   | 3.2%                 | 0.1%             | 3.3%               |
| St. Patrick's, Kilkenny                               |                  | 6.2%                | 11.2%                              | 6.1%                        | 0.0%            | 5.6%                  | 5.5%              | 0.5%                   | 6.0%                 | 0.2%             | 6.2%               |

**Total absence rate**



**Non Covid-19 & Covid-19 Absence**



## CHO 5 by Staff Category

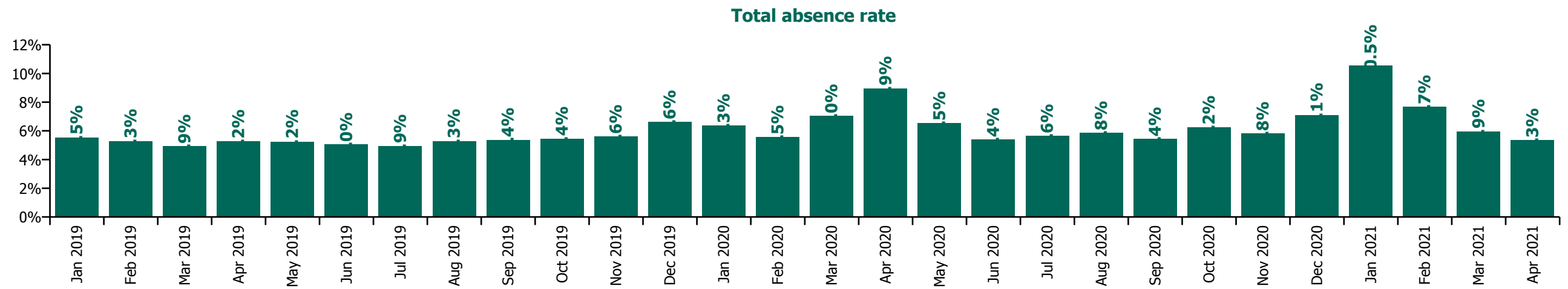
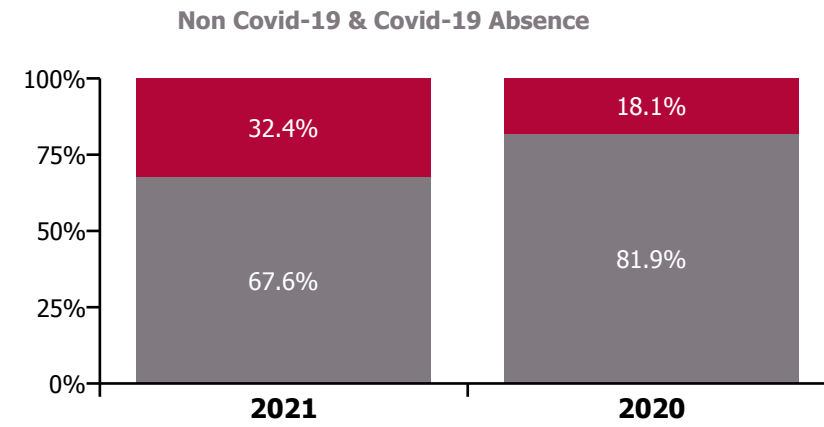
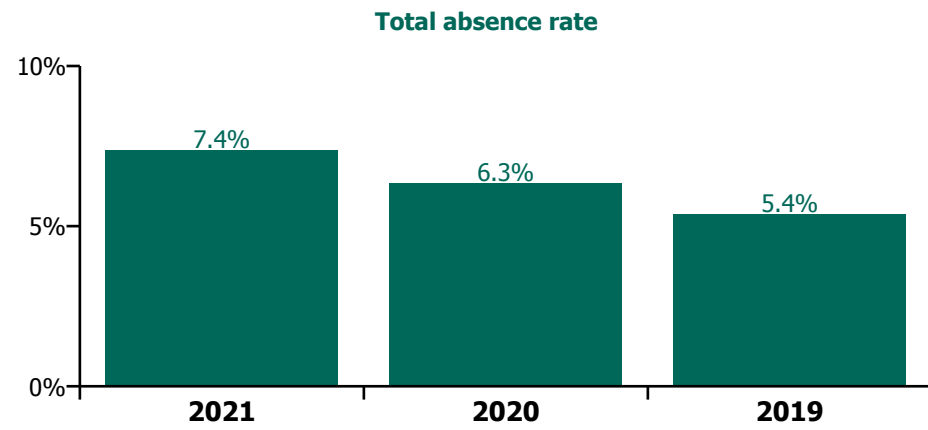
| Year/ month | Medical & Dental | Nursing & Midwifery | Health & Social Care Professionals | Management & Administrative | General Support | Patient & Client Care | Certified absence | Self-certified absence | Non Covid-19 absence | Covid-19 absence | Total absence rate |
|-------------|------------------|---------------------|------------------------------------|-----------------------------|-----------------|-----------------------|-------------------|------------------------|----------------------|------------------|--------------------|
| <b>2021</b> | <b>2.6%</b>      | <b>7.9%</b>         | <b>6.2%</b>                        | <b>5.6%</b>                 | <b>6.2%</b>     | <b>8.7%</b>           | <b>4.6%</b>       | <b>0.4%</b>            | <b>5.0%</b>          | <b>2.4%</b>      | <b>7.4%</b>        |
| Apr 2021    | 2.0%             | 5.5%                | 4.9%                               | 5.0%                        | 4.4%            | 6.1%                  | 4.2%              | 0.4%                   | 4.6%                 | 0.7%             | 5.3%               |
| Mar 2021    | 2.7%             | 5.8%                | 5.4%                               | 5.2%                        | 5.3%            | 7.1%                  | 4.5%              | 0.5%                   | 5.0%                 | 1.0%             | 5.9%               |
| Feb 2021    | 2.0%             | 8.4%                | 6.4%                               | 5.4%                        | 5.8%            | 9.3%                  | 4.7%              | 0.5%                   | 5.2%                 | 2.4%             | 7.7%               |
| Jan 2021    | 3.5%             | 11.9%               | 8.3%                               | 6.7%                        | 9.3%            | 12.3%                 | 4.9%              | 0.3%                   | 5.2%                 | 5.4%             | 10.5%              |
| <b>2020</b> | <b>3.9%</b>      | <b>6.8%</b>         | <b>5.2%</b>                        | <b>5.3%</b>                 | <b>6.9%</b>     | <b>6.8%</b>           | <b>4.8%</b>       | <b>0.4%</b>            | <b>5.2%</b>          | <b>1.1%</b>      | <b>6.3%</b>        |
| Dec 2020    | 2.6%             | 8.0%                | 5.3%                               | 6.3%                        | 6.0%            | 7.9%                  | 5.2%              | 0.4%                   | 5.7%                 | 1.4%             | 7.1%               |
| Nov 2020    | 3.9%             | 6.3%                | 4.5%                               | 5.0%                        | 6.0%            | 6.3%                  | 4.6%              | 0.4%                   | 5.0%                 | 0.8%             | 5.8%               |
| Oct 2020    | 4.9%             | 7.2%                | 4.7%                               | 4.5%                        | 5.3%            | 6.9%                  | 4.8%              | 0.4%                   | 5.1%                 | 1.1%             | 6.2%               |
| Sep 2020    | 4.8%             | 6.9%                | 4.1%                               | 4.4%                        | 5.7%            | 5.0%                  | 4.1%              | 0.3%                   | 4.4%                 | 1.0%             | 5.4%               |
| Aug 2020    | 4.9%             | 6.2%                | 4.4%                               | 5.2%                        | 5.8%            | 6.4%                  | 4.9%              | 0.3%                   | 5.2%                 | 0.6%             | 5.8%               |
| Jul 2020    | 3.0%             | 5.8%                | 4.7%                               | 5.0%                        | 6.3%            | 6.3%                  | 4.6%              | 0.5%                   | 5.1%                 | 0.6%             | 5.6%               |
| Jun 2020    | 2.4%             | 6.4%                | 3.6%                               | 4.2%                        | 7.0%            | 5.4%                  | 4.0%              | 0.3%                   | 4.4%                 | 1.0%             | 5.4%               |
| May 2020    | 3.3%             | 7.1%                | 4.4%                               | 5.5%                        | 8.7%            | 6.9%                  | 4.2%              | 0.2%                   | 4.4%                 | 2.1%             | 6.5%               |
| Apr 2020    | 7.7%             | 8.9%                | 8.4%                               | 7.2%                        | 8.6%            | 10.1%                 | 5.1%              | 0.2%                   | 5.3%                 | 3.7%             | 8.9%               |
| Mar 2020    | 2.9%             | 7.3%                | 6.6%                               | 6.1%                        | 7.1%            | 7.7%                  | 5.3%              | 0.4%                   | 5.7%                 | 1.3%             | 7.0%               |
| Feb 2020    | 3.2%             | 4.9%                | 5.5%                               | 4.4%                        | 7.8%            | 6.3%                  | 5.0%              | 0.5%                   | 5.5%                 |                  | 5.5%               |
| Jan 2020    | 3.2%             | 6.3%                | 5.5%                               | 5.6%                        | 8.2%            | 7.0%                  | 5.7%              | 0.7%                   | 6.3%                 |                  | 6.3%               |
| <b>2019</b> | <b>2.9%</b>      | <b>5.6%</b>         | <b>5.0%</b>                        | <b>4.6%</b>                 | <b>6.0%</b>     | <b>5.6%</b>           | <b>4.8%</b>       | <b>0.5%</b>            | <b>5.4%</b>          |                  | <b>5.4%</b>        |
| Dec 2019    | 5.0%             | 6.5%                | 5.7%                               | 6.7%                        | 7.9%            | 6.9%                  | 5.8%              | 0.8%                   | 6.6%                 |                  | 6.6%               |
| Nov 2019    | 3.8%             | 6.0%                | 4.4%                               | 3.9%                        | 6.0%            | 6.3%                  | 5.0%              | 0.6%                   | 5.6%                 |                  | 5.6%               |
| Oct 2019    | 3.0%             | 6.0%                | 4.2%                               | 4.1%                        | 6.0%            | 6.0%                  | 4.9%              | 0.6%                   | 5.4%                 |                  | 5.4%               |
| Sep 2019    | 3.3%             | 5.7%                | 5.3%                               | 4.3%                        | 5.8%            | 5.5%                  | 4.9%              | 0.5%                   | 5.4%                 |                  | 5.4%               |
| Aug 2019    | 2.3%             | 5.7%                | 5.4%                               | 4.5%                        | 5.5%            | 5.4%                  | 4.8%              | 0.4%                   | 5.3%                 |                  | 5.3%               |
| Jul 2019    | 2.5%             | 4.9%                | 5.4%                               | 4.4%                        | 6.4%            | 4.8%                  | 4.5%              | 0.4%                   | 4.9%                 |                  | 4.9%               |
| Jun 2019    | 2.9%             | 4.8%                | 6.1%                               | 4.6%                        | 6.1%            | 4.9%                  | 4.6%              | 0.5%                   | 5.0%                 |                  | 5.0%               |
| May 2019    | 2.6%             | 5.5%                | 5.8%                               | 4.9%                        | 5.4%            | 5.1%                  | 4.7%              | 0.5%                   | 5.2%                 |                  | 5.2%               |
| Apr 2019    | 3.1%             | 5.4%                | 4.7%                               | 4.6%                        | 5.1%            | 5.8%                  | 4.7%              | 0.5%                   | 5.2%                 |                  | 5.2%               |
| Mar 2019    | 1.0%             | 5.3%                | 4.5%                               | 4.9%                        | 4.5%            | 5.2%                  | 4.5%              | 0.5%                   | 4.9%                 |                  | 4.9%               |
| Feb 2019    | 2.8%             | 5.8%                | 4.4%                               | 4.3%                        | 6.5%            | 5.4%                  | 4.6%              | 0.6%                   | 5.3%                 |                  | 5.3%               |
| Jan 2019    | 2.8%             | 5.5%                | 4.7%                               | 4.7%                        | 7.3%            | 6.1%                  | 4.9%              | 0.6%                   | 5.5%                 |                  | 5.5%               |

|      |      |      |      |      |      |      |      |      |      |  |      |
|------|------|------|------|------|------|------|------|------|------|--|------|
| 2018 | 2.7% | 5.7% | 4.8% | 4.9% | 5.8% | 6.1% | 4.9% | 0.6% | 5.5% |  | 5.5% |
|------|------|------|------|------|------|------|------|------|------|--|------|

CHO 5 by Care Group

| Year/ month | CHWB  | Mental Health | Primary Care | Disabilities | Older People | Health Service Executive | Disabilities | Section 38 Voluntary Agencies | Certified absence | Self-certified absence | Non Covid-19 absence | Covid-19 absence | Total absence rate |
|-------------|-------|---------------|--------------|--------------|--------------|--------------------------|--------------|-------------------------------|-------------------|------------------------|----------------------|------------------|--------------------|
| 2021        | 11.6% | 5.8%          | 5.7%         | 7.9%         | 9.9%         | 7.2%                     | 8.0%         | 8.0%                          | 4.6%              | 0.4%                   | 5.0%                 | 2.4%             | 7.4%               |
| Apr 2021    | 17.2% | 4.1%          | 4.6%         | 4.9%         | 7.4%         | 5.3%                     | 5.4%         | 5.4%                          | 4.2%              | 0.4%                   | 4.6%                 | 0.7%             | 5.3%               |
| Mar 2021    | 11.8% | 4.6%          | 5.0%         | 4.7%         | 7.6%         | 5.6%                     | 6.9%         | 6.9%                          | 4.5%              | 0.5%                   | 5.0%                 | 1.0%             | 5.9%               |
| Feb 2021    | 9.4%  | 5.3%          | 5.7%         | 7.4%         | 10.4%        | 7.0%                     | 9.5%         | 9.5%                          | 4.7%              | 0.5%                   | 5.2%                 | 2.4%             | 7.7%               |
| Jan 2021    | 8.8%  | 9.2%          | 7.6%         | 14.9%        | 14.0%        | 10.7%                    | 10.1%        | 10.1%                         | 4.9%              | 0.3%                   | 5.2%                 | 5.4%             | 10.5%              |
| 2020        | 9.2%  | 5.8%          | 5.2%         | 7.1%         | 7.5%         | 6.3%                     | 6.4%         | 6.4%                          | 4.8%              | 0.4%                   | 5.2%                 | 1.1%             | 6.3%               |
| Dec 2020    | 10.3% | 5.9%          | 5.1%         | 8.2%         | 10.4%        | 7.2%                     | 6.5%         | 6.5%                          | 5.2%              | 0.4%                   | 5.7%                 | 1.4%             | 7.1%               |
| Nov 2020    | 8.8%  | 5.5%          | 4.7%         | 6.3%         | 7.7%         | 6.0%                     | 5.3%         | 5.3%                          | 4.6%              | 0.4%                   | 5.0%                 | 0.8%             | 5.8%               |
| Oct 2020    | 8.5%  | 6.0%          | 5.4%         | 5.9%         | 7.8%         | 6.4%                     | 5.7%         | 5.7%                          | 4.8%              | 0.4%                   | 5.1%                 | 1.1%             | 6.2%               |
| Sep 2020    | 3.1%  | 5.8%          | 4.8%         | 5.1%         | 5.2%         | 5.2%                     | 5.9%         | 5.9%                          | 4.1%              | 0.3%                   | 4.4%                 | 1.0%             | 5.4%               |
| Aug 2020    |       | 5.3%          | 5.1%         | 6.7%         | 7.4%         | 6.1%                     | 5.3%         | 5.3%                          | 4.9%              | 0.3%                   | 5.2%                 | 0.6%             | 5.8%               |
| Jul 2020    |       | 4.4%          | 5.4%         | 8.2%         | 6.3%         | 5.6%                     | 5.8%         | 5.8%                          | 4.6%              | 0.5%                   | 5.1%                 | 0.6%             | 5.6%               |
| Jun 2020    |       | 5.0%          | 4.3%         | 6.4%         | 6.8%         | 5.5%                     | 5.1%         | 5.1%                          | 4.0%              | 0.3%                   | 4.4%                 | 1.0%             | 5.4%               |
| May 2020    |       | 6.6%          | 4.6%         | 5.7%         | 7.5%         | 6.3%                     | 7.3%         | 7.3%                          | 4.2%              | 0.2%                   | 4.4%                 | 2.1%             | 6.5%               |
| Apr 2020    | 17.8% | 7.7%          | 7.5%         | 9.4%         | 9.8%         | 8.5%                     | 10.4%        | 10.4%                         | 5.1%              | 0.2%                   | 5.3%                 | 3.7%             | 8.9%               |
| Mar 2020    | 17.0% | 6.0%          | 6.6%         | 7.2%         | 7.5%         | 6.8%                     | 7.8%         | 7.8%                          | 5.3%              | 0.4%                   | 5.7%                 | 1.3%             | 7.0%               |
| Feb 2020    | 10.1% | 4.8%          | 4.8%         | 7.7%         | 6.3%         | 5.5%                     | 5.6%         | 5.6%                          | 5.0%              | 0.5%                   | 5.5%                 |                  | 5.5%               |
| Jan 2020    |       | 6.2%          | 4.6%         | 8.5%         | 7.4%         | 6.3%                     | 6.4%         | 6.4%                          | 5.7%              | 0.7%                   | 6.3%                 |                  | 6.3%               |
| 2019        |       | 5.3%          | 5.1%         | 6.5%         | 5.7%         | 5.5%                     | 5.1%         | 5.1%                          | 4.8%              | 0.5%                   | 5.4%                 |                  | 5.4%               |
| Dec 2019    |       | 6.4%          | 5.9%         | 8.8%         | 6.8%         | 6.6%                     | 6.5%         | 6.5%                          | 5.8%              | 0.8%                   | 6.6%                 |                  | 6.6%               |
| Nov 2019    |       | 4.6%          | 5.1%         | 8.3%         | 6.1%         | 5.5%                     | 5.8%         | 5.8%                          | 5.0%              | 0.6%                   | 5.6%                 |                  | 5.6%               |
| Oct 2019    |       | 5.0%          | 4.4%         | 7.0%         | 6.8%         | 5.6%                     | 5.1%         | 5.1%                          | 4.9%              | 0.6%                   | 5.4%                 |                  | 5.4%               |
| Sep 2019    |       | 5.4%          | 4.8%         | 6.9%         | 5.8%         | 5.5%                     | 5.1%         | 5.1%                          | 4.9%              | 0.5%                   | 5.4%                 |                  | 5.4%               |
| Aug 2019    |       | 5.4%          | 5.4%         | 6.2%         | 5.5%         | 5.5%                     | 4.7%         | 4.7%                          | 4.8%              | 0.4%                   | 5.3%                 |                  | 5.3%               |
| Jul 2019    |       | 5.0%          | 5.3%         | 4.6%         | 4.5%         | 4.9%                     | 5.0%         | 5.0%                          | 4.5%              | 0.4%                   | 4.9%                 |                  | 4.9%               |
| Jun 2019    |       | 4.7%          | 5.7%         | 4.8%         | 5.2%         | 5.1%                     | 4.7%         | 4.7%                          | 4.6%              | 0.5%                   | 5.0%                 |                  | 5.0%               |
| May 2019    |       | 4.9%          | 5.4%         | 5.8%         | 5.5%         | 5.3%                     | 5.1%         | 5.1%                          | 4.7%              | 0.5%                   | 5.2%                 |                  | 5.2%               |
| Apr 2019    |       | 4.9%          | 4.6%         | 6.5%         | 5.8%         | 5.2%                     | 5.3%         | 5.3%                          | 4.7%              | 0.5%                   | 5.2%                 |                  | 5.2%               |
| Mar 2019    |       | 5.3%          | 4.7%         | 5.5%         | 5.1%         | 5.1%                     | 4.4%         | 4.4%                          | 4.5%              | 0.5%                   | 4.9%                 |                  | 4.9%               |
| Feb 2019    |       | 5.6%          | 5.3%         | 6.2%         | 5.4%         | 5.5%                     | 4.6%         | 4.6%                          | 4.6%              | 0.6%                   | 5.3%                 |                  | 5.3%               |
| Jan 2019    |       | 6.0%          | 5.1%         | 7.0%         | 5.9%         | 5.8%                     | 4.7%         | 4.7%                          | 4.9%              | 0.6%                   | 5.5%                 |                  | 5.5%               |





CHO 5 Section 38's

| Year/ month | Bros. of Charity,<br>Waterford | Carriglea Cairde<br>Services | St. Patrick's,<br>Kilkenny | Section 38<br>Voluntary<br>Agencies | Certified<br>absence | Self-<br>certified<br>absence | Non<br>Covid-19<br>absence | Covid-19<br>absence | Total<br>absence<br>rate |
|-------------|--------------------------------|------------------------------|----------------------------|-------------------------------------|----------------------|-------------------------------|----------------------------|---------------------|--------------------------|
| 2021        | 8.1%                           | 4.6%                         | 10.3%                      | 8.0%                                | 4.5%                 | 0.5%                          | 5.0%                       | 3.0%                | 8.0%                     |
| Apr 2021    | 5.7%                           | 3.3%                         | 6.2%                       | 5.4%                                | 3.8%                 | 0.3%                          | 4.2%                       | 1.2%                | 5.4%                     |
| Mar 2021    | 8.1%                           | 4.2%                         | 6.7%                       | 6.9%                                | 4.5%                 | 0.8%                          | 5.3%                       | 1.6%                | 6.9%                     |
| Feb 2021    | 8.6%                           | 6.0%                         | 14.8%                      | 9.5%                                | 4.9%                 | 0.5%                          | 5.4%                       | 4.1%                | 9.5%                     |
| Jan 2021    | 9.6%                           | 5.1%                         | 14.8%                      | 10.1%                               | 4.7%                 | 0.3%                          | 5.0%                       | 5.2%                | 10.1%                    |
| 2020        | 6.7%                           | 5.3%                         | 6.6%                       | 6.4%                                | 4.8%                 | 0.4%                          | 5.3%                       | 1.1%                | 6.4%                     |
| Dec 2020    | 7.4%                           | 2.4%                         | 7.6%                       | 6.5%                                | 4.5%                 | 0.5%                          | 5.0%                       | 1.6%                | 6.5%                     |
| Nov 2020    | 5.8%                           | 2.5%                         | 6.0%                       | 5.3%                                | 4.1%                 | 0.5%                          | 4.5%                       | 0.7%                | 5.3%                     |
| Oct 2020    | 5.8%                           | 2.7%                         | 7.8%                       | 5.7%                                | 4.0%                 | 0.4%                          | 4.4%                       | 1.3%                | 5.7%                     |
| Sep 2020    | 5.8%                           | 4.8%                         | 6.9%                       | 5.9%                                | 4.5%                 | 0.3%                          | 4.8%                       | 1.1%                | 5.9%                     |
| Aug 2020    | 5.1%                           | 4.6%                         | 6.3%                       | 5.3%                                | 4.7%                 | 0.3%                          | 4.9%                       | 0.3%                | 5.3%                     |
| Jul 2020    | 5.7%                           | 5.6%                         | 6.1%                       | 5.8%                                | 4.6%                 | 1.0%                          | 5.6%                       | 0.2%                | 5.8%                     |
| Jun 2020    | 5.0%                           | 4.3%                         | 5.9%                       | 5.1%                                | 4.4%                 | 0.3%                          | 4.7%                       | 0.4%                | 5.1%                     |
| May 2020    | 8.4%                           | 6.2%                         | 5.5%                       | 7.3%                                | 4.9%                 | 0.2%                          | 5.1%                       | 2.2%                | 7.3%                     |
| Apr 2020    | 11.2%                          | 11.7%                        | 7.6%                       | 10.4%                               | 6.2%                 | 0.4%                          | 6.6%                       | 3.9%                | 10.4%                    |
| Mar 2020    | 8.2%                           | 9.3%                         | 5.8%                       | 7.8%                                | 5.1%                 | 0.5%                          | 5.6%                       | 2.2%                | 7.8%                     |
| Feb 2020    | 5.7%                           | 5.0%                         | 6.1%                       | 5.6%                                | 5.2%                 | 0.5%                          | 5.6%                       |                     | 5.6%                     |
| Jan 2020    | 6.3%                           | 5.1%                         | 7.6%                       | 6.4%                                | 5.8%                 | 0.6%                          | 6.4%                       |                     | 6.4%                     |
| 2019        | 5.0%                           | 4.0%                         | 6.2%                       | 5.1%                                | 4.5%                 | 0.6%                          | 5.1%                       |                     | 5.1%                     |
| Dec 2019    | 6.8%                           | 4.2%                         | 7.8%                       | 6.5%                                | 5.5%                 | 1.1%                          | 6.5%                       |                     | 6.5%                     |
| Nov 2019    | 5.7%                           | 5.3%                         | 6.4%                       | 5.8%                                | 5.2%                 | 0.6%                          | 5.8%                       |                     | 5.8%                     |
| Oct 2019    | 5.1%                           | 4.4%                         | 5.4%                       | 5.1%                                | 4.6%                 | 0.5%                          | 5.1%                       |                     | 5.1%                     |
| Sep 2019    | 4.5%                           | 4.3%                         | 7.2%                       | 5.1%                                | 4.5%                 | 0.6%                          | 5.1%                       |                     | 5.1%                     |
| Aug 2019    | 4.3%                           | 4.0%                         | 6.7%                       | 4.7%                                | 4.4%                 | 0.4%                          | 4.7%                       |                     | 4.7%                     |
| Jul 2019    | 4.4%                           | 3.7%                         | 7.3%                       | 5.0%                                | 4.6%                 | 0.5%                          | 5.0%                       |                     | 5.0%                     |
| Jun 2019    | 4.3%                           | 3.6%                         | 6.6%                       | 4.7%                                | 4.3%                 | 0.4%                          | 4.7%                       |                     | 4.7%                     |
| May 2019    | 4.8%                           | 4.1%                         | 6.4%                       | 5.1%                                | 4.4%                 | 0.7%                          | 5.1%                       |                     | 5.1%                     |
| Apr 2019    | 5.8%                           | 3.9%                         | 5.1%                       | 5.3%                                | 4.7%                 | 0.6%                          | 5.3%                       |                     | 5.3%                     |
| Mar 2019    | 4.7%                           | 4.0%                         | 4.3%                       | 4.4%                                | 3.9%                 | 0.5%                          | 4.4%                       |                     | 4.4%                     |
| Feb 2019    | 5.0%                           | 2.3%                         | 5.3%                       | 4.6%                                | 3.8%                 | 0.8%                          | 4.6%                       |                     | 4.6%                     |
| Jan 2019    | 4.3%                           | 4.2%                         | 5.8%                       | 4.7%                                | 4.0%                 | 0.7%                          | 4.7%                       |                     | 4.7%                     |

