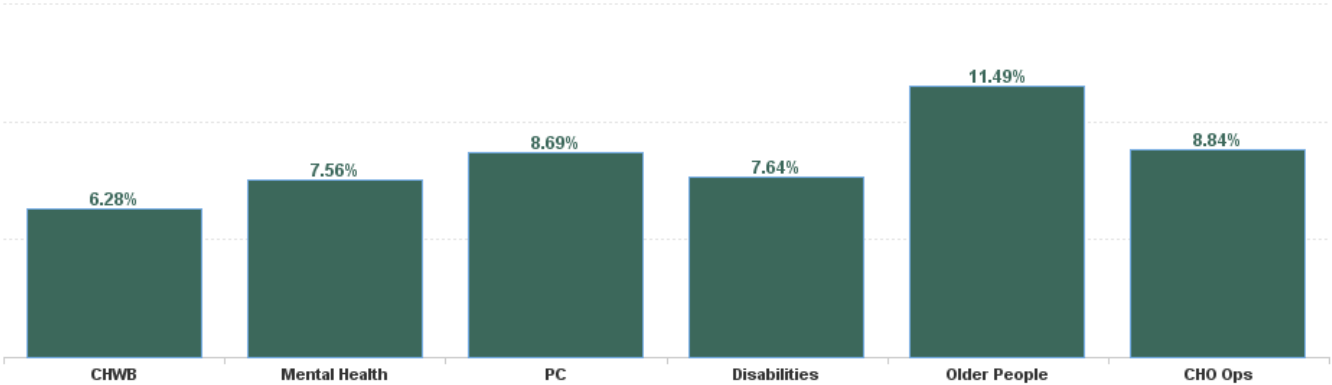


December 2024

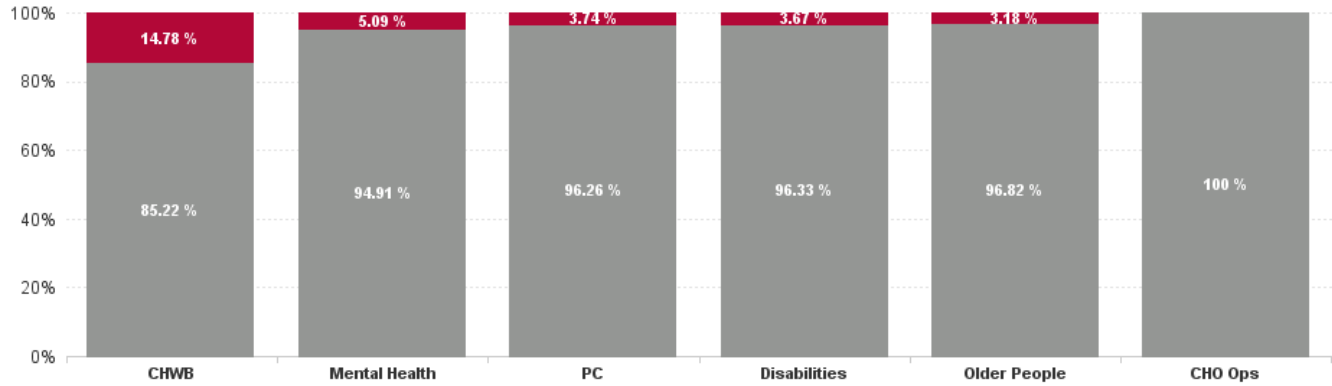
Health Service Absence Rate - by Staff Category: Dec 2024	Certified absence	Self- certified absence	Non Covid-19 absence	Covid-19 absence	Total absence rate	% Non Covid-19 absence	% Covid-19 absence
CHO 5	7.55%	0.75%	8.30%	0.33%	8.63%	96.14%	3.86%
Medical & Dental	5.97%	0.62%	6.59%	0.00%	6.59%	100.00%	0.00%
Nursing & Midwifery	7.78%	0.78%	8.56%	0.59%	9.14%	93.59%	6.41%
Health & Social Care Professionals	8.41%	0.64%	9.06%	0.49%	9.54%	94.89%	5.11%
Management & Administrative	6.51%	0.48%	6.99%	0.06%	7.06%	99.08%	0.92%
General Support	8.95%	0.65%	9.60%	0.16%	9.76%	98.35%	1.65%
Patient & Client Care	7.30%	0.89%	8.19%	0.19%	8.37%	97.78%	2.22%

Health Service Absence Rate - by Care Group: Dec 2024	Certified absence	Self- certified absence	Non Covid-19 absence	Covid-19 absence	Total absence rate	% Non Covid-19 absence	% Covid-19 absence
CHO 5	7.55%	0.75%	8.30%	0.33%	8.63%	96.14%	3.86%
Community Health & Wellbeing	4.59%	0.76%	5.35%	0.93%	6.28%	85.22%	14.78%
Primary Care	7.76%	0.60%	8.37%	0.32%	8.69%	96.26%	3.74%
Disabilities	6.57%	0.78%	7.36%	0.28%	7.64%	96.33%	3.67%
Mental Health	6.53%	0.64%	7.18%	0.38%	7.56%	94.91%	5.09%
Older People	10.17%	0.96%	11.13%	0.37%	11.49%	96.82%	3.18%
CHO Operations	8.23%	0.60%	8.84%	0.00%	8.84%	100.00%	0.00%
Community Services	7.55%	0.75%	8.30%	0.33%	8.63%	96.14%	3.86%

Total Absence Rate

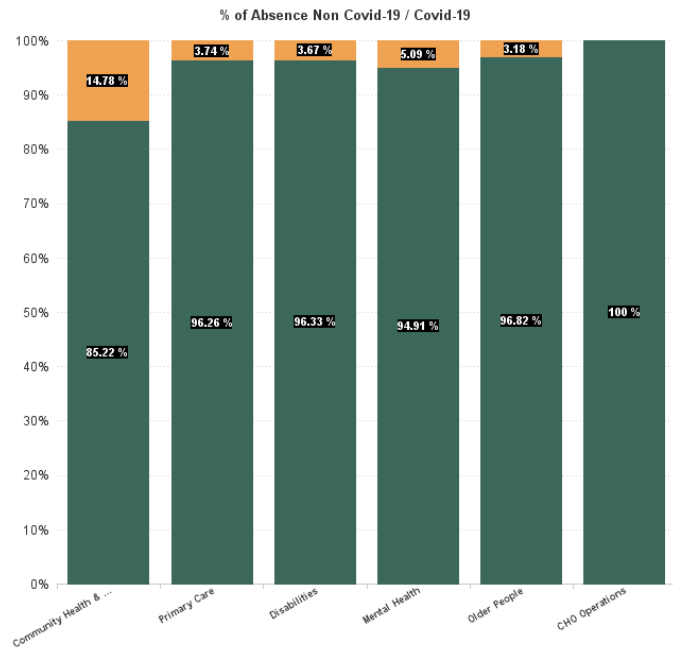
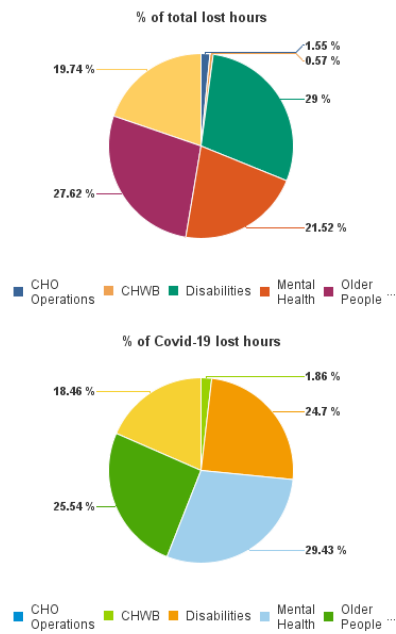


% of Absence Non Covid-19 / Covid-19



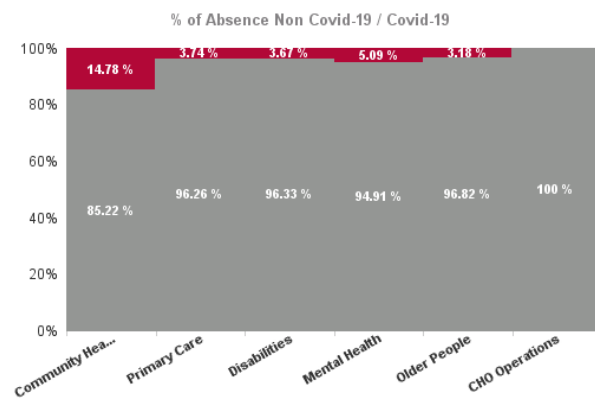
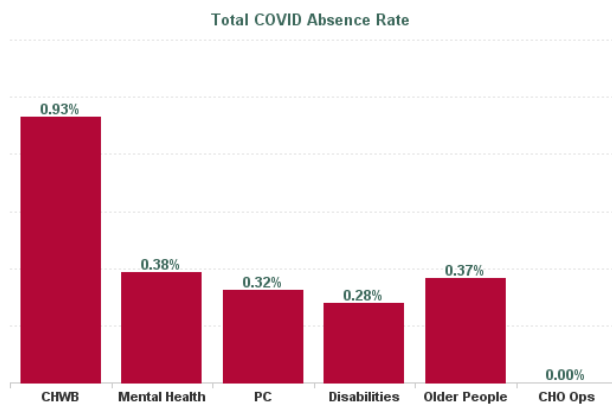
December 2024

Health Service Absence Rate - by Care Group : Dec 2024	Certified absence	Self- certified absence	Non Covid-19 absence	Covid-19 absence	Total absence rate	Medical & Dental	Nursing & Midwifery	Health & Social Care Professionals	Management & Administrative	General Support	Patient & Client Care
CHO 5	7.55%	0.75%	8.30%	0.33%	8.63%	6.59%	9.14%	9.54%	7.06%	9.76%	8.37%
Community Health & Wellbeing	4.59%	0.76%	5.35%	0.93%	6.28%		0.00%	6.65%	3.41%		10.25%
Primary Care	7.76%	0.60%	8.37%	0.32%	8.69%	7.47%	7.59%	10.58%	8.32%	6.33%	10.53%
Disabilities	6.57%	0.78%	7.36%	0.28%	7.64%	1.42%	9.26%	9.53%	6.51%	10.13%	6.85%
Mental Health	6.53%	0.64%	7.18%	0.38%	7.56%	6.77%	7.28%	7.19%	5.09%	9.24%	9.56%
Older People	10.17%	0.96%	11.13%	0.37%	11.49%	0.00%	13.41%	8.19%	6.89%	12.76%	10.96%
CHO Operations	8.23%	0.60%	8.84%	0.00%	8.84%		0.00%	14.11%	8.50%	0.00%	
Community Services	7.55%	0.75%	8.30%	0.33%	8.63%	6.59%	9.14%	9.54%	7.06%	9.76%	8.37%



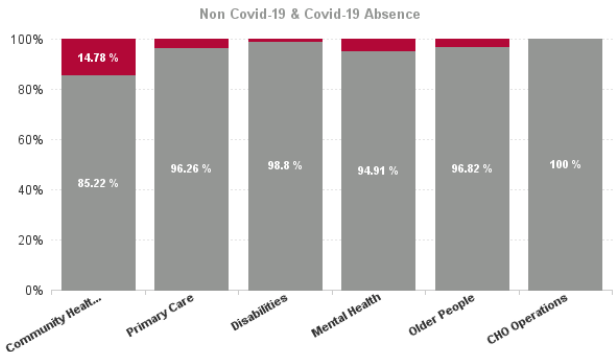
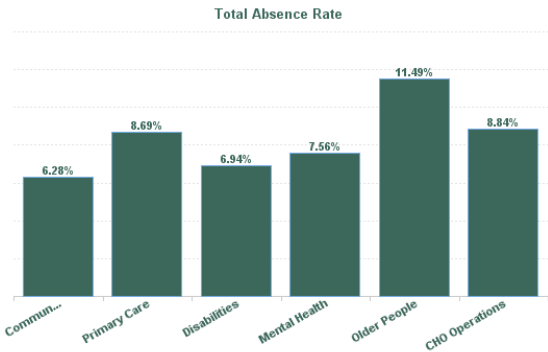
December 2024

Health Service Absence Rate - by Care Group : Dec 2024	Non Covid-19 absence	Covid-19 absence	Total absence rate	Medical & Dental	Nursing & Midwifery	Health & Social Care Professionals	Management & Administrative	General Support	Patient & Client Care
CHO 5	8.30%	0.33%	8.63%	0.00%	0.59%	0.49%	0.06%	0.16%	0.19%
Community Health & Wellbeing	5.35%	0.93%	6.28%		0.00%	0.00%	0.00%		1.99%
Primary Care	8.37%	0.32%	8.69%	0.00%	0.32%	0.26%	0.12%	0.00%	1.63%
Disabilities	7.36%	0.28%	7.64%	0.00%	0.59%	0.93%	0.00%	3.24%	0.02%
Mental Health	7.18%	0.38%	7.56%	0.00%	0.73%	0.19%	0.00%	0.00%	0.00%
Older People	11.13%	0.37%	11.49%	0.00%	0.60%	0.00%	0.20%	0.00%	0.28%
CHO Operations	8.84%	0.00%	8.84%		0.00%	0.00%	0.00%	0.00%	
Community Services	8.30%	0.33%	8.63%	0.00%	0.59%	0.49%	0.06%	0.16%	0.19%



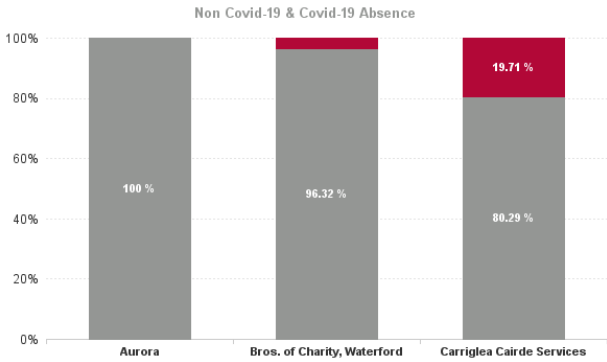
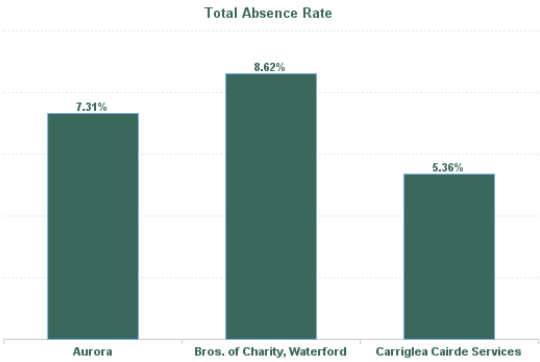
December 2024

Health Service Absence Rate - by Admin : Dec 2024	Certified absence	Self-certified absence	Non Covid-19 absence	Covid-19 absence	Total absence rate	Medical & Dental	Nursing & Midwifery	Health & Social Care Professionals	Management & Administrative	General Support	Patient & Client Care
Total	7.55%	0.75%	8.30%	0.33%	8.63%	6.59%	9.14%	9.54%	7.06%	9.76%	8.37%
Community Health & Wellbeing	4.59%	0.76%	5.35%	0.93%	6.28%		0.00%	6.65%	3.41%		10.25%
Primary Care	7.76%	0.60%	8.37%	0.32%	8.69%	7.47%	7.59%	10.58%	8.32%	6.33%	10.53%
Disabilities	6.20%	0.66%	6.86%	0.08%	6.94%	0.00%	8.81%	9.12%	6.32%		4.20%
Mental Health	6.53%	0.64%	7.18%	0.38%	7.56%	6.77%	7.28%	7.19%	5.09%	9.24%	9.56%
Older People	10.17%	0.96%	11.13%	0.37%	11.49%	0.00%	13.41%	8.19%	6.89%	12.76%	10.96%
CHO Operations	8.23%	0.60%	8.84%	0.00%	8.84%		0.00%	14.11%	8.50%	0.00%	
Health Service Executive	7.83%	0.72%	8.56%	0.33%	8.89%	6.60%	9.10%	9.48%	7.12%	9.74%	9.57%
Section 38 Voluntary Agencies	6.69%	0.82%	7.52%	0.34%	7.86%	4.50%	9.61%	9.75%	6.66%	10.13%	7.26%



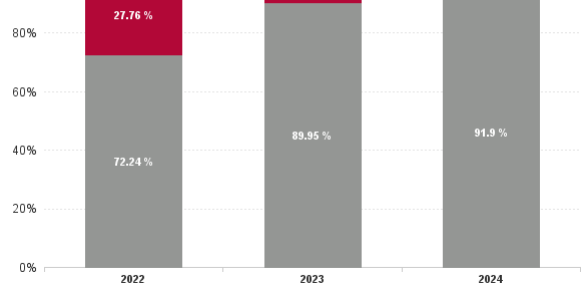
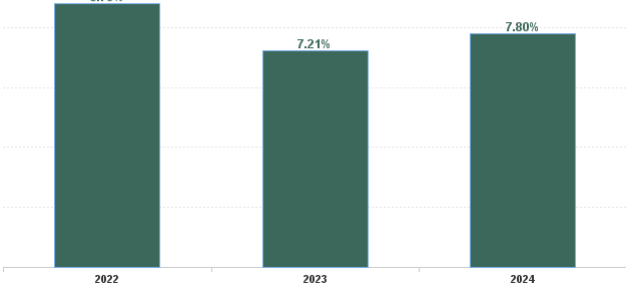
December 2024

Health Service Absence Rate - by Care Group : Dec 2024	Certified absence	Self- certified absence	Non Covid-19 absence	Covid-19 absence	Total absence rate	Medical & Dental	Nursing & Midwifery	Health & Social Care Professionals	Management & Administrative	General Support	Patient & Client Care
Total	6.69%	0.82%	7.52%	0.34%	7.86%	4.50%	9.61%	9.75%	6.66%	10.13%	7.26%
Aurora	6.54%	0.77%	7.31%	0.00%	7.31%		7.06%	1.31%	5.23%	8.15%	8.66%
Bros. of Charity, Waterford	7.36%	0.94%	8.30%	0.32%	8.62%	4.50%	8.96%	12.74%	8.94%	13.42%	7.72%
Carriglea Cairde Services	3.94%	0.36%	4.31%	1.06%	5.36%		13.85%	9.23%	0.00%	9.56%	2.00%
Section 38 Voluntary Agencies	6.69%	0.82%	7.52%	0.34%	7.86%	4.50%	9.61%	9.75%	6.66%	10.13%	7.26%



Year / Month	Certified absence	Self-certified absence	Non Covid-19 absence	Covid-19 absence	Total absence rate	Medical & Dental	Nursing & Midwifery	Health & Social Care Professionals	Management & Administrative	General Support	Patient & Client Care
Dec 2024	7.55%	0.75%	8.30%	0.33%	8.63%	6.59%	9.14%	9.54%	7.06%	9.76%	8.37%
Nov 2024	6.59%	0.66%	7.25%	0.37%	7.61%	5.12%	8.17%	6.98%	7.42%	7.63%	7.73%
Oct 2024	6.86%	0.61%	7.46%	0.48%	7.94%	4.80%	8.61%	7.59%	7.82%	6.74%	8.09%
Sep 2024	6.71%	0.57%	7.28%	0.78%	8.05%	5.08%	8.64%	8.21%	7.54%	8.29%	7.92%
Aug 2024	6.82%	0.54%	7.36%	0.84%	8.20%	5.27%	9.10%	7.47%	7.61%	8.97%	8.08%
Jul 2024	6.70%	0.56%	7.26%	1.22%	8.49%	5.44%	9.29%	7.22%	8.73%	7.88%	8.65%
Jun 2024	6.39%	0.64%	7.03%	0.87%	7.89%	4.70%	8.96%	6.57%	6.83%	7.86%	8.10%
May 2024	6.16%	0.53%	6.69%	0.42%	7.11%	2.70%	7.53%	6.34%	6.43%	7.32%	7.79%
Apr 2024	5.94%	0.56%	6.50%	0.40%	6.90%	3.14%	7.43%	6.07%	5.93%	8.80%	7.22%
Mar 2024	6.50%	0.60%	7.09%	0.37%	7.47%	2.62%	8.06%	6.47%	6.96%	8.71%	7.81%
Feb 2024	5.93%	0.57%	6.50%	0.49%	6.99%	1.84%	7.79%	5.94%	5.84%	9.50%	7.29%
Jan 2024	6.63%	0.74%	7.36%	1.01%	8.37%	3.09%	9.45%	7.87%	6.99%	10.26%	8.38%
2024	6.56%	0.61%	7.17%	0.63%	7.80%	4.22%	8.51%	7.18%	7.09%	8.48%	7.95%
Dec 2023	6.48%	0.69%	7.18%	0.94%	8.12%	3.77%	8.83%	8.39%	7.38%	9.55%	7.79%
Nov 2023	5.68%	0.64%	6.31%	0.51%	6.82%	3.05%	7.45%	5.90%	5.50%	9.74%	7.10%
Oct 2023	5.81%	0.58%	6.40%	0.89%	7.29%	4.17%	8.13%	5.98%	6.22%	10.20%	7.30%
Sep 2023	5.83%	0.61%	6.44%	1.08%	7.52%	2.85%	7.83%	6.10%	6.70%	10.44%	8.19%
Aug 2023	6.17%	0.57%	6.74%	1.00%	7.74%	4.58%	8.14%	7.38%	6.59%	8.59%	8.22%
Jul 2023	5.30%	0.65%	5.95%	0.55%	6.50%	3.29%	7.54%	4.84%	4.66%	6.48%	7.21%
Jun 2023	5.72%	0.56%	6.29%	0.42%	6.70%	3.34%	6.97%	6.64%	4.20%	8.31%	7.54%
May 2023	5.56%	0.56%	6.11%	0.54%	6.65%	2.62%	7.16%	6.25%	4.26%	7.00%	7.76%
Apr 2023	5.44%	0.57%	6.01%	0.59%	6.60%	3.24%	7.34%	5.59%	4.79%	6.69%	7.33%
Mar 2023	5.93%	0.61%	6.54%	0.59%	7.13%	3.51%	7.61%	5.65%	5.80%	9.13%	7.95%
Feb 2023	5.99%	0.51%	6.49%	0.57%	7.07%	3.34%	7.53%	5.21%	5.41%	9.75%	7.98%
Jan 2023	6.64%	0.67%	7.31%	1.00%	8.30%	3.74%	9.56%	6.25%	6.27%	10.03%	8.99%
2023	5.88%	0.60%	6.48%	0.72%	7.21%	3.46%	7.85%	6.18%	5.65%	8.83%	7.78%
Dec 2022	7.05%	0.91%	7.96%	1.72%	9.68%	6.61%	9.98%	8.05%	7.55%	9.45%	11.20%
Nov 2022	5.72%	0.69%	6.40%	0.93%	7.33%	5.14%	7.91%	6.26%	4.62%	7.38%	8.64%
Oct 2022	5.85%	0.64%	6.49%	1.17%	7.66%	4.95%	8.31%	6.79%	4.41%	7.69%	8.94%
Sep 2022	5.70%	0.70%	6.40%	1.07%	7.47%	3.39%	8.42%	6.92%	3.81%	8.67%	8.50%
Aug 2022	6.03%	0.53%	6.56%	1.05%	7.60%	3.77%	8.28%	7.23%	4.69%	7.86%	8.62%
Jul 2022	6.28%	0.56%	6.84%	2.47%	9.31%	4.54%	9.93%	9.04%	6.04%	9.69%	10.43%
Jun 2022	5.64%	0.56%	6.20%	2.29%	8.49%	4.92%	9.22%	8.58%	5.76%	7.53%	9.30%
May 2022	5.25%	0.52%	5.77%	1.41%	7.18%	2.98%	7.95%	6.52%	4.47%	7.86%	8.04%
Apr 2022	5.58%	0.53%	6.10%	2.90%	9.00%	3.24%	9.70%	7.89%	6.77%	10.44%	9.91%
Mar 2022	5.75%	0.60%	6.35%	5.29%	11.65%	5.36%	12.69%	11.43%	9.76%	12.27%	12.04%
Feb 2022	5.16%	0.55%	5.71%	2.99%	8.69%	3.53%	10.00%	8.11%	6.73%	8.46%	9.05%
Jan 2022	5.07%	0.41%	5.49%	5.81%	11.30%	5.16%	11.72%	9.54%	7.85%	11.95%	13.34%
2022	5.75%	0.60%	6.35%	2.44%	8.79%	4.46%	9.52%	8.02%	6.00%	9.10%	9.86%
Dec 2021	6.10%	0.61%	6.71%	3.01%	9.73%	4.18%	11.14%	9.00%	6.94%	9.69%	10.23%
Nov 2021	5.55%	0.65%	6.20%	2.50%	8.70%	5.25%	10.23%	7.66%	5.63%	9.22%	9.09%
Oct 2021	5.09%	0.61%	5.70%	1.60%	7.30%	3.80%	8.53%	6.15%	4.78%	7.36%	7.77%
Sep 2021	4.89%	0.57%	5.47%	1.18%	6.65%	2.76%	7.65%	5.99%	4.09%	6.19%	7.40%
Aug 2021	5.05%	0.48%	5.53%	1.03%	6.56%	3.25%	7.80%	4.56%	4.67%	5.58%	7.23%
Jul 2021	4.80%	0.44%	5.25%	0.78%	6.03%	2.67%	6.89%	3.94%	4.68%	7.18%	6.48%
Jun 2021	4.54%	0.49%	5.03%	0.75%	5.78%	2.73%	6.56%	4.61%	3.89%	5.57%	6.54%
May 2021	4.33%	0.35%	4.68%	0.69%	5.36%	3.44%	5.58%	4.79%	3.76%	4.84%	6.23%
Apr 2021	4.20%	0.39%	4.60%	0.75%	5.35%	2.04%	5.54%	4.91%	4.99%	4.38%	6.05%
Mar 2021	4.47%	0.49%	4.96%	0.98%	5.95%	2.72%	5.78%	5.37%	5.23%	5.27%	7.10%
Feb 2021	4.67%	0.54%	5.21%	2.45%	7.66%	2.03%	8.38%	6.42%	5.43%	5.75%	9.26%
Jan 2021	4.90%	0.27%	5.16%	5.38%	10.54%	3.55%	11.95%	8.32%	6.74%	9.32%	12.27%
2021	4.88%	0.49%	5.38%	1.76%	7.14%	3.21%	8.00%	6.02%	5.08%	6.74%	7.99%

Year / Month	Certified absence	Self-certified absence	Total absence rate	Non Covid-19 absence	Covid-19 Absence	CHWB	Mental Health	PC	Disabilities	Older People	CHO Ops
Dec 2024	7.55%	0.75%	8.63%	8.30%	0.33%	6.28%	7.56%	8.69%	7.64%	11.49%	8.84%
Nov 2024	6.59%	0.66%	7.61%	7.25%	0.37%	6.83%	7.21%	6.55%	7.65%	9.37%	5.59%
Oct 2024	6.86%	0.61%	7.94%	7.46%	0.48%	7.97%	7.46%	7.22%	7.74%	9.90%	4.52%
Sep 2024	6.71%	0.57%	8.05%	7.28%	0.78%	7.35%	7.32%	7.21%	8.12%	9.91%	5.98%
Aug 2024	6.82%	0.54%	8.20%	7.36%	0.84%	13.08%	6.68%	8.34%	7.70%	10.72%	5.03%
Jul 2024	6.70%	0.56%	8.49%	7.26%	1.22%	11.09%	7.70%	8.31%	7.76%	10.63%	9.05%
Jun 2024	6.39%	0.64%	7.89%	7.03%	0.87%	7.73%	7.14%	7.45%	7.54%	9.79%	8.35%
May 2024	6.16%	0.53%	7.11%	6.69%	0.42%	12.56%	5.87%	6.93%	7.06%	8.65%	7.31%
Apr 2024	5.94%	0.56%	6.90%	6.50%	0.40%	6.76%	6.33%	6.65%	6.70%	8.38%	4.73%
Mar 2024	6.50%	0.60%	7.47%	7.09%	0.37%	5.75%	6.45%	7.23%	7.26%	9.35%	6.96%
Feb 2024	5.93%	0.57%	6.99%	6.50%	0.49%	6.23%	6.59%	6.70%	6.47%	8.66%	7.10%
Jan 2024	6.63%	0.74%	8.37%	7.36%	1.01%	5.55%	8.52%	8.40%	7.24%	10.33%	4.64%
2024	6.56%	0.61%	7.80%	7.17%	0.63%	8.03%	7.08%	7.46%	7.40%	9.76%	6.45%
Dec 2023	6.48%	0.69%	8.12%	7.18%	0.94%	9.94%	8.54%	8.39%	7.10%	9.15%	4.69%
Nov 2023	5.68%	0.64%	6.82%	6.31%	0.51%	5.95%	6.61%	6.34%	6.52%	8.35%	3.61%
Oct 2023	5.81%	0.58%	7.29%	6.40%	0.89%	7.79%	7.21%	6.50%	6.79%	9.13%	4.20%
Sep 2023	5.83%	0.61%	7.52%	6.44%	1.08%	11.73%	6.63%	6.07%	7.88%	9.34%	6.64%
Aug 2023	6.17%	0.57%	7.74%	6.74%	1.00%	9.37%	6.71%	6.48%	8.43%	9.29%	4.80%
Jul 2023	5.30%	0.65%	6.50%	5.95%	0.55%	8.48%	5.77%	5.94%	6.89%	7.51%	1.85%
Jun 2023	5.72%	0.56%	6.70%	6.29%	0.42%	8.22%	5.82%	5.95%	7.71%	7.20%	0.99%
May 2023	5.56%	0.56%	6.65%	6.11%	0.54%	5.90%	5.72%	5.91%	7.23%	8.00%	2.23%
Apr 2023	5.44%	0.57%	6.60%	6.01%	0.59%	8.48%	5.76%	5.93%	7.22%	7.51%	1.85%
Mar 2023	5.93%	0.61%	7.13%	6.54%	0.59%	8.55%	6.39%	5.94%	7.65%	8.58%	4.90%
Feb 2023	5.99%	0.51%	7.07%	6.49%	0.57%	8.98%	6.84%	5.01%	7.48%	8.80%	4.92%
Jan 2023	6.64%	0.67%	8.30%	7.31%	1.00%	8.24%	8.48%	6.38%	8.30%	10.18%	6.55%
2023	5.88%	0.60%	7.21%	6.48%	0.72%	8.40%	6.71%	6.23%	7.43%	8.60%	3.97%
Dec 2022	7.05%	0.91%	9.68%	7.96%	1.72%	8.62%	9.30%	7.77%	9.88%	11.79%	7.72%
Nov 2022	5.72%	0.69%	7.33%	6.40%	0.93%	2.17%	6.96%	5.86%	7.89%	9.03%	2.86%
Oct 2022	5.85%	0.64%	7.66%	6.49%	1.17%	2.89%	7.44%	6.09%	8.35%	8.96%	1.56%
Sep 2022	5.70%	0.70%	7.47%	6.40%	1.07%	7.25%	7.38%	5.95%	8.29%	8.29%	2.21%
Aug 2022	6.03%	0.53%	7.60%	6.56%	1.05%	3.10%	6.90%	6.96%	8.67%	7.93%	1.02%
Jul 2022	6.28%	0.56%	9.31%	6.84%	2.47%	5.41%	8.12%	8.24%	9.80%	11.24%	4.49%
Jun 2022	5.64%	0.56%	8.49%	6.20%	2.29%	8.03%	7.25%	7.76%	8.62%	10.91%	1.29%
May 2022	5.25%	0.52%	7.18%	5.77%	1.41%	5.49%	6.02%	6.03%	7.88%	9.06%	1.66%
Apr 2022	5.58%	0.53%	9.00%	6.10%	2.90%	6.42%	7.19%	7.89%	9.49%	11.88%	2.03%
Mar 2022	5.75%	0.60%	11.65%	6.35%	5.29%	10.97%	10.91%	11.30%	11.57%	13.07%	
Feb 2022	5.16%	0.55%	8.69%	5.71%	2.99%	6.66%	7.69%	7.59%	9.02%	10.64%	
Jan 2022	5.07%	0.41%	11.30%	5.49%	5.81%	6.99%	9.88%	9.81%	12.28%	13.05%	
2022	5.75%	0.60%	8.79%	6.35%	2.44%	6.24%	7.92%	7.62%	9.32%	10.50%	2.91%
Dec 2021	6.10%	0.61%	9.73%	6.71%	3.01%	9.19%	9.06%	9.36%	9.23%	11.59%	
Nov 2021	5.55%	0.65%	8.70%	6.20%	2.50%	12.69%	8.40%	8.07%	8.22%	10.38%	
Oct 2021	5.09%	0.61%	7.30%	5.70%	1.60%	18.42%	7.45%	5.79%	6.68%	9.20%	
Sep 2021	4.89%	0.57%	6.65%	5.47%	1.18%	16.63%	6.59%	5.50%	5.96%	8.83%	
Aug 2021	5.05%	0.48%	6.56%	5.53%	1.03%	19.76%	6.34%	5.38%	6.41%	7.92%	
Jul 2021	4.80%	0.44%	6.03%	5.25%	0.78%	21.50%	5.63%	4.82%	5.80%	7.77%	
Jun 2021	4.54%	0.49%	5.78%	5.03%	0.75%	20.24%	4.97%	5.46%	5.26%	7.57%	
May 2021	4.33%	0.35%	5.36%	4.68%	0.69%	19.00%	4.65%	4.93%	4.84%	7.21%	
Apr 2021	4.20%	0.39%	5.35%	4.60%	0.75%	17.15%	4.13%	4.65%	5.29%	7.37%	
Mar 2021	4.47%	0.49%	5.95%	4.96%	0.98%	11.78%	4.63%	5.02%	6.38%	7.63%	
Feb 2021	4.67%	0.54%	7.66%	5.21%	2.45%	9.37%	5.28%	5.67%	8.99%	10.40%	
Jan 2021	4.90%	0.27%	10.54%	5.16%	5.38%	8.77%	9.16%	7.56%	11.27%	13.98%	
2021	4.88%	0.49%	7.14%	5.38%	1.76%	15.22%	6.35%	6.00%	7.01%	10.05%	6.1%



Year / Month	Certified absence	Self-certified absence	Non Covid-19 absence	Covid-19 absence	Total absence rate	Community Health & Wellbeing	Primary Care	Disabilities	Mental Health	Older People	CHO Operations	Health Service Executive	Disabilities	Section 38 Voluntary Agencies
Dec 2024	7.55%	0.75%	8.30%	0.33%	8.63%	6.28%	8.69%	6.94%	7.56%	11.49%	8.84%	8.89%	7.86%	7.86%
Nov 2024	6.59%	0.66%	7.25%	0.37%	7.61%	6.83%	6.55%	7.67%	7.21%	9.37%	5.59%	7.60%	7.65%	7.65%
Oct 2024	6.86%	0.61%	7.46%	0.48%	7.94%	7.97%	7.22%	7.28%	7.46%	9.90%	4.52%	7.95%	7.90%	7.90%
Sep 2024	6.71%	0.57%	7.28%	0.78%	8.05%	7.35%	7.21%	7.59%	7.32%	9.91%	5.98%	7.98%	8.28%	8.28%
Aug 2024	6.82%	0.54%	7.36%	0.84%	8.20%	13.08%	8.34%	7.68%	6.68%	10.72%	5.03%	8.36%	7.71%	7.71%
Jul 2024	6.70%	0.56%	7.26%	1.22%	8.49%	11.09%	8.31%	8.04%	7.70%	10.63%	9.05%	8.75%	7.67%	7.67%
Jun 2024	6.39%	0.64%	7.03%	0.87%	7.89%	7.73%	7.45%	7.50%	7.14%	9.79%	8.35%	8.03%	7.55%	7.55%
May 2024	6.16%	0.53%	6.69%	0.42%	7.11%	12.56%	6.93%	6.42%	5.87%	8.65%	7.31%	7.06%	7.26%	7.26%
Apr 2024	5.94%	0.56%	6.50%	0.40%	6.90%	6.76%	6.65%	6.12%	6.33%	8.38%	4.73%	6.91%	6.88%	6.88%
Mar 2024	6.50%	0.60%	7.09%	0.37%	7.47%	5.75%	7.23%	7.54%	6.45%	9.35%	6.96%	7.57%	7.18%	7.18%
Feb 2024	5.93%	0.57%	6.50%	0.49%	6.99%	6.23%	6.70%	6.18%	6.59%	8.66%	7.10%	7.14%	6.55%	6.55%
Jan 2024	6.63%	0.74%	7.36%	1.01%	8.37%	5.55%	8.40%	7.35%	8.52%	10.33%	4.64%	8.72%	7.20%	7.20%
2024	6.56%	0.61%	7.17%	0.63%	7.80%	8.03%	7.46%	7.19%	7.08%	9.76%	6.45%	7.91%	7.47%	7.47%
Dec 2023	6.48%	0.69%	7.18%	0.94%	8.12%	9.94%	8.39%	7.43%	8.54%	9.15%	4.69%	8.50%	7.00%	7.00%
Nov 2023	5.68%	0.64%	6.31%	0.51%	6.82%	5.95%	6.34%	7.39%	6.61%	8.35%	3.61%	7.00%	6.24%	6.24%
Oct 2023	5.81%	0.58%	6.40%	0.89%	7.29%	7.79%	6.50%	6.80%	7.21%	9.13%	4.20%	7.45%	6.78%	6.78%
Sep 2023	5.83%	0.61%	6.44%	1.06%	7.52%	11.73%	6.07%	8.55%	6.63%	9.34%	6.64%	7.48%	7.67%	7.67%
Aug 2023	6.17%	0.57%	6.74%	1.00%	7.74%	9.37%	6.48%	8.88%	6.71%	9.29%	4.80%	7.58%	8.28%	8.28%
Jul 2023	5.30%	0.65%	5.95%	0.55%	6.50%	8.48%	5.94%	4.96%	5.77%	7.51%	1.85%	6.18%	7.45%	7.45%
Jun 2023	5.72%	0.56%	6.29%	0.42%	6.70%	8.22%	5.95%	8.09%	5.82%	7.20%	0.99%	6.39%	7.60%	7.60%
May 2023	5.56%	0.56%	6.11%	0.54%	6.65%	5.90%	5.91%	5.73%	5.72%	8.00%	2.23%	6.32%	7.72%	7.72%
Apr 2023	5.44%	0.57%	6.01%	0.59%	6.60%	8.48%	5.93%	4.98%	5.76%	7.51%	1.85%	6.17%	7.89%	7.89%
Mar 2023	5.93%	0.61%	6.54%	0.59%	7.13%	8.55%	5.94%	7.06%	6.39%	8.58%	4.90%	6.91%	7.83%	7.83%
Feb 2023	5.99%	0.51%	6.49%	0.57%	7.07%	8.98%	5.01%	6.92%	6.84%	8.80%	4.92%	6.86%	7.64%	7.64%
Jan 2023	6.64%	0.67%	7.31%	1.00%	8.30%	8.24%	6.38%	6.06%	8.48%	10.18%	6.55%	8.08%	9.02%	9.02%
2023	5.88%	0.60%	6.48%	0.72%	7.21%	8.40%	6.23%	6.92%	6.71%	8.60%	3.97%	7.08%	7.58%	7.58%
Dec 2022	7.05%	0.91%	7.96%	1.72%	9.68%	7.77%	9.30%	7.02%	9.30%	11.79%	7.72%	9.32%	10.69%	10.69%
Nov 2022	5.72%	0.69%	6.40%	0.93%	7.33%	2.17%	5.86%	7.21%	6.96%	9.03%	2.86%	7.09%	8.10%	8.10%
Oct 2022	5.85%	0.64%	6.49%	1.17%	7.66%	2.89%	6.09%	6.27%	7.44%	8.96%	1.56%	7.23%	8.97%	8.97%
Sep 2022	5.70%	0.70%	6.40%	1.07%	7.47%	7.25%	5.95%	6.54%	7.38%	8.29%	2.21%	7.03%	8.82%	8.82%
Aug 2022	6.03%	0.53%	6.56%	1.05%	7.60%	3.10%	6.96%	7.09%	6.90%	7.93%	1.02%	7.11%	9.16%	9.16%
Jul 2022	6.28%	0.56%	6.84%	2.47%	9.31%	5.41%	8.24%	10.41%	8.12%	11.24%	4.49%	9.21%	9.61%	9.61%
Jun 2022	5.64%	0.56%	6.20%	2.29%	8.49%	8.03%	7.76%	9.54%	7.25%	10.91%	1.29%	8.54%	8.36%	8.36%
May 2022	5.25%	0.52%	5.77%	1.41%	7.18%	5.49%	6.03%	7.82%	6.02%	9.06%	1.66%	6.96%	7.90%	7.90%
Apr 2022	5.58%	0.53%	6.10%	2.90%	9.00%	6.42%	7.89%	10.19%	7.19%	11.88%	2.03%	8.92%	9.28%	9.28%
Mar 2022	5.75%	0.60%	6.35%	5.29%	11.65%	10.97%	11.30%	14.00%	10.91%	13.07%		11.91%	10.83%	10.83%
Feb 2022	5.16%	0.55%	5.71%	2.99%	8.69%	6.66%	7.59%	9.86%	7.69%	10.64%		8.66%	8.79%	8.79%
Jan 2022	5.07%	0.41%	5.49%	5.81%	11.30%	6.99%	9.81%	12.99%	9.88%	13.05%		11.04%	12.07%	12.07%
2022	5.75%	0.60%	6.35%	2.44%	8.79%	6.24%	7.62%	9.10%	7.92%	10.50%	2.91%	8.59%	9.39%	9.39%
Dec 2021	6.10%	0.61%	6.71%	3.01%	9.73%	9.19%	9.36%	11.63%	9.06%	11.59%		10.13%	8.53%	8.53%
Nov 2021	5.55%	0.65%	6.20%	2.50%	8.70%	12.69%	8.07%	8.92%	8.40%	10.38%		8.92%	7.99%	7.99%
Oct 2021	5.09%	0.61%	5.70%	1.60%	7.30%	18.42%	5.79%	7.45%	7.45%	9.20%		7.53%	6.38%	6.38%
Sep 2021	4.89%	0.57%	5.47%	1.18%	6.65%	16.63%	5.50%	6.17%	6.59%	8.83%		6.90%	5.90%	5.90%
Aug 2021	5.05%	0.48%	5.53%	1.03%	6.56%	19.76%	5.38%	6.60%	6.34%	7.92%		6.63%	6.36%	6.36%
Jul 2021	4.80%	0.44%	5.25%	0.78%	6.03%	21.50%	4.82%	4.98%	5.63%	7.77%		6.04%	6.00%	6.00%
Jun 2021	4.54%	0.49%	5.03%	0.75%	5.78%	20.24%	5.46%	5.93%	4.97%	7.57%		6.02%	5.04%	5.04%
May 2021	4.33%	0.35%	4.68%	0.69%	5.36%	19.00%	4.93%	3.95%	4.65%	7.21%		5.44%	5.12%	5.12%
Apr 2021	4.20%	0.39%	4.60%	0.75%	5.35%	17.15%	4.65%	4.85%	4.13%	7.37%		5.32%	5.43%	5.43%
Mar 2021	4.47%	0.49%	4.96%	0.98%	5.95%	11.78%	5.02%	4.72%	4.63%	7.63%		5.62%	6.87%	6.87%
Feb 2021	4.67%	0.54%	5.21%	2.45%	7.66%	9.37%	5.67%	7.41%	5.28%	10.40%		7.04%	9.47%	9.47%
Jan 2021	4.90%	0.27%	5.16%	5.38%	10.54%	8.77%	7.56%	14.86%	9.16%	13.98%		10.66%	10.14%	10.14%
2021	4.88%	0.49%	5.38%	1.76%	7.14%	15.22%	6.06%	7.27%	6.35%	9.19%		7.21%	6.93%	6.93%

Year / Month	Certified absence	Self-certified absence	Non Covid-19 absence	Covid-19 absence	Total absence rate	Aurora	Bros. of Charity, Waterford	Carriglea Cairde Services	Section 38 Voluntary Agencies
Dec 2024	6.69%	0.82%	7.52%	0.34%	7.86%	7.31%	8.62%	5.36%	7.86%
Nov 2024	6.38%	0.83%	7.21%	0.43%	7.65%	7.51%	8.15%	5.36%	7.65%
Oct 2024	6.70%	0.75%	7.45%	0.44%	7.90%	8.03%	8.37%	5.36%	7.90%
Sep 2024	7.09%	0.52%	7.61%	0.67%	8.28%	6.58%	9.49%	5.36%	8.28%
Aug 2024	6.37%	0.58%	6.96%	0.75%	7.71%	6.47%	8.74%	5.36%	7.71%
Jul 2024	5.54%	0.75%	6.30%	1.38%	7.67%	5.83%	8.74%	6.16%	7.67%
Jun 2024	6.07%	0.72%	6.79%	0.76%	7.55%	7.43%	8.74%	4.32%	7.55%
May 2024	6.28%	0.69%	6.97%	0.28%	7.26%	6.92%	8.24%	3.70%	7.26%
Apr 2024	5.98%	0.48%	6.46%	0.41%	6.88%	6.78%	7.39%	4.80%	6.88%
Mar 2024	6.20%	0.66%	6.87%	0.31%	7.18%	6.79%	7.98%	4.40%	7.18%
Feb 2024	5.42%	0.68%	6.10%	0.46%	6.55%	5.41%	7.62%	3.75%	6.55%
Jan 2024	5.45%	0.75%	6.19%	1.01%	7.20%	6.12%	8.28%	4.25%	7.20%
2024	6.18%	0.69%	6.87%	0.60%	7.47%	6.78%	8.36%	4.79%	7.47%
Dec 2023	5.29%	0.83%	6.13%	0.88%	7.00%	7.35%	8.16%	3.57%	7.00%
Nov 2023	5.00%	0.79%	5.79%	0.45%	6.24%	5.96%	6.80%	4.34%	6.24%
Oct 2023	5.34%	0.59%	5.93%	0.85%	6.78%	7.35%	6.99%	5.13%	6.78%
Sep 2023	5.71%	0.69%	6.39%	1.28%	7.67%	8.54%	8.03%	4.96%	7.67%
Aug 2023	6.41%	0.72%	7.13%	1.16%	8.28%	9.79%	8.45%	5.04%	8.28%
Jul 2023	6.12%	0.96%	7.08%	0.37%	7.45%	10.46%	7.01%	4.62%	7.45%
Jun 2023	6.69%	0.59%	7.27%	0.32%	7.60%	11.35%	6.97%	5.47%	7.60%
May 2023	6.60%	0.60%	7.20%	0.52%	7.72%	10.18%	7.24%	5.94%	7.72%
Apr 2023	6.69%	0.67%	7.35%	0.54%	7.89%	10.74%	6.94%	6.99%	7.89%
Mar 2023	6.66%	0.70%	7.36%	0.47%	7.83%	11.34%	7.07%	5.56%	7.83%
Feb 2023	6.62%	0.64%	7.26%	0.38%	7.64%	8.95%	7.64%	5.71%	7.64%
Jan 2023	7.26%	0.76%	8.02%	1.00%	9.02%	11.91%	8.86%	5.52%	9.02%
2023	6.19%	0.71%	6.90%	0.68%	7.58%	9.52%	7.51%	5.20%	7.58%
Dec 2022	7.77%	1.24%	9.01%	1.68%	10.69%	11.65%	12.17%	6.06%	10.69%
Nov 2022	6.75%	0.76%	7.51%	0.59%	8.10%	9.88%	8.10%	5.66%	8.10%
Oct 2022	7.26%	0.62%	7.88%	1.09%	8.97%	10.78%	9.19%	5.78%	8.97%
Sep 2022	7.08%	0.95%	8.03%	0.79%	8.82%	9.72%	9.85%	3.76%	8.82%
Aug 2022	7.51%	0.49%	8.00%	1.16%	9.16%	10.34%	9.85%	4.45%	9.16%
Jul 2022	6.45%	0.74%	7.19%	2.42%	9.61%	11.88%	9.70%	5.96%	9.61%
Jun 2022	5.75%	0.66%	6.40%	1.95%	8.36%	8.66%	8.64%	7.36%	8.36%
May 2022	5.68%	0.56%	6.24%	1.66%	7.90%	7.47%	8.29%	7.08%	7.90%
Apr 2022	5.23%	0.65%	5.87%	3.40%	9.28%	8.82%	9.31%	9.86%	9.28%
Mar 2022	4.91%	0.73%	5.64%	5.20%	10.83%	10.87%	11.22%	9.30%	10.83%
Feb 2022	4.78%	0.52%	5.30%	3.48%	8.79%	8.69%	9.45%	6.50%	8.79%
Jan 2022	4.45%	0.45%	4.90%	7.17%	12.07%	14.32%	11.48%	11.07%	12.07%
2022	6.11%	0.70%	6.81%	2.58%	9.39%	10.25%	9.77%	6.93%	9.39%
Dec 2021	4.52%	0.79%	5.30%	3.22%	8.53%	7.78%	9.31%	7.47%	8.53%
Nov 2021	4.50%	0.46%	4.96%	3.03%	7.99%	10.02%	7.76%	5.82%	7.99%
Oct 2021	3.74%	0.72%	4.46%	1.93%	6.38%		6.43%	6.23%	6.38%
Sep 2021	4.05%	0.47%	4.52%	1.38%	5.90%	7.73%	5.55%	4.41%	5.90%
Aug 2021	4.34%	0.48%	4.81%	1.55%	6.36%	7.54%	7.21%	3.04%	6.36%
Jul 2021	4.66%	0.46%	5.12%	0.88%	6.00%	7.12%	5.39%	4.57%	6.00%
Jun 2021	3.92%	0.50%	4.42%	0.62%	5.04%	6.79%	4.92%	2.75%	5.04%
May 2021	3.85%	0.30%	4.15%	0.97%	5.12%	6.59%	5.13%	2.80%	5.12%
Apr 2021	3.85%	0.34%	4.19%	1.24%	5.43%	6.21%	5.70%	3.29%	5.43%
Mar 2021	4.52%	0.76%	5.29%	1.58%	6.87%	6.70%	8.08%	4.25%	6.87%
Feb 2021	4.92%	0.46%	5.38%	4.09%	9.47%	14.81%	8.59%	5.99%	9.47%
Jan 2021	4.70%	0.26%	4.97%	5.17%	10.14%	14.81%	9.64%	5.14%	10.14%
2021	4.32%	0.50%	4.82%	2.11%	6.93%	8.43%	7.01%	4.70%	6.93%