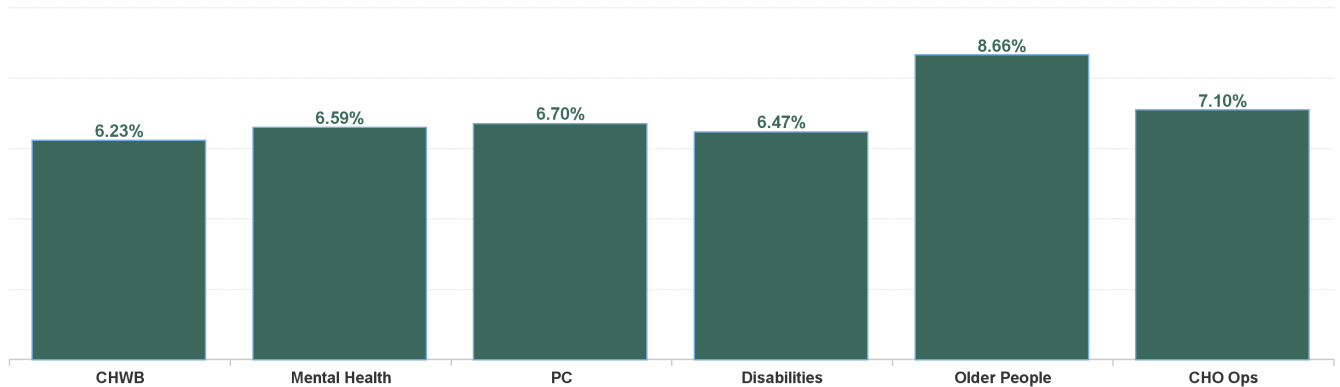


February 2024

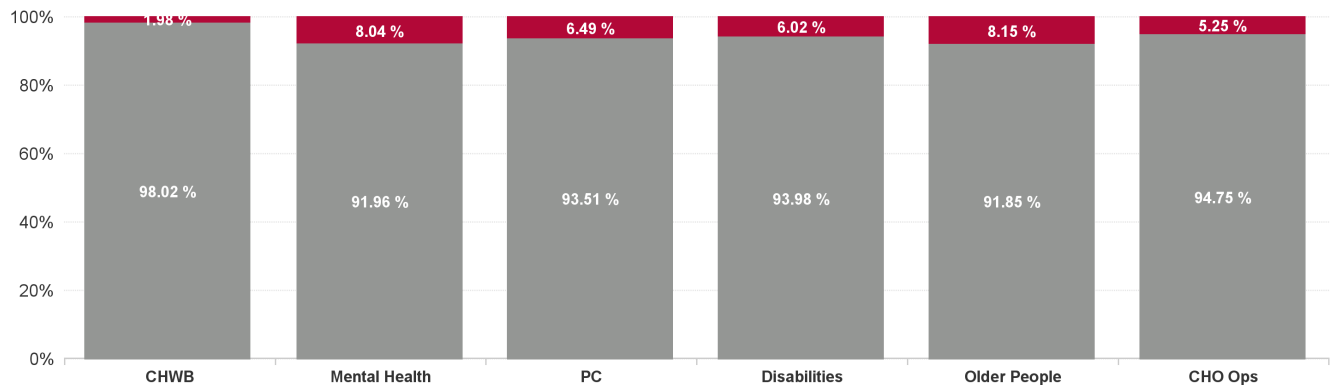
Health Service Absence Rate - by Staff Category: Feb 2024	Certified absence	Self-certified absence	Non Covid-19 absence	Covid-19 absence	Total absence rate	% Non Covid-19 absence	% Covid-19 absence
CHO 5	5.93%	0.57%	6.50%	0.49%	6.99%	92.94%	7.06%
Medical & Dental	1.02%	0.33%	1.35%	0.49%	1.84%	73.35%	26.65%
Nursing & Midwifery	6.54%	0.57%	7.12%	0.67%	7.79%	91.35%	8.65%
Health & Social Care Professionals	4.54%	0.70%	5.23%	0.71%	5.94%	88.03%	11.97%
Management & Administrative	5.36%	0.31%	5.67%	0.18%	5.84%	97.00%	3.00%
General Support	8.50%	0.27%	8.77%	0.73%	9.50%	92.31%	7.69%
Patient & Client Care	6.28%	0.70%	6.98%	0.31%	7.29%	95.75%	4.25%

Health Service Absence Rate - by Care Group: Feb 2024	Certified absence	Self-certified absence	Non Covid-19 absence	Covid-19 absence	Total absence rate	% Non Covid-19 absence	% Covid-19 absence
CHO 5	5.93%	0.57%	6.50%	0.49%	6.99%	92.94%	7.06%
Community Health & Wellbeing	5.80%	0.31%	6.11%	0.12%	6.23%	98.02%	1.98%
Primary Care	5.82%	0.44%	6.27%	0.44%	6.70%	93.51%	6.49%
Disabilities	5.40%	0.68%	6.08%	0.39%	6.47%	93.98%	6.02%
Mental Health	5.54%	0.52%	6.06%	0.53%	6.59%	91.96%	8.04%
Older People	7.34%	0.62%	7.96%	0.71%	8.66%	91.85%	8.15%
CHO Operations	6.47%	0.26%	6.73%	0.37%	7.10%	94.75%	5.25%
Community Services	5.93%	0.57%	6.50%	0.49%	6.99%	92.94%	7.06%

Total Absence Rate

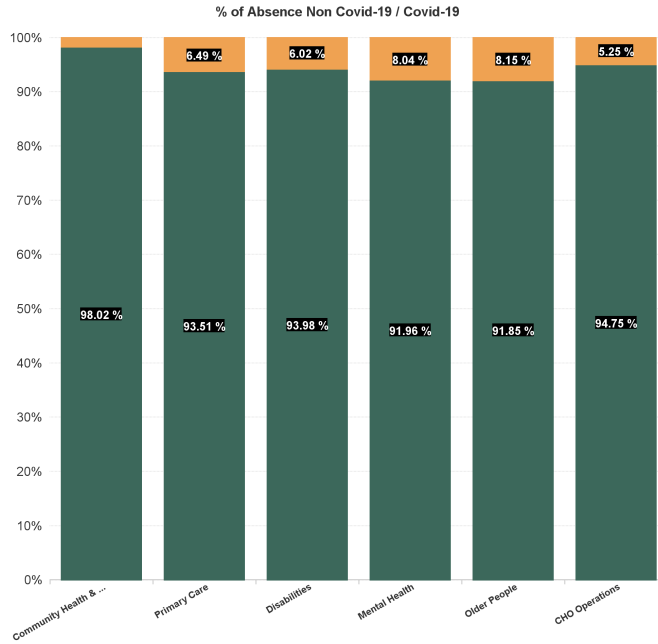
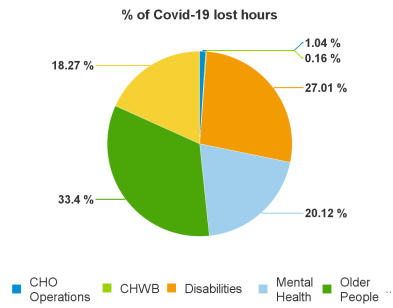
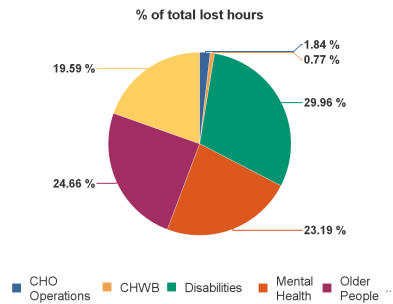


% of Absence Non Covid-19 / Covid-19



February 2024

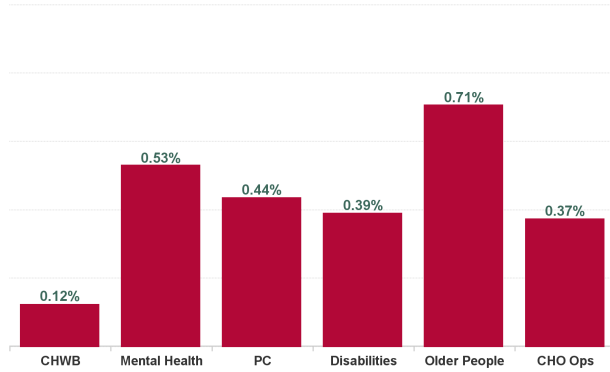
Health Service Absence Rate - by Care Group : Feb 2024	Certified absence	Self- certified absence	Non Covid-19 absence	Covid-19 absence	Total absence rate	Medical & Dental	Nursing & Midwifery	Health & Social Care Professionals	Management & Administrative	General Support	Patient & Client Care
CHO 5	5.93%	0.57%	6.50%	0.49%	6.99%	1.84%	7.79%	5.94%	5.84%	9.50%	7.29%
Community Health & Wellbeing	5.80%	0.31%	6.11%	0.12%	6.23%		8.58%	0.00%	2.35%		8.10%
Primary Care	5.82%	0.44%	6.27%	0.44%	6.70%	2.21%	8.44%	5.98%	7.59%	5.07%	5.20%
Disabilities	5.40%	0.68%	6.08%	0.39%	6.47%	0.00%	7.12%	6.47%	2.64%	2.30%	6.97%
Mental Health	5.54%	0.52%	6.06%	0.53%	6.59%	1.79%	6.35%	6.50%	7.26%	10.00%	5.12%
Older People	7.34%	0.62%	7.96%	0.71%	8.66%	0.00%	10.00%	2.82%	2.55%	11.61%	8.94%
CHO Operations	6.47%	0.26%	6.73%	0.37%	7.10%		0.00%	0.78%	8.32%	0.00%	
Community Services	5.93%	0.57%	6.50%	0.49%	6.99%	1.84%	7.79%	5.94%	5.84%	9.50%	7.29%



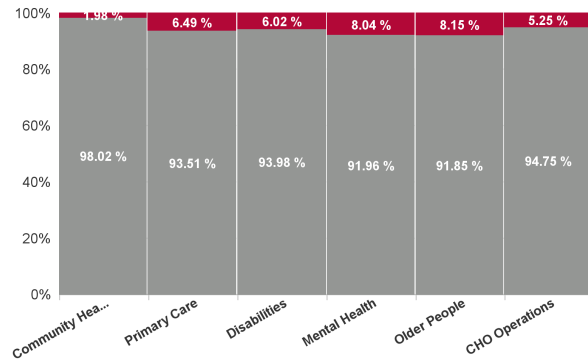
February 2024

Health Service Absence Rate - by Care Group : Feb 2024	Non Covid-19 absence	Covid-19 absence	Total absence rate	Medical & Dental	Nursing & Midwifery	Health & Social Care Professionals	Management & Administrative	General Support	Patient & Client Care
CHO 5	6.50%	0.49%	6.99%	0.49%	0.67%	0.71%	0.18%	0.73%	0.31%
Community Health & Wellbeing	6.11%	0.12%	6.23%		0.00%	0.00%	0.00%		0.25%
Primary Care	6.27%	0.44%	6.70%	1.01%	0.10%	0.58%	0.13%	0.00%	1.59%
Disabilities	6.08%	0.39%	6.47%	0.00%	0.55%	1.26%	0.20%	0.00%	0.16%
Mental Health	6.06%	0.53%	6.59%	0.00%	0.79%	0.08%	0.00%	0.57%	0.44%
Older People	7.96%	0.71%	8.66%	0.00%	1.07%	0.32%	0.33%	1.69%	0.36%
CHO Operations	6.73%	0.37%	7.10%		0.00%	0.00%	0.44%	0.00%	
Community Services	6.50%	0.49%	6.99%	0.49%	0.67%	0.71%	0.18%	0.73%	0.31%

Total COVID Absence Rate

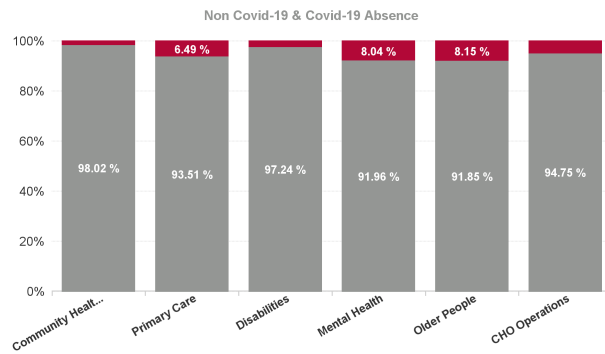
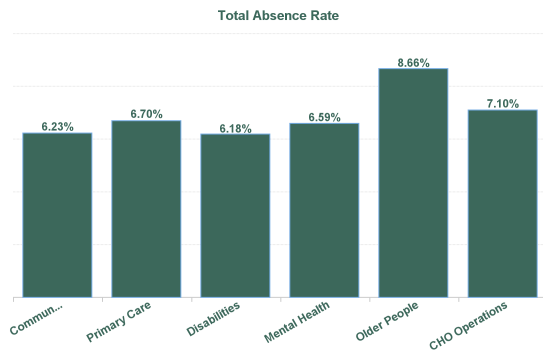


% of Absence Non Covid-19 / Covid-19



February 2024

Health Service Absence Rate - by Admin : Feb 2024	Certified absence	Self-certified absence	Non Covid-19 absence	Covid-19 absence	Total absence rate	Medical & Dental	Nursing & Midwifery	Health & Social Care Professionals	Management & Administrative	General Support	Patient & Client Care
Total	5.93%	0.57%	6.50%	0.49%	6.99%	1.84%	7.79%	5.94%	5.84%	9.50%	7.29%
Community Health & Wellbeing	5.80%	0.31%	6.11%	0.12%	6.23%		8.58%	0.00%	2.35%		8.10%
Primary Care	5.82%	0.44%	6.27%	0.44%	6.70%	2.21%	8.44%	5.98%	7.59%	5.07%	5.20%
Disabilities	5.33%	0.68%	6.01%	0.17%	6.18%	0.00%	7.84%	5.88%	2.33%		7.07%
Mental Health	5.54%	0.52%	6.06%	0.53%	6.59%	1.79%	6.35%	6.50%	7.26%	10.00%	5.12%
Older People	7.34%	0.62%	7.96%	0.71%	8.66%	0.00%	10.00%	2.82%	2.55%	11.61%	8.94%
CHO Operations	6.47%	0.26%	6.73%	0.37%	7.10%		0.00%	0.78%	8.32%	0.00%	
Health Service Executive	6.10%	0.53%	6.63%	0.51%	7.14%	1.84%	7.91%	5.69%	6.29%	9.94%	7.66%
Section 38 Voluntary Agencies	5.42%	0.68%	6.10%	0.46%	6.55%	0.00%	6.58%	6.80%	2.87%	2.30%	6.95%



Year / Month	Certified absence	Self-certified absence	Non Covid-19 absence	Covid-19 absence	Total absence rate	Medical & Dental	Nursing & Midwifery	Health & Social Care Professionals	Management & Administrative	General Support	Patient & Client Care
Feb 2024	5.93%	0.57%	6.50%	0.49%	6.99%	1.84%	7.79%	5.94%	5.84%	9.50%	7.29%
Jan 2024	6.63%	0.74%	7.36%	1.01%	8.37%	3.09%	9.45%	7.87%	6.99%	10.26%	8.38%
2024	6.29%	0.66%	6.95%	0.76%	7.71%	2.49%	8.66%	6.95%	6.45%	9.90%	7.85%
Dec 2023	6.48%	0.69%	7.18%	0.94%	8.12%	3.77%	8.83%	8.39%	7.38%	9.55%	7.79%
Nov 2023	5.68%	0.64%	6.31%	0.51%	6.82%	3.05%	7.45%	5.90%	5.50%	9.74%	7.10%
Oct 2023	5.81%	0.58%	6.40%	0.89%	7.29%	4.17%	8.13%	5.98%	6.22%	10.20%	7.30%
Sep 2023	5.83%	0.61%	6.44%	1.08%	7.52%	2.85%	7.83%	6.10%	6.70%	10.44%	8.19%
Aug 2023	6.17%	0.57%	6.74%	1.00%	7.74%	4.58%	8.14%	7.38%	6.59%	8.59%	8.22%
Jul 2023	5.30%	0.65%	5.95%	0.55%	6.50%	3.29%	7.54%	4.84%	4.66%	6.48%	7.21%
Jun 2023	5.72%	0.56%	6.29%	0.42%	6.70%	3.34%	6.97%	6.64%	4.20%	8.31%	7.54%
May 2023	5.56%	0.56%	6.11%	0.54%	6.65%	2.62%	7.16%	6.25%	4.26%	7.00%	7.76%
Apr 2023	5.44%	0.57%	6.01%	0.59%	6.60%	3.24%	7.34%	5.59%	4.79%	6.69%	7.33%
Mar 2023	5.93%	0.61%	6.54%	0.59%	7.13%	3.51%	7.61%	5.65%	5.80%	9.13%	7.95%
Feb 2023	5.99%	0.51%	6.49%	0.57%	7.07%	3.34%	7.53%	5.21%	5.41%	9.75%	7.98%
Jan 2023	6.64%	0.67%	7.31%	1.00%	8.30%	3.74%	9.56%	6.25%	6.27%	10.03%	8.99%
2023	5.88%	0.60%	6.48%	0.72%	7.21%	3.46%	7.85%	6.18%	5.65%	8.83%	7.78%
Dec 2022	7.05%	0.91%	7.96%	1.72%	9.68%	6.61%	9.98%	8.05%	7.55%	9.45%	11.20%
Nov 2022	5.72%	0.69%	6.40%	0.93%	7.33%	5.14%	7.91%	6.26%	4.62%	7.38%	8.64%
Oct 2022	5.85%	0.64%	6.49%	1.17%	7.66%	4.95%	8.31%	6.79%	4.41%	7.69%	8.94%
Sep 2022	5.70%	0.70%	6.40%	1.07%	7.47%	3.39%	8.42%	6.92%	3.81%	8.67%	8.50%
Aug 2022	6.03%	0.53%	6.56%	1.05%	7.60%	3.77%	8.28%	7.23%	4.69%	7.86%	8.62%
Jul 2022	6.28%	0.56%	6.84%	2.47%	9.31%	4.54%	9.93%	9.04%	6.04%	9.69%	10.43%
Jun 2022	5.64%	0.56%	6.20%	2.29%	8.49%	4.92%	9.22%	8.58%	5.76%	7.53%	9.30%
May 2022	5.25%	0.52%	5.77%	1.41%	7.18%	2.98%	7.95%	6.52%	4.47%	7.86%	8.04%
Apr 2022	5.58%	0.53%	6.10%	2.90%	9.00%	3.24%	9.70%	7.89%	6.77%	10.44%	9.91%
Mar 2022	5.75%	0.60%	6.35%	5.29%	11.65%	5.36%	12.69%	11.43%	9.76%	12.27%	12.04%
Feb 2022	5.16%	0.55%	5.71%	2.99%	8.69%	3.53%	10.00%	8.11%	6.73%	8.46%	9.05%
Jan 2022	5.07%	0.41%	5.49%	5.81%	11.30%	5.16%	11.72%	9.54%	7.85%	11.95%	13.34%
2022	5.75%	0.60%	6.35%	2.44%	8.79%	4.46%	9.52%	8.02%	6.00%	9.10%	9.86%
Dec 2021	6.10%	0.61%	6.71%	3.01%	9.73%	4.18%	11.14%	9.00%	6.94%	9.69%	10.23%
Nov 2021	5.55%	0.65%	6.20%	2.50%	8.70%	5.25%	10.23%	7.66%	5.63%	9.22%	9.09%
Oct 2021	5.09%	0.61%	5.70%	1.60%	7.30%	3.80%	8.53%	6.15%	4.78%	7.36%	7.77%
Sep 2021	4.89%	0.57%	5.47%	1.18%	6.65%	2.76%	7.65%	5.99%	4.09%	6.19%	7.40%
Aug 2021	5.05%	0.48%	5.53%	1.03%	6.56%	3.25%	7.80%	4.56%	4.67%	5.58%	7.23%
Jul 2021	4.80%	0.44%	5.25%	0.78%	6.03%	2.67%	6.89%	3.94%	4.68%	7.18%	6.48%
Jun 2021	4.54%	0.49%	5.03%	0.75%	5.78%	2.73%	6.56%	4.61%	3.89%	5.57%	6.54%
May 2021	4.33%	0.35%	4.68%	0.69%	5.36%	3.44%	5.58%	4.79%	3.76%	4.84%	6.23%
Apr 2021	4.20%	0.39%	4.60%	0.75%	5.35%	2.04%	5.54%	4.91%	4.99%	4.38%	6.05%
Mar 2021	4.47%	0.49%	4.96%	0.98%	5.95%	2.72%	5.78%	5.37%	5.23%	5.27%	7.10%
Feb 2021	4.67%	0.54%	5.21%	2.45%	7.66%	2.03%	8.38%	6.42%	5.43%	5.75%	9.26%
Jan 2021	4.90%	0.27%	5.16%	5.38%	10.54%	3.55%	11.95%	8.32%	6.74%	9.32%	12.27%
2021	4.88%	0.49%	5.38%	1.76%	7.14%	3.21%	8.00%	6.02%	5.08%	6.74%	7.99%

Year / Month	Certified absence	Self-certified absence	Non Covid-19 absence	Covid-19 absence	Total absence rate	CHWB	Mental Health	PC	Disabilities	Older People	CHO Ops
Feb 2024	5.93%	0.57%	6.50%	0.49%	6.99%	6.23%	6.59%	6.70%	6.47%	8.66%	7.10%
Jan 2024	6.63%	0.74%	7.36%	1.01%	8.37%	5.55%	8.52%	8.40%	7.24%	10.33%	4.64%
2024	6.29%	0.66%	6.95%	0.76%	7.71%	5.88%	7.60%	7.60%	6.86%	9.54%	5.80%
Dec 2023	6.48%	0.69%	7.18%	0.94%	8.12%	9.94%	8.54%	8.39%	7.10%	9.15%	4.69%
Nov 2023	5.68%	0.64%	6.31%	0.51%	6.82%	5.95%	6.61%	6.34%	6.52%	8.35%	3.61%
Oct 2023	5.81%	0.58%	6.40%	0.89%	7.29%	7.79%	7.21%	6.50%	6.79%	9.13%	4.20%
Sep 2023	5.83%	0.61%	6.44%	1.08%	7.52%	11.73%	6.63%	6.07%	7.88%	9.34%	6.64%
Aug 2023	6.17%	0.57%	6.74%	1.00%	7.74%	9.37%	6.71%	6.48%	8.43%	9.29%	4.80%
Jul 2023	5.30%	0.65%	5.95%	0.55%	6.50%	8.48%	5.77%	5.94%	6.89%	7.51%	1.85%
Jun 2023	5.72%	0.56%	6.29%	0.42%	6.70%	8.22%	5.82%	5.95%	7.71%	7.20%	0.99%
May 2023	5.56%	0.56%	6.11%	0.54%	6.65%	5.90%	5.72%	5.91%	7.23%	8.00%	2.23%
Apr 2023	5.44%	0.57%	6.01%	0.59%	6.60%	8.48%	5.76%	5.93%	7.22%	7.51%	1.85%
Mar 2023	5.93%	0.61%	6.54%	0.59%	7.13%	8.55%	6.39%	5.94%	7.65%	8.58%	4.90%
Feb 2023	5.99%	0.51%	6.49%	0.57%	7.07%	8.98%	6.84%	5.01%	7.48%	8.80%	4.92%
Jan 2023	6.64%	0.67%	7.31%	1.00%	8.30%	8.24%	8.48%	6.38%	8.30%	10.18%	6.55%
2023	5.88%	0.60%	6.48%	0.72%	7.21%	8.40%	6.71%	6.23%	7.43%	8.60%	3.97%
Dec 2022	7.05%	0.91%	7.96%	1.72%	9.68%	8.62%	9.30%	7.77%	9.88%	11.79%	7.72%
Nov 2022	5.72%	0.69%	6.40%	0.93%	7.33%	2.17%	6.96%	5.86%	7.89%	9.03%	2.86%
Oct 2022	5.85%	0.64%	6.49%	1.17%	7.66%	2.89%	7.44%	6.09%	8.35%	8.96%	1.56%
Sep 2022	5.70%	0.70%	6.40%	1.07%	7.47%	7.25%	7.38%	5.95%	8.25%	8.29%	2.21%
Aug 2022	6.03%	0.53%	6.56%	1.05%	7.60%	3.10%	6.90%	6.96%	8.67%	7.93%	1.02%
Jul 2022	6.28%	0.56%	6.84%	2.47%	9.31%	5.41%	8.12%	8.24%	9.80%	11.24%	4.49%
Jun 2022	5.64%	0.56%	6.20%	2.29%	8.49%	8.03%	7.25%	7.76%	8.62%	10.91%	1.29%
May 2022	5.25%	0.52%	5.77%	1.41%	7.18%	5.49%	6.02%	6.03%	7.88%	9.06%	1.66%
Apr 2022	5.58%	0.53%	6.10%	2.90%	9.00%	6.42%	7.19%	7.89%	9.49%	11.88%	2.03%
Mar 2022	5.75%	0.60%	6.35%	5.29%	11.65%	10.97%	10.91%	11.30%	11.57%	13.07%	
Feb 2022	5.16%	0.55%	5.71%	2.99%	8.69%	6.66%	7.69%	7.59%	9.02%	10.64%	
Jan 2022	5.07%	0.41%	5.49%	5.81%	11.30%	6.99%	9.88%	9.81%	12.28%	13.05%	
2022	5.75%	0.60%	6.35%	2.44%	8.79%	6.24%	7.92%	7.62%	9.32%	10.50%	2.91%
Dec 2021	6.10%	0.61%	6.71%	3.01%	9.73%	9.19%	9.06%	9.36%	9.23%	11.59%	
Nov 2021	5.55%	0.65%	6.20%	2.50%	8.70%	12.69%	8.40%	8.07%	8.22%	10.38%	
Oct 2021	5.09%	0.61%	5.70%	1.60%	7.30%	18.42%	7.45%	5.79%	6.68%	9.20%	
Sep 2021	4.89%	0.57%	5.47%	1.18%	6.65%	16.63%	6.59%	5.50%	5.96%	8.83%	
Aug 2021	5.05%	0.48%	5.53%	1.03%	6.56%	19.76%	6.34%	5.38%	6.41%	7.92%	
Jul 2021	4.80%	0.44%	5.25%	0.78%	6.03%	21.50%	5.63%	4.82%	5.80%	7.77%	
Jun 2021	4.54%	0.49%	5.03%	0.75%	5.78%	20.24%	4.97%	5.46%	5.26%	7.57%	
May 2021	4.33%	0.35%	4.68%	0.69%	5.36%	19.00%	4.65%	4.93%	4.84%	7.21%	
Apr 2021	4.20%	0.39%	4.60%	0.75%	5.35%	17.15%	4.13%	4.65%	5.29%	7.37%	
Mar 2021	4.47%	0.49%	4.96%	0.98%	5.95%	11.78%	4.63%	5.02%	6.38%	7.63%	
Feb 2021	4.67%	0.54%	5.21%	2.45%	7.66%	9.37%	5.28%	5.67%	8.99%	10.40%	
Jan 2021	4.90%	0.27%	5.16%	5.38%	10.54%	8.77%	9.16%	7.56%	11.27%	13.98%	
2021	4.88%	0.49%	5.38%	1.76%	7.14%	15.22%	6.35%	6.06%	7.01%	9.19%	

