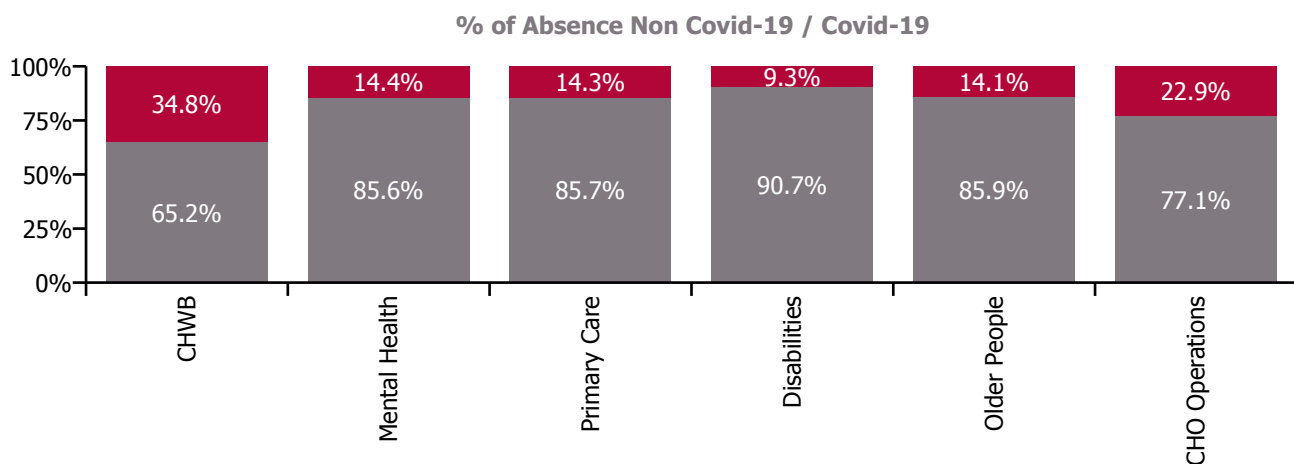
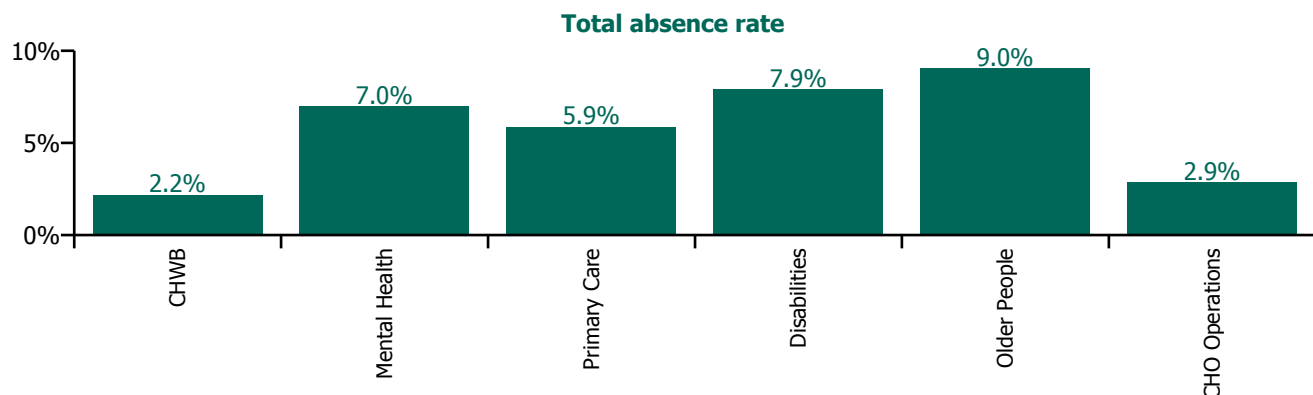


## November 2022

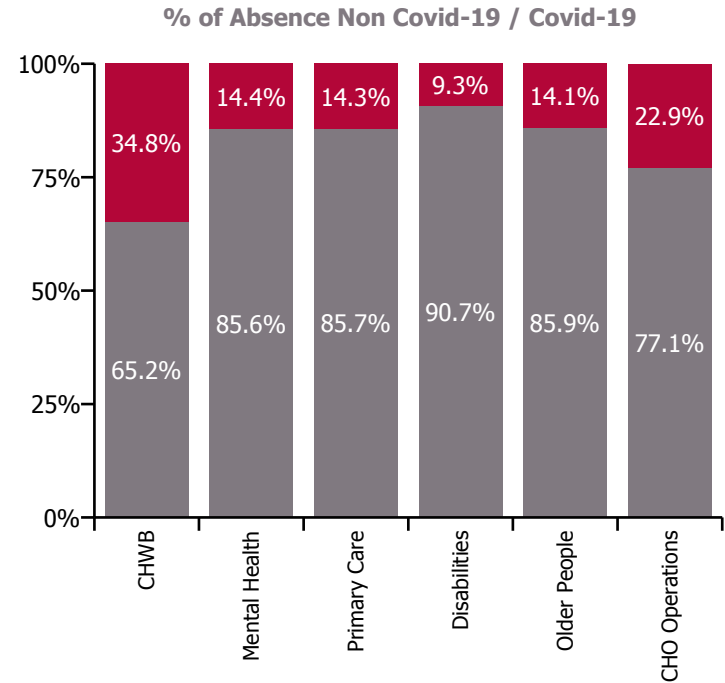
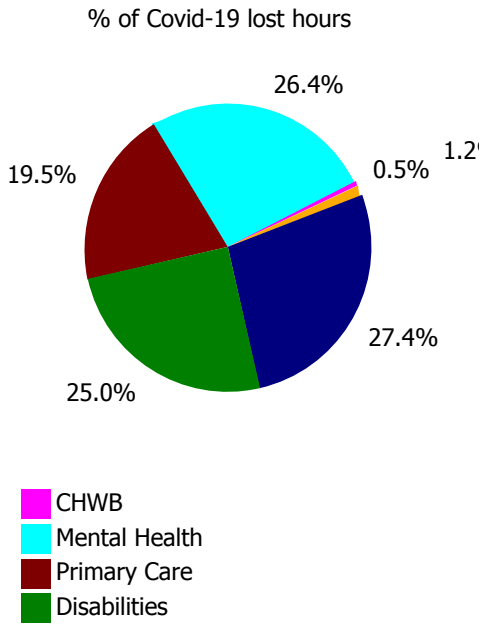
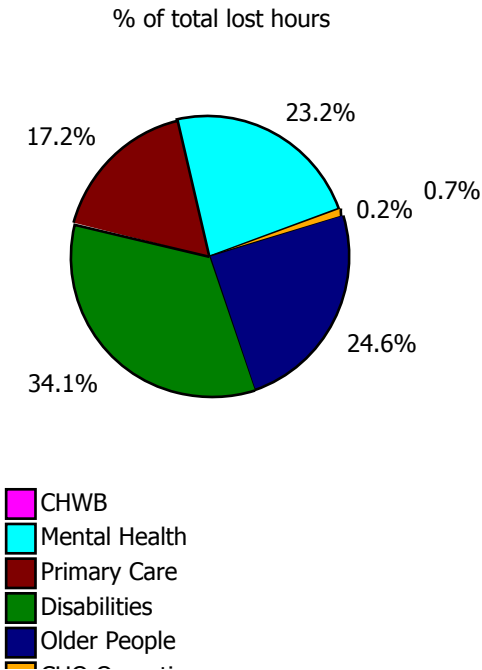
Health Service Absence Rate - by Staff Category: Nov 2022	Certified absence	Self-certified absence	Non Covid-19 absence	Covid-19 absence	Total absence rate	% Non Covid-19 absence	% Covid-19 absence
<b>CHO 5</b>	<b>5.7%</b>	<b>0.7%</b>	<b>6.4%</b>	<b>0.9%</b>	<b>7.3%</b>	<b>87.3%</b>	<b>12.7%</b>
Medical & Dental	3.6%	0.3%	3.9%	1.3%	5.1%	75.4%	24.6%
Nursing & Midwifery	6.0%	0.7%	6.7%	1.2%	7.9%	85.2%	14.8%
Health & Social Care Professionals	4.7%	0.6%	5.3%	0.9%	6.3%	85.1%	14.9%
Management & Administrative	3.6%	0.5%	4.1%	0.5%	4.6%	88.7%	11.3%
General Support	5.7%	0.5%	6.2%	1.2%	7.4%	84.2%	15.8%
Patient & Client Care	7.0%	0.9%	7.9%	0.8%	8.6%	91.1%	8.9%

Health Service Absence Rate - by Care Group: Nov 2022	Certified absence	Self-certified absence	Non Covid-19 absence	Covid-19 absence	Total absence rate	% Non Covid-19 absence	% Covid-19 absence
<b>CHO 5</b>	<b>5.7%</b>	<b>0.7%</b>	<b>6.4%</b>	<b>0.9%</b>	<b>7.3%</b>	<b>87.3%</b>	<b>12.7%</b>
Community Health & Wellbeing	0.8%	0.7%	1.4%	0.8%	2.2%	65.2%	34.8%
Mental Health	5.3%	0.6%	6.0%	1.0%	7.0%	85.6%	14.4%
Primary Care	4.4%	0.6%	5.0%	0.8%	5.9%	85.7%	14.3%
Disabilities	6.4%	0.7%	7.2%	0.7%	7.9%	90.7%	9.3%
Older People	6.9%	0.8%	7.8%	1.3%	9.0%	85.9%	14.1%
CHO Operations	2.0%	0.2%	2.2%	0.7%	2.9%	77.1%	22.9%



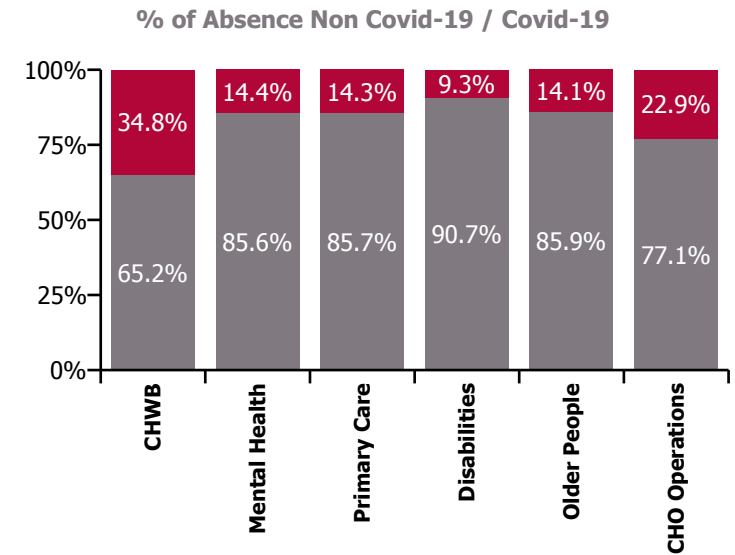
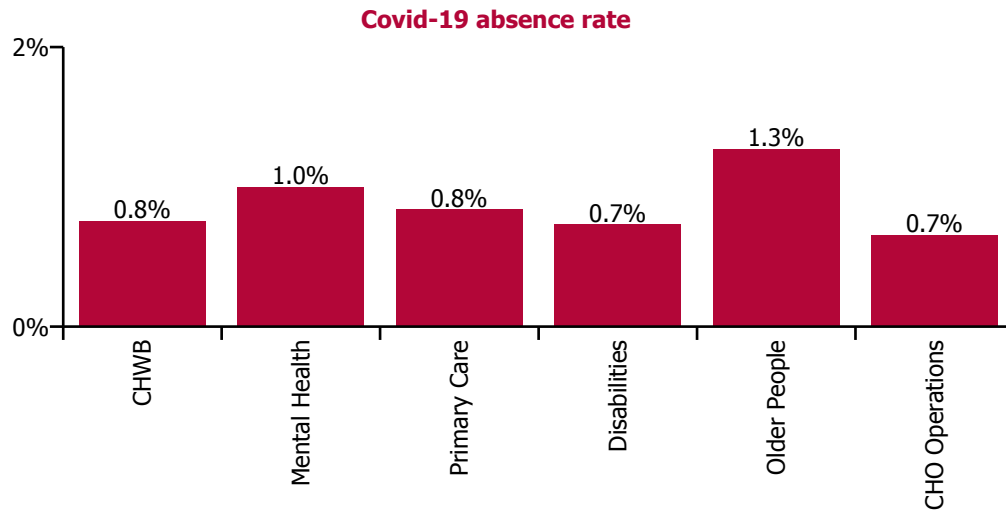
November 2022

Health Service Absence Rate - by Care Group: Nov 2022	Medical & Dental	Nursing & Midwifery	Health & Social Care Professionals	Management & Administrative	General Support	Patient & Client Care	Certified absence	Self-certified absence	Non Covid-19 absence	Covid-19 absence	Total absence rate
CHO 5	5.1%	7.9%	6.3%	4.6%	7.4%	8.6%	5.7%	0.7%	6.4%	0.9%	7.3%
Community Health & Wellbeing			0.0%	3.2%		0.9%	0.8%	0.7%	1.4%	0.8%	2.2%
Mental Health	2.8%	7.9%	5.9%	4.5%	7.2%	8.2%	5.3%	0.6%	6.0%	1.0%	7.0%
Primary Care	6.9%	5.2%	5.7%	5.0%	8.0%	8.5%	4.4%	0.6%	5.0%	0.8%	5.9%
Disabilities	9.6%	9.5%	8.0%	6.3%	12.9%	7.6%	6.4%	0.7%	7.2%	0.7%	7.9%
Older People	5.5%	9.4%	1.2%	2.2%	6.7%	11.2%	6.9%	0.8%	7.8%	1.3%	9.0%
CHO Operations		0.0%	3.1%	3.1%	0.0%		2.0%	0.2%	2.2%	0.7%	2.9%



## November 2022

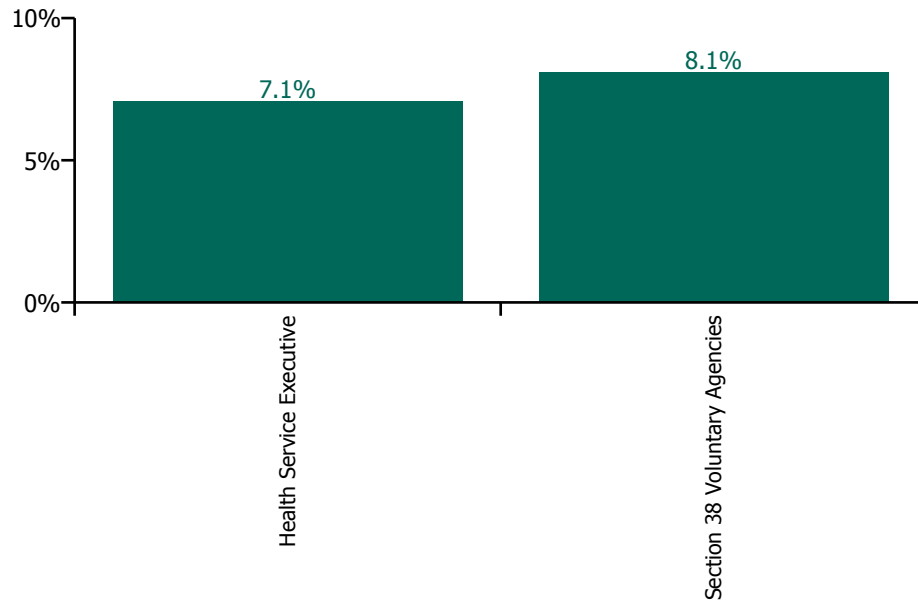
Health Service Covid-19 Absence Rate - by Staff Category & Care Group: Nov 2022	Medical & Dental	Nursing & Midwifery	Health & Social Care Professionals	Management & Administrative	General Support	Patient & Client Care	Covid-19 absence	Non Covid-19 absence	Total absence rate
<b>CHO 5</b>	<b>1.3%</b>	<b>1.2%</b>	<b>0.9%</b>	<b>4.6%</b>	<b>1.2%</b>	<b>0.8%</b>	<b>0.9%</b>	<b>6.4%</b>	<b>7.3%</b>
Community Health & Wellbeing			0.0%	3.2%		0.0%	0.8%	1.4%	2.2%
Mental Health	0.7%	1.2%	1.1%	4.5%	0.9%	0.0%	1.0%	6.0%	7.0%
Primary Care	2.0%	0.7%	0.9%	5.0%	0.6%	1.0%	0.8%	5.0%	5.9%
Disabilities	0.0%	1.4%	0.9%	6.3%	1.4%	0.5%	0.7%	7.2%	7.9%
Older People	0.0%	1.4%	0.4%	2.2%	1.9%	1.4%	1.3%	7.8%	9.0%
CHO Operations		0.0%	2.0%	3.1%	0.0%		0.7%	2.2%	2.9%



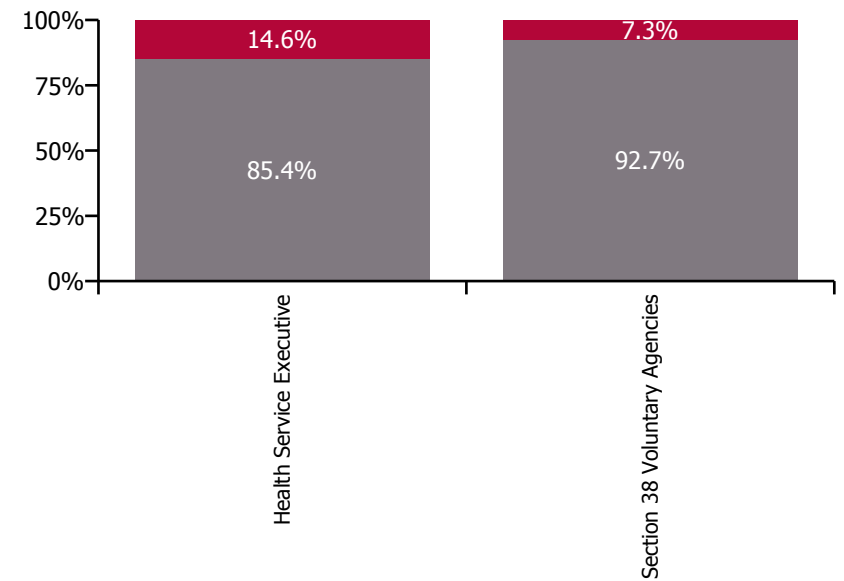
## November 2022

Health Service Absence Rate - by Care Group: Nov 2022	Medical & Dental	Nursing & Midwifery	Health & Social Care Professionals	Management & Administrative	General Support	Patient & Client Care	Certified absence	Self-certified absence	Non Covid-19 absence	Covid-19 absence	Total absence rate
<b>CHO 5</b>	<b>5.1%</b>	<b>7.9%</b>	<b>6.3%</b>	<b>4.6%</b>	<b>7.4%</b>	<b>8.6%</b>	<b>5.7%</b>	<b>0.7%</b>	<b>6.4%</b>	<b>0.9%</b>	<b>7.3%</b>
Health Service Executive	5.0%	7.6%	5.4%	4.6%	7.0%	9.8%	5.4%	0.7%	6.1%	1.0%	7.1%
Community Health & Wellbeing			0.0%	3.2%		0.9%	0.8%	0.7%	1.4%	0.8%	2.2%
Mental Health	2.8%	7.9%	5.9%	4.5%	7.2%	8.2%	5.3%	0.6%	6.0%	1.0%	7.0%
Primary Care	6.9%	5.2%	5.7%	5.0%	8.0%	8.5%	4.4%	0.6%	5.0%	0.8%	5.9%
Disabilities	0.0%	6.8%	5.4%	8.7%	0.0%	8.2%	5.4%	0.6%	6.0%	1.2%	7.2%
Older People	5.5%	9.4%	1.2%	2.2%	6.7%	11.2%	6.9%	0.8%	7.8%	1.3%	9.0%
CHO Operations		0.0%	3.1%	3.1%	0.0%		2.0%	0.2%	2.2%	0.7%	2.9%
Section 38 Voluntary Agencies	24.5%	11.4%	9.4%	4.5%	12.9%	7.5%	6.7%	0.8%	7.5%	0.6%	8.1%

Total absence rate

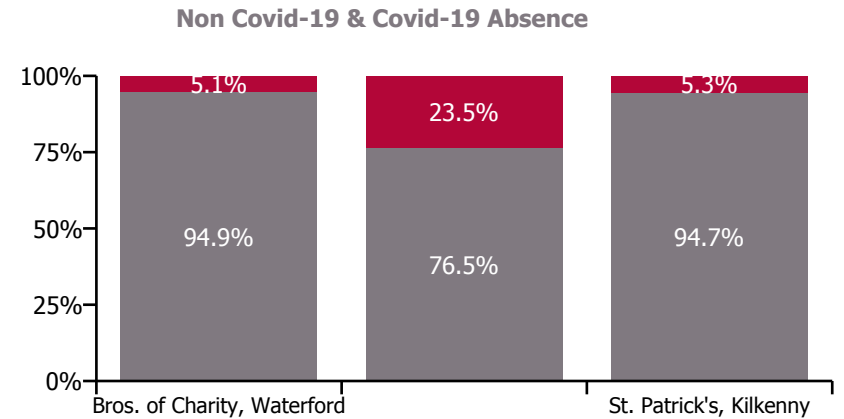
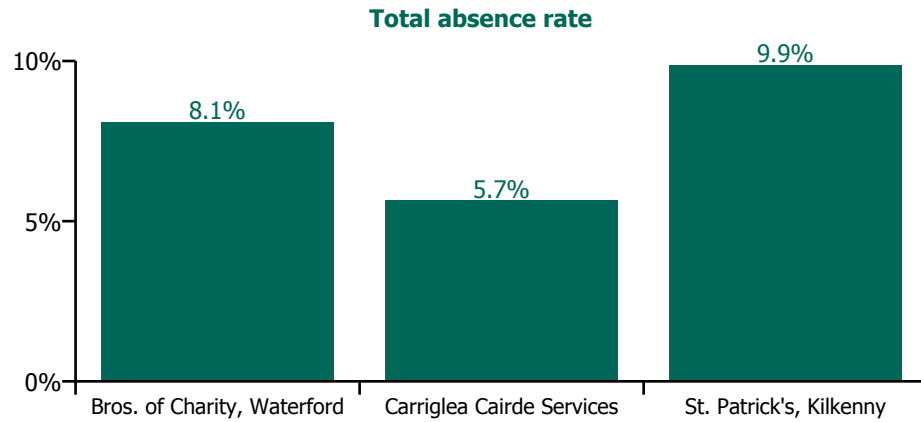


Non Covid-19 & Covid-19 Absence



## November 2022

Health Service Absence Rate - by Care Group: Nov 2022	Medical & Dental	Nursing & Midwifery	Health & Social Care Professionals	Management & Administrative	General Support	Patient & Client Care	Certified absence	Self-certified absence	Non Covid-19 absence	Covid-19 absence	Total absence rate
<b>CHO 5</b>	<b>24.5%</b>	<b>11.4%</b>	<b>9.4%</b>	<b>4.5%</b>	<b>12.9%</b>	<b>7.5%</b>	<b>6.7%</b>	<b>0.8%</b>	<b>7.5%</b>	<b>0.6%</b>	<b>8.1%</b>
<b>Section 38 Voluntary Agencies</b>	<b>24.5%</b>	<b>11.4%</b>	<b>9.4%</b>	<b>4.5%</b>	<b>12.9%</b>	<b>7.5%</b>	<b>6.7%</b>	<b>0.8%</b>	<b>7.5%</b>	<b>0.6%</b>	<b>8.1%</b>
Bros. of Charity, Waterford	24.5%	13.1%	8.2%	5.4%	16.4%	7.5%	6.8%	0.9%	7.7%	0.4%	8.1%
Carriglea Cairde Services		6.3%	7.2%	3.8%	3.5%	5.4%	4.1%	0.2%	4.3%	1.3%	5.7%
St. Patrick's, Kilkenny		12.9%	15.3%	2.7%	23.4%	8.9%	8.6%	0.8%	9.3%	0.5%	9.9%



## CHO 5 by Staff Category

Year/ month	Medical & Dental	Nursing & Midwifery	Health & Social Care Professionals	Management & Administrative	General Support	Patient & Client Care	Certified absence	Self-certified absence	Non Covid-19 absence	Covid-19 absence	Total absence rate
<b>2022</b>	<b>4.3%</b>	<b>9.5%</b>	<b>8.0%</b>	<b>5.9%</b>	<b>9.1%</b>	<b>9.7%</b>	<b>5.6%</b>	<b>0.6%</b>	<b>6.2%</b>	<b>2.5%</b>	<b>8.7%</b>
Nov 2022	5.1%	7.9%	6.3%	4.6%	7.4%	8.6%	5.7%	0.7%	6.4%	0.9%	7.3%
Oct 2022	5.0%	8.3%	6.8%	4.4%	7.7%	8.9%	5.9%	0.6%	6.5%	1.2%	7.7%
Sep 2022	3.4%	8.4%	6.9%	3.8%	8.7%	8.5%	5.7%	0.7%	6.4%	1.1%	7.5%
Aug 2022	3.8%	8.3%	7.2%	4.7%	7.9%	8.6%	6.0%	0.5%	6.6%	1.0%	7.6%
Jul 2022	4.5%	9.9%	9.0%	6.0%	9.7%	10.4%	6.3%	0.6%	6.8%	2.5%	9.3%
Jun 2022	4.9%	9.2%	8.6%	5.8%	7.5%	9.3%	5.6%	0.6%	6.2%	2.3%	8.5%
May 2022	3.0%	7.9%	6.5%	4.5%	7.9%	8.0%	5.3%	0.5%	5.8%	1.4%	7.2%
Apr 2022	3.2%	9.7%	7.9%	6.8%	10.4%	9.9%	5.6%	0.5%	6.1%	2.9%	9.0%
Mar 2022	5.4%	12.7%	11.4%	9.8%	12.3%	12.0%	5.7%	0.6%	6.4%	5.3%	11.6%
Feb 2022	3.5%	10.0%	8.1%	6.7%	8.5%	9.0%	5.2%	0.5%	5.7%	3.0%	8.7%
Jan 2022	5.2%	11.7%	9.5%	7.8%	11.9%	13.3%	5.1%	0.4%	5.5%	5.8%	11.3%
<b>2021</b>	<b>3.2%</b>	<b>8.0%</b>	<b>6.0%</b>	<b>5.1%</b>	<b>6.7%</b>	<b>8.0%</b>	<b>4.9%</b>	<b>0.5%</b>	<b>5.4%</b>	<b>1.8%</b>	<b>7.1%</b>
Dec 2021	4.2%	11.1%	9.0%	6.9%	9.7%	10.2%	6.1%	0.6%	6.7%	3.0%	9.7%
Nov 2021	5.2%	10.2%	7.7%	5.6%	9.2%	9.1%	5.5%	0.7%	6.2%	2.5%	8.7%
Oct 2021	3.8%	8.5%	6.1%	4.8%	7.4%	7.8%	5.1%	0.6%	5.7%	1.6%	7.3%
Sep 2021	2.8%	7.6%	6.0%	4.1%	6.2%	7.4%	4.9%	0.6%	5.5%	1.2%	6.7%
Aug 2021	3.2%	7.8%	4.6%	4.7%	5.6%	7.2%	5.0%	0.5%	5.5%	1.0%	6.6%
Jul 2021	2.7%	6.9%	3.9%	4.7%	7.2%	6.5%	4.6%	0.4%	5.0%	0.9%	5.9%
Jun 2021	2.7%	6.6%	4.6%	3.9%	5.6%	6.5%	4.5%	0.5%	5.0%	0.8%	5.8%
May 2021	3.4%	5.6%	4.8%	3.8%	4.8%	6.2%	4.3%	0.3%	4.7%	0.7%	5.4%
Apr 2021	2.0%	5.5%	4.9%	5.0%	4.4%	6.1%	4.2%	0.4%	4.6%	0.7%	5.3%
Mar 2021	2.7%	5.8%	5.4%	5.2%	5.3%	7.1%	4.5%	0.5%	5.0%	1.0%	5.9%
Feb 2021	2.0%	8.4%	6.4%	5.4%	5.8%	9.3%	4.7%	0.5%	5.2%	2.4%	7.7%
Jan 2021	3.5%	11.9%	8.3%	6.7%	9.3%	12.3%	4.9%	0.3%	5.2%	5.4%	10.5%
<b>2020</b>	<b>3.9%</b>	<b>6.8%</b>	<b>5.2%</b>	<b>5.3%</b>	<b>6.9%</b>	<b>6.8%</b>	<b>4.8%</b>	<b>0.4%</b>	<b>5.2%</b>	<b>1.1%</b>	<b>6.3%</b>

Dec 2020	2.6%	8.0%	5.3%	6.3%	6.0%	7.9%	5.2%	0.4%	5.7%	1.4%	7.1%
Nov 2020	3.9%	6.3%	4.5%	5.0%	6.0%	6.3%	4.6%	0.4%	5.0%	0.8%	5.8%
Oct 2020	4.9%	7.2%	4.7%	4.5%	5.3%	6.9%	4.8%	0.4%	5.1%	1.1%	6.2%
Sep 2020	4.8%	6.9%	4.1%	4.4%	5.7%	5.0%	4.1%	0.3%	4.4%	1.0%	5.4%
Aug 2020	4.9%	6.2%	4.4%	5.2%	5.8%	6.4%	4.9%	0.3%	5.2%	0.6%	5.8%
Jul 2020	3.0%	5.8%	4.7%	5.0%	6.3%	6.3%	4.6%	0.5%	5.1%	0.6%	5.6%
Jun 2020	2.4%	6.4%	3.6%	4.2%	7.0%	5.4%	4.0%	0.3%	4.4%	1.0%	5.4%
May 2020	3.3%	7.1%	4.4%	5.5%	8.7%	6.9%	4.2%	0.2%	4.4%	2.1%	6.5%
Apr 2020	7.7%	8.9%	8.4%	7.2%	8.6%	10.1%	5.1%	0.2%	5.3%	3.7%	8.9%
Mar 2020	2.9%	7.3%	6.6%	6.1%	7.1%	7.7%	5.3%	0.4%	5.7%	1.3%	7.0%
Feb 2020	3.2%	4.9%	5.5%	4.4%	7.8%	6.3%	5.0%	0.5%	5.5%		5.5%
Jan 2020	3.2%	6.3%	5.5%	5.6%	8.2%	7.0%	5.7%	0.7%	6.3%		6.3%
<b>2019</b>	<b>2.9%</b>	<b>5.6%</b>	<b>5.0%</b>	<b>4.6%</b>	<b>6.0%</b>	<b>5.6%</b>	<b>4.8%</b>	<b>0.5%</b>	<b>5.4%</b>		<b>5.4%</b>
Dec 2019	5.0%	6.5%	5.7%	6.7%	7.9%	6.9%	5.8%	0.8%	6.6%		6.6%
Nov 2019	3.8%	6.0%	4.4%	3.9%	6.0%	6.3%	5.0%	0.6%	5.6%		5.6%
Oct 2019	3.0%	6.0%	4.2%	4.1%	6.0%	6.0%	4.9%	0.6%	5.4%		5.4%
Sep 2019	3.3%	5.7%	5.3%	4.3%	5.8%	5.5%	4.9%	0.5%	5.4%		5.4%
Aug 2019	2.3%	5.7%	5.4%	4.5%	5.5%	5.4%	4.8%	0.4%	5.3%		5.3%
Jul 2019	2.5%	4.9%	5.4%	4.4%	6.4%	4.8%	4.5%	0.4%	4.9%		4.9%
Jun 2019	2.9%	4.8%	6.1%	4.6%	6.1%	4.9%	4.6%	0.5%	5.0%		5.0%
May 2019	2.6%	5.5%	5.8%	4.9%	5.4%	5.1%	4.7%	0.5%	5.2%		5.2%
Apr 2019	3.1%	5.4%	4.7%	4.6%	5.1%	5.8%	4.7%	0.5%	5.2%		5.2%
Mar 2019	1.0%	5.3%	4.5%	4.9%	4.5%	5.2%	4.5%	0.5%	4.9%		4.9%
Feb 2019	2.8%	5.8%	4.4%	4.3%	6.5%	5.4%	4.6%	0.6%	5.3%		5.3%
Jan 2019	2.8%	5.5%	4.7%	4.7%	7.3%	6.1%	4.9%	0.6%	5.5%		5.5%

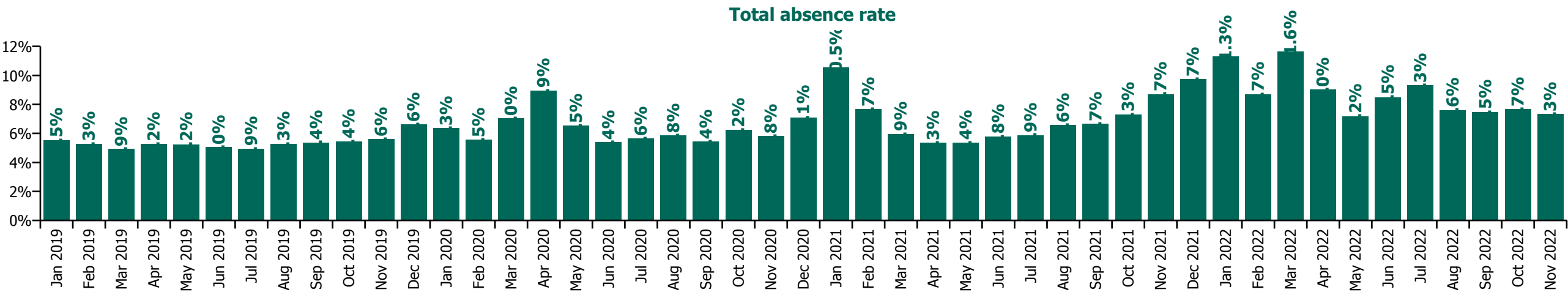
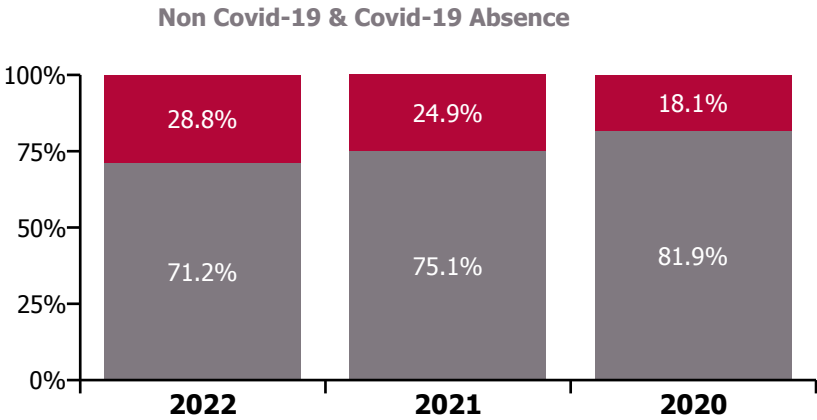
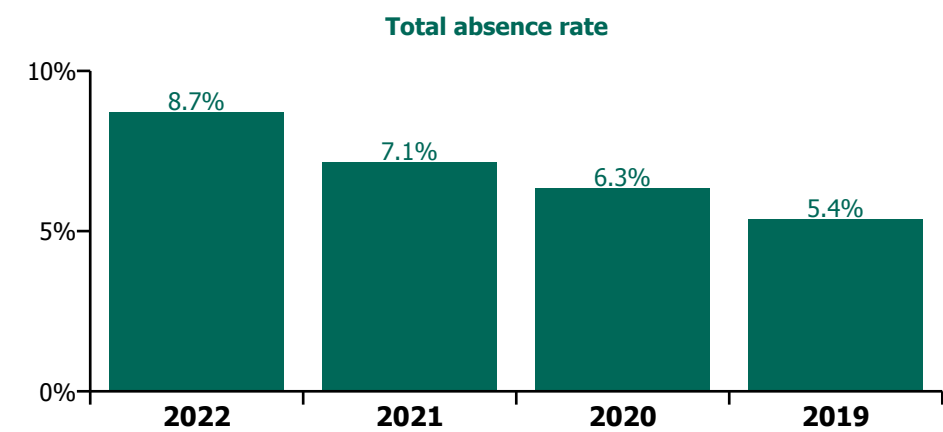
CHO 5 by Care Group

Year/ month	CHWB	Mental Health	Primary Care	Disabilities	Older People	CHO Operations	Health Service Executive	Disabilities	Section 38 Voluntary Agencies	Certified absence	Self-certified absence	Non Covid-19 absence	Covid-19 absence	Total absence rate
2022	6.0%	7.8%	7.6%	9.3%	10.4%	2.1%	8.5%	9.3%	9.3%	5.6%	0.6%	6.2%	2.5%	8.7%
Nov 2022	2.2%	7.0%	5.9%	7.2%	9.0%	2.9%	7.1%	8.1%	8.1%	5.7%	0.7%	6.4%	0.9%	7.3%
Oct 2022	2.9%	7.4%	6.1%	6.3%	9.0%	1.6%	7.2%	9.0%	9.0%	5.9%	0.6%	6.5%	1.2%	7.7%
Sep 2022	7.3%	7.4%	5.9%	6.5%	8.3%	2.2%	7.0%	8.8%	8.8%	5.7%	0.7%	6.4%	1.1%	7.5%
Aug 2022	3.1%	6.9%	7.0%	7.1%	7.9%	1.0%	7.1%	9.2%	9.2%	6.0%	0.5%	6.6%	1.0%	7.6%
Jul 2022	5.4%	8.1%	8.2%	10.4%	11.2%	4.5%	9.2%	9.6%	9.6%	6.3%	0.6%	6.8%	2.5%	9.3%
Jun 2022	8.0%	7.3%	7.8%	9.5%	10.9%	1.3%	8.5%	8.4%	8.4%	5.6%	0.6%	6.2%	2.3%	8.5%
May 2022	5.5%	6.0%	6.0%	7.8%	9.1%	1.7%	7.0%	7.9%	7.9%	5.3%	0.5%	5.8%	1.4%	7.2%
Apr 2022	6.4%	7.2%	7.9%	10.2%	11.9%	2.0%	8.9%	9.3%	9.3%	5.6%	0.5%	6.1%	2.9%	9.0%
Mar 2022	11.0%	10.9%	11.3%	14.0%	13.1%		11.9%	10.8%	10.8%	5.7%	0.6%	6.4%	5.3%	11.6%
Feb 2022	6.7%	7.7%	7.6%	9.9%	10.6%		8.7%	8.8%	8.8%	5.2%	0.5%	5.7%	3.0%	8.7%
Jan 2022	7.0%	9.9%	9.8%	13.0%	13.1%		11.0%	12.1%	12.1%	5.1%	0.4%	5.5%	5.8%	11.3%
2021	15.2%	6.3%	6.1%	7.3%	9.2%		7.2%	6.9%	6.9%	4.9%	0.5%	5.4%	1.8%	7.1%
Dec 2021	9.2%	9.1%	9.4%	11.6%	11.6%		10.1%	8.5%	8.5%	6.1%	0.6%	6.7%	3.0%	9.7%
Nov 2021	12.7%	8.4%	8.1%	8.9%	10.4%		8.9%	8.0%	8.0%	5.5%	0.7%	6.2%	2.5%	8.7%
Oct 2021	18.4%	7.5%	5.8%	7.5%	9.2%		7.5%	6.4%	6.4%	5.1%	0.6%	5.7%	1.6%	7.3%
Sep 2021	16.6%	6.6%	5.5%	6.2%	8.8%		6.9%	5.9%	5.9%	4.9%	0.6%	5.5%	1.2%	6.7%
Aug 2021	19.8%	6.3%	5.4%	6.6%	7.9%		6.6%	6.4%	6.4%	5.0%	0.5%	5.5%	1.0%	6.6%
Jul 2021	21.5%	5.6%	4.8%	5.0%	7.8%		6.0%	5.2%	5.2%	4.6%	0.4%	5.0%	0.9%	5.9%
Jun 2021	20.2%	5.0%	5.5%	5.9%	7.6%		6.0%	5.0%	5.0%	4.5%	0.5%	5.0%	0.8%	5.8%
May 2021	19.0%	4.6%	4.9%	4.0%	7.2%		5.4%	5.1%	5.1%	4.3%	0.3%	4.7%	0.7%	5.4%
Apr 2021	17.2%	4.1%	4.6%	4.9%	7.4%		5.3%	5.4%	5.4%	4.2%	0.4%	4.6%	0.7%	5.3%
Mar 2021	11.8%	4.6%	5.0%	4.7%	7.6%		5.6%	6.9%	6.9%	4.5%	0.5%	5.0%	1.0%	5.9%
Feb 2021	9.4%	5.3%	5.7%	7.4%	10.4%		7.0%	9.5%	9.5%	4.7%	0.5%	5.2%	2.4%	7.7%
Jan 2021	8.8%	9.2%	7.6%	14.9%	14.0%		10.7%	10.1%	10.1%	4.9%	0.3%	5.2%	5.4%	10.5%
2020	9.2%	5.8%	5.2%	7.1%	7.5%		6.3%	6.4%	6.4%	4.8%	0.4%	5.2%	1.1%	6.3%
Dec 2020	10.3%	5.9%	5.1%	8.2%	10.4%		7.2%	6.5%	6.5%	5.2%	0.4%	5.7%	1.4%	7.1%
Nov 2020	8.8%	5.5%	4.7%	6.3%	7.7%		6.0%	5.3%	5.3%	4.6%	0.4%	5.0%	0.8%	5.8%
Oct 2020	8.5%	6.0%	5.4%	5.9%	7.8%		6.4%	5.7%	5.7%	4.8%	0.4%	5.1%	1.1%	6.2%
Sep 2020	3.1%	5.8%	4.8%	5.1%	5.2%		5.2%	5.9%	5.9%	4.1%	0.3%	4.4%	1.0%	5.4%
Aug 2020		5.3%	5.1%	6.7%	7.4%		6.1%	5.3%	5.3%	4.9%	0.3%	5.2%	0.6%	5.8%
Jul 2020		4.4%	5.4%	8.2%	6.3%		5.6%	5.8%	5.8%	4.6%	0.5%	5.1%	0.6%	5.6%
Jun 2020		5.0%	4.3%	6.4%	6.8%		5.5%	5.1%	5.1%	4.0%	0.3%	4.4%	1.0%	5.4%
May 2020		6.6%	4.6%	5.7%	7.5%		6.3%	7.3%	7.3%	4.2%	0.2%	4.4%	2.1%	6.5%
Apr 2020	17.8%	7.7%	7.5%	9.4%	9.8%		8.5%	10.4%	10.4%	5.1%	0.2%	5.3%	3.7%	8.9%
Mar 2020	17.0%	6.0%	6.6%	7.2%	7.5%		6.8%	7.8%	7.8%	5.3%	0.4%	5.7%	1.3%	7.0%
Feb 2020	10.1%	4.8%	4.8%	7.7%	6.3%		5.5%	5.6%	5.6%	5.0%	0.5%	5.5%		5.5%
Jan 2020		6.2%	4.6%	8.5%	7.4%		6.3%	6.4%	6.4%	5.7%	0.7%	6.3%		6.3%
2019		5.3%	5.1%	6.5%	5.7%		5.5%	5.1%	5.1%	4.8%	0.5%	5.4%		5.4%
Dec 2019		6.4%	5.9%	8.8%	6.8%		6.6%	6.5%	6.5%	5.8%	0.8%	6.6%		6.6%
Nov 2019		4.6%	5.1%	8.3%	6.1%		5.5%	5.8%	5.8%	5.0%	0.6%	5.6%		5.6%
Oct 2019		5.0%	4.4%	7.0%	6.8%		5.6%	5.1%	5.1%	4.9%	0.6%	5.4%		5.4%



CHO 5 by Care Group

Year/ month	CHWB	Mental Health	Primary Care	Disabilities	Older People	CHO Operations	Health Service Executive	Disabilities	Section 38 Voluntary Agencies	Certified absence	Self-certified absence	Non Covid-19 absence	Covid-19 absence	Total absence rate
Sep 2019		5.4%	4.8%	6.9%	5.8%		5.5%	5.1%	5.1%	4.9%	0.5%	5.4%		5.4%
Aug 2019		5.4%	5.4%	6.2%	5.5%		5.5%	4.7%	4.7%	4.8%	0.4%	5.3%		5.3%
Jul 2019		5.0%	5.3%	4.6%	4.5%		4.9%	5.0%	5.0%	4.5%	0.4%	4.9%		4.9%
Jun 2019		4.7%	5.7%	4.8%	5.2%		5.1%	4.7%	4.7%	4.6%	0.5%	5.0%		5.0%
May 2019		4.9%	5.4%	5.8%	5.5%		5.3%	5.1%	5.1%	4.7%	0.5%	5.2%		5.2%
Apr 2019		4.9%	4.6%	6.5%	5.8%		5.2%	5.3%	5.3%	4.7%	0.5%	5.2%		5.2%
Mar 2019		5.3%	4.7%	5.5%	5.1%		5.1%	4.4%	4.4%	4.5%	0.5%	4.9%		4.9%
Feb 2019		5.6%	5.3%	6.2%	5.4%		5.5%	4.6%	4.6%	4.6%	0.6%	5.3%		5.3%
Jan 2019		6.0%	5.1%	7.0%	5.9%		5.8%	4.7%	4.7%	4.9%	0.6%	5.5%		5.5%



CHO 5 Section 38's

Year/ month	Bros. of Charity, Waterford	Carriglea Cairde Services	St. Patrick's, Kilkenny	Section 38 Voluntary Agencies	Certified absence	Self- certified absence	Non Covid-19 absence	Covid-19 absence	Total absence rate
2022	9.6%	7.0%	10.1%	9.3%	6.0%	0.6%	6.6%	2.7%	9.3%
Nov 2022	8.1%	5.7%	9.9%	8.1%	6.7%	0.8%	7.5%	0.6%	8.1%
Oct 2022	9.2%	5.8%	10.8%	9.0%	7.3%	0.6%	7.9%	1.1%	9.0%
Sep 2022	9.8%	3.8%	9.7%	8.8%	7.1%	0.9%	8.0%	0.8%	8.8%
Aug 2022	9.9%	4.5%	10.3%	9.2%	7.5%	0.5%	8.0%	1.2%	9.2%
Jul 2022	9.7%	6.0%	11.9%	9.6%	6.5%	0.7%	7.2%	2.4%	9.6%
Jun 2022	8.6%	7.4%	8.7%	8.4%	5.7%	0.7%	6.4%	2.0%	8.4%
May 2022	8.3%	7.1%	7.5%	7.9%	5.7%	0.6%	6.2%	1.7%	7.9%
Apr 2022	9.3%	9.9%	8.8%	9.3%	5.2%	0.6%	5.9%	3.4%	9.3%
Mar 2022	11.2%	9.3%	10.9%	10.8%	4.9%	0.7%	5.6%	5.2%	10.8%
Feb 2022	9.4%	6.5%	8.7%	8.8%	4.8%	0.5%	5.3%	3.5%	8.8%
Jan 2022	11.5%	11.1%	14.3%	12.1%	4.4%	0.5%	4.9%	7.2%	12.1%
2021	7.0%	4.7%	8.7%	6.9%	4.2%	0.5%	4.7%	2.2%	6.9%
Dec 2021	9.3%	7.5%	7.8%	8.5%	4.5%	0.8%	5.3%	3.2%	8.5%
Nov 2021	7.8%	5.8%	10.0%	8.0%	4.5%	0.5%	5.0%	3.0%	8.0%
Oct 2021	6.4%	6.2%		6.4%	3.7%	0.7%	4.5%	1.9%	6.4%
Sep 2021	5.6%	4.4%	7.7%	5.9%	4.1%	0.5%	4.5%	1.4%	5.9%
Aug 2021	7.2%	3.0%	7.5%	6.4%	4.3%	0.5%	4.8%	1.5%	6.4%
Jul 2021	5.4%	4.6%		5.2%	3.3%	0.5%	3.8%	1.4%	5.2%
Jun 2021	4.9%	2.7%	6.8%	5.0%	3.9%	0.5%	4.4%	0.6%	5.0%
May 2021	5.1%	2.8%	6.6%	5.1%	3.9%	0.3%	4.2%	1.0%	5.1%
Apr 2021	5.7%	3.3%	6.2%	5.4%	3.8%	0.3%	4.2%	1.2%	5.4%
Mar 2021	8.1%	4.2%	6.7%	6.9%	4.5%	0.8%	5.3%	1.6%	6.9%
Feb 2021	8.6%	6.0%	14.8%	9.5%	4.9%	0.5%	5.4%	4.1%	9.5%
Jan 2021	9.6%	5.1%	14.8%	10.1%	4.7%	0.3%	5.0%	5.2%	10.1%
2020	6.7%	5.3%	6.6%	6.4%	4.8%	0.4%	5.3%	1.1%	6.4%
Dec 2020	7.4%	2.4%	7.6%	6.5%	4.5%	0.5%	5.0%	1.6%	6.5%
Nov 2020	5.8%	2.5%	6.0%	5.3%	4.1%	0.5%	4.5%	0.7%	5.3%
Oct 2020	5.8%	2.7%	7.8%	5.7%	4.0%	0.4%	4.4%	1.3%	5.7%
Sep 2020	5.8%	4.8%	6.9%	5.9%	4.5%	0.3%	4.8%	1.1%	5.9%
Aug 2020	5.1%	4.6%	6.3%	5.3%	4.7%	0.3%	4.9%	0.3%	5.3%
Jul 2020	5.7%	5.6%	6.1%	5.8%	4.6%	1.0%	5.6%	0.2%	5.8%
Jun 2020	5.0%	4.3%	5.9%	5.1%	4.4%	0.3%	4.7%	0.4%	5.1%
May 2020	8.4%	6.2%	5.5%	7.3%	4.9%	0.2%	5.1%	2.2%	7.3%
Apr 2020	11.2%	11.7%	7.6%	10.4%	6.2%	0.4%	6.6%	3.9%	10.4%
Mar 2020	8.2%	9.3%	5.8%	7.8%	5.1%	0.5%	5.6%	2.2%	7.8%
Feb 2020	5.7%	5.0%	6.1%	5.6%	5.2%	0.5%	5.6%		5.6%
Jan 2020	6.3%	5.1%	7.6%	6.4%	5.8%	0.6%	6.4%		6.4%
2019	5.0%	4.0%	6.2%	5.1%	4.5%	0.6%	5.1%		5.1%
Dec 2019	6.8%	4.2%	7.8%	6.5%	5.5%	1.1%	6.5%		6.5%
Nov 2019	5.7%	5.3%	6.4%	5.8%	5.2%	0.6%	5.8%		5.8%
Oct 2019	5.1%	4.4%	5.4%	5.1%	4.6%	0.5%	5.1%		5.1%
Sep 2019	4.5%	4.3%	7.2%	5.1%	4.5%	0.6%	5.1%		5.1%
Aug 2019	4.3%	4.0%	6.7%	4.7%	4.4%	0.4%	4.7%		4.7%
Jul 2019	4.4%	3.7%	7.3%	5.0%	4.6%	0.5%	5.0%		5.0%
Jun 2019	4.3%	3.6%	6.6%	4.7%	4.3%	0.4%	4.7%		4.7%
May 2019	4.8%	4.1%	6.4%	5.1%	4.4%	0.7%	5.1%		5.1%
Apr 2019	5.8%	3.9%	5.1%	5.3%	4.7%	0.6%	5.3%		5.3%
Mar 2019	4.7%	4.0%	4.3%	4.4%	3.9%	0.5%	4.4%		4.4%
Feb 2019	5.0%	2.3%	5.3%	4.6%	3.8%	0.8%	4.6%		4.6%
Jan 2019	4.3%	4.2%	5.8%	4.7%	4.0%	0.7%	4.7%		4.7%

