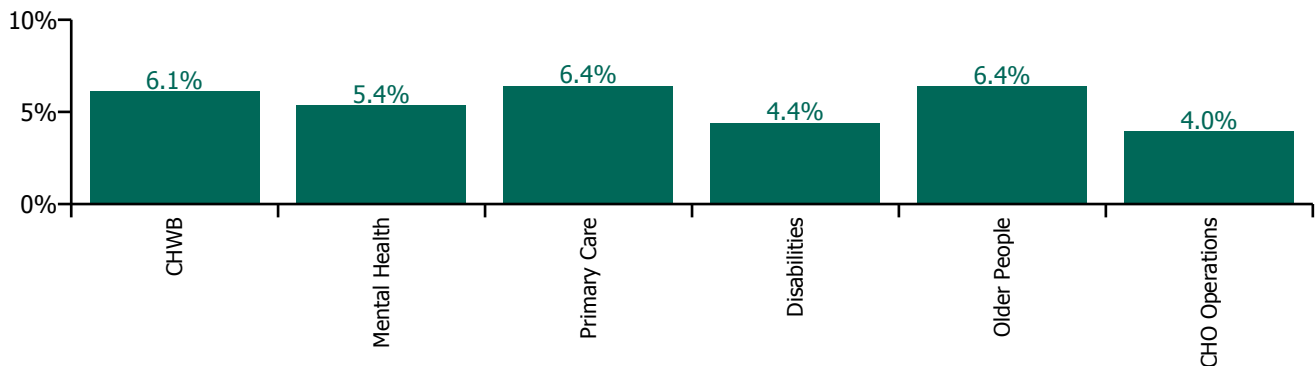


## August 2022

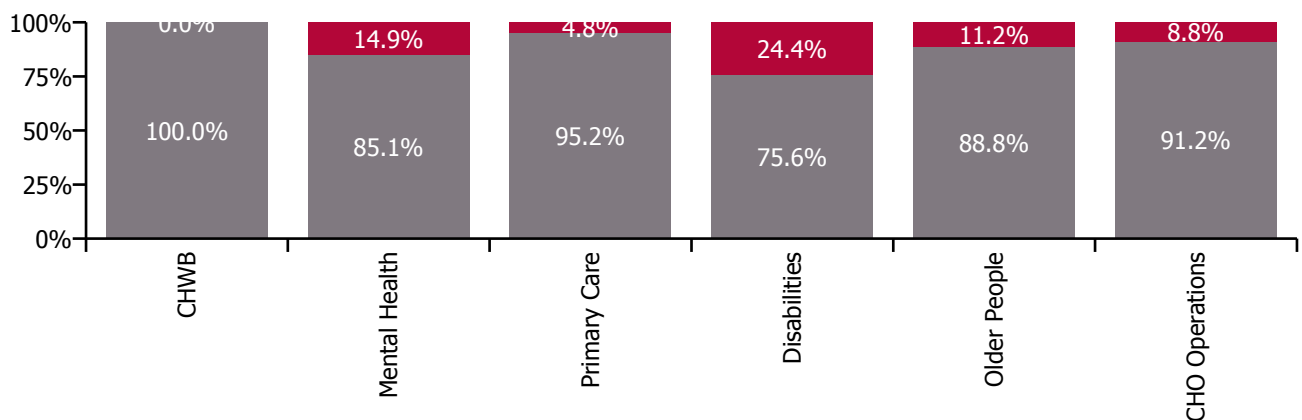
Health Service Absence Rate - by Staff Category: Aug 2022	Certified absence	Self-certified absence	Non Covid-19 absence	Covid-19 absence	Total absence rate	% Non Covid-19 absence	% Covid-19 absence
<b>CHO 6</b>	<b>4.3%</b>	<b>0.4%</b>	<b>4.7%</b>	<b>0.8%</b>	<b>5.4%</b>	<b>85.8%</b>	<b>14.2%</b>
Medical & Dental	3.0%	0.1%	3.2%	0.7%	3.9%	81.4%	18.6%
Nursing & Midwifery	5.3%	0.4%	5.7%	1.0%	6.7%	85.3%	14.7%
Health & Social Care Professionals	3.2%	0.3%	3.5%	0.8%	4.4%	81.1%	18.9%
Management & Administrative	4.2%	0.3%	4.5%	0.3%	4.8%	94.6%	5.4%
General Support	5.6%	0.2%	5.9%	0.7%	6.6%	89.5%	10.5%
Patient & Client Care	4.3%	0.5%	4.8%	0.8%	5.6%	85.8%	14.2%

Health Service Absence Rate - by Care Group: Aug 2022	Certified absence	Self-certified absence	Non Covid-19 absence	Covid-19 absence	Total absence rate	% Non Covid-19 absence	% Covid-19 absence
<b>CHO 6</b>	<b>4.3%</b>	<b>0.4%</b>	<b>4.7%</b>	<b>0.8%</b>	<b>5.4%</b>	<b>85.8%</b>	<b>14.2%</b>
Community Health & Wellbeing	6.1%	0.0%	6.1%	0.0%	6.1%	100.0%	0.0%
Mental Health	4.2%	0.4%	4.6%	0.8%	5.4%	85.1%	14.9%
Primary Care	5.9%	0.2%	6.1%	0.3%	6.4%	95.2%	4.8%
Disabilities	3.0%	0.4%	3.3%	1.1%	4.4%	75.6%	24.4%
Older People	5.1%	0.5%	5.7%	0.7%	6.4%	88.8%	11.2%
CHO Operations	3.4%	0.2%	3.6%	0.3%	4.0%	91.2%	8.8%

**Total absence rate**



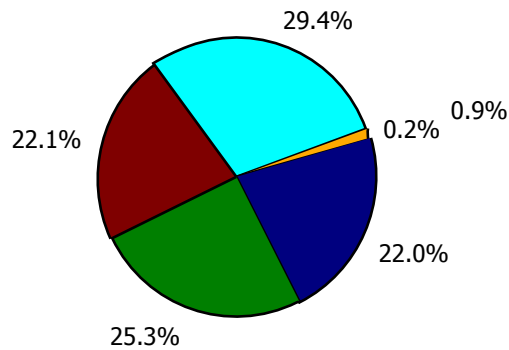
**% of Absence Non Covid-19 / Covid-19**



## August 2022

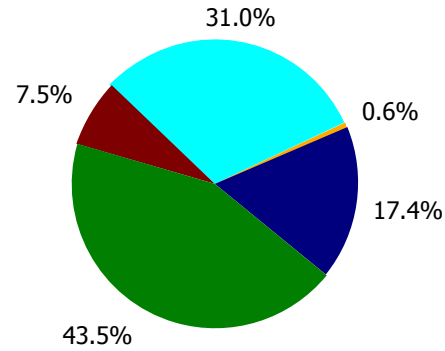
Health Service Absence Rate - by Care Group: Aug 2022	Medical & Dental	Nursing & Midwifery	Health & Social Care Professionals	Management & Administrative	General Support	Patient & Client Care	Certified absence	Self-certified absence	Non Covid-19 absence	Covid-19 absence	Total absence rate
<b>CHO 6</b>	<b>3.9%</b>	<b>6.7%</b>	<b>4.4%</b>	<b>4.8%</b>	<b>6.6%</b>	<b>5.6%</b>	<b>4.3%</b>	<b>0.4%</b>	<b>4.7%</b>	<b>0.8%</b>	<b>5.4%</b>
Community Health & Wellbeing				4.3%		18.2%	6.1%	0.0%	6.1%	0.0%	6.1%
Mental Health	1.8%	7.3%	4.2%	4.5%	6.5%	5.1%	4.2%	0.4%	4.6%	0.8%	5.4%
Primary Care	4.6%	10.5%	5.4%	6.4%	6.8%	1.2%	5.9%	0.2%	6.1%	0.3%	6.4%
Disabilities	0.0%	3.4%	4.4%	3.8%	4.4%	5.0%	3.0%	0.4%	3.3%	1.1%	4.4%
Older People	16.5%	5.5%	1.9%	2.5%	7.2%	8.3%	5.1%	0.5%	5.7%	0.7%	6.4%
CHO Operations		0.0%	2.2%	4.2%			3.4%	0.2%	3.6%	0.3%	4.0%

% of total lost hours



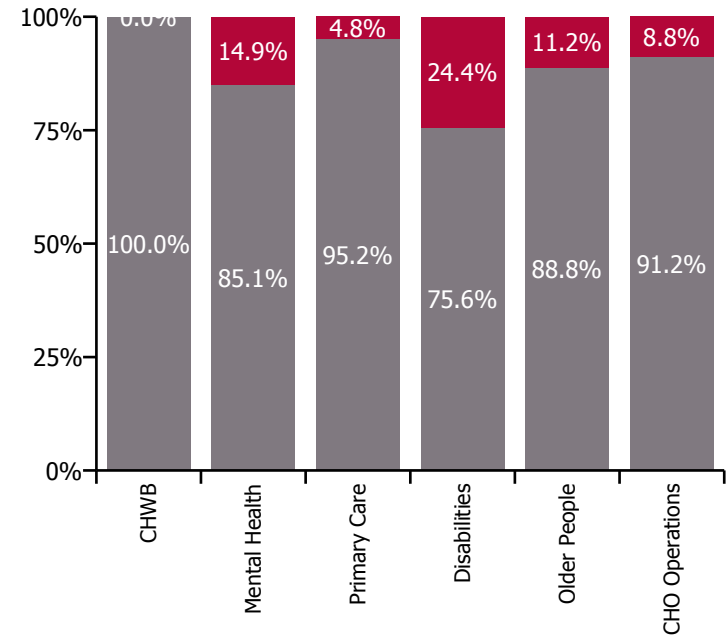
■ CHWB  
■ Mental Health  
■ Primary Care  
■ Disabilities  
■ Older People  
■ CHO Operations

% of Covid-19 lost hours



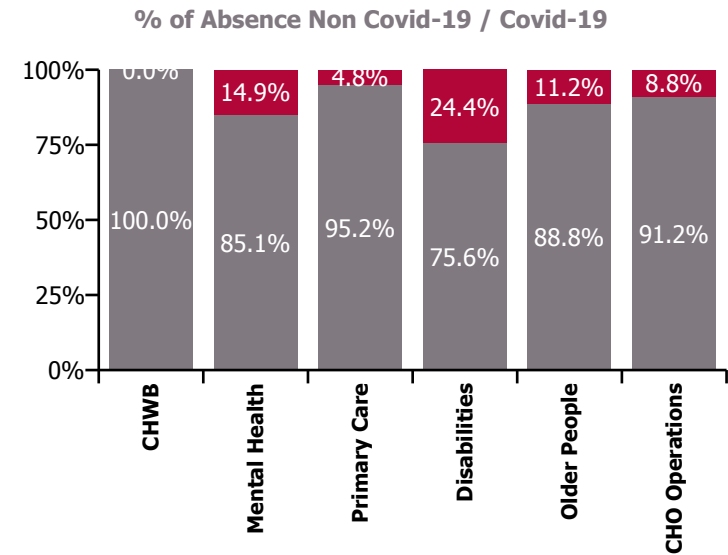
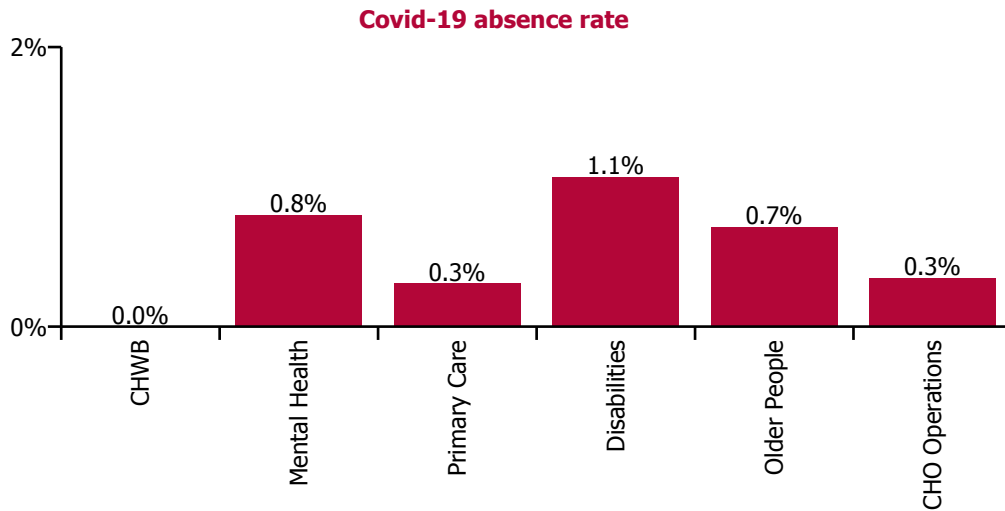
■ Mental Health  
■ Primary Care  
■ Disabilities  
■ Older People  
■ CHO Operations

% of Absence Non Covid-19 / Covid-19



## August 2022

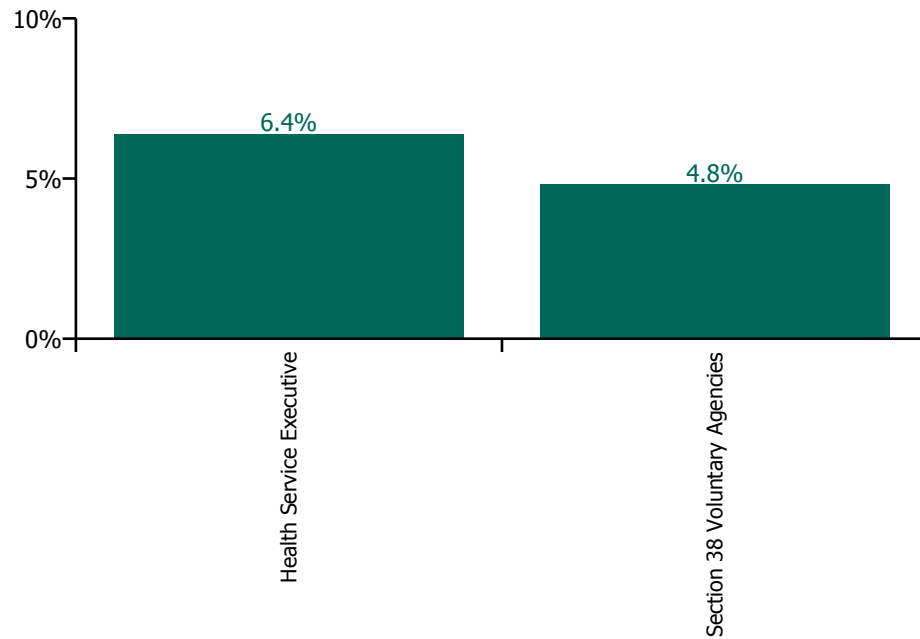
Health Service Covid-19 Absence Rate - by Staff Category & Care Group: Aug 2022	Medical & Dental	Nursing & Midwifery	Health & Social Care Professionals	Management & Administrative	General Support	Patient & Client Care	Covid-19 absence	Non Covid-19 absence	Total absence rate
<b>CHO 6</b>	<b>0.7%</b>	<b>1.0%</b>	<b>0.8%</b>	<b>4.8%</b>	<b>0.7%</b>	<b>0.8%</b>	<b>0.8%</b>	<b>4.7%</b>	<b>5.4%</b>
Community Health & Wellbeing				4.3%		0.0%	0.0%	6.1%	6.1%
Mental Health	0.8%	1.6%	0.5%	4.5%	1.0%	0.5%	0.8%	4.6%	5.4%
Primary Care	0.3%	0.7%	0.0%	6.4%	0.0%	0.6%	0.3%	6.1%	6.4%
Disabilities	0.0%	1.1%	1.4%	3.8%	0.9%	1.0%	1.1%	3.3%	4.4%
Older People	16.5%	0.4%	0.7%	2.5%	0.6%	0.9%	0.7%	5.7%	6.4%
CHO Operations		0.0%	0.0%	4.2%			0.3%	3.6%	4.0%



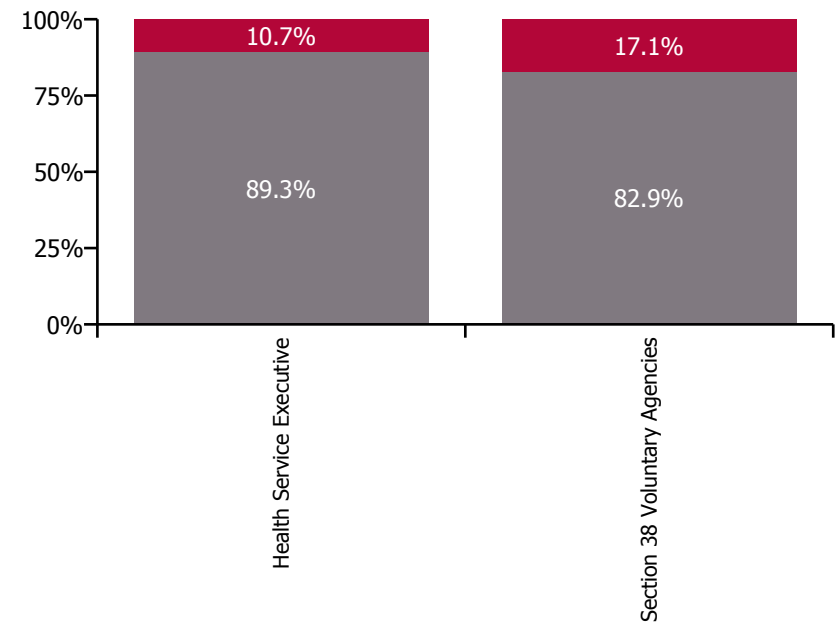
## August 2022

Health Service Absence Rate - by Care Group: Aug 2022	Medical & Dental	Nursing & Midwifery	Health & Social Care Professionals	Management & Administrative	General Support	Patient & Client Care	Certified absence	Self-certified absence	Non Covid-19 absence	Covid-19 absence	Total absence rate
<b>CHO 6</b>	<b>3.9%</b>	<b>6.7%</b>	<b>4.4%</b>	<b>4.8%</b>	<b>6.6%</b>	<b>5.6%</b>	<b>4.3%</b>	<b>0.4%</b>	<b>4.7%</b>	<b>0.8%</b>	<b>5.4%</b>
Health Service Executive	4.2%	7.2%	5.3%	5.6%	5.4%	7.5%	5.4%	0.4%	5.7%	0.7%	6.4%
Community Health & Wellbeing				4.3%		18.2%	6.1%	0.0%	6.1%	0.0%	6.1%
Mental Health	1.9%	7.3%	4.8%	10.4%	4.1%	8.6%	5.3%	0.4%	5.7%	1.0%	6.7%
Primary Care	5.7%	9.0%	5.4%	5.8%	5.2%	1.4%	5.6%	0.2%	5.9%	0.2%	6.1%
Disabilities	0.0%	3.3%	4.9%	6.9%	0.0%	9.3%	4.6%	0.6%	5.2%	1.4%	6.5%
Older People	0.0%	6.3%	8.6%	2.0%	6.4%	8.7%	5.6%	0.5%	6.1%	0.9%	6.9%
CHO Operations		0.0%	2.2%	4.2%			3.4%	0.2%	3.6%	0.3%	4.0%
Section 38 Voluntary Agencies	2.2%	6.1%	4.1%	3.6%	7.1%	4.8%	3.6%	0.4%	4.0%	0.8%	4.8%

Total absence rate



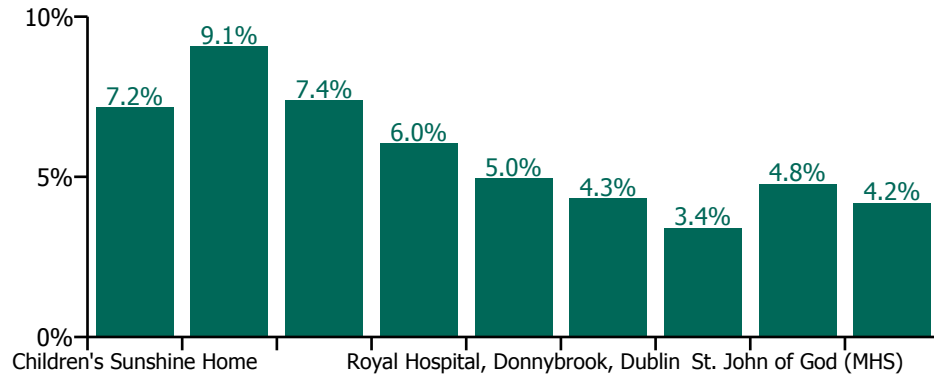
Non Covid-19 & Covid-19 Absence



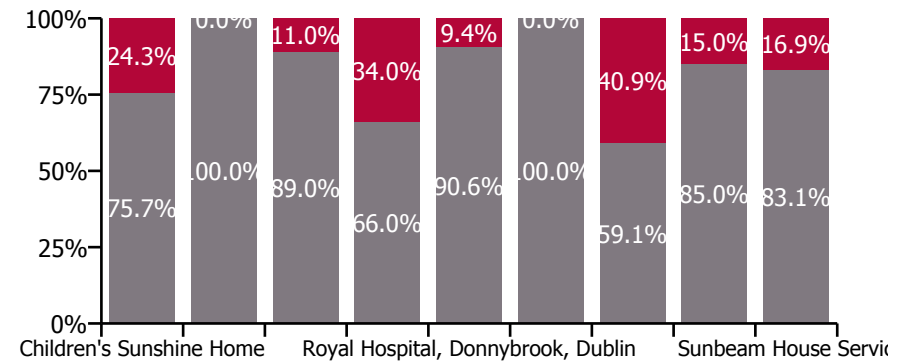
## August 2022

Health Service Absence Rate - by Care Group: Aug 2022	Medical & Dental	Nursing & Midwifery	Health & Social Care Professionals	Management & Administrative	General Support	Patient & Client Care	Certified absence	Self-certified absence	Non Covid-19 absence	Covid-19 absence	Total absence rate
<b>CHO 6</b>	<b>2.2%</b>	<b>6.1%</b>	<b>4.1%</b>	<b>3.6%</b>	<b>7.1%</b>	<b>4.8%</b>	<b>3.6%</b>	<b>0.4%</b>	<b>4.0%</b>	<b>0.8%</b>	<b>4.8%</b>
<b>Section 38 Voluntary Agencies</b>	<b>2.2%</b>	<b>6.1%</b>	<b>4.1%</b>	<b>3.6%</b>	<b>7.1%</b>	<b>4.8%</b>	<b>3.6%</b>	<b>0.4%</b>	<b>4.0%</b>	<b>0.8%</b>	<b>4.8%</b>
Children's Sunshine Home		7.9%	0.0%	0.0%	0.0%	10.5%	4.7%	0.7%	5.4%	1.7%	7.2%
Dublin Dental Hospital	0.0%	72.6%	0.0%	11.4%	8.3%	0.0%	9.1%	0.0%	9.1%	0.0%	9.1%
Leopardstown Park Hospital		9.7%	0.0%	4.3%	3.9%	9.3%	5.7%	0.8%	6.6%	0.8%	7.4%
Our Lady's Hospice & Care, Wicklow	0.0%	8.1%	8.1%	0.0%		3.7%	4.0%	0.0%	4.0%	2.1%	6.0%
Royal Hospital, Donnybrook, Dublin	23.1%	1.8%	1.2%	1.3%	11.3%	6.9%	4.1%	0.4%	4.5%	0.5%	5.0%
St John of God HQ		24.2%	0.0%	4.1%	0.0%		4.3%	0.0%	4.3%	0.0%	4.3%
St. John of God (IDS)	0.0%	2.8%	4.1%	5.7%	6.7%	2.0%	2.0%	0.0%	2.0%	1.4%	3.4%
St. John of God (MHS)	0.0%	7.2%	4.1%	0.8%	8.0%	4.5%	3.7%	0.4%	4.1%	0.7%	4.8%
Sunbeam House Services		0.9%	4.7%	1.8%	2.1%	5.0%	2.9%	0.6%	3.5%	0.7%	4.2%

**Total absence rate**



**Non Covid-19 & Covid-19 Absence**



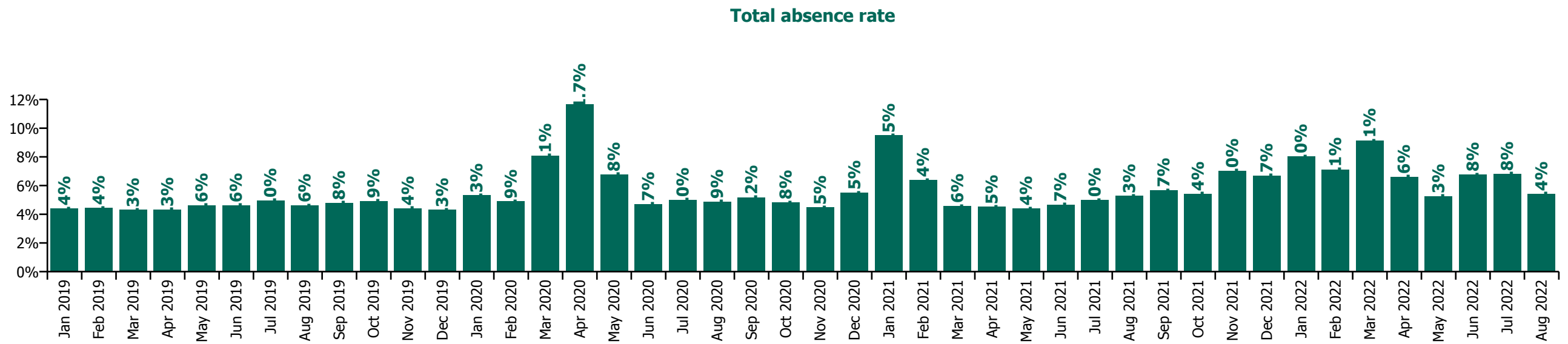
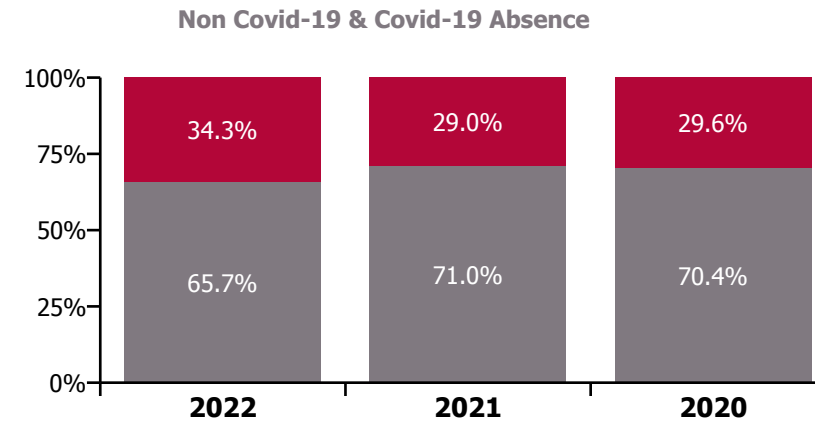
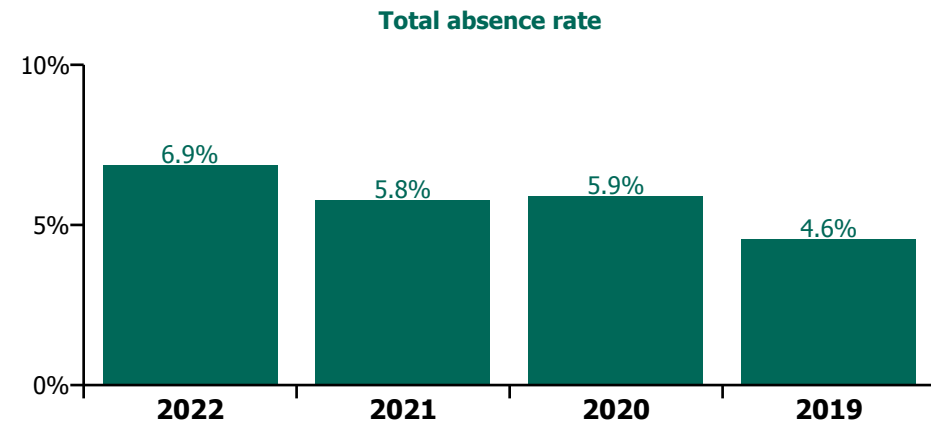
## CHO 6 by Staff Category

Year/ month	Medical & Dental	Nursing & Midwifery	Health & Social Care Professionals	Management & Administrative	General Support	Patient & Client Care	Certified absence	Self-certified absence	Non Covid-19 absence	Covid-19 absence	Total absence rate
<b>2022</b>	<b>3.5%</b>	<b>8.2%</b>	<b>6.0%</b>	<b>5.3%</b>	<b>6.8%</b>	<b>7.8%</b>	<b>4.1%</b>	<b>0.5%</b>	<b>4.5%</b>	<b>2.4%</b>	<b>6.9%</b>
Aug 2022	3.9%	6.7%	4.4%	4.8%	6.6%	5.6%	4.3%	0.4%	4.7%	0.8%	5.4%
Jul 2022	3.5%	8.1%	6.5%	6.2%	4.8%	7.3%	4.4%	0.6%	5.0%	1.8%	6.8%
Jun 2022	3.5%	7.0%	6.3%	5.9%	7.2%	8.0%	4.6%	0.5%	5.1%	1.7%	6.8%
May 2022	2.6%	5.7%	4.5%	3.8%	6.0%	6.7%	3.9%	0.5%	4.4%	0.9%	5.3%
Apr 2022	2.9%	8.2%	5.6%	4.8%	6.9%	7.7%	3.8%	0.5%	4.2%	2.4%	6.6%
Mar 2022	4.1%	11.3%	7.2%	6.6%	8.5%	11.1%	4.2%	0.4%	4.6%	4.5%	9.1%
Feb 2022	3.9%	8.4%	6.9%	5.0%	6.8%	8.0%	4.0%	0.4%	4.4%	2.7%	7.1%
Jan 2022	3.6%	10.5%	7.3%	5.2%	7.8%	8.7%	3.3%	0.4%	3.7%	4.4%	8.0%
<b>2021</b>	<b>2.8%</b>	<b>6.7%</b>	<b>5.0%</b>	<b>4.0%</b>	<b>6.4%</b>	<b>6.9%</b>	<b>3.7%</b>	<b>0.4%</b>	<b>4.1%</b>	<b>1.7%</b>	<b>5.8%</b>
Dec 2021	3.0%	9.2%	5.5%	6.1%	8.2%	6.0%	3.9%	0.5%	4.4%	2.3%	6.7%
Nov 2021	4.7%	9.0%	5.4%	5.5%	8.2%	7.7%	4.2%	0.6%	4.8%	2.2%	7.0%
Oct 2021	5.6%	6.7%	4.5%	4.5%	4.8%	5.6%	3.9%	0.5%	4.3%	1.1%	5.4%
Sep 2021	4.4%	6.4%	4.7%	4.7%	6.3%	6.5%	4.0%	0.5%	4.6%	1.1%	5.7%
Aug 2021	2.7%	5.9%	4.5%	4.3%	4.1%	6.7%	3.9%	0.4%	4.3%	1.0%	5.3%
Jul 2021	3.4%	4.8%	5.1%	3.4%	4.3%	6.4%	3.8%	0.5%	4.3%	0.7%	5.0%
Jun 2021	1.7%	4.9%	4.4%	3.3%	4.1%	6.1%	3.5%	0.5%	3.9%	0.8%	4.7%
May 2021	1.6%	5.0%	3.7%	2.3%	4.9%	5.9%	3.2%	0.3%	3.6%	0.8%	4.4%
Apr 2021	1.6%	5.0%	4.1%	2.6%	4.5%	6.0%	3.1%	0.5%	3.6%	0.9%	4.5%
Mar 2021	1.2%	4.9%	4.7%	3.1%	5.9%	5.5%	2.9%	0.5%	3.4%	1.2%	4.6%
Feb 2021	1.6%	6.8%	5.5%	3.4%	7.8%	8.9%	3.3%	0.4%	3.7%	2.7%	6.4%
Jan 2021	2.4%	11.3%	8.2%	4.4%	13.9%	11.6%	4.0%	0.2%	4.3%	5.2%	9.5%
<b>2020</b>	<b>3.2%</b>	<b>7.0%</b>	<b>4.7%</b>	<b>4.2%</b>	<b>7.8%</b>	<b>6.6%</b>	<b>3.7%</b>	<b>0.4%</b>	<b>4.1%</b>	<b>1.7%</b>	<b>5.9%</b>
Dec 2020	3.9%	6.2%	3.6%	3.8%	9.0%	6.6%	3.8%	0.3%	4.1%	1.4%	5.5%
Nov 2020	2.1%	5.0%	3.3%	4.3%	6.3%	5.0%	3.3%	0.3%	3.6%	0.9%	4.5%
Oct 2020	1.9%	6.5%	2.8%	3.7%	6.5%	5.5%	3.2%	0.3%	3.5%	1.3%	4.8%
Sep 2020	1.7%	6.8%	3.5%	3.3%	9.2%	5.7%	3.4%	0.3%	3.7%	1.5%	5.2%
Aug 2020	0.6%	5.2%	3.6%	3.3%	8.4%	6.4%	3.5%	0.3%	3.8%	1.1%	4.9%
Jul 2020	2.2%	6.1%	3.5%	3.0%	7.5%	6.2%	3.7%	0.3%	4.0%	1.0%	5.0%
Jun 2020	3.0%	5.0%	3.8%	3.3%	7.1%	5.6%	3.2%	0.3%	3.5%	1.2%	4.7%
May 2020	1.4%	8.2%	5.9%	4.4%	9.8%	6.9%	3.7%	0.2%	3.9%	2.9%	6.8%

Apr 2020	6.3%	15.0%	10.3%	6.3%	11.3%	12.4%	3.5%	1.4%	4.9%	6.8%	11.7%
Mar 2020	7.8%	9.6%	7.7%	6.9%	7.4%	7.7%	4.4%	0.6%	5.0%	3.1%	8.1%
Feb 2020	3.4%	4.9%	4.0%	4.9%	5.5%	5.8%	4.3%	0.6%	4.9%		4.9%
Jan 2020	4.5%	5.5%	5.0%	5.0%	5.9%	5.6%	4.8%	0.5%	5.3%		5.3%
<b>2019</b>	<b>3.1%</b>	<b>4.2%</b>	<b>4.0%</b>	<b>3.8%</b>	<b>6.0%</b>	<b>5.4%</b>	<b>4.0%</b>	<b>0.6%</b>	<b>4.6%</b>		<b>4.6%</b>
Dec 2019	1.7%	4.6%	3.2%	3.8%	5.3%	5.1%	3.6%	0.7%	4.3%		4.3%
Nov 2019	4.5%	4.5%	3.0%	3.5%	5.4%	5.6%	3.7%	0.7%	4.4%		4.4%
Oct 2019	4.1%	3.9%	4.3%	3.5%	7.9%	6.1%	4.3%	0.6%	4.9%		4.9%
Sep 2019	2.1%	3.8%	3.8%	2.9%	7.4%	6.6%	4.4%	0.4%	4.8%		4.8%
Aug 2019	3.8%	3.5%	5.5%	4.3%	5.8%	4.9%	4.3%	0.3%	4.6%		4.6%
Jul 2019	2.3%	4.6%	4.3%	3.4%	6.9%	6.2%	4.6%	0.4%	5.0%		5.0%
Jun 2019	3.4%	4.1%	4.3%	3.2%	6.2%	6.0%	4.0%	0.6%	4.6%		4.6%
May 2019	3.3%	3.7%	4.8%	4.5%	5.8%	5.3%	4.1%	0.6%	4.6%		4.6%
Apr 2019	4.5%	3.6%	4.4%	3.8%	5.6%	5.0%	3.8%	0.6%	4.3%		4.3%
Mar 2019	3.0%	4.5%	2.9%	3.9%	5.7%	5.5%	3.8%	0.5%	4.3%		4.3%
Feb 2019	2.7%	4.8%	4.1%	4.4%	6.4%	4.1%	3.9%	0.5%	4.4%		4.4%
Jan 2019	1.6%	5.1%	3.9%	4.2%	4.5%	4.7%	3.4%	1.0%	4.4%		4.4%

CHO 6 by Care Group

Year/ month	CHWB	Mental Health	Primary Care	Disabilities	Older People	CHO Operations	Health Service Executive	Mental Health	Primary Care	Disabilities	Older People	Section 38 Voluntary Agencies	Certified absence	Self-certified absence	Non Covid-19 absence	Covid-19 absence	Total absence rate
2022	6.3%	6.5%	7.4%	9.3%	8.6%	4.0%	7.6%	5.1%	3.6%	6.4%	7.2%	6.2%	4.1%	0.5%	4.5%	2.4%	6.9%
Aug 2022	6.1%	6.7%	6.1%	6.5%	6.9%	4.0%	6.4%	4.8%	8.1%	4.0%	6.0%	4.8%	4.3%	0.4%	4.7%	0.8%	5.4%
Jul 2022	7.6%	6.4%	7.8%	8.2%	8.1%	3.1%	7.4%	8.3%	7.2%	5.4%	5.9%	6.1%	4.4%	0.6%	5.0%	1.8%	6.8%
Jun 2022	11.5%	5.4%	7.2%	9.1%	8.2%	5.8%	7.2%	5.1%	2.8%	6.9%	6.8%	6.4%	4.6%	0.5%	5.1%	1.7%	6.8%
May 2022	1.3%	4.6%	6.6%	8.6%	7.0%	3.4%	6.3%	4.2%	2.3%	4.3%	4.6%	4.2%	3.9%	0.5%	4.4%	0.9%	5.3%
Apr 2022	0.8%	5.6%	7.4%	10.0%	8.6%	3.6%	7.4%	6.4%	1.4%	5.9%	6.4%	5.9%	3.8%	0.5%	4.2%	2.4%	6.6%
Mar 2022	5.5%	8.0%	10.0%	11.7%	12.9%	4.1%	10.1%	4.1%	1.3%	8.8%	10.1%	8.2%	4.2%	0.4%	4.6%	4.5%	9.1%
Feb 2022	16.7%	7.1%	6.7%	9.7%	7.7%		7.4%	3.7%	1.5%	7.6%	8.0%	6.9%	4.0%	0.4%	4.4%	2.7%	7.1%
Jan 2022	0.7%	8.6%	7.1%	10.5%	9.5%		8.3%	5.6%	1.7%	7.7%	10.0%	7.8%	3.3%	0.4%	3.7%	4.4%	8.0%
2021	2.1%	5.4%	4.9%	8.5%	7.7%		6.0%	3.9%	1.6%	5.2%	7.6%	5.5%	3.7%	0.4%	4.1%	1.7%	5.8%
Dec 2021		6.7%	6.8%	12.0%	7.7%		7.6%	5.0%	1.7%	5.1%	8.7%	5.9%	3.9%	0.5%	4.4%	2.3%	6.7%
Nov 2021		7.7%	6.8%	9.9%	9.8%		7.9%	2.8%	1.7%	6.1%	9.1%	6.2%	4.2%	0.6%	4.8%	2.2%	7.0%
Oct 2021		5.5%	5.7%	7.6%	7.4%		6.2%	4.4%	1.2%	4.7%	5.5%	4.7%	3.9%	0.5%	4.3%	1.1%	5.4%
Sep 2021		3.9%	5.7%	12.1%	7.7%		6.5%	3.4%	1.2%	5.0%	6.1%	4.9%	4.0%	0.5%	4.6%	1.1%	5.7%
Aug 2021		4.2%	5.0%	12.7%	6.9%		6.2%	4.5%	1.3%	4.1%	5.7%	4.4%	3.9%	0.4%	4.3%	1.0%	5.3%
Jul 2021		3.8%	4.1%	10.0%	6.2%		5.2%	3.8%	1.5%	5.2%	5.0%	4.8%	3.8%	0.5%	4.3%	0.7%	5.0%
Jun 2021	2.4%	3.8%	3.8%	7.6%	6.8%		4.9%	4.1%	1.8%	4.4%	5.5%	4.5%	3.5%	0.5%	3.9%	0.8%	4.7%
May 2021		4.0%	3.4%	5.9%	7.0%		4.5%	3.2%	1.6%	4.0%	6.0%	4.3%	3.2%	0.3%	3.6%	0.8%	4.4%
Apr 2021		3.7%	3.3%	6.4%	7.4%		4.6%	2.9%	1.6%	4.6%	5.4%	4.5%	3.1%	0.5%	3.6%	0.9%	4.5%
Mar 2021	6.4%	3.9%	3.1%	5.6%	7.0%		4.3%	3.5%	1.6%	4.2%	7.3%	4.8%	2.9%	0.5%	3.4%	1.2%	4.6%
Feb 2021	6.4%	5.1%	4.2%	5.8%	9.1%		5.5%	3.7%	1.8%	6.3%	12.1%	7.2%	3.3%	0.4%	3.7%	2.7%	6.4%
Jan 2021	5.9%	12.8%	6.8%	6.7%	9.8%		8.8%	5.7%	1.8%	9.5%	15.4%	10.2%	4.0%	0.2%	4.3%	5.2%	9.5%
2020	6.0%	5.3%	5.7%	7.1%	10.7%		6.8%	4.4%	3.7%	4.4%	7.4%	5.1%	3.7%	0.4%	4.1%	1.7%	5.9%
Dec 2020	7.9%	7.4%	4.0%	6.8%	9.4%		6.3%	5.4%	2.3%	3.0%	8.9%	4.8%	3.8%	0.3%	4.1%	1.4%	5.5%
Nov 2020	5.4%	4.7%	4.0%	6.5%	6.6%		5.0%	3.9%	2.7%	2.8%	6.9%	4.0%	3.3%	0.3%	3.6%	0.9%	4.5%
Oct 2020	5.8%	4.5%	5.0%	7.2%	8.4%		5.8%	2.7%	2.7%	2.9%	6.9%	3.9%	3.2%	0.3%	3.5%	1.3%	4.8%
Sep 2020	6.4%	5.6%	4.9%	7.3%	8.2%		6.0%	2.3%	2.8%	3.4%	7.9%	4.4%	3.4%	0.3%	3.7%	1.5%	5.2%
Aug 2020	8.8%	4.4%	4.4%	7.5%	8.2%		5.7%	1.9%	3.2%	3.2%	7.5%	4.2%	3.5%	0.3%	3.8%	1.1%	4.9%
Jul 2020	6.4%	3.8%	4.9%	7.4%	9.6%		6.0%	2.1%	3.0%	3.7%	6.3%	4.1%	3.7%	0.3%	4.0%	1.0%	5.0%
Jun 2020		4.2%	3.9%		9.4%		5.4%	2.1%	3.0%	3.7%	7.0%	4.3%	3.2%	0.3%	3.5%	1.2%	4.7%
May 2020	1.0%	4.7%	6.1%		14.3%		7.9%	3.7%	3.3%	5.4%	9.3%	6.1%	3.7%	0.2%	3.9%	2.9%	6.8%
Apr 2020		7.4%	9.1%		24.3%		12.9%	13.0%	3.9%	10.9%	10.5%	10.8%	3.5%	1.4%	4.9%	6.8%	11.7%
Mar 2020		7.1%	11.8%		12.7%		10.7%	5.5%	8.3%	6.0%	7.4%	6.4%	4.4%	0.6%	5.0%	3.1%	8.1%
Feb 2020		4.3%	6.2%		8.0%		6.1%	4.5%	3.6%	3.7%	5.3%	4.2%	4.3%	0.6%	4.9%		4.9%
Jan 2020		5.6%	7.2%		6.9%		6.6%	5.1%	5.0%	4.0%	5.1%	4.5%	4.8%	0.5%	5.3%		5.3%
2019		4.7%	4.8%		6.4%		5.3%	3.5%	9.0%	4.0%	4.3%	4.2%	4.0%	0.6%	4.6%		4.6%
Dec 2019		5.5%			5.8%		5.7%	4.4%	6.0%	3.0%	5.4%	3.9%	3.6%	0.7%	4.3%		4.3%
Nov 2019		4.4%	6.5%		7.1%		6.3%	3.3%	5.5%	3.4%	4.4%	3.7%	3.7%	0.7%	4.4%		4.4%
Oct 2019		3.2%	6.5%		4.7%		4.9%	3.5%	6.5%	5.0%	5.2%	4.9%	4.3%	0.6%	4.9%		4.9%
Sep 2019		3.2%	3.6%		8.4%		5.8%	2.9%	6.5%	4.2%	5.3%	4.5%	4.4%	0.4%	4.8%		4.8%
Aug 2019		4.2%	5.3%		4.0%		4.6%	4.0%	6.5%	5.0%	3.7%	4.6%	4.3%	0.3%	4.6%		4.6%
Jul 2019		5.2%	4.6%		8.4%		6.1%	3.7%	26.4%	4.2%	4.3%	4.4%	4.6%	0.4%	5.0%		5.0%
Jun 2019		5.0%	3.7%		9.0%		5.3%	4.8%	20.2%	4.3%	3.3%	4.3%	4.0%	0.6%	4.6%		4.6%
May 2019		4.8%	4.5%		4.9%		4.7%	4.9%	20.2%	4.3%	4.1%	4.6%	4.1%	0.6%	4.6%		4.6%
Apr 2019		4.4%	4.1%		4.9%		4.4%	2.0%	30.8%	4.4%	3.5%	4.3%	3.8%	0.6%	4.3%		4.3%
Mar 2019		5.3%	4.7%		8.2%		5.7%	1.4%	20.2%	3.4%	3.9%	3.5%	3.8%	0.5%	4.3%		4.3%
Feb 2019		5.0%	4.7%		5.3%		5.0%	5.2%	27.4%	3.5%	3.9%	4.1%	3.9%	0.5%	4.4%		4.4%
Jan 2019		5.5%	5.1%		6.3%		5.5%	2.6%	3.2%	3.8%	4.2%	3.7%	3.4%	1.0%	4.4%		4.4%



CHO 6 Section 38's

Year/ month	Children's Sunshine Home	Dublin Dental Hospital	Leopardstown Park Hospital	Our Lady's Hospice & Care, Wicklow	Royal Hospital, Donnybrook, Dublin	St John of God HQ	St. John of God (IDS)	St. John of God (MHS)	Sunbeam House Services	Section 38 Voluntary Agencies	Certified absence	Self- certified absence	Non Covid-19 absence	Covid-19 absence	Total absence rate
2022	11.8%	3.2%	8.2%	5.7%	6.5%	2.6%	6.3%	5.1%	6.0%	6.2%	3.4%	0.5%	3.9%	2.3%	6.2%
Aug 2022	7.2%	9.1%	7.4%	6.0%	5.0%	4.3%	3.4%	4.8%	4.2%	4.8%	3.6%	0.4%	4.0%	0.8%	4.8%
Jul 2022	9.9%	7.3%	8.8%	7.0%	3.8%	4.3%	6.9%	8.3%	4.9%	6.1%	3.8%	0.8%	4.6%	1.5%	6.1%
Jun 2022	16.3%	1.5%	8.7%	5.7%	5.3%	1.7%	7.2%	5.1%	6.1%	6.4%	4.3%	0.5%	4.8%	1.5%	6.4%
May 2022	10.5%	1.5%	5.0%	4.0%	4.4%	0.1%	4.6%	4.2%	3.8%	4.2%	3.0%	0.4%	3.4%	0.9%	4.2%
Apr 2022	11.9%	1.4%	6.5%		6.3%		5.8%	6.4%	5.4%	5.9%	2.9%	0.5%	3.4%	2.5%	5.9%
Mar 2022	14.6%	1.3%	9.9%		10.3%		9.5%	4.1%	7.7%	8.2%	3.4%	0.5%	3.9%	4.3%	8.2%
Feb 2022	12.2%	1.5%	9.0%		7.1%		7.0%	3.7%	7.7%	6.9%	3.5%	0.4%	3.9%	3.0%	6.9%
Jan 2022	11.5%	1.7%	10.2%		9.8%		6.9%	5.6%	8.1%	7.8%	3.1%	0.3%	3.4%	4.4%	7.8%
2021	8.7%	1.6%	6.7%		8.4%		5.1%	3.9%	5.0%	5.5%	3.3%	0.5%	3.8%	1.7%	5.5%
Dec 2021	10.2%	1.7%	7.7%		9.5%		4.8%	5.0%	4.8%	5.9%	3.3%	0.5%	3.7%	2.1%	5.9%
Nov 2021	11.9%	1.7%	8.1%		9.9%		5.3%	2.8%	6.1%	6.2%	3.5%	0.6%	4.1%	2.1%	6.2%
Oct 2021	11.7%	1.2%	5.8%		5.2%		4.7%	4.4%	4.1%	4.7%	3.1%	0.5%	3.6%	1.1%	4.7%
Sep 2021	10.2%	1.2%	6.0%		6.2%		5.2%	3.4%	4.2%	4.9%	3.3%	0.5%	3.8%	1.1%	4.9%
Aug 2021	6.8%	1.3%	4.3%		6.8%		4.5%	4.5%	3.5%	4.4%	3.0%	0.4%	3.4%	1.0%	4.4%
Jul 2021	11.0%	1.5%	4.0%		5.8%		5.4%	3.8%	4.4%	4.8%	3.5%	0.5%	4.1%	0.7%	4.8%
Jun 2021	6.1%	1.8%	5.3%		5.6%		4.7%	4.1%	3.9%	4.5%	3.4%	0.5%	3.8%	0.7%	4.5%
May 2021	6.5%	1.6%	5.4%		6.5%		4.5%	3.2%	3.2%	4.3%	3.1%	0.3%	3.4%	0.9%	4.3%
Apr 2021	6.8%	1.6%	4.9%		5.8%		5.7%	2.9%	3.5%	4.5%	2.9%	0.6%	3.5%	0.9%	4.5%
Mar 2021	7.3%	1.6%	5.3%		8.9%		4.2%	3.5%	4.0%	4.8%	3.0%	0.6%	3.5%	1.3%	4.8%
Feb 2021	6.7%	1.8%	9.2%		14.6%		4.7%	3.7%	7.8%	7.2%	3.3%	0.4%	3.7%	3.4%	7.2%
Jan 2021	8.5%	1.8%	14.8%		15.9%		8.4%	5.7%	10.4%	10.2%	4.3%	0.2%	4.5%	5.7%	10.2%
2020	4.7%	3.7%	7.1%		7.6%		4.7%	4.4%	4.0%	5.1%	3.0%	0.5%	3.5%	1.6%	5.1%
Dec 2020	5.5%	2.3%	10.3%		7.9%		2.7%	5.4%	3.0%	4.8%	3.5%	0.3%	3.8%	1.0%	4.8%
Nov 2020	6.3%	2.7%	5.9%		7.7%		3.2%	3.9%	2.0%	4.0%	3.1%	0.3%	3.4%	0.6%	4.0%
Oct 2020	6.6%	2.7%	5.2%		8.2%		3.1%	2.7%	2.3%	3.9%	2.6%	0.3%	2.9%	1.0%	3.9%
Sep 2020	5.8%	2.8%	7.4%		8.4%		4.0%	2.3%	2.5%	4.4%	2.6%	0.3%	2.9%	1.5%	4.4%
Aug 2020	4.5%	3.2%	7.7%		7.3%		3.2%	1.9%	3.2%	4.2%	2.9%	0.3%	3.1%	1.1%	4.2%
Jul 2020	6.0%	3.0%	5.9%		6.7%		4.1%	2.1%	3.0%	4.1%	2.9%	0.3%	3.2%	0.9%	4.1%
Jun 2020	3.0%	3.0%	5.2%		8.3%		4.6%	2.1%	2.9%	4.3%	2.8%	0.3%	3.1%	1.2%	4.3%
May 2020	4.0%	3.3%	8.3%		10.1%		5.6%	3.7%	5.5%	6.1%	2.9%	0.2%	3.1%	3.0%	6.1%
Apr 2020	6.0%	3.9%	10.1%		10.9%		14.0%	13.0%	9.0%	10.8%	2.3%	2.1%	4.5%	6.3%	10.8%
Mar 2020	5.9%	8.3%	9.5%		5.8%		4.5%	5.5%	7.4%	6.4%	3.0%	0.6%	3.6%	2.9%	6.4%
Feb 2020	1.5%	3.6%	4.5%		6.0%		4.0%	4.5%	3.7%	4.2%	3.7%	0.5%	4.2%		4.2%
Jan 2020	1.2%	5.0%	5.6%		4.7%		4.4%	5.1%	4.1%	4.5%	4.0%	0.5%	4.5%		4.5%
2019	3.3%	9.0%	4.3%		4.3%		4.1%	3.5%	4.1%	4.2%	3.6%	0.6%	4.2%		4.2%
Dec 2019	4.8%	6.0%	5.0%		5.7%		2.7%	4.4%	2.9%	3.9%	3.3%	0.6%	3.9%		3.9%
Nov 2019	1.5%	5.5%	3.7%		5.0%		3.4%	3.3%	3.8%	3.7%	3.1%	0.6%	3.7%		3.7%
Oct 2019	4.4%	6.5%	4.2%		6.0%		6.3%	3.5%	4.0%	4.9%	4.4%	0.6%	4.9%		4.9%
Sep 2019	0.9%	6.5%	5.2%		5.4%		4.7%	2.9%	4.2%	4.5%	4.1%	0.4%	4.5%		4.5%
Aug 2019	2.8%	6.5%	2.9%		4.3%		6.7%	4.0%	4.1%	4.6%	4.2%	0.4%	4.6%		4.6%
Jul 2019	2.9%	26.4%	4.1%		4.5%		4.4%	3.7%	4.2%	4.4%	4.1%	0.3%	4.4%		4.4%
Jun 2019	3.6%	20.2%	3.5%		3.1%		3.7%	4.8%	4.9%	4.3%	3.9%	0.4%	4.3%		4.3%
May 2019	4.3%	20.2%	5.0%		3.4%		3.6%	4.9%	4.9%	4.6%	4.0%	0.5%	4.6%		4.6%
Apr 2019	4.7%	30.8%	4.5%		2.8%		3.4%	2.0%	5.2%	4.3%	3.7%	0.6%	4.3%		4.3%
Mar 2019	2.1%	20.2%	4.6%		3.4%		3.2%	1.4%	3.8%	3.5%	2.9%	0.6%	3.5%		3.5%
Feb 2019	3.9%	27.4%	3.7%		4.0%		3.5%	5.2%	3.3%	4.1%	3.5%	0.6%	4.1%		4.1%

CHO 6 Section 38's

Year/ month	Children's Sunshine Home	Dublin Dental Hospital	Leopardstown Park Hospital	Our Lady's Hospice & Care, Wicklow	Royal Hospital, Donnybrook, Dublin	St John of God HQ	St. John of God (IDS)	St. John of God (MHS)	Sunbeam House Services	Section 38 Voluntary Agencies	Certified absence	Self-certified absence	Non Covid-19 absence	Covid-19 absence	Total absence rate
Jan 2019	5.5%	3.2%	5.1%		3.6%		3.7%	2.6%	3.6%	3.7%	2.6%	1.1%	3.7%		3.7%

