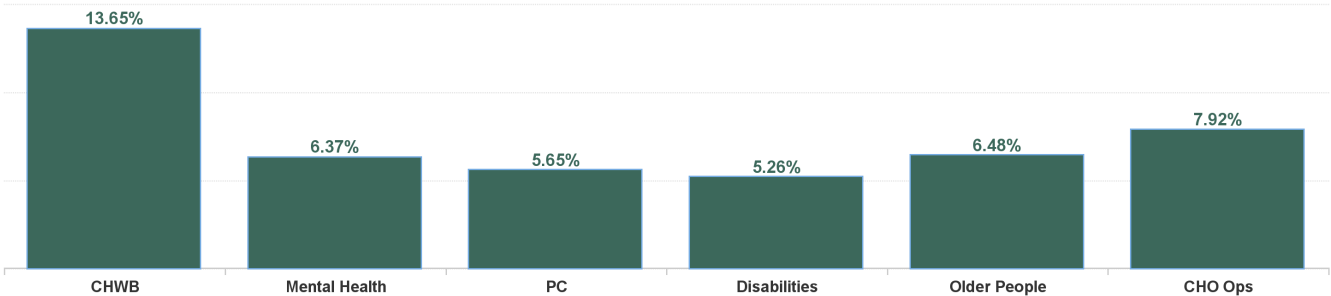


August 2024

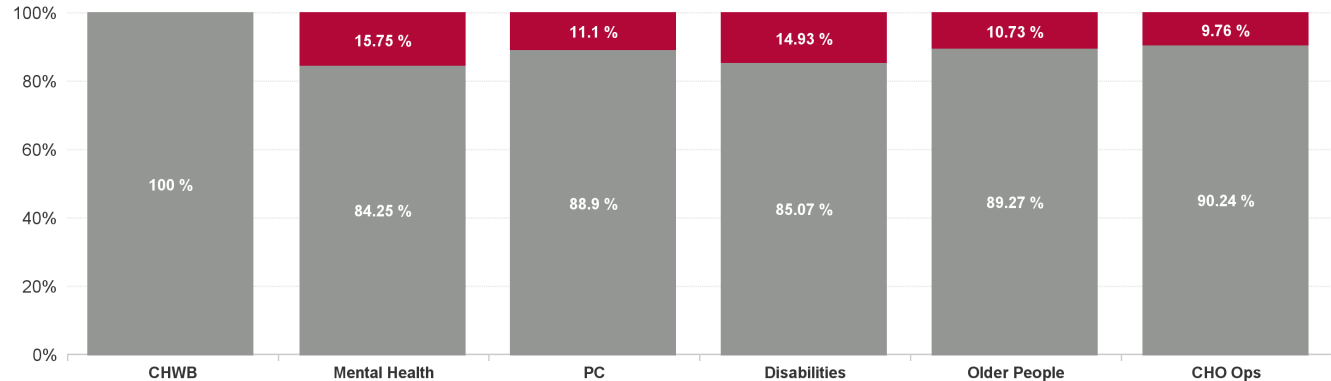
| Health Service Absence Rate - by Staff Category: Aug 2024 | Certified absence | Self- certified absence | Non Covid-19 absence | Covid-19 absence | Total absence rate | % Non Covid-19 absence | % Covid-19 absence |
|--|----------------------|----------------------------|-------------------------|---------------------|-----------------------|------------------------------|-----------------------|
| CHO 6 | 4.67% | 0.46% | 5.13% | 0.77% | 5.90% | 86.99% | 13.01% |
| Medical & Dental | 2.06% | 0.27% | 2.33% | 0.31% | 2.64% | 88.34% | 11.66% |
| Nursing & Midwifery | 4.83% | 0.56% | 5.39% | 0.89% | 6.28% | 85.85% | 14.15% |
| Health & Social Care Professionals | 3.83% | 0.41% | 4.25% | 0.74% | 4.98% | 85.23% | 14.77% |
| Management & Administrative | 5.27% | 0.50% | 5.76% | 0.62% | 6.39% | 90.25% | 9.75% |
| General Support | 4.89% | 0.62% | 5.51% | 0.77% | 6.27% | 87.77% | 12.23% |
| Patient & Client Care | 5.46% | 0.41% | 5.88% | 0.86% | 6.74% | 87.17% | 12.83% |

| Health Service Absence Rate - by Care Group: Aug 2024 | Certified absence | Self- certified absence | Non Covid-19 absence | Covid-19 absence | Total absence rate | % Non Covid-19 absence | % Covid-19 absence |
|--|----------------------|----------------------------|-------------------------|---------------------|-----------------------|------------------------------|-----------------------|
| CHO 6 | 4.67% | 0.46% | 5.13% | 0.77% | 5.90% | 86.99% | 13.01% |
| Community Health & Wellbeing | 13.65% | 0.00% | 13.65% | 0.00% | 13.65% | 100.00% | 0.00% |
| Primary Care | 4.49% | 0.54% | 5.03% | 0.63% | 5.65% | 88.90% | 11.10% |
| Disabilities | 4.07% | 0.40% | 4.47% | 0.78% | 5.26% | 85.07% | 14.93% |
| Mental Health | 4.97% | 0.40% | 5.36% | 1.00% | 6.37% | 84.25% | 15.75% |
| Older People | 5.23% | 0.56% | 5.79% | 0.70% | 6.48% | 89.27% | 10.73% |
| CHO Operations | 6.73% | 0.42% | 7.15% | 0.77% | 7.92% | 90.24% | 9.76% |
| Community Services | 4.67% | 0.46% | 5.13% | 0.77% | 5.90% | 86.99% | 13.01% |

Total Absence Rate

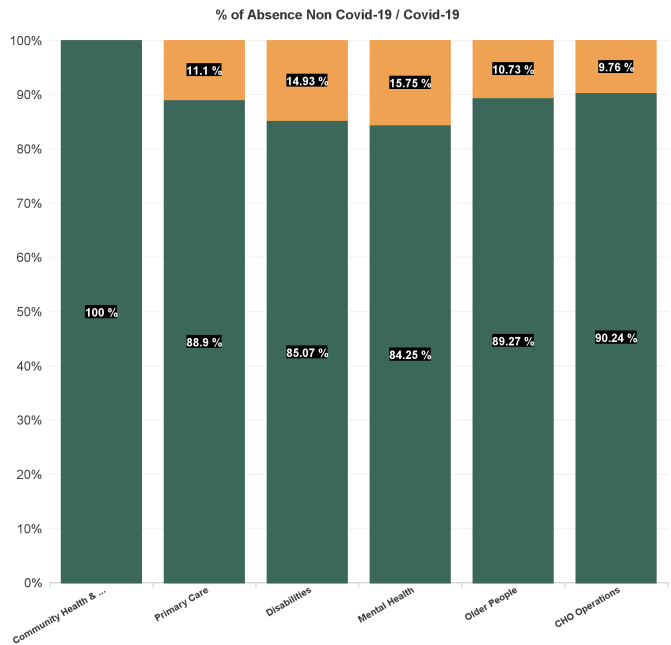
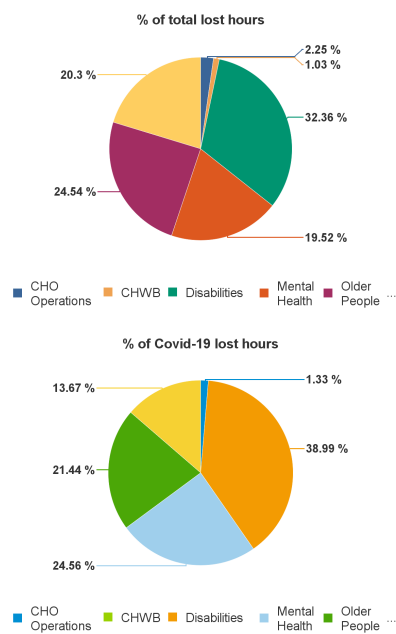


% of Absence Non Covid-19 / Covid-19



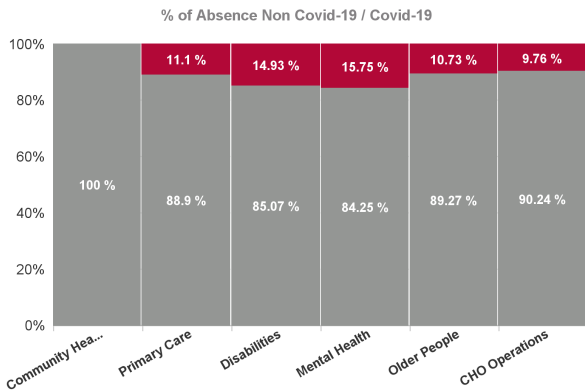
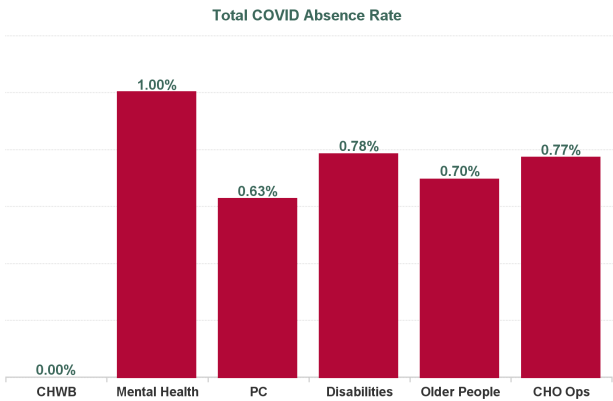
August 2024

| Health Service Absence Rate - by Care Group : Aug 2024 | Certified absence | Self- certified absence | Non Covid-19 absence | Covid-19 absence | Total absence rate | Medical & Dental | Nursing & Midwifery | Health & Social Care Professionals | Management & Administrative | General Support | Patient & Client Care |
|---|----------------------|-------------------------------|----------------------------|---------------------|--------------------------|---------------------|------------------------|--|--------------------------------|--------------------|--------------------------|
| CHO 6 | 4.67% | 0.46% | 5.13% | 0.77% | 5.90% | 2.64% | 6.28% | 4.98% | 6.39% | 6.27% | 6.74% |
| Community Health & Wellbeing | 13.65% | 0.00% | 13.65% | 0.00% | 13.65% | | | 0.00% | 19.08% | | 4.86% |
| Primary Care | 4.49% | 0.54% | 5.03% | 0.63% | 5.65% | 3.02% | 6.18% | 4.13% | 7.57% | 5.04% | 6.75% |
| Disabilities | 4.07% | 0.40% | 4.47% | 0.78% | 5.26% | 0.00% | 6.14% | 5.09% | 4.35% | 1.89% | 5.62% |
| Mental Health | 4.97% | 0.40% | 5.36% | 1.00% | 6.37% | 2.35% | 7.51% | 6.96% | 6.72% | 10.60% | 4.58% |
| Older People | 5.23% | 0.56% | 5.79% | 0.70% | 6.48% | 0.00% | 5.30% | 2.77% | 3.06% | 6.86% | 9.22% |
| CHO Operations | 6.73% | 0.42% | 7.15% | 0.77% | 7.92% | | 0.00% | 0.71% | 8.93% | | |
| Community Services | 4.67% | 0.46% | 5.13% | 0.77% | 5.90% | 2.64% | 6.28% | 4.98% | 6.39% | 6.27% | 6.74% |



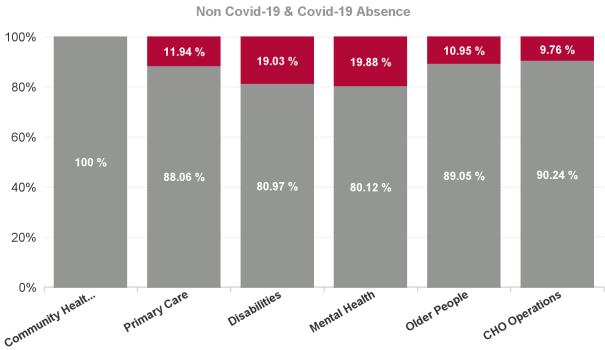
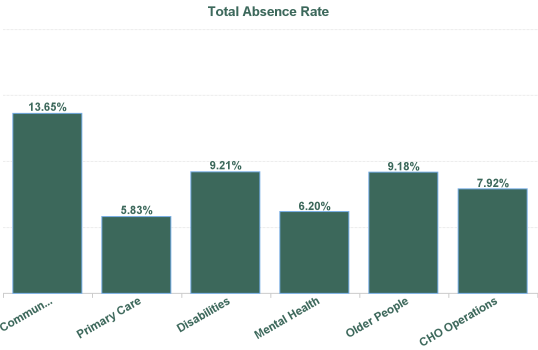
August 2024

| Health Service Absence Rate - by Care Group : Aug 2024 | Non Covid-19 absence | Covid-19 absence | Total absence rate | Medical & Dental | Nursing & Midwifery | Health & Social Care Professionals | Management & Administrative | General Support | Patient & Client Care |
|---|----------------------------|---------------------|--------------------------|---------------------|------------------------|--|--------------------------------|--------------------|--------------------------|
| CHO 6 | 5.13% | 0.77% | 5.90% | 0.31% | 0.89% | 0.74% | 0.62% | 0.77% | 0.86% |
| Community Health & Wellbeing | 13.65% | 0.00% | 13.65% | | | 0.00% | 0.00% | | 0.00% |
| Primary Care | 5.03% | 0.63% | 5.65% | 0.12% | 0.53% | 0.70% | 0.94% | 0.31% | 0.75% |
| Disabilities | 4.47% | 0.78% | 5.26% | 0.00% | 0.81% | 0.73% | 0.40% | 0.00% | 1.00% |
| Mental Health | 5.36% | 1.00% | 6.37% | 0.55% | 1.41% | 1.05% | 0.51% | 1.66% | 0.27% |
| Older People | 5.79% | 0.70% | 6.48% | 0.00% | 0.70% | 0.28% | 0.18% | 0.88% | 0.84% |
| CHO Operations | 7.15% | 0.77% | 7.92% | | 0.00% | 0.00% | 0.88% | | |
| Community Services | 5.13% | 0.77% | 5.90% | 0.31% | 0.89% | 0.74% | 0.62% | 0.77% | 0.86% |



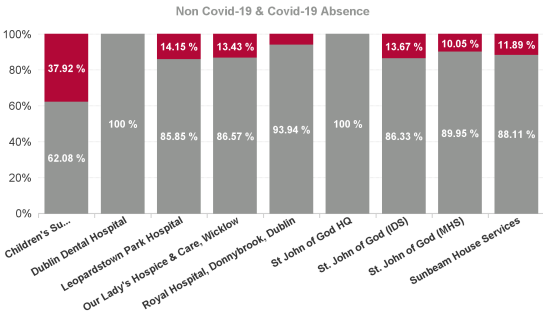
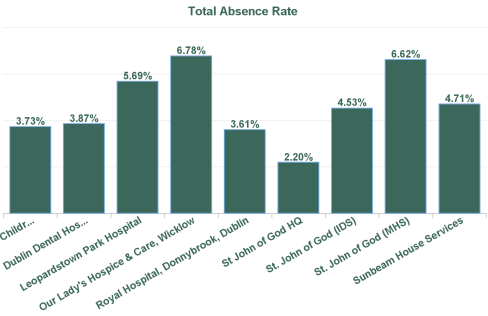
August 2024

| Health Service Absence Rate - by Admin : Aug 2024 | Certified absence | Self- certified absence | Non- Covid-19 absence | Covid-19 absence | Total absence rate | Medical & Dental | Nursing & Midwifery | Health & Social Care Professionals | Management & Administrative | General Support | Patient & Client Care |
|--|----------------------|-------------------------------|-----------------------------|---------------------|--------------------------|---------------------|------------------------|--|--------------------------------|--------------------|--------------------------|
| Total | 4.67% | 0.46% | 5.13% | 0.77% | 5.90% | 2.64% | 6.28% | 4.98% | 6.39% | 6.27% | 6.74% |
| Community Health & Wellbeing | 13.65% | 0.00% | 13.65% | 0.00% | 13.65% | | | 0.00% | 19.08% | | 4.86% |
| Primary Care | 4.62% | 0.51% | 5.13% | 0.70% | 5.83% | 3.56% | 5.18% | 3.92% | 7.92% | 6.88% | 10.33% |
| Disabilities | 6.87% | 0.59% | 7.46% | 1.75% | 9.21% | 0.00% | 7.90% | 9.74% | 8.01% | | 10.63% |
| Mental Health | 4.54% | 0.43% | 4.96% | 1.23% | 6.20% | 1.53% | 6.48% | 8.22% | 4.47% | 13.08% | 4.90% |
| Older People | 7.42% | 0.76% | 8.18% | 1.01% | 9.18% | 0.00% | 6.70% | 3.36% | 4.04% | 7.68% | 14.15% |
| CHO Operations | 6.73% | 0.42% | 7.15% | 0.77% | 7.92% | | 0.00% | 0.71% | 8.93% | | |
| Health Service Executive | 5.63% | 0.55% | 6.17% | 1.01% | 7.19% | 2.95% | 6.34% | 5.22% | 7.80% | 9.38% | 10.68% |
| Section 38 Voluntary Agencies | 3.86% | 0.39% | 4.25% | 0.56% | 4.81% | 2.11% | 6.18% | 4.88% | 4.45% | 4.78% | 4.41% |



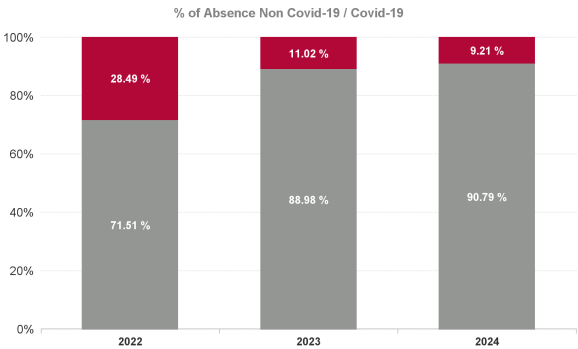
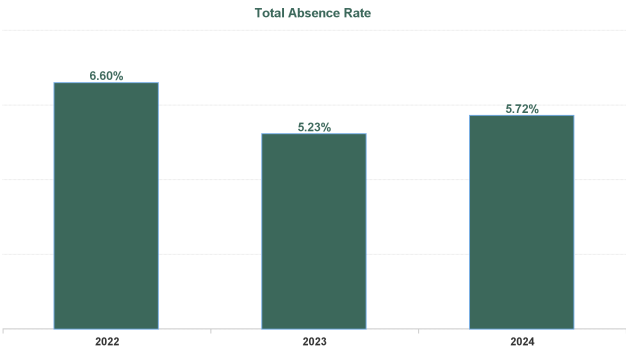
August 2024

| Health Service Absence Rate - by Care Group : Aug 2024 | Certified absence | Self-certified absence | Non Covid-19 absence | Covid-19 absence | Total absence rate | Medical & Dental | Nursing & Midwifery | Health & Social Care Professionals | Management & Administrative | General Support | Patient & Client Care |
|--|-------------------|------------------------|----------------------|------------------|--------------------|------------------|---------------------|------------------------------------|-----------------------------|-----------------|-----------------------|
| Total | 3.86% | 0.39% | 4.25% | 0.56% | 4.81% | 2.11% | 6.18% | 4.88% | 4.45% | 4.78% | 4.41% |
| Children's Sunshine Home | 1.84% | 0.47% | 2.31% | 1.41% | 3.73% | | 4.11% | 0.00% | 0.00% | 0.00% | 5.64% |
| Dublin Dental Hospital | 3.14% | 0.73% | 3.87% | 0.00% | 3.87% | 0.00% | 16.77% | 0.00% | 6.23% | 3.72% | 0.00% |
| Leopardstown Park Hospital | 4.43% | 0.45% | 4.88% | 0.80% | 5.69% | 0.00% | 5.49% | 4.65% | 2.87% | 7.53% | 5.78% |
| Our Lady's Hospice & Care, Wicklow | 5.31% | 0.56% | 5.87% | 0.91% | 6.78% | 0.00% | 9.35% | 17.53% | 0.00% | | 0.00% |
| Royal Hospital, Donnybrook, Dublin | 3.01% | 0.38% | 3.39% | 0.22% | 3.61% | 0.00% | 3.08% | 2.03% | 1.00% | 5.50% | 4.59% |
| St John of God HQ | 2.20% | 0.00% | 2.20% | 0.00% | 2.20% | | 0.00% | 0.00% | 2.49% | 0.00% | |
| St. John of God (IDS) | 3.51% | 0.40% | 3.91% | 0.62% | 4.53% | 0.00% | 4.48% | 4.97% | 3.42% | 1.29% | 4.65% |
| St. John of God (MHS) | 5.61% | 0.35% | 5.95% | 0.66% | 6.62% | 2.86% | 10.75% | 6.32% | 7.94% | 0.96% | 1.44% |
| Sunbeam House Services | 3.80% | 0.35% | 4.15% | 0.56% | 4.71% | | 6.93% | 4.73% | 4.68% | 3.42% | 4.39% |
| Section 38 Voluntary Agencies | 3.86% | 0.39% | 4.25% | 0.56% | 4.81% | 2.11% | 6.18% | 4.88% | 4.45% | 4.78% | 4.41% |



| Year / Month | Certified absence | Self-certified absence | Non Covid-19 absence | Covid-19 absence | Total absence rate | Medical & Dental | Nursing & Midwifery | Health & Social Care Professionals | Management & Administrative | General Support | Patient & Client Care |
|--------------|-------------------|------------------------|----------------------|------------------|--------------------|------------------|---------------------|------------------------------------|-----------------------------|-----------------|-----------------------|
| Aug 2024 | 4.67% | 0.46% | 5.13% | 0.77% | 5.90% | 2.64% | 6.28% | 4.98% | 6.39% | 6.27% | 6.74% |
| Jul 2024 | 4.78% | 0.58% | 5.36% | 0.98% | 6.34% | 3.19% | 7.24% | 4.81% | 6.95% | 6.86% | 7.08% |
| Jun 2024 | 4.33% | 0.55% | 4.88% | 0.67% | 5.55% | 2.40% | 5.80% | 4.38% | 5.66% | 8.12% | 6.37% |
| May 2024 | 4.92% | 0.59% | 5.51% | 0.32% | 5.83% | 3.38% | 6.63% | 4.79% | 6.13% | 7.84% | 5.90% |
| Apr 2024 | 4.19% | 0.59% | 4.78% | 0.25% | 5.03% | 3.11% | 5.21% | 3.69% | 4.86% | 6.73% | 6.24% |
| Mar 2024 | 4.34% | 0.62% | 4.95% | 0.28% | 5.24% | 3.00% | 5.17% | 4.77% | 4.91% | 5.48% | 6.33% |
| Feb 2024 | 4.68% | 0.56% | 5.23% | 0.30% | 5.53% | 2.80% | 5.37% | 5.25% | 4.80% | 4.54% | 7.19% |
| Jan 2024 | 5.02% | 0.64% | 5.66% | 0.64% | 6.29% | 3.52% | 6.44% | 5.83% | 5.93% | 8.57% | 6.87% |
| 2024 | 4.62% | 0.57% | 5.20% | 0.53% | 5.72% | 3.02% | 6.03% | 4.81% | 5.71% | 6.80% | 6.59% |
| Dec 2023 | 4.54% | 0.69% | 5.24% | 0.79% | 6.02% | 3.30% | 6.63% | 5.76% | 5.52% | 5.62% | 6.62% |
| Nov 2023 | 4.30% | 0.67% | 4.98% | 0.50% | 5.48% | 3.67% | 5.16% | 4.75% | 5.96% | 5.50% | 6.58% |
| Oct 2023 | 4.18% | 0.54% | 4.72% | 0.60% | 5.32% | 4.56% | 5.27% | 4.57% | 5.30% | 4.61% | 6.36% |
| Sep 2023 | 3.83% | 0.67% | 4.50% | 0.50% | 5.00% | 3.28% | 5.54% | 4.29% | 3.71% | 3.19% | 6.82% |
| Aug 2023 | 4.30% | 0.52% | 4.82% | 0.70% | 5.52% | 2.65% | 5.68% | 4.84% | 4.13% | 5.03% | 7.43% |
| Jul 2023 | 3.90% | 0.46% | 4.37% | 0.43% | 4.80% | 3.10% | 4.19% | 4.16% | 4.21% | 6.73% | 6.14% |
| Jun 2023 | 3.60% | 0.71% | 4.30% | 0.29% | 4.60% | 2.05% | 5.20% | 4.27% | 3.57% | 3.68% | 5.62% |
| May 2023 | 3.74% | 0.52% | 4.26% | 0.42% | 4.68% | 2.05% | 4.63% | 4.28% | 3.65% | 4.71% | 6.23% |
| Apr 2023 | 3.74% | 0.50% | 4.24% | 0.45% | 4.70% | 3.29% | 4.36% | 4.55% | 3.74% | 5.83% | 5.73% |
| Mar 2023 | 4.17% | 0.60% | 4.77% | 0.74% | 5.51% | 4.53% | 5.14% | 5.08% | 4.71% | 5.72% | 6.92% |
| Feb 2023 | 3.77% | 0.50% | 4.27% | 0.55% | 4.82% | 2.59% | 4.86% | 4.79% | 3.84% | 3.93% | 6.05% |
| Jan 2023 | 4.79% | 0.57% | 5.36% | 0.97% | 6.33% | 3.50% | 7.44% | 6.25% | 4.57% | 5.68% | 7.15% |
| 2023 | 4.07% | 0.58% | 4.65% | 0.58% | 5.23% | 3.24% | 5.34% | 4.80% | 4.42% | 4.98% | 6.46% |
| Dec 2022 | 4.99% | 0.74% | 5.73% | 1.39% | 7.12% | 4.71% | 7.27% | 5.82% | 6.03% | 6.97% | 9.40% |
| Nov 2022 | 4.10% | 0.61% | 4.72% | 0.75% | 5.47% | 2.99% | 5.71% | 4.53% | 5.22% | 6.29% | 6.63% |
| Oct 2022 | 4.47% | 0.60% | 5.06% | 0.88% | 5.94% | 2.90% | 6.46% | 4.74% | 5.51% | 6.89% | 7.12% |
| Sep 2022 | 4.44% | 0.57% | 5.00% | 0.70% | 5.70% | 1.66% | 6.33% | 4.18% | 4.44% | 7.42% | 7.68% |
| Aug 2022 | 4.29% | 0.37% | 4.67% | 0.77% | 5.44% | 3.92% | 6.73% | 4.37% | 4.78% | 6.56% | 5.55% |
| Jul 2022 | 4.44% | 0.58% | 5.03% | 1.79% | 6.82% | 3.54% | 8.11% | 6.52% | 6.23% | 4.78% | 7.29% |
| Jun 2022 | 4.55% | 0.54% | 5.09% | 1.68% | 6.77% | 3.46% | 7.03% | 6.27% | 5.90% | 7.16% | 7.99% |
| May 2022 | 3.92% | 0.46% | 4.37% | 0.89% | 5.26% | 2.57% | 5.65% | 4.52% | 3.78% | 5.95% | 6.72% |
| Apr 2022 | 3.76% | 0.49% | 4.25% | 2.37% | 6.62% | 2.94% | 8.21% | 5.58% | 4.79% | 6.90% | 7.65% |
| Mar 2022 | 4.20% | 0.44% | 4.64% | 4.49% | 9.13% | 4.10% | 11.28% | 7.23% | 6.63% | 8.50% | 11.14% |
| Feb 2022 | 4.00% | 0.39% | 4.40% | 2.73% | 7.13% | 3.90% | 8.36% | 6.92% | 5.01% | 6.82% | 7.98% |
| Jan 2022 | 3.30% | 0.37% | 3.67% | 4.37% | 8.04% | 3.56% | 10.47% | 7.26% | 5.23% | 7.76% | 8.71% |
| 2022 | 4.20% | 0.51% | 4.72% | 1.88% | 6.60% | 3.33% | 7.63% | 5.60% | 5.30% | 6.84% | 7.77% |
| Dec 2021 | 3.92% | 0.47% | 4.39% | 2.30% | 6.70% | 3.04% | 9.21% | 5.47% | 6.06% | 8.15% | 5.97% |
| Nov 2021 | 4.23% | 0.59% | 4.83% | 2.22% | 7.04% | 4.69% | 8.97% | 5.41% | 5.50% | 8.23% | 7.67% |
| Oct 2021 | 3.86% | 0.45% | 4.31% | 1.12% | 5.43% | 5.59% | 6.74% | 4.54% | 4.46% | 4.81% | 5.58% |
| Sep 2021 | 4.04% | 0.51% | 4.55% | 1.12% | 5.68% | 4.38% | 6.37% | 4.72% | 4.70% | 6.30% | 6.47% |
| Aug 2021 | 3.90% | 0.40% | 4.29% | 0.99% | 5.28% | 2.69% | 5.87% | 4.50% | 4.26% | 4.05% | 6.69% |
| Jul 2021 | 3.81% | 0.47% | 4.28% | 0.71% | 5.00% | 3.39% | 4.80% | 5.13% | 3.45% | 4.29% | 6.36% |
| Jun 2021 | 3.45% | 0.46% | 3.92% | 0.76% | 4.68% | 1.70% | 4.90% | 4.38% | 3.34% | 4.11% | 6.09% |
| May 2021 | 3.22% | 0.33% | 3.56% | 0.84% | 4.40% | 1.59% | 5.00% | 3.71% | 2.28% | 4.93% | 5.86% |
| Apr 2021 | 3.09% | 0.48% | 3.57% | 0.94% | 4.52% | 1.63% | 4.98% | 4.10% | 2.58% | 4.53% | 6.00% |
| Mar 2021 | 2.99% | 0.45% | 3.44% | 1.19% | 4.63% | 1.18% | 4.92% | 4.66% | 3.12% | 5.93% | 5.49% |
| Feb 2021 | 3.31% | 0.39% | 3.70% | 2.68% | 6.38% | 1.57% | 6.83% | 5.48% | 3.38% | 7.78% | 8.93% |
| Jan 2021 | 4.03% | 0.22% | 4.25% | 5.24% | 9.50% | 2.43% | 11.33% | 8.22% | 4.37% | 13.95% | 11.62% |
| 2021 | 3.66% | 0.44% | 4.09% | 1.67% | 5.76% | 2.84% | 6.66% | 5.02% | 3.97% | 6.42% | 6.88% |

| Year / Month | Certified absence | Self-certified absence | Total absence rate | Non Covid-19 absence | Covid-19 Absence | CHWB | Mental Health | PC | Disabilities | Older People | CHO Ops |
|--------------|-------------------|------------------------|--------------------|----------------------|------------------|--------|---------------|-------|--------------|--------------|---------|
| Aug 2024 | 4.67% | 0.46% | 5.90% | 5.13% | 0.77% | 13.65% | 6.37% | 5.65% | 5.26% | 6.48% | 7.92% |
| Jul 2024 | 4.78% | 0.58% | 6.34% | 5.36% | 0.98% | 10.90% | 5.69% | 7.14% | 6.12% | 6.43% | 4.46% |
| Jun 2024 | 4.33% | 0.55% | 5.55% | 4.88% | 0.67% | 8.63% | 4.88% | 5.80% | 5.37% | 6.07% | 5.38% |
| May 2024 | 4.92% | 0.59% | 5.83% | 5.51% | 0.32% | 8.58% | 6.06% | 5.90% | 5.62% | 6.09% | 3.08% |
| Apr 2024 | 4.19% | 0.59% | 5.03% | 4.78% | 0.25% | 1.95% | 4.57% | 5.61% | 4.53% | 5.63% | 5.25% |
| Mar 2024 | 4.34% | 0.62% | 5.24% | 4.95% | 0.28% | 5.85% | 4.75% | 5.83% | 4.84% | 5.84% | 2.92% |
| Feb 2024 | 4.68% | 0.56% | 5.53% | 5.23% | 0.30% | 9.25% | 4.75% | 5.37% | 5.88% | 5.86% | 3.44% |
| Jan 2024 | 5.02% | 0.64% | 6.29% | 5.66% | 0.64% | 7.07% | 5.90% | 6.36% | 5.91% | 7.29% | 4.30% |
| 2024 | 4.62% | 0.57% | 5.72% | 5.20% | 0.53% | 8.22% | 5.38% | 5.97% | 5.45% | 6.22% | 4.55% |
| Dec 2023 | 4.54% | 0.69% | 6.02% | 5.24% | 0.79% | 7.54% | 4.67% | 6.25% | 6.32% | 6.48% | 4.64% |
| Nov 2023 | 4.30% | 0.67% | 5.48% | 4.98% | 0.50% | 6.37% | 4.38% | 5.23% | 5.86% | 6.24% | 3.04% |
| Oct 2023 | 4.18% | 0.54% | 5.32% | 4.72% | 0.60% | 0.28% | 4.61% | 5.57% | 5.30% | 5.77% | 4.68% |
| Sep 2023 | 3.83% | 0.67% | 5.00% | 4.50% | 0.50% | 2.17% | 3.65% | 5.43% | 5.00% | 5.60% | 5.54% |
| Aug 2023 | 4.30% | 0.52% | 5.52% | 4.82% | 0.70% | 0.60% | 4.67% | 4.72% | 5.68% | 7.09% | 4.97% |
| Jul 2023 | 3.90% | 0.46% | 4.80% | 4.37% | 0.43% | 1.66% | 3.07% | 4.73% | 5.27% | 5.39% | 6.04% |
| Jun 2023 | 3.60% | 0.71% | 4.60% | 4.30% | 0.29% | 0.32% | 3.27% | 3.97% | 5.28% | 5.36% | 3.32% |
| May 2023 | 3.74% | 0.52% | 4.68% | 4.26% | 0.42% | 3.67% | 3.21% | 3.86% | 5.18% | 6.09% | 3.35% |
| Apr 2023 | 3.74% | 0.50% | 4.70% | 4.24% | 0.45% | 1.66% | 3.39% | 4.07% | 5.23% | 5.45% | 6.04% |
| Mar 2023 | 4.17% | 0.60% | 5.51% | 4.77% | 0.74% | 3.19% | 4.56% | 4.72% | 6.11% | 6.24% | 4.51% |
| Feb 2023 | 3.77% | 0.50% | 4.82% | 4.27% | 0.55% | 0.66% | 3.84% | 5.70% | 4.65% | 5.42% | 2.81% |
| Jan 2023 | 4.79% | 0.57% | 6.33% | 5.36% | 0.97% | 2.69% | 5.97% | 6.62% | 5.63% | 7.74% | 4.72% |
| 2023 | 4.07% | 0.58% | 5.23% | 4.65% | 0.58% | 2.70% | 4.09% | 5.07% | 5.45% | 6.05% | 4.45% |
| Dec 2022 | 4.99% | 0.74% | 7.12% | 5.73% | 1.39% | 0.64% | 5.50% | 7.79% | 6.82% | 8.63% | 4.44% |
| Nov 2022 | 4.10% | 0.61% | 5.47% | 4.72% | 0.75% | 4.12% | 4.18% | 5.91% | 4.77% | 7.44% | 3.37% |
| Oct 2022 | 4.47% | 0.60% | 5.94% | 5.06% | 0.88% | 22.08% | 5.08% | 6.14% | 5.84% | 6.56% | 3.77% |
| Sep 2022 | 4.44% | 0.57% | 5.70% | 5.00% | 0.70% | 18.77% | 5.40% | 5.34% | 5.16% | 7.34% | 1.09% |
| Aug 2022 | 4.29% | 0.37% | 5.44% | 4.67% | 0.77% | 6.11% | 5.36% | 6.41% | 4.40% | 6.39% | 3.96% |
| Jul 2022 | 4.44% | 0.58% | 6.82% | 5.03% | 1.79% | 7.58% | 7.07% | 7.74% | 6.03% | 6.82% | 3.14% |
| Jun 2022 | 4.55% | 0.54% | 6.77% | 5.09% | 1.68% | 11.45% | 5.33% | 6.58% | 7.26% | 7.38% | 5.81% |
| May 2022 | 3.92% | 0.46% | 5.26% | 4.37% | 0.89% | 1.26% | 4.46% | 5.96% | 5.05% | 5.65% | 3.37% |
| Apr 2022 | 3.76% | 0.49% | 6.62% | 4.25% | 2.37% | 0.82% | 5.90% | 6.76% | 6.61% | 7.30% | 3.59% |
| Mar 2022 | 4.20% | 0.44% | 9.13% | 4.64% | 4.49% | 5.54% | 6.52% | 9.10% | 9.34% | 11.29% | 4.06% |
| Feb 2022 | 4.00% | 0.39% | 7.13% | 4.40% | 2.73% | 16.72% | 5.83% | 6.16% | 7.99% | 7.85% | |
| Jan 2022 | 3.30% | 0.37% | 8.04% | 3.67% | 4.37% | 0.73% | 7.50% | 6.62% | 8.23% | 9.78% | |
| 2022 | 4.20% | 0.51% | 6.60% | 4.72% | 1.88% | 7.21% | 5.64% | 6.70% | 6.45% | 7.71% | 3.63% |
| Dec 2021 | 3.92% | 0.47% | 6.70% | 4.39% | 2.30% | 0.00% | 6.07% | 6.33% | 6.27% | 8.29% | |
| Nov 2021 | 4.23% | 0.59% | 7.04% | 4.83% | 2.22% | 0.00% | 5.89% | 6.30% | 6.75% | 9.39% | |
| Oct 2021 | 3.86% | 0.45% | 5.43% | 4.31% | 1.12% | 0.00% | 5.08% | 5.25% | 5.24% | 6.24% | |
| Sep 2021 | 4.04% | 0.51% | 5.68% | 4.55% | 1.12% | 0.00% | 3.72% | 5.30% | 6.28% | 6.74% | |
| Aug 2021 | 3.90% | 0.40% | 5.28% | 4.29% | 0.99% | 0.00% | 4.29% | 4.59% | 5.69% | 6.16% | |
| Jul 2021 | 3.81% | 0.47% | 5.00% | 4.28% | 0.71% | 0.00% | 3.78% | 3.85% | 6.10% | 5.49% | |
| Jun 2021 | 3.45% | 0.46% | 4.68% | 3.92% | 0.76% | 2.39% | 3.90% | 3.62% | 4.98% | 6.00% | |
| May 2021 | 3.22% | 0.33% | 4.40% | 3.56% | 0.84% | 0.00% | 3.70% | 3.19% | 4.34% | 6.38% | |
| Apr 2021 | 3.09% | 0.48% | 4.52% | 3.57% | 0.94% | 0.00% | 3.43% | 3.15% | 4.97% | 6.17% | |
| Mar 2021 | 2.99% | 0.45% | 4.63% | 3.44% | 1.19% | 6.40% | 4.04% | 2.94% | 4.50% | 7.18% | |
| Feb 2021 | 3.31% | 0.39% | 6.38% | 3.70% | 2.68% | 6.41% | 4.55% | 3.91% | 6.21% | 10.94% | |
| Jan 2021 | 4.03% | 0.22% | 9.50% | 4.25% | 5.24% | 5.90% | 10.21% | 6.26% | 8.93% | 13.17% | |
| 2021 | 3.66% | 0.44% | 5.76% | 4.09% | 1.67% | 2.10% | 4.89% | 4.57% | 5.83% | 7.67% | |



| Year / Month | Certified absence | Self- certified absence | Non- Covid-19 absence | Covid-19 absence | Total absence rate | Community Health & Wellbeing | Primary Care | Disabilities | Mental Health | Older People | CHQ Operations | Health Service Executive | Primary Care | Disabilities | Mental Health | Older People | Section 38 Voluntary Agencies |
|--------------|----------------------|-------------------------------|-----------------------------|---------------------|--------------------------|------------------------------------|--------------|--------------|---------------|--------------|-------------------|-----------------------------|--------------|--------------|---------------|--------------|-------------------------------------|
| Aug 2024 | 4.67% | 0.46% | 5.13% | 0.77% | 5.90% | 13.65% | 5.63% | 9.21% | 6.20% | 9.18% | 7.92% | 7.19% | 4.78% | 4.52% | 6.62% | 4.49% | 4.81% |
| Jul 2024 | 4.78% | 0.58% | 5.36% | 0.98% | 6.34% | 10.90% | 7.38% | 10.62% | 5.93% | 8.63% | 4.46% | 7.62% | 5.81% | 5.23% | 5.30% | 4.72% | 5.16% |
| Jun 2024 | 4.33% | 0.55% | 4.88% | 0.67% | 5.55% | 8.63% | 6.17% | 11.37% | 5.28% | 7.44% | 5.38% | 6.87% | 3.98% | 4.20% | 4.22% | 5.05% | 4.39% |
| May 2024 | 4.92% | 0.59% | 5.51% | 0.32% | 5.83% | 8.58% | 5.67% | 10.72% | 5.27% | 6.91% | 3.08% | 6.35% | 7.24% | 4.99% | 7.52% | 5.43% | 5.33% |
| Apr 2024 | 4.19% | 0.59% | 4.78% | 0.25% | 5.03% | 1.95% | 5.62% | 9.99% | 4.75% | 5.87% | 5.25% | 5.94% | 5.58% | 3.40% | 4.25% | 5.44% | 4.15% |
| Mar 2024 | 4.34% | 0.62% | 4.96% | 0.28% | 5.24% | 5.85% | 5.80% | 9.09% | 4.63% | 7.02% | 2.92% | 6.07% | 6.00% | 4.00% | 4.96% | 5.01% | 4.50% |
| Feb 2024 | 4.68% | 0.56% | 5.23% | 0.30% | 5.53% | 9.25% | 5.20% | 8.20% | 5.01% | 7.78% | 3.44% | 6.00% | 6.33% | 5.42% | 4.34% | 4.40% | 5.10% |
| Jan 2024 | 5.02% | 0.64% | 5.66% | 0.64% | 6.29% | 7.07% | 5.48% | 8.67% | 6.34% | 8.63% | 4.30% | 6.64% | 11.62% | 5.34% | 5.04% | 6.19% | 5.94% |
| 2024 | 4.62% | 0.57% | 5.20% | 0.53% | 5.73% | 8.22% | 5.89% | 9.74% | 5.43% | 7.69% | 4.55% | 6.58% | 6.42% | 4.60% | 5.29% | 5.09% | 4.93% |
| Dec 2023 | 4.54% | 0.66% | 5.24% | 0.79% | 6.02% | 7.54% | 5.40% | 10.22% | 5.11% | 7.65% | 4.64% | 6.42% | 10.51% | 5.47% | 3.98% | 5.62% | 5.66% |
| Nov 2023 | 4.30% | 0.67% | 4.98% | 0.50% | 5.48% | 6.37% | 4.89% | 7.75% | 4.17% | 8.33% | 3.04% | 5.69% | 7.28% | 5.48% | 4.71% | 4.58% | 5.27% |
| Oct 2023 | 4.18% | 0.54% | 4.72% | 0.60% | 5.32% | 0.28% | 5.26% | 7.94% | 5.11% | 6.99% | 4.68% | 5.64% | 7.36% | 4.75% | 3.74% | 4.81% | 4.82% |
| Sep 2023 | 3.83% | 0.67% | 4.50% | 0.50% | 5.00% | 2.17% | 4.92% | 7.36% | 4.19% | 8.26% | 5.54% | 5.73% | 8.27% | 4.96% | 2.80% | 3.76% | 4.36% |
| Aug 2023 | 4.30% | 0.52% | 4.82% | 0.70% | 5.52% | 0.60% | 4.74% | 6.48% | 4.67% | 7.85% | 4.97% | 5.57% | 4.63% | 5.51% | | 5.71% | 5.46% |
| Jul 2023 | 3.90% | 0.46% | 4.37% | 0.43% | 4.80% | 1.66% | 4.47% | 5.97% | 3.22% | 6.30% | 6.04% | 4.79% | 5.89% | 5.14% | 2.82% | 4.76% | 4.80% |
| Jun 2023 | 3.60% | 0.71% | 4.30% | 0.29% | 4.60% | 0.32% | 3.97% | 5.95% | 3.66% | 6.92% | 3.32% | 4.67% | 3.98% | 5.16% | 2.88% | 4.15% | 4.53% |
| May 2023 | 3.74% | 0.52% | 4.26% | 0.42% | 4.68% | 3.67% | 3.95% | 7.15% | 4.09% | 7.22% | 3.35% | 5.02% | 3.31% | 4.80% | 1.97% | 5.14% | 4.37% |
| Apr 2023 | 3.74% | 0.50% | 4.24% | 0.45% | 4.70% | 1.66% | 4.46% | 5.95% | 3.22% | 6.28% | 6.04% | 4.79% | 2.23% | 5.10% | 3.61% | 4.82% | 4.63% |
| Mar 2023 | 4.17% | 0.60% | 4.77% | 0.74% | 5.51% | 3.19% | 4.77% | 6.85% | 5.27% | 8.15% | 4.51% | 5.77% | 4.43% | 5.97% | 3.57% | 4.84% | 5.29% |
| Feb 2023 | 3.77% | 0.50% | 4.27% | 0.55% | 4.82% | 0.66% | 5.97% | 6.29% | 4.22% | 6.25% | 2.81% | 5.44% | 4.37% | 4.36% | 3.34% | 4.80% | 4.31% |
| Jan 2023 | 4.79% | 0.57% | 5.36% | 0.97% | 6.33% | 2.69% | 6.06% | 8.18% | 6.81% | 8.52% | 4.72% | 7.12% | 6.36% | 5.11% | 4.65% | 7.15% | 5.62% |
| 2023 | 4.67% | 0.58% | 4.65% | 0.58% | 5.23% | 2.70% | 4.95% | 7.26% | 4.49% | 7.41% | 4.45% | 5.58% | 5.71% | 5.12% | 3.44% | 4.97% | 4.91% |
| Dec 2022 | 4.99% | 0.74% | 5.73% | 1.35% | 7.12% | 0.84% | 7.70% | 9.86% | 6.73% | 10.12% | 4.44% | 8.09% | 8.26% | 6.27% | 3.92% | 7.55% | 6.36% |
| Nov 2022 | 4.10% | 0.61% | 4.72% | 0.75% | 5.47% | 4.12% | 5.50% | 6.92% | 5.25% | 10.04% | 3.37% | 6.41% | 8.21% | 4.38% | 2.84% | 5.55% | 4.65% |
| Oct 2022 | 4.47% | 0.80% | 5.08% | 0.88% | 5.94% | 22.98% | 5.89% | 7.80% | 6.94% | 7.80% | 3.77% | 6.74% | 7.51% | 5.49% | 1.92% | 5.64% | 5.22% |
| Sep 2022 | 4.44% | 0.57% | 5.00% | 0.70% | 5.70% | 18.77% | 4.80% | 6.97% | 6.35% | 8.18% | 1.09% | 6.04% | 8.33% | 4.80% | 3.73% | 6.73% | 5.39% |
| Aug 2022 | 4.29% | 0.37% | 4.67% | 0.77% | 5.44% | 6.11% | 6.10% | 6.55% | 6.68% | 6.93% | 3.96% | 6.39% | 8.09% | 4.01% | 4.78% | 5.99% | 4.82% |
| Jul 2022 | 4.44% | 0.58% | 5.03% | 1.79% | 6.82% | 7.58% | 7.64% | 8.21% | 6.37% | 8.08% | 3.14% | 7.44% | 7.20% | 5.39% | 8.27% | 5.93% | 6.14% |
| Jun 2022 | 4.55% | 0.54% | 5.09% | 1.68% | 6.77% | 11.45% | 7.23% | 9.08% | 5.45% | 8.23% | 5.81% | 7.21% | 2.81% | 6.89% | 5.14% | 6.76% | 6.37% |
| May 2022 | 3.92% | 0.46% | 4.37% | 0.89% | 5.26% | 1.26% | 6.58% | 8.60% | 4.61% | 7.02% | 3.37% | 6.33% | 2.26% | 4.31% | 4.18% | 4.64% | 4.24% |
| Apr 2022 | 3.76% | 0.49% | 4.25% | 2.37% | 6.62% | 0.82% | 7.41% | 9.95% | 5.59% | 8.63% | 3.59% | 7.39% | 1.40% | 5.91% | 6.41% | 6.36% | 5.88% |
| Mar 2022 | 4.20% | 0.44% | 4.64% | 4.49% | 9.13% | 5.54% | 9.96% | 11.71% | 7.97% | 12.88% | 4.06% | 10.10% | 1.34% | 8.84% | 4.06% | 10.13% | 8.18% |
| Feb 2022 | 4.00% | 0.39% | 4.40% | 2.73% | 7.13% | 16.72% | 6.67% | 9.73% | 7.11% | 7.65% | | 7.37% | 1.55% | 7.63% | 3.73% | 7.99% | 6.90% |
| Jan 2022 | 3.30% | 0.37% | 3.67% | 4.37% | 8.04% | 0.73% | 7.14% | 10.46% | 8.57% | 9.48% | | 8.32% | 1.70% | 7.73% | 5.58% | 9.99% | 7.76% |
| 2022 | 4.20% | 0.51% | 4.72% | 1.88% | 6.66% | 7.21% | 6.91% | 8.84% | 6.46% | 8.76% | 3.63% | 7.33% | 5.30% | 5.96% | 4.53% | 6.94% | 5.94% |
| Dec 2021 | 3.92% | 0.47% | 4.39% | 2.30% | 6.70% | 0.00% | 6.83% | 11.98% | 6.69% | 7.69% | | 7.59% | 1.70% | 5.07% | 4.99% | 8.71% | 5.85% |
| Nov 2021 | 4.23% | 0.59% | 4.83% | 2.22% | 7.04% | 0.00% | 6.76% | 9.92% | 7.69% | 9.82% | | 7.90% | 1.70% | 6.09% | 2.84% | 9.09% | 6.22% |
| Oct 2021 | 3.86% | 0.45% | 4.31% | 1.12% | 5.43% | 0.00% | 5.71% | 7.62% | 5.49% | 7.39% | | 6.22% | 1.17% | 4.74% | 4.41% | 5.47% | 4.72% |
| Sep 2021 | 4.04% | 0.51% | 4.55% | 1.12% | 5.68% | 0.00% | 5.74% | 12.13% | 3.92% | 7.68% | | 6.51% | 1.17% | 5.00% | 3.38% | 6.11% | 4.89% |
| Aug 2021 | 3.90% | 0.40% | 4.29% | 0.99% | 5.28% | 0.00% | 4.98% | 12.67% | 4.19% | 6.89% | | 6.20% | 1.29% | 4.07% | 4.46% | 5.68% | 4.42% |
| Jul 2021 | 3.81% | 0.47% | 4.28% | 0.71% | 5.00% | 0.00% | 4.10% | 10.05% | 3.77% | 6.23% | | 5.22% | 1.49% | 5.19% | 3.79% | 5.01% | 4.79% |
| Jun 2021 | 3.45% | 0.46% | 3.92% | 0.76% | 4.68% | 2.39% | 3.62% | 7.64% | 3.76% | 6.80% | | 4.87% | 1.81% | 4.35% | 4.15% | 5.47% | 4.49% |
| May 2021 | 3.22% | 0.33% | 3.56% | 0.84% | 4.40% | 0.00% | 3.37% | 5.87% | 3.98% | 6.96% | | 4.52% | 1.61% | 3.99% | 3.23% | 5.97% | 4.28% |
| Apr 2021 | 3.09% | 0.48% | 3.57% | 0.94% | 4.52% | 0.00% | 3.32% | 6.39% | 3.72% | 7.37% | | 4.57% | 1.61% | 4.64% | 2.94% | 5.36% | 4.47% |
| Mar 2021 | 2.99% | 0.45% | 3.44% | 1.19% | 4.63% | 6.40% | 3.09% | 5.65% | 3.66% | 6.99% | | 4.34% | 1.61% | 4.24% | 4.35% | 7.31% | 4.90% |
| Feb 2021 | 3.31% | 0.39% | 3.70% | 2.68% | 6.38% | 6.41% | 4.16% | 5.79% | 5.12% | 9.14% | | 5.51% | 1.81% | 6.30% | 3.70% | 12.10% | 7.16% |
| Jan 2021 | 4.03% | 0.22% | 4.25% | 5.24% | 9.50% | 5.90% | 6.78% | 6.73% | 12.75% | 9.81% | | 8.76% | 1.81% | 9.49% | 5.69% | 15.39% | 10.21% |
| 2021 | 3.66% | 0.44% | 4.09% | 1.67% | 5.76% | 2.10% | 4.91% | 8.48% | 5.44% | 7.73% | | 6.03% | 1.56% | 5.24% | 3.98% | 7.63% | 5.52% |

| Year / Month | Certified absence | Self-certified absence | Non Covid-19 absence | Covid-19 absence | Total absence rate | Children's Sunshine Home | Dublin Dental Hospital | Leopardstown Park Hospital | Our Lady's Hospice & Care, Wicklow | Royal Hospital, Donnybrook, Dublin | St John of God HQ | St. John of God (DB) | St. John of God (MHB) | Sunbeam House Services | Section 38 Voluntary Agencies |
|--------------|-------------------|------------------------|----------------------|------------------|--------------------|--------------------------|------------------------|----------------------------|------------------------------------|------------------------------------|-------------------|----------------------|-----------------------|------------------------|-------------------------------|
| Aug 2024 | 3.86% | 0.39% | 4.25% | 0.56% | 4.81% | 3.73% | 3.87% | 5.89% | 6.78% | 3.61% | 2.20% | 4.53% | 6.62% | 4.71% | 4.81% |
| Jul 2024 | 3.64% | 0.66% | 4.30% | 0.86% | 5.16% | 7.10% | 3.98% | 5.94% | 9.45% | 3.80% | 1.53% | 5.12% | 5.30% | 5.41% | 5.16% |
| Jun 2024 | 3.37% | 0.56% | 3.93% | 0.46% | 4.39% | 5.55% | 3.00% | 5.45% | 6.28% | 4.72% | 2.72% | 4.48% | 4.22% | 3.98% | 4.39% |
| May 2024 | 4.54% | 0.59% | 5.13% | 0.19% | 5.33% | 7.01% | 9.36% | 5.91% | 2.54% | 5.06% | 5.36% | 5.32% | 7.52% | 3.79% | 5.33% |
| Apr 2024 | 3.41% | 0.58% | 3.99% | 0.16% | 4.15% | 5.19% | 5.00% | 6.54% | 8.83% | 4.58% | 1.07% | 3.84% | 4.25% | 3.12% | 4.15% |
| Mar 2024 | 3.66% | 0.62% | 4.28% | 0.22% | 4.50% | 8.06% | 6.23% | 6.50% | 5.45% | 3.91% | 1.29% | 4.35% | 4.96% | 3.60% | 4.50% |
| Feb 2024 | 4.34% | 0.56% | 4.90% | 0.20% | 5.10% | 8.95% | 6.56% | 6.22% | 5.78% | 2.97% | 2.79% | 7.12% | 4.34% | 4.04% | 5.10% |
| Jan 2024 | 4.54% | 0.63% | 5.17% | 0.77% | 5.94% | 7.69% | 9.61% | 8.77% | 16.02% | 4.35% | 3.14% | 4.94% | 5.04% | 5.56% | 5.94% |
| 2024 | 3.92% | 0.57% | 4.50% | 0.43% | 4.93% | 6.68% | 5.95% | 6.37% | 7.48% | 4.12% | 2.50% | 4.98% | 5.29% | 4.29% | 4.93% |
| Dec 2023 | 4.29% | 0.71% | 5.00% | 0.66% | 5.66% | 11.50% | 7.88% | 7.38% | 16.75% | 4.40% | 5.35% | 6.55% | 3.98% | 4.39% | 5.66% |
| Nov 2023 | 4.06% | 0.71% | 4.77% | 0.50% | 5.27% | 8.37% | 6.07% | 5.23% | 9.93% | 4.09% | 5.10% | 7.09% | 4.71% | 4.12% | 5.27% |
| Oct 2023 | 3.78% | 0.49% | 4.28% | 0.54% | 4.82% | 7.28% | 6.53% | 6.60% | 9.28% | 3.55% | 3.79% | 5.87% | 3.74% | 3.83% | 4.82% |
| Sep 2023 | 3.19% | 0.79% | 3.97% | 0.39% | 4.36% | 9.14% | 6.97% | 5.12% | 11.38% | 2.92% | 0.56% | 4.59% | 2.80% | 4.43% | 4.36% |
| Aug 2023 | 4.25% | 0.53% | 4.78% | 0.67% | 5.46% | 9.35% | 3.94% | 5.71% | 6.13% | | 0.84% | 7.47% | | 4.34% | 5.46% |
| Jul 2023 | 4.07% | 0.50% | 4.57% | 0.23% | 4.80% | 8.66% | 4.26% | 4.83% | 9.41% | 4.71% | 2.97% | 7.23% | 2.82% | 3.54% | 4.80% |
| Jun 2023 | 3.45% | 0.93% | 4.37% | 0.16% | 4.53% | 7.93% | 3.01% | 3.99% | 6.18% | 4.26% | 3.24% | 4.29% | 2.88% | 5.84% | 4.53% |
| May 2023 | 3.62% | 0.45% | 4.07% | 0.30% | 4.37% | 4.26% | 3.44% | 4.79% | 3.06% | 5.40% | 3.71% | 5.27% | 1.97% | 4.56% | 4.37% |
| Apr 2023 | 3.78% | 0.57% | 4.36% | 0.27% | 4.63% | 4.57% | 1.14% | 4.56% | 4.73% | 5.01% | 5.78% | 5.45% | 3.61% | 4.76% | 4.63% |
| Mar 2023 | 4.11% | 0.61% | 4.72% | 0.57% | 5.29% | 5.85% | 4.59% | 6.41% | 4.10% | 3.75% | 9.72% | 6.49% | 3.57% | 5.20% | 5.29% |
| Feb 2023 | 3.34% | 0.45% | 3.80% | 0.51% | 4.31% | 9.99% | 4.59% | 5.38% | 3.83% | 4.34% | 1.00% | 3.67% | 3.34% | 4.91% | 4.31% |
| Jan 2023 | 4.22% | 0.57% | 4.79% | 0.83% | 5.62% | 11.81% | 4.59% | 7.08% | 10.07% | 7.20% | 3.85% | 4.69% | 4.65% | 4.96% | 5.62% |
| 2023 | 3.83% | 0.61% | 4.44% | 0.46% | 4.91% | 8.20% | 4.75% | 5.59% | 7.83% | 4.48% | 3.90% | 5.60% | 3.44% | 4.56% | 4.91% |
| Dec 2022 | 4.27% | 0.66% | 4.93% | 1.43% | 6.36% | 14.53% | 8.24% | 10.19% | 8.29% | 5.83% | 3.09% | 5.20% | 3.92% | 6.81% | 6.36% |
| Nov 2022 | 3.50% | 0.58% | 4.07% | 0.57% | 4.65% | 10.62% | 8.46% | 9.14% | 7.70% | 2.95% | 3.02% | 3.06% | 2.64% | 5.14% | 4.65% |
| Oct 2022 | 3.72% | 0.58% | 4.31% | 0.91% | 5.22% | 10.07% | 8.71% | 8.13% | 4.91% | 3.84% | 2.71% | 5.03% | 1.92% | 5.70% | 5.22% |
| Sep 2022 | 4.00% | 0.62% | 4.62% | 0.77% | 5.39% | 7.39% | 8.43% | 9.69% | 8.13% | 4.62% | 5.39% | 5.13% | 3.73% | 4.24% | 5.39% |
| Aug 2022 | 3.61% | 0.39% | 3.99% | 0.83% | 4.82% | 7.15% | 9.07% | 7.39% | 6.04% | 4.95% | 4.32% | 3.40% | 4.78% | 4.18% | 4.82% |
| Jul 2022 | 3.81% | 0.83% | 4.64% | 1.50% | 6.14% | 9.94% | 7.30% | 8.79% | 6.98% | 3.78% | 4.32% | 6.86% | 8.27% | 4.91% | 6.14% |
| Jun 2022 | 4.31% | 0.53% | 4.85% | 1.52% | 6.37% | 16.27% | 1.52% | 8.70% | 5.70% | 5.30% | 1.74% | 7.19% | 5.14% | 6.10% | 6.37% |
| May 2022 | 3.00% | 0.38% | 3.38% | 0.86% | 4.24% | 10.50% | 1.46% | 5.03% | 3.96% | 4.35% | 0.05% | 4.64% | 4.18% | 3.76% | 4.24% |
| Apr 2022 | 2.90% | 0.49% | 3.39% | 2.49% | 5.88% | 11.91% | 1.40% | 6.51% | | 6.26% | | 5.76% | 6.41% | 5.44% | 5.88% |
| Mar 2022 | 3.39% | 0.48% | 3.86% | 4.32% | 8.18% | 14.62% | 1.34% | 9.91% | | 10.29% | | 9.51% | 4.06% | 7.75% | 8.18% |
| Feb 2022 | 3.49% | 0.38% | 3.87% | 3.03% | 6.90% | 12.25% | 1.55% | 9.04% | | 7.10% | | 6.95% | 3.73% | 7.70% | 6.90% |
| Jan 2022 | 3.06% | 0.30% | 3.36% | 4.40% | 7.76% | 11.49% | 1.70% | 10.22% | | 9.81% | | 6.88% | 5.58% | 8.05% | 7.76% |
| 2022 | 3.99% | 0.51% | 4.10% | 1.83% | 5.94% | 11.40% | 4.93% | 8.56% | 6.49% | 5.74% | 3.09% | 5.65% | 4.53% | 5.81% | 5.94% |
| Dec 2021 | 3.26% | 0.47% | 3.73% | 2.12% | 5.85% | 10.17% | 1.70% | 7.65% | | 9.52% | | 4.80% | 4.99% | 4.76% | 5.85% |
| Nov 2021 | 3.53% | 0.58% | 4.11% | 2.11% | 6.22% | 11.93% | 1.70% | 8.12% | | 9.88% | | 5.30% | 2.84% | 6.12% | 6.22% |
| Oct 2021 | 3.12% | 0.47% | 3.59% | 1.13% | 4.72% | 11.74% | 1.17% | 5.79% | | 5.22% | | 4.66% | 4.41% | 4.11% | 4.72% |
| Sep 2021 | 3.33% | 0.48% | 3.81% | 1.08% | 4.89% | 10.23% | 1.17% | 5.96% | | 6.23% | | 5.24% | 3.38% | 4.22% | 4.89% |
| Aug 2021 | 3.00% | 0.41% | 3.41% | 1.01% | 4.42% | 6.76% | 1.29% | 4.27% | | 6.84% | | 4.49% | 4.46% | 3.52% | 4.42% |
| Jul 2021 | 3.55% | 0.51% | 4.06% | 0.73% | 4.79% | 11.01% | 1.49% | 4.00% | | 5.81% | | 5.44% | 3.79% | 4.40% | 4.79% |
| Jun 2021 | 3.39% | 0.45% | 3.84% | 0.66% | 4.49% | 6.14% | 1.81% | 5.32% | | 5.58% | | 4.69% | 4.15% | 3.88% | 4.49% |
| May 2021 | 3.06% | 0.34% | 3.41% | 0.87% | 4.28% | 6.45% | 1.61% | 5.37% | | 6.46% | | 4.54% | 3.23% | 3.23% | 4.28% |
| Apr 2021 | 2.94% | 0.59% | 3.53% | 0.93% | 4.47% | 6.81% | 1.61% | 4.86% | | 5.78% | | 5.74% | 2.94% | 3.50% | 4.47% |
| Mar 2021 | 3.07% | 0.55% | 3.62% | 1.28% | 4.90% | 7.33% | 1.61% | 5.29% | | 8.85% | | 4.15% | 4.35% | 3.98% | 4.90% |
| Feb 2021 | 3.35% | 0.36% | 3.71% | 3.45% | 7.16% | 6.70% | 1.81% | 9.18% | | 14.61% | | 4.71% | 3.70% | 7.79% | 7.16% |
| Jan 2021 | 4.33% | 0.21% | 4.53% | 5.68% | 10.21% | 8.53% | 1.81% | 14.77% | | 15.88% | | 8.42% | 5.69% | 10.36% | 10.21% |
| 2021 | 3.32% | 0.45% | 3.78% | 1.74% | 5.52% | 8.71% | 1.56% | 6.71% | | 8.36% | | 5.13% | 3.98% | 4.97% | 5.52% |