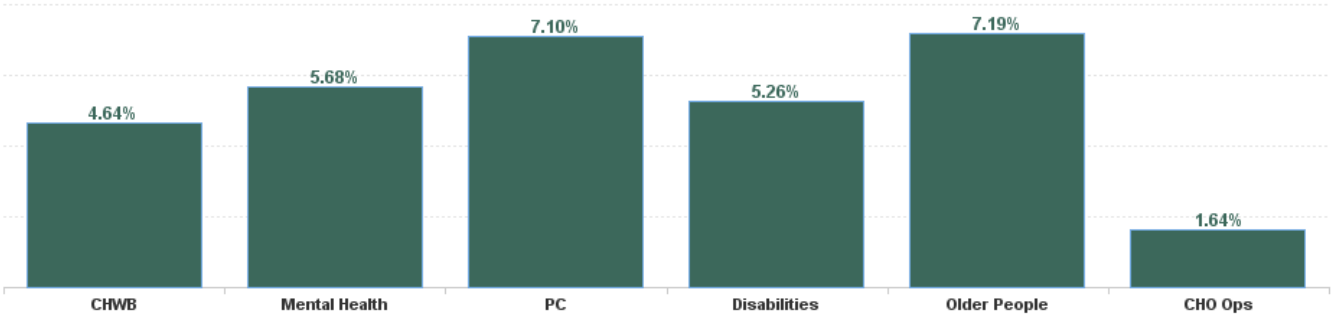


December 2024

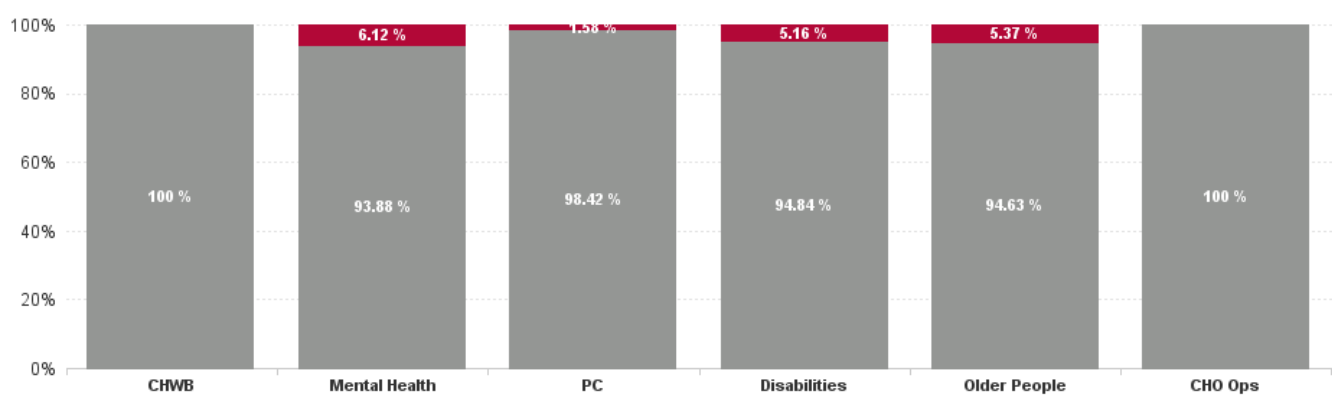
Health Service Absence Rate - by Staff Category: Dec 2024	Certified absence	Self- certified absence	Non Covid-19 absence	Covid-19 absence	Total absence rate	% Non Covid-19 absence	% Covid-19 absence
CHO 6	5.11%	0.70%	5.81%	0.27%	6.08%	95.54%	4.46%
Medical & Dental	2.77%	0.36%	3.13%	0.00%	3.13%	100.00%	0.00%
Nursing & Midwifery	5.33%	0.81%	6.14%	0.41%	6.55%	93.72%	6.28%
Health & Social Care Professionals	4.11%	0.75%	4.86%	0.17%	5.03%	96.68%	3.32%
Management & Administrative	4.77%	0.53%	5.31%	0.10%	5.41%	98.08%	1.92%
General Support	4.86%	0.71%	5.58%	0.09%	5.67%	98.42%	1.58%
Patient & Client Care	6.51%	0.71%	7.22%	0.42%	7.64%	94.53%	5.47%

Health Service Absence Rate - by Care Group: Dec 2024	Certified absence	Self- certified absence	Non Covid-19 absence	Covid-19 absence	Total absence rate	% Non Covid-19 absence	% Covid-19 absence
CHO 6	5.11%	0.70%	5.81%	0.27%	6.08%	95.54%	4.46%
Community Health & Wellbeing	4.31%	0.33%	4.64%	0.00%	4.64%	100.00%	0.00%
Primary Care	6.27%	0.72%	6.99%	0.11%	7.10%	98.42%	1.58%
Disabilities	4.29%	0.70%	4.98%	0.27%	5.26%	94.84%	5.16%
Mental Health	4.85%	0.48%	5.33%	0.35%	5.68%	93.88%	6.12%
Older People	5.91%	0.89%	6.80%	0.39%	7.19%	94.63%	5.37%
CHO Operations	1.32%	0.31%	1.64%	0.00%	1.64%	100.00%	0.00%
Community Services	5.11%	0.70%	5.81%	0.27%	6.08%	95.54%	4.46%

Total Absence Rate

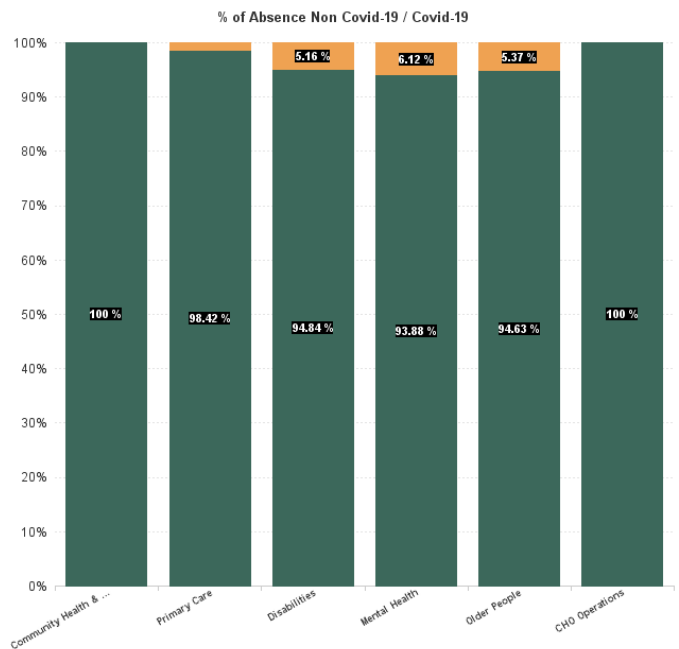
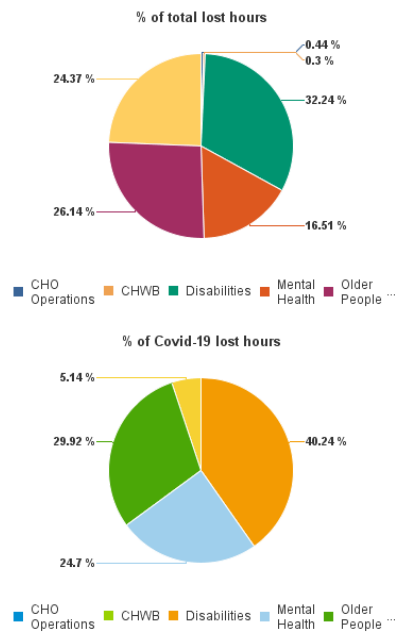


% of Absence Non Covid-19 / Covid-19



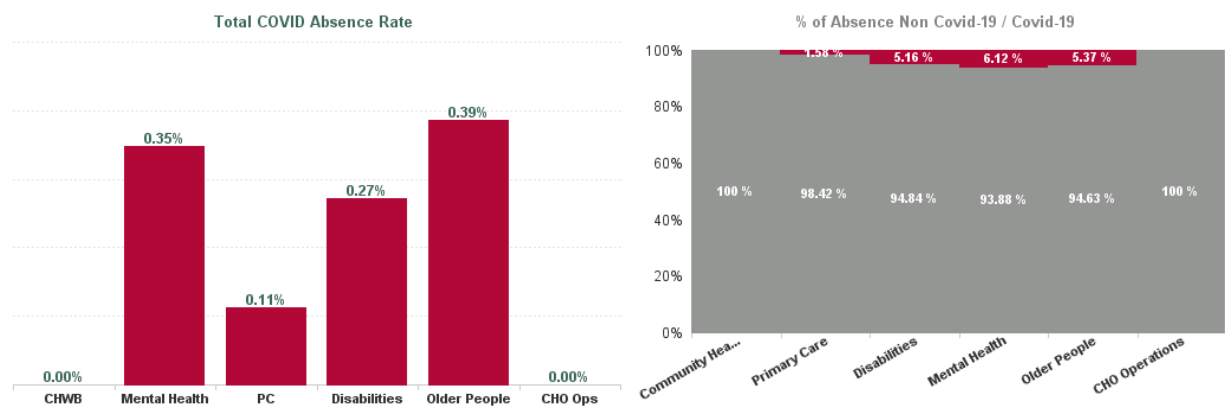
December 2024

Health Service Absence Rate - by Care Group : Dec 2024	Certified absence	Self- certified absence	Non Covid-19 absence	Covid-19 absence	Total absence rate	Medical & Dental	Nursing & Midwifery	Health & Social Care Professionals	Management & Administrative	General Support	Patient & Client Care
CHO 6	5.11%	0.70%	5.81%	0.27%	6.08%	3.13%	6.55%	5.03%	5.41%	5.67%	7.64%
Community Health & Wellbeing	4.31%	0.33%	4.64%	0.00%	4.64%			5.88%	4.90%		4.12%
Primary Care	6.27%	0.72%	6.99%	0.11%	7.10%	3.44%	8.73%	4.23%	8.32%	8.81%	10.80%
Disabilities	4.29%	0.70%	4.98%	0.27%	5.26%	0.00%	4.88%	5.78%	1.86%	3.58%	6.07%
Mental Health	4.85%	0.48%	5.33%	0.35%	5.68%	2.97%	5.95%	4.57%	7.61%	8.12%	7.71%
Older People	5.91%	0.89%	6.80%	0.39%	7.19%	0.00%	6.71%	3.10%	6.47%	5.15%	9.52%
CHO Operations	1.32%	0.31%	1.64%	0.00%	1.64%		26.67%	0.00%	1.52%		
Community Services	5.11%	0.70%	5.81%	0.27%	6.08%	3.13%	6.55%	5.03%	5.41%	5.67%	7.64%



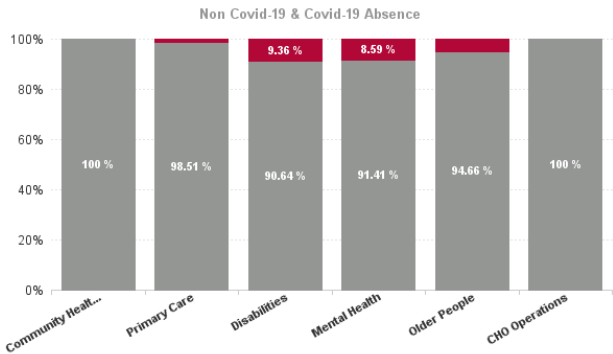
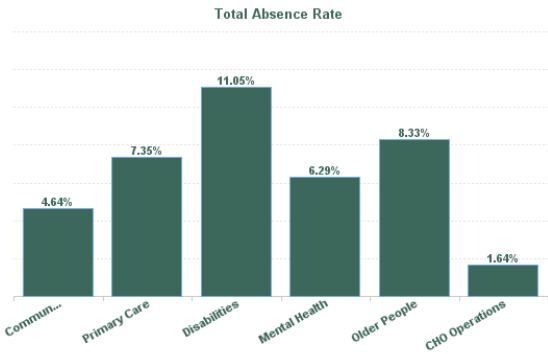
December 2024

Health Service Absence Rate - by Care Group : Dec 2024	Non Covid-19 absence	Covid-19 absence	Total absence rate	Medical & Dental	Nursing & Midwifery	Health & Social Care Professionals	Management & Administrative	General Support	Patient & Client Care
CHO 6	5.81%	0.27%	6.08%	0.00%	0.41%	0.17%	0.10%	0.09%	0.42%
Community Health & Wellbeing	4.64%	0.00%	4.64%			0.00%	0.00%		0.00%
Primary Care	6.99%	0.11%	7.10%	0.00%	0.08%	0.04%	0.20%	0.81%	0.11%
Disabilities	4.98%	0.27%	5.26%	0.00%	0.00%	0.23%	0.00%	0.00%	0.50%
Mental Health	5.33%	0.35%	5.68%	0.00%	0.73%	0.18%	0.22%	0.00%	0.00%
Older People	6.80%	0.39%	7.19%	0.00%	0.62%	0.00%	0.07%	0.00%	0.47%
CHO Operations	1.64%	0.00%	1.64%		0.00%	0.00%	0.00%		
Community Services	5.81%	0.27%	6.08%	0.00%	0.41%	0.17%	0.10%	0.09%	0.42%



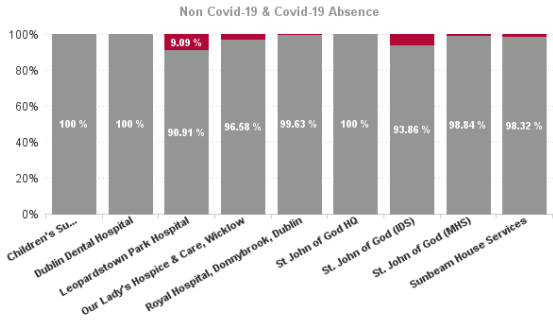
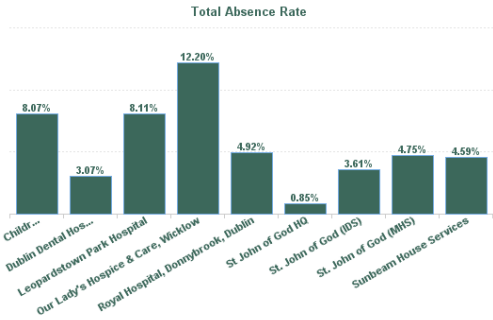
December 2024

Health Service Absence Rate - by Admin : Dec 2024	Certified absence	Self-certified absence	Non Covid-19 absence	Covid-19 absence	Total absence rate	Medical & Dental	Nursing & Midwifery	Health & Social Care Professionals	Management & Administrative	General Support	Patient & Client Care
Total	5.11%	0.70%	5.81%	0.27%	6.08%	3.13%	6.55%	5.03%	5.41%	5.67%	7.64%
Community Health & Wellbeing	4.31%	0.33%	4.64%	0.00%	4.64%			5.88%	4.90%		4.12%
Primary Care	6.58%	0.66%	7.24%	0.11%	7.35%	3.63%	8.25%	4.02%	8.47%	17.47%	16.16%
Disabilities	9.24%	0.77%	10.01%	1.03%	11.05%	0.00%	5.55%	12.17%	8.07%		15.60%
Mental Health	5.16%	0.58%	5.75%	0.54%	6.29%	1.31%	6.02%	5.81%	8.50%	10.16%	8.17%
Older People	6.89%	0.99%	7.88%	0.44%	8.33%	0.00%	7.28%	2.38%	5.76%	4.26%	11.76%
CHO Operations	1.32%	0.31%	1.64%	0.00%	1.64%		26.67%	0.00%	1.52%		
Health Service Executive	6.44%	0.71%	7.15%	0.39%	7.54%	2.90%	6.94%	4.97%	6.81%	8.09%	12.65%
Section 38 Voluntary Agencies	4.01%	0.69%	4.70%	0.17%	4.87%	3.51%	5.98%	5.05%	3.64%	4.47%	4.78%



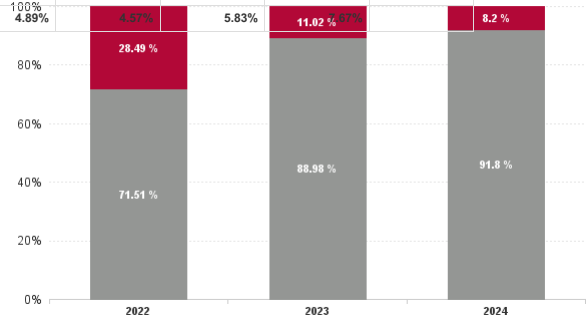
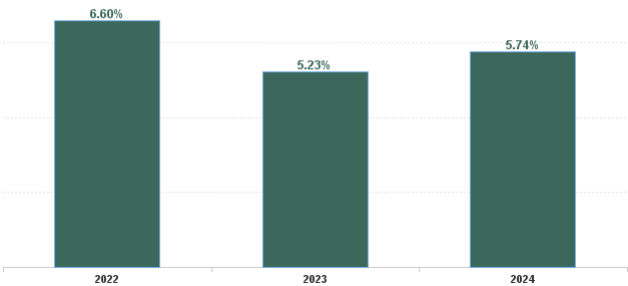
December 2024

Health Service Absence Rate - by Care Group : Dec 2024	Certified absence	Self-certified absence	Non Covid-19 absence	Covid-19 absence	Total absence rate	Medical & Dental	Nursing & Midwifery	Health & Social Care Professionals	Management & Administrative	General Support	Patient & Client Care
Total	4.01%	0.69%	4.70%	0.17%	4.87%	3.51%	5.98%	5.05%	3.64%	4.47%	4.78%
Children's Sunshine Home	6.81%	1.26%	8.07%	0.00%	8.07%		9.73%	0.00%	0.00%	24.18%	5.85%
Dublin Dental Hospital	2.07%	1.00%	3.07%	0.00%	3.07%	2.02%	9.32%	0.00%	5.34%	2.48%	0.00%
Leopardstown Park Hospital	6.20%	1.17%	7.37%	0.74%	8.11%	0.00%	9.45%	3.36%	5.42%	6.40%	9.55%
Our Lady's Hospice & Care, Wicklow	10.57%	1.21%	11.78%	0.42%	12.20%	3.80%	11.83%	21.95%	27.42%		7.55%
Royal Hospital, Donnybrook, Dublin	4.37%	0.53%	4.90%	0.02%	4.92%	0.00%	4.14%	3.29%	9.75%	4.55%	5.90%
St John of God HQ	0.62%	0.22%	0.85%	0.00%	0.85%		0.00%	8.14%	0.32%	0.00%	
St. John of God (IDS)	2.90%	0.48%	3.38%	0.22%	3.61%	0.00%	4.85%	4.30%	0.18%	2.94%	3.04%
St. John of God (MHS)	4.36%	0.33%	4.70%	0.05%	4.75%	4.07%	5.72%	3.86%	7.13%	0.00%	0.00%
Sunbeam House Services	3.68%	0.83%	4.51%	0.08%	4.59%		0.86%	6.19%	1.23%	0.00%	4.56%
Section 38 Voluntary Agencies	4.01%	0.69%	4.70%	0.17%	4.87%	3.51%	5.98%	5.05%	3.64%	4.47%	4.78%



Year / Month	Certified absence	Self-certified absence	Non Covid-19 absence	Covid-19 absence	Total absence rate	Medical & Dental	Nursing & Midwifery	Health & Social Care Professionals	Management & Administrative	General Support	Patient & Client Care
Dec 2024	5.11%	0.70%	5.81%	0.27%	6.08%	3.13%	6.55%	5.03%	5.41%	5.67%	7.64%
Nov 2024	4.70%	0.59%	5.29%	0.27%	5.56%	2.28%	5.95%	4.40%	5.41%	5.55%	7.07%
Oct 2024	4.85%	0.64%	5.49%	0.46%	5.95%	2.83%	5.77%	5.05%	5.52%	5.82%	7.92%
Sep 2024	4.48%	0.61%	5.09%	0.45%	5.54%	3.24%	6.13%	4.13%	5.53%	5.67%	6.77%
Aug 2024	4.67%	0.46%	5.13%	0.77%	5.90%	2.64%	6.28%	4.98%	6.39%	6.27%	6.74%
Jul 2024	4.78%	0.58%	5.36%	0.98%	6.34%	3.19%	7.24%	4.81%	6.95%	6.86%	7.08%
Jun 2024	4.33%	0.55%	4.88%	0.67%	5.55%	2.40%	5.80%	4.38%	5.66%	8.12%	6.37%
May 2024	4.92%	0.59%	5.51%	0.32%	5.83%	3.38%	6.63%	4.79%	6.13%	7.84%	5.90%
Apr 2024	4.19%	0.59%	4.78%	0.25%	5.03%	3.11%	5.21%	3.69%	4.86%	6.73%	6.24%
Mar 2024	4.34%	0.62%	4.95%	0.28%	5.24%	3.00%	5.17%	4.77%	4.91%	5.48%	6.33%
Feb 2024	4.68%	0.56%	5.23%	0.30%	5.53%	2.80%	5.37%	5.25%	4.80%	4.54%	7.19%
Jan 2024	5.02%	0.64%	5.66%	0.64%	6.29%	3.52%	6.44%	5.83%	5.93%	8.57%	6.87%
2024	4.68%	0.59%	5.27%	0.47%	5.74%	2.96%	6.05%	4.76%	5.63%	6.43%	6.85%
Dec 2023	4.54%	0.69%	5.24%	0.79%	6.02%	3.30%	6.63%	5.76%	5.52%	5.62%	6.62%
Nov 2023	4.30%	0.67%	4.98%	0.50%	5.48%	3.67%	5.16%	4.75%	5.96%	5.50%	6.58%
Oct 2023	4.18%	0.54%	4.72%	0.60%	5.32%	4.56%	5.27%	4.57%	5.30%	4.61%	6.36%
Sep 2023	3.83%	0.67%	4.50%	0.50%	5.00%	3.28%	5.54%	4.29%	3.71%	3.19%	6.82%
Aug 2023	4.30%	0.52%	4.82%	0.70%	5.52%	2.65%	5.68%	4.84%	4.13%	5.03%	7.43%
Jul 2023	3.90%	0.46%	4.37%	0.43%	4.80%	3.10%	4.19%	4.16%	4.21%	6.73%	6.14%
Jun 2023	3.60%	0.71%	4.30%	0.29%	4.60%	2.05%	5.20%	4.27%	3.57%	3.68%	5.62%
May 2023	3.74%	0.52%	4.26%	0.42%	4.68%	2.05%	4.63%	4.28%	3.65%	4.71%	6.23%
Apr 2023	3.74%	0.50%	4.24%	0.45%	4.70%	3.29%	4.36%	4.55%	3.74%	5.83%	5.73%
Mar 2023	4.17%	0.60%	4.77%	0.74%	5.51%	4.53%	5.14%	5.08%	4.71%	5.72%	6.92%
Feb 2023	3.77%	0.50%	4.27%	0.55%	4.82%	2.59%	4.86%	4.79%	3.84%	3.93%	6.05%
Jan 2023	4.79%	0.57%	5.36%	0.97%	6.33%	3.50%	7.44%	6.25%	4.57%	5.68%	7.15%
2023	4.07%	0.58%	4.65%	0.58%	5.23%	3.24%	5.34%	4.80%	4.42%	4.98%	6.46%
Dec 2022	4.99%	0.74%	5.73%	1.39%	7.12%	4.71%	7.27%	5.82%	6.03%	6.97%	9.40%
Nov 2022	4.10%	0.61%	4.72%	0.75%	5.47%	2.99%	5.71%	4.53%	5.22%	6.29%	6.63%
Oct 2022	4.47%	0.60%	5.06%	0.88%	5.94%	2.90%	6.46%	4.74%	5.51%	6.89%	7.12%
Sep 2022	4.44%	0.57%	5.00%	0.70%	5.70%	1.66%	6.33%	4.18%	4.44%	7.42%	7.68%
Aug 2022	4.29%	0.37%	4.67%	0.77%	5.44%	3.92%	6.73%	4.37%	4.78%	6.56%	5.55%
Jul 2022	4.44%	0.58%	5.03%	1.79%	6.82%	3.54%	8.11%	6.52%	6.23%	4.78%	7.29%
Jun 2022	4.55%	0.54%	5.09%	1.68%	6.77%	3.46%	7.03%	6.27%	5.90%	7.16%	7.99%
May 2022	3.92%	0.46%	4.37%	0.89%	5.26%	2.57%	5.65%	4.52%	3.78%	5.95%	6.72%
Apr 2022	3.76%	0.49%	4.25%	2.37%	6.62%	2.94%	8.21%	5.58%	4.79%	6.90%	7.65%
Mar 2022	4.20%	0.44%	4.64%	4.49%	9.13%	4.10%	11.28%	7.23%	6.63%	8.50%	11.14%
Feb 2022	4.00%	0.39%	4.40%	2.73%	7.13%	3.90%	8.36%	6.92%	5.01%	6.82%	7.98%
Jan 2022	3.30%	0.37%	3.67%	4.37%	8.04%	3.56%	10.47%	7.26%	5.23%	7.76%	8.71%
2022	4.20%	0.51%	4.72%	1.88%	6.60%	3.33%	7.63%	5.60%	5.30%	6.84%	7.77%
Dec 2021	3.92%	0.47%	4.39%	2.30%	6.70%	3.04%	9.21%	5.47%	6.06%	8.15%	5.97%
Nov 2021	4.23%	0.59%	4.83%	2.22%	7.04%	4.69%	8.97%	5.41%	5.50%	8.23%	7.67%
Oct 2021	3.86%	0.45%	4.31%	1.12%	5.43%	5.59%	6.74%	4.54%	4.46%	4.81%	5.58%
Sep 2021	4.04%	0.51%	4.55%	1.12%	5.68%	4.38%	6.37%	4.72%	4.70%	6.30%	6.47%
Aug 2021	3.90%	0.40%	4.29%	0.99%	5.28%	2.69%	5.87%	4.50%	4.26%	4.05%	6.69%
Jul 2021	3.81%	0.47%	4.28%	0.71%	5.00%	3.39%	4.80%	5.13%	3.45%	4.29%	6.36%
Jun 2021	3.45%	0.46%	3.92%	0.76%	4.68%	1.70%	4.90%	4.38%	3.34%	4.11%	6.09%
May 2021	3.22%	0.33%	3.56%	0.84%	4.40%	1.59%	5.00%	3.71%	2.28%	4.93%	5.86%
Apr 2021	3.09%	0.48%	3.57%	0.94%	4.52%	1.63%	4.98%	4.10%	2.58%	4.53%	6.00%
Mar 2021	2.99%	0.45%	3.44%	1.19%	4.63%	1.18%	4.92%	4.66%	3.12%	5.93%	5.49%
Feb 2021	3.31%	0.39%	3.70%	2.68%	6.38%	1.57%	6.83%	5.48%	3.38%	7.78%	8.93%
Jan 2021	4.03%	0.22%	4.25%	5.24%	9.50%	2.43%	11.33%	8.22%	4.37%	13.95%	11.62%
2021	3.66%	0.44%	4.09%	1.67%	5.76%	2.84%	6.66%	5.02%	3.97%	6.42%	6.88%

Year / Month	Certified absence	Self-certified absence	Total absence rate	Non Covid-19 absence	Covid-19 Absence	CHWB	Mental Health	PC	Disabilities	Older People	CHO Ops
Dec 2024	5.11%	0.70%	6.08%	5.81%	0.27%	4.64%	5.68%	7.10%	5.26%	7.19%	1.64%
Nov 2024	4.70%	0.59%	5.56%	5.29%	0.27%	7.00%	4.99%	6.15%	4.73%	6.92%	4.47%
Oct 2024	4.85%	0.64%	5.95%	5.49%	0.46%	6.67%	5.87%	5.34%	5.63%	7.32%	4.11%
Sep 2024	4.48%	0.61%	5.54%	5.09%	0.45%	6.01%	5.87%	5.67%	4.26%	7.41%	3.83%
Aug 2024	4.67%	0.46%	5.90%	5.13%	0.77%	13.65%	6.37%	5.65%	5.26%	6.48%	7.92%
Jul 2024	4.78%	0.58%	6.34%	5.36%	0.98%	10.90%	5.69%	7.14%	6.12%	6.43%	4.46%
Jun 2024	4.33%	0.55%	5.55%	4.88%	0.67%	8.63%	4.88%	5.80%	5.37%	6.07%	5.38%
May 2024	4.92%	0.59%	5.83%	5.51%	0.32%	8.58%	6.06%	5.90%	5.62%	6.09%	3.08%
Apr 2024	4.19%	0.59%	5.03%	4.78%	0.25%	1.95%	4.57%	5.61%	4.53%	5.63%	5.25%
Mar 2024	4.34%	0.62%	5.24%	4.95%	0.28%	5.85%	4.75%	5.83%	4.84%	5.84%	2.92%
Feb 2024	4.68%	0.56%	5.53%	5.23%	0.30%	9.25%	4.75%	5.37%	5.88%	5.86%	3.44%
Jan 2024	5.02%	0.64%	6.29%	5.66%	0.64%	7.07%	5.90%	6.36%	5.91%	7.29%	4.30%
2024	4.68%	0.59%	5.74%	5.27%	0.47%	7.57%	5.46%	5.99%	5.28%	6.55%	4.23%
Dec 2023	4.54%	0.69%	6.02%	5.24%	0.79%	7.54%	4.67%	6.25%	6.32%	6.48%	4.64%
Nov 2023	4.30%	0.67%	5.48%	4.98%	0.50%	6.37%	4.38%	5.23%	5.86%	6.24%	3.04%
Oct 2023	4.18%	0.54%	5.32%	4.72%	0.60%	0.28%	4.61%	5.67%	5.30%	5.77%	4.68%
Sep 2023	3.83%	0.67%	5.00%	4.50%	0.50%	2.17%	3.65%	5.43%	5.00%	5.60%	5.54%
Aug 2023	4.30%	0.52%	5.52%	4.82%	0.70%	0.60%	4.67%	4.72%	5.68%	7.09%	4.97%
Jul 2023	3.90%	0.46%	4.80%	4.37%	0.43%	1.66%	3.07%	4.73%	5.27%	5.39%	6.04%
Jun 2023	3.60%	0.71%	4.60%	4.30%	0.29%	0.32%	3.27%	3.97%	5.28%	5.36%	3.32%
May 2023	3.74%	0.52%	4.68%	4.26%	0.42%	3.67%	3.21%	3.86%	5.18%	6.09%	3.35%
Apr 2023	3.74%	0.50%	4.70%	4.24%	0.45%	1.66%	3.39%	4.07%	5.23%	5.45%	6.04%
Mar 2023	4.17%	0.60%	5.51%	4.77%	0.74%	3.19%	4.56%	4.72%	6.11%	6.24%	4.51%
Feb 2023	3.77%	0.50%	4.82%	4.27%	0.55%	0.66%	3.84%	5.70%	4.65%	5.42%	2.81%
Jan 2023	4.79%	0.57%	6.33%	5.36%	0.97%	2.69%	5.97%	6.62%	5.63%	7.74%	4.72%
2023	4.07%	0.58%	5.23%	4.65%	0.58%	2.70%	4.09%	5.07%	5.45%	6.05%	4.45%
Dec 2022	4.99%	0.74%	7.12%	5.73%	1.39%	0.84%	5.50%	7.79%	6.82%	8.63%	4.44%
Nov 2022	4.10%	0.61%	5.47%	4.72%	0.75%	4.12%	4.18%	5.91%	4.77%	7.44%	3.37%
Oct 2022	4.47%	0.60%	5.94%	5.06%	0.88%	22.08%	5.08%	6.14%	5.84%	6.56%	3.77%
Sep 2022	4.44%	0.57%	5.70%	5.00%	0.70%	18.77%	5.40%	5.34%	5.16%	7.34%	1.09%
Aug 2022	4.29%	0.37%	5.44%	4.67%	0.77%	6.11%	5.36%	6.41%	4.40%	6.39%	3.96%
Jul 2022	4.44%	0.58%	6.82%	5.03%	1.79%	7.58%	7.07%	7.74%	6.03%	6.82%	3.14%
Jun 2022	4.55%	0.54%	6.77%	5.09%	1.68%	11.45%	5.33%	6.58%	7.26%	7.38%	5.81%
May 2022	3.92%	0.46%	5.26%	4.37%	0.89%	1.26%	4.46%	5.96%	5.05%	5.65%	3.37%
Apr 2022	3.76%	0.49%	6.62%	4.25%	2.37%	0.82%	5.90%	6.76%	6.61%	7.30%	3.59%
Mar 2022	4.20%	0.44%	9.13%	4.64%	4.49%	5.54%	6.52%	9.10%	9.34%	11.29%	4.06%
Feb 2022	4.00%	0.39%	7.13%	4.40%	2.73%	16.72%	5.83%	6.16%	7.99%	7.85%	
Jan 2022	3.30%	0.37%	8.04%	3.67%	4.37%	0.73%	7.50%	6.62%	8.23%	9.78%	
2022	4.20%	0.51%	6.60%	4.72%	1.88%	7.21%	5.64%	6.70%	6.45%	7.71%	3.63%
Dec 2021	3.92%	0.47%	6.70%	4.39%	2.30%	0.00%	6.07%	6.33%	6.27%	8.29%	
Nov 2021	4.23%	0.59%	7.04%	4.83%	2.22%	0.00%	5.89%	6.30%	6.75%	9.39%	
Oct 2021	3.86%	0.45%	5.43%	4.31%	1.12%	0.00%	5.08%	5.25%	5.24%	6.24%	
Sep 2021	4.04%	0.51%	5.68%	4.55%	1.12%	0.00%	3.72%	5.30%	6.28%	6.74%	
Aug 2021	3.90%	0.40%	5.28%	4.29%	0.99%	0.00%	4.29%	4.59%	5.69%	6.16%	
Jul 2021	3.81%	0.47%	5.00%	4.28%	0.71%	0.00%	3.78%	3.85%	6.10%	5.49%	
Jun 2021	3.45%	0.46%	4.68%	3.92%	0.76%	2.39%	3.90%	3.62%	4.98%	6.00%	
May 2021	3.22%	0.33%	4.40%	3.56%	0.84%	0.00%	3.70%	3.19%	4.34%	6.38%	
Apr 2021	3.09%	0.48%	4.52%	3.57%	0.94%	0.00%	3.43%	3.15%	4.97%	6.17%	
Mar 2021	2.99%	0.45%	4.63%	3.44%	1.19%	6.40%	4.04%	2.94%	4.50%	7.18%	
Feb 2021	3.31%	0.39%	6.38%	3.70%	2.68%	6.41%	4.55%	3.91%	6.21%	10.94%	
Jan 2021	4.03%	0.22%	9.50%	4.25%	5.24%	5.90%	10.21%	6.26%	8.93%	13.17%	
2021	3.66%	0.44%	5.76%	4.09%	1.67%	2.10%	4.89%	4.57%	5.83%	11.02%	6.2%



Year / Month	Certified absence	Self- certified absence	Non- Covid-19 absence	Covid-19 absence	Total absence rate	Community Health & Wellbeing	Primary Care	Disabilities	Mental Health	Older People	CHQ Operations	Health Service Executive	Primary Care	Disabilities	Mental Health	Older People	Section 38 Voluntary Agencies
Dec 2024	5.11%	0.70%	5.81%	0.27%	6.08%	4.64%	7.35%	11.05%	6.29%	8.33%	1.64%	7.54%	5.87%	4.19%	4.75%	6.30%	4.87%
Nov 2024	4.70%	0.59%	5.29%	0.27%	5.56%	7.00%	6.25%	10.29%	5.39%	9.06%	4.47%	7.03%	5.58%	3.71%	4.40%	5.21%	4.25%
Oct 2024	4.85%	0.64%	5.49%	0.46%	5.95%	6.67%	5.26%	10.97%	5.90%	8.31%	4.11%	6.66%	5.77%	4.62%	5.83%	6.55%	5.30%
Sep 2024	4.48%	0.61%	5.09%	0.45%	5.54%	6.01%	5.57%	7.57%	5.21%	9.93%	3.83%	6.54%	6.20%	3.64%	6.85%	5.52%	4.67%
Aug 2024	4.67%	0.46%	5.13%	0.77%	5.90%	13.85%	5.83%	9.21%	6.20%	9.18%	7.92%	7.19%	4.78%	4.52%	6.62%	4.49%	4.81%
Jul 2024	4.78%	0.58%	5.36%	0.98%	6.34%	10.90%	7.38%	10.62%	5.93%	8.63%	4.46%	7.62%	5.81%	5.23%	5.30%	4.72%	5.16%
Jun 2024	4.33%	0.55%	4.88%	0.67%	5.55%	8.63%	6.17%	11.37%	5.28%	7.44%	5.38%	6.87%	3.98%	4.20%	4.22%	5.05%	4.39%
May 2024	4.92%	0.59%	5.51%	0.32%	5.83%	8.58%	5.67%	10.72%	5.27%	6.91%	3.08%	6.35%	7.24%	4.59%	7.52%	5.43%	5.33%
Apr 2024	4.19%	0.59%	4.78%	0.25%	5.03%	1.95%	5.62%	9.99%	4.75%	5.87%	5.25%	5.94%	5.56%	3.40%	4.25%	5.44%	4.15%
Mar 2024	4.34%	0.62%	4.96%	0.28%	5.24%	5.85%	5.80%	9.09%	4.63%	7.02%	2.92%	6.07%	6.00%	4.90%	4.98%	5.01%	4.50%
Feb 2024	4.68%	0.56%	5.23%	0.30%	5.53%	9.25%	5.20%	8.20%	5.01%	7.78%	3.44%	6.00%	6.33%	5.42%	4.34%	4.40%	5.10%
Jan 2024	5.02%	0.64%	5.66%	0.64%	6.29%	7.07%	5.48%	8.67%	6.34%	8.63%	4.30%	6.64%	11.62%	5.34%	5.04%	6.19%	5.94%
2024	4.68%	0.59%	5.27%	0.47%	5.74%	7.57%	5.95%	9.82%	5.52%	8.09%	4.23%	6.70%	6.23%	4.49%	5.35%	5.37%	4.87%
Dec 2023	4.54%	0.69%	5.24%	0.79%	6.02%	7.54%	5.40%	10.22%	5.11%	7.65%	4.64%	6.42%	10.51%	5.47%	3.98%	5.62%	5.66%
Nov 2023	4.30%	0.67%	4.98%	0.50%	5.48%	6.37%	4.89%	7.75%	4.17%	8.33%	3.04%	5.69%	7.28%	5.48%	4.71%	4.58%	5.27%
Oct 2023	4.18%	0.54%	4.72%	0.60%	5.32%	0.28%	5.26%	7.94%	5.11%	6.99%	4.68%	5.84%	7.36%	4.75%	3.74%	4.81%	4.82%
Sep 2023	3.83%	0.67%	4.50%	0.50%	5.00%	2.17%	4.92%	7.36%	4.19%	8.26%	5.54%	5.73%	8.27%	4.56%	2.80%	3.76%	4.36%
Aug 2023	4.30%	0.52%	4.82%	0.70%	5.52%	0.60%	4.74%	6.48%	4.67%	7.85%	4.97%	5.57%	4.63%	5.51%		5.71%	5.46%
Jul 2023	3.90%	0.46%	4.37%	0.43%	4.80%	1.66%	4.47%	5.97%	3.22%	6.30%	6.04%	4.79%	5.89%	5.14%	2.82%	4.76%	4.80%
Jun 2023	3.60%	0.71%	4.30%	0.29%	4.60%	0.32%	3.97%	5.95%	3.56%	6.92%	3.32%	4.67%	3.98%	5.16%	2.88%	4.15%	4.53%
May 2023	3.74%	0.52%	4.26%	0.42%	4.68%	3.67%	3.95%	7.15%	4.06%	7.22%	3.35%	5.02%	3.31%	4.80%	1.97%	5.14%	4.37%
Apr 2023	3.74%	0.50%	4.24%	0.45%	4.70%	1.66%	4.46%	5.95%	3.22%	6.28%	6.04%	4.79%	2.23%	5.10%	3.61%	4.82%	4.63%
Mar 2023	4.17%	0.60%	4.77%	0.74%	5.51%	3.19%	4.77%	6.85%	5.27%	8.15%	4.51%	5.77%	4.43%	5.97%	3.57%	4.84%	5.29%
Feb 2023	3.77%	0.50%	4.27%	0.55%	4.82%	0.86%	5.97%	6.29%	4.22%	6.25%	2.81%	5.44%	4.37%	4.36%	3.34%	4.80%	4.31%
Jan 2023	4.79%	0.57%	5.36%	0.97%	6.33%	2.89%	6.66%	8.16%	6.81%	8.52%	4.72%	7.12%	6.39%	5.11%	4.65%	7.15%	5.62%
2023	4.07%	0.58%	4.65%	0.58%	5.23%	2.70%	4.95%	7.26%	4.48%	7.41%	4.45%	5.58%	5.71%	5.12%	3.44%	4.97%	4.91%
Dec 2022	4.99%	0.74%	5.73%	1.39%	7.12%	0.64%	7.70%	9.86%	6.73%	10.12%	4.44%	8.09%	8.26%	6.27%	3.92%	7.58%	6.36%
Nov 2022	4.10%	0.61%	4.72%	0.75%	5.47%	4.12%	5.50%	6.92%	5.25%	10.04%	3.37%	6.41%	8.21%	4.38%	2.64%	5.55%	4.65%
Oct 2022	4.47%	0.60%	5.06%	0.88%	5.94%	22.08%	5.89%	7.60%	6.94%	7.80%	3.77%	6.74%	7.51%	5.49%	1.92%	5.64%	5.22%
Sep 2022	4.44%	0.57%	5.00%	0.70%	5.70%	18.77%	4.80%	6.97%	6.35%	8.18%	1.09%	6.04%	8.33%	4.80%	3.73%	6.73%	5.39%
Aug 2022	4.29%	0.37%	4.67%	0.77%	5.44%	6.11%	6.10%	6.55%	6.68%	6.93%	3.96%	6.39%	8.09%	4.01%	4.78%	5.99%	4.82%
Jul 2022	4.44%	0.58%	5.03%	1.79%	6.82%	7.58%	7.84%	8.21%	6.37%	8.08%	3.14%	7.44%	7.20%	5.39%	8.27%	5.93%	6.14%
Jun 2022	4.55%	0.54%	5.09%	1.68%	6.77%	11.45%	7.23%	9.08%	5.45%	8.23%	5.81%	7.21%	2.81%	6.89%	5.14%	6.76%	6.37%
May 2022	3.92%	0.46%	4.37%	0.89%	5.26%	1.26%	6.58%	8.60%	4.61%	7.02%	3.37%	6.33%	2.26%	4.31%	4.18%	4.64%	4.24%
Apr 2022	3.76%	0.49%	4.25%	2.37%	6.62%	0.82%	7.41%	9.95%	5.59%	8.63%	3.59%	7.39%	1.40%	5.91%	6.41%	6.36%	5.88%
Mar 2022	4.20%	0.44%	4.64%	4.49%	9.13%	5.54%	9.96%	11.71%	7.97%	12.88%	4.06%	10.10%	1.34%	8.84%	4.08%	10.13%	8.18%
Feb 2022	4.00%	0.39%	4.40%	2.73%	7.13%	16.72%	6.67%	9.73%	7.11%	7.65%		7.37%	1.55%	7.63%	3.73%	7.99%	6.90%
Jan 2022	3.30%	0.37%	3.67%	4.37%	8.04%	0.73%	7.14%	10.46%	8.57%	9.48%		8.32%	1.70%	7.73%	5.58%	9.99%	7.76%
2022	4.20%	0.51%	4.72%	1.88%	6.60%	7.21%	6.91%	8.84%	6.46%	8.76%	3.63%	7.33%	5.36%	5.96%	4.53%	6.84%	5.94%
Dec 2021	3.92%	0.47%	4.39%	2.30%	6.70%	0.00%	6.83%	11.98%	6.69%	7.69%		7.59%	1.70%	5.07%	4.99%	8.71%	5.85%
Nov 2021	4.23%	0.59%	4.83%	2.22%	7.04%	0.00%	6.76%	9.92%	7.69%	9.62%		7.90%	1.70%	6.09%	2.84%	9.09%	6.22%
Oct 2021	3.88%	0.45%	4.31%	1.12%	5.43%	0.00%	5.71%	7.62%	5.49%	7.39%		6.22%	1.17%	4.74%	4.41%	5.47%	4.72%
Sep 2021	4.04%	0.51%	4.55%	1.12%	5.68%	0.00%	5.74%	12.13%	3.92%	7.68%		6.51%	1.17%	5.00%	3.38%	6.11%	4.89%
Aug 2021	3.90%	0.40%	4.29%	0.99%	5.28%	0.00%	4.98%	12.67%	4.19%	6.89%		6.20%	1.29%	4.07%	4.46%	5.68%	4.42%
Jul 2021	3.81%	0.47%	4.28%	0.71%	5.00%	0.00%	4.10%	10.05%	3.77%	6.23%		5.22%	1.49%	5.19%	3.79%	5.01%	4.79%
Jun 2021	3.45%	0.46%	3.92%	0.76%	4.68%	2.39%	3.82%	7.64%	3.76%	6.80%		4.87%	1.81%	4.35%	4.15%	5.47%	4.49%
May 2021	3.22%	0.33%	3.56%	0.84%	4.40%	0.00%	3.37%	5.87%	3.98%	6.96%		4.52%	1.61%	3.99%	3.23%	5.97%	4.28%
Apr 2021	3.09%	0.48%	3.57%	0.94%	4.52%	0.00%	3.32%	6.39%	3.72%	7.37%		4.57%	1.61%	4.64%	2.94%	5.36%	4.47%
Mar 2021	2.99%	0.45%	3.44%	1.19%	4.63%	6.40%	3.09%	5.65%	3.86%	6.99%		4.34%	1.61%	4.24%	4.35%	7.31%	4.90%
Feb 2021	3.31%	0.39%	3.70%	2.68%	6.38%	6.41%	4.16%	5.79%	5.12%	9.14%		5.51%	1.81%	6.30%	3.70%	12.10%	7.16%
Jan 2021	4.03%	0.22%	4.25%	5.24%	9.50%	5.90%	6.78%	6.73%	12.75%	9.81%		8.76%	1.81%	9.49%	5.69%	15.39%	10.21%
2021	3.66%	0.44%	4.09%	1.67%	5.76%	2.10%	4.91%	8.48%	5.44%	7.73%		6.63%	1.56%	5.24%	3.98%	7.63%	5.52%

Year / Month	Certified absence	Self-certified absence	Non Covid-19 absence	Covid-19 absence	Total absence rate	Children's Sunshine Home	Dublin Dental Hospital	Leopardstown Park Hospital	Our Lady's Hospice & Care, Wicklow	Royal Hospital, Donnybrook, Dublin	St John of God HQ	St. John of God (IDB)	St. John of God (MHS)	Sunbeam House Services	Section 38 Voluntary Agencies
Dec 2024	4.01%	0.69%	4.70%	0.17%	4.87%	8.07%	3.07%	8.11%	12.20%	4.92%	0.85%	3.61%	4.75%	4.59%	4.87%
Nov 2024	3.57%	0.58%	4.15%	0.10%	4.25%	3.62%	4.29%	4.92%	8.36%	5.48%	0.10%	3.78%	4.40%	3.96%	4.25%
Oct 2024	4.14%	0.71%	4.85%	0.45%	5.30%	3.09%	5.31%	7.76%	6.73%	5.54%	0.13%	5.04%	5.83%	4.71%	5.30%
Sep 2024	3.70%	0.64%	4.34%	0.33%	4.67%	2.95%	5.65%	5.89%	7.42%	5.21%	0.12%	2.88%	6.85%	4.62%	4.67%
Aug 2024	3.86%	0.39%	4.25%	0.56%	4.81%	3.73%	3.87%	5.89%	6.78%	3.61%	2.20%	4.53%	6.62%	4.71%	4.81%
Jul 2024	3.64%	0.66%	4.30%	0.86%	5.16%	7.10%	3.98%	5.94%	3.98%	3.80%	1.53%	5.12%	5.30%	5.41%	5.16%
Jun 2024	3.37%	0.56%	3.93%	0.46%	4.39%	5.55%	3.00%	5.45%	6.28%	4.72%	2.72%	4.48%	4.22%	3.98%	4.39%
May 2024	4.54%	0.59%	5.13%	0.19%	5.33%	7.01%	9.36%	5.91%	2.54%	5.06%	5.36%	5.32%	7.52%	3.79%	5.33%
Apr 2024	3.41%	0.39%	3.99%	0.16%	4.15%	5.19%	5.00%	6.54%	6.83%	4.58%	1.07%	3.84%	4.25%	3.12%	4.15%
Mar 2024	3.66%	0.62%	4.28%	0.22%	4.50%	8.06%	6.23%	6.50%	5.45%	3.91%	1.29%	4.35%	4.96%	3.60%	4.50%
Feb 2024	4.34%	0.56%	4.90%	0.20%	5.10%	8.95%	6.56%	6.22%	5.78%	2.97%	2.79%	7.12%	4.34%	4.04%	5.10%
Jan 2024	4.54%	0.63%	5.17%	0.77%	5.94%	7.69%	9.61%	8.77%	16.02%	4.35%	3.14%	4.94%	5.04%	5.56%	5.94%
2024	3.90%	0.60%	4.50%	0.37%	4.87%	5.93%	5.49%	6.48%	7.87%	4.50%	1.76%	4.55%	5.35%	4.35%	4.87%
Dec 2023	4.29%	0.71%	5.00%	0.66%	5.66%	11.50%	7.88%	7.38%	16.75%	4.40%	5.35%	6.55%	3.98%	4.39%	5.66%
Nov 2023	4.06%	0.71%	4.77%	0.50%	5.27%	8.37%	6.07%	5.23%	9.93%	4.09%	5.10%	7.09%	4.71%	4.12%	5.27%
Oct 2023	3.78%	0.49%	4.28%	0.54%	4.82%	7.28%	6.53%	6.80%	9.28%	3.55%	3.79%	5.87%	3.74%	3.83%	4.82%
Sep 2023	3.19%	0.79%	3.97%	0.39%	4.36%	9.14%	6.97%	5.12%	11.38%	2.92%	0.56%	4.59%	2.80%	4.43%	4.36%
Aug 2023	4.25%	0.53%	4.78%	0.67%	5.46%	9.35%	3.94%	5.71%	6.13%		0.84%	7.47%		4.34%	5.46%
Jul 2023	4.07%	0.50%	4.57%	0.23%	4.80%	8.66%	4.26%	4.83%	9.41%	4.71%	2.97%	7.23%	2.82%	3.54%	4.80%
Jun 2023	3.45%	0.93%	4.37%	0.16%	4.53%	7.93%	3.01%	3.99%	6.18%	4.26%	3.24%	4.29%	2.88%	5.84%	4.53%
May 2023	3.62%	0.45%	4.07%	0.30%	4.37%	4.26%	3.44%	4.79%	3.06%	5.40%	3.71%	5.27%	1.97%	4.56%	4.37%
Apr 2023	3.78%	0.57%	4.36%	0.27%	4.63%	4.57%	1.14%	4.56%	4.73%	5.01%	5.78%	5.45%	3.61%	4.76%	4.63%
Mar 2023	4.11%	0.61%	4.72%	0.57%	5.29%	5.85%	4.59%	6.41%	4.10%	3.75%	9.72%	6.49%	3.57%	5.20%	5.29%
Feb 2023	3.34%	0.45%	3.80%	0.51%	4.31%	9.99%	4.59%	5.38%	3.83%	4.34%	1.00%	3.67%	3.34%	4.91%	4.31%
Jan 2023	4.22%	0.57%	4.79%	0.83%	5.62%	11.81%	4.59%	7.08%	10.07%	7.20%	3.85%	4.69%	4.65%	4.96%	5.62%
2023	3.83%	0.61%	4.44%	0.46%	4.91%	8.20%	4.75%	5.95%	7.83%	4.48%	3.90%	5.60%	3.44%	4.56%	4.91%
Dec 2022	4.27%	0.66%	4.93%	1.43%	6.36%	14.53%	8.24%	10.19%	8.29%	5.83%	3.09%	5.20%	3.92%	6.81%	6.36%
Nov 2022	3.50%	0.58%	4.07%	0.57%	4.65%	10.62%	8.46%	9.14%	7.70%	2.95%	3.02%	3.06%	2.64%	5.14%	4.65%
Oct 2022	3.72%	0.58%	4.31%	0.91%	5.22%	10.07%	8.71%	8.13%	4.91%	3.84%	2.71%	5.03%	1.92%	5.70%	5.22%
Sep 2022	4.00%	0.62%	4.62%	0.77%	5.39%	7.39%	8.43%	9.69%	8.13%	4.62%	5.39%	5.13%	3.73%	4.24%	5.39%
Aug 2022	3.61%	0.39%	3.99%	0.83%	4.82%	7.15%	9.07%	7.39%	6.04%	4.95%	4.32%	3.40%	4.78%	4.18%	4.82%
Jul 2022	3.81%	0.83%	4.64%	1.50%	6.14%	9.94%	7.30%	8.79%	6.98%	3.78%	4.32%	6.86%	8.27%	4.91%	6.14%
Jun 2022	4.31%	0.53%	4.85%	1.52%	6.37%	16.27%	1.52%	8.70%	5.70%	5.30%	1.74%	7.19%	5.14%	6.10%	6.37%
May 2022	3.00%	0.38%	3.38%	0.86%	4.24%	10.50%	1.46%	5.03%	3.96%	4.35%	0.05%	4.64%	4.18%	3.76%	4.24%
Apr 2022	2.90%	0.49%	3.39%	2.49%	5.88%	11.91%	1.40%	6.51%		6.26%		5.76%	6.41%	5.44%	5.88%
Mar 2022	3.39%	0.48%	3.86%	4.32%	8.18%	14.62%	1.34%	9.91%		10.29%		9.51%	4.06%	7.75%	8.18%
Feb 2022	3.49%	0.38%	3.87%	3.03%	6.90%	12.25%	1.55%	9.04%		7.10%		6.95%	3.73%	7.70%	6.90%
Jan 2022	3.06%	0.30%	3.36%	4.40%	7.76%	11.49%	1.70%	10.22%		9.81%		6.88%	5.58%	8.05%	7.76%
2022	3.59%	0.51%	4.10%	1.83%	5.94%	11.40%	4.93%	8.56%	6.49%	5.74%	3.09%	5.65%	4.53%	5.81%	5.94%
Dec 2021	3.26%	0.47%	3.73%	2.12%	5.85%	10.17%	1.70%	7.65%		9.52%		4.80%	4.99%	4.76%	5.85%
Nov 2021	3.53%	0.58%	4.11%	2.11%	6.22%	11.93%	1.70%	8.12%		9.88%		5.30%	2.84%	6.12%	6.22%
Oct 2021	3.12%	0.47%	3.59%	1.13%	4.72%	11.74%	1.17%	5.79%		5.22%		4.66%	4.41%	4.11%	4.72%
Sep 2021	3.33%	0.48%	3.81%	1.08%	4.89%	10.23%	1.17%	5.96%		6.23%		5.24%	3.38%	4.22%	4.89%
Aug 2021	3.00%	0.41%	3.41%	1.01%	4.42%	6.76%	1.29%	4.27%		6.84%		4.49%	4.46%	3.52%	4.42%
Jul 2021	3.55%	0.51%	4.06%	0.73%	4.79%	11.01%	1.49%	4.00%		5.81%		5.44%	3.79%	4.40%	4.79%
Jun 2021	3.39%	0.45%	3.84%	0.66%	4.49%	6.14%	1.81%	5.32%		5.58%		4.69%	4.15%	3.88%	4.49%
May 2021	3.06%	0.34%	3.41%	0.87%	4.28%	6.45%	1.61%	5.37%		6.46%		4.54%	3.23%	3.23%	4.28%
Apr 2021	2.94%	0.59%	3.53%	0.93%	4.47%	6.81%	1.61%	4.86%		5.78%		5.74%	2.94%	3.50%	4.47%
Mar 2021	3.07%	0.55%	3.62%	1.28%	4.90%	7.33%	1.61%	5.29%		8.85%		4.15%	4.35%	3.98%	4.90%
Feb 2021	3.35%	0.36%	3.71%	3.45%	7.16%	6.70%	1.81%	9.18%		14.61%		4.71%	3.70%	7.79%	7.16%
Jan 2021	4.33%	0.21%	4.53%	5.68%	10.21%	8.53%	1.81%	14.77%		15.88%		8.42%	5.69%	10.36%	10.21%
2021	3.32%	0.45%	3.78%	1.74%	5.52%	8.71%	1.56%	6.71%		8.36%		5.13%	3.98%	4.97%	5.52%