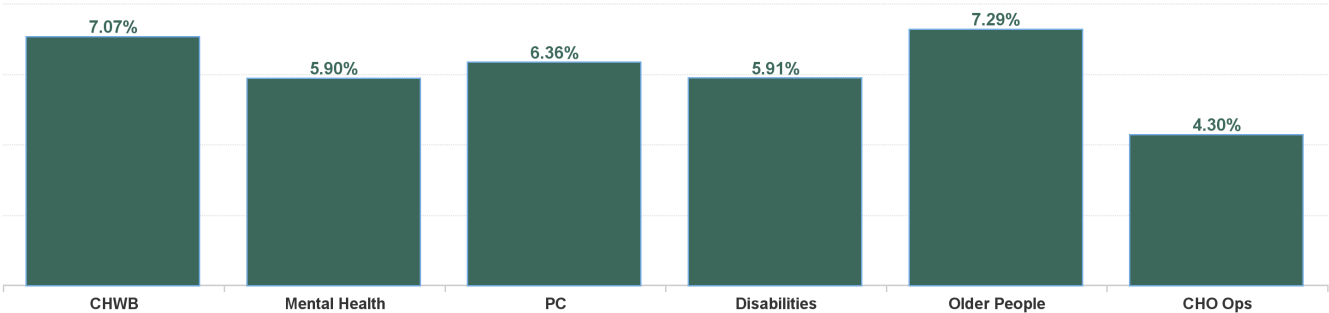


January 2024

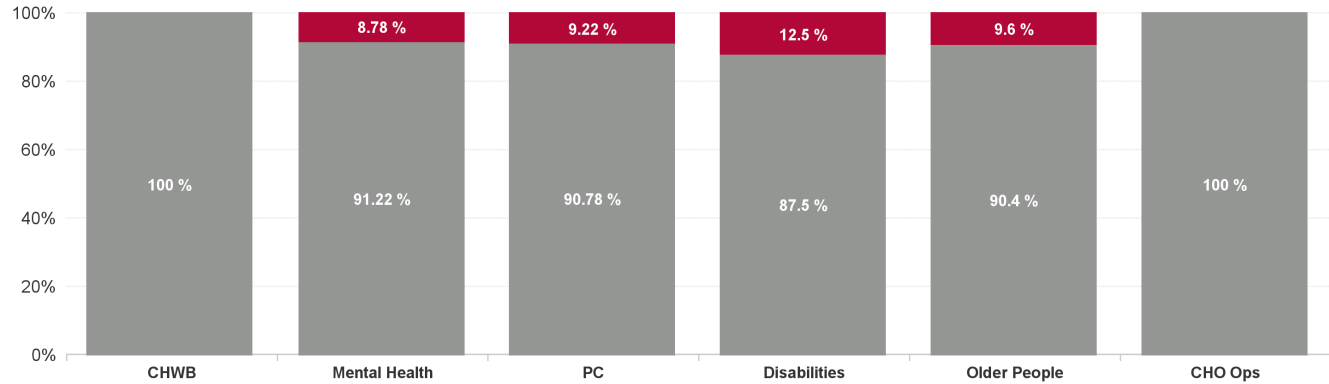
Health Service Absence Rate - by Staff Category: Jan 2024	Certified absence	Self- certified absence	Non Covid-19 absence	Covid-19 absence	Total absence rate	% Non Covid-19 absence	% Covid-19 absence
CHO 6	5.02%	0.64%	5.66%	0.64%	6.29%	89.90%	10.10%
Medical & Dental	3.03%	0.49%	3.52%	0.00%	3.52%	100.00%	0.00%
Nursing & Midwifery	4.90%	0.71%	5.61%	0.83%	6.44%	87.12%	12.88%
Health & Social Care Professionals	4.52%	0.70%	5.22%	0.60%	5.83%	89.70%	10.30%
Management & Administrative	5.07%	0.47%	5.54%	0.39%	5.93%	93.43%	6.57%
General Support	7.74%	0.48%	8.22%	0.35%	8.57%	95.96%	4.04%
Patient & Client Care	5.37%	0.67%	6.04%	0.83%	6.87%	87.93%	12.07%

Health Service Absence Rate - by Care Group: Jan 2024	Certified absence	Self- certified absence	Non Covid-19 absence	Covid-19 absence	Total absence rate	% Non Covid-19 absence	% Covid-19 absence
CHO 6	5.02%	0.64%	5.66%	0.64%	6.29%	89.90%	10.10%
Community Health & Wellbeing	6.46%	0.62%	7.07%	0.00%	7.07%	100.00%	0.00%
Primary Care	5.24%	0.53%	5.77%	0.59%	6.36%	90.78%	9.22%
Disabilities	4.49%	0.68%	5.17%	0.74%	5.91%	87.50%	12.50%
Mental Health	4.83%	0.55%	5.38%	0.52%	5.90%	91.22%	8.78%
Older People	5.82%	0.77%	6.59%	0.70%	7.29%	90.40%	9.60%
CHO Operations	3.83%	0.47%	4.30%	0.00%	4.30%	100.00%	0.00%
Community Services	5.02%	0.64%	5.66%	0.64%	6.29%	89.90%	10.10%

Total Absence Rate

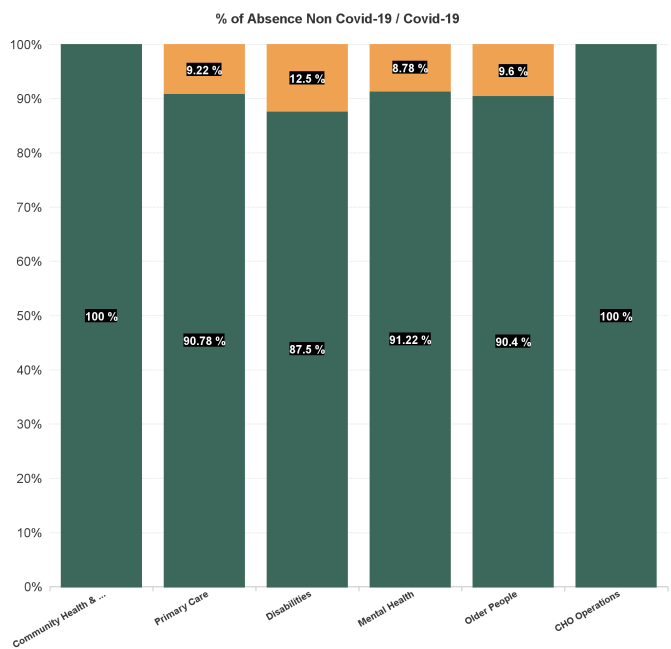
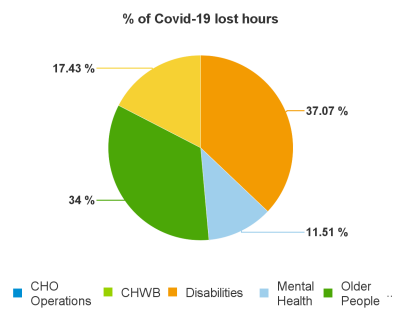
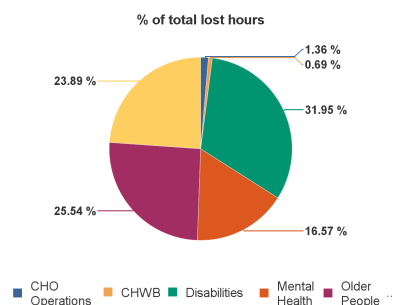


% of Absence Non Covid-19 / Covid-19



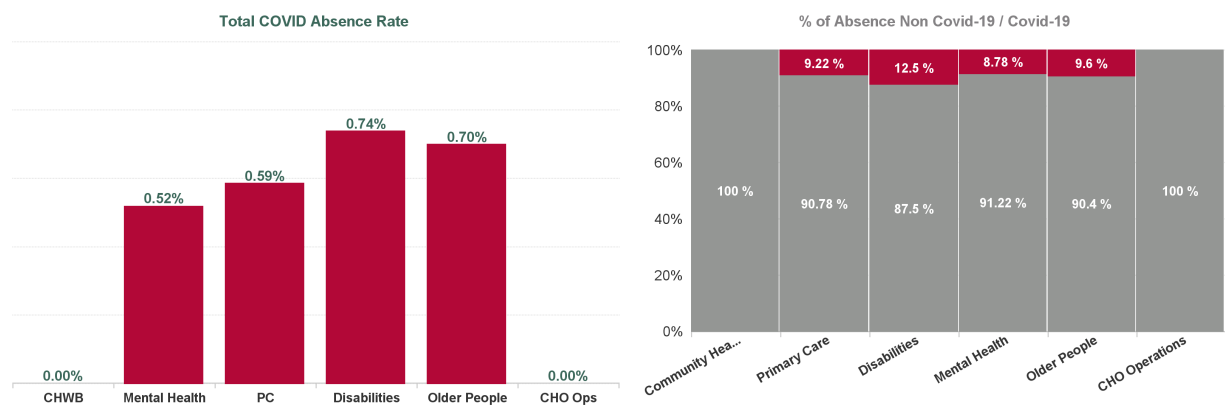
January 2024

Health Service Absence Rate - by Care Group : Jan 2024	Certified absence	Self- certified absence	Non Covid-19 absence	Covid-19 absence	Total absence rate	Medical & Dental	Nursing & Midwifery	Health & Social Care Professionals	Management & Administrative	General Support	Patient & Client Care
CHO 6	5.02%	0.64%	5.66%	0.64%	6.29%	3.52%	6.44%	5.83%	5.93%	8.57%	6.87%
Community Health & Wellbeing	6.46%	0.62%	7.07%	0.00%	7.07%			0.00%	12.08%		0.98%
Primary Care	5.24%	0.53%	5.77%	0.59%	6.36%	5.33%	6.71%	3.66%	8.36%	4.32%	7.98%
Disabilities	4.49%	0.68%	5.17%	0.74%	5.91%	0.00%	4.17%	7.37%	3.14%	13.05%	5.71%
Mental Health	4.83%	0.55%	5.38%	0.52%	5.90%	1.66%	6.46%	5.41%	7.06%	7.29%	8.12%
Older People	5.82%	0.77%	6.59%	0.70%	7.29%	0.00%	7.75%	2.92%	4.04%	8.46%	8.18%
CHO Operations	3.83%	0.47%	4.30%	0.00%	4.30%		0.00%	5.50%	4.19%		
Community Services	5.02%	0.64%	5.66%	0.64%	6.29%	3.52%	6.44%	5.83%	5.93%	8.57%	6.87%



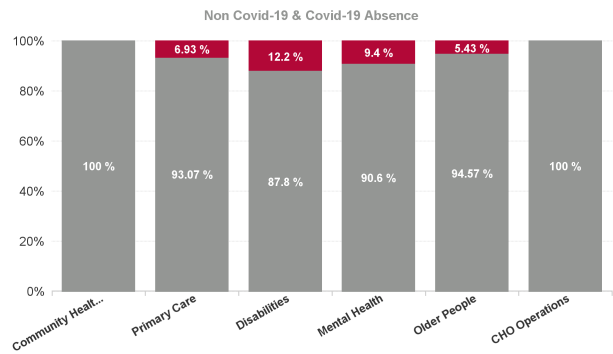
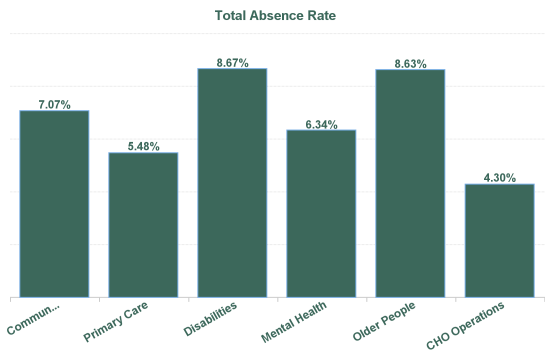
January 2024

Health Service Absence Rate - by Care Group : Jan 2024	Non Covid-19 absence	Covid-19 absence	Total absence rate	Medical & Dental	Nursing & Midwifery	Health & Social Care Professionals	Management & Administrative	General Support	Patient & Client Care
CHO 6	5.66%	0.64%	6.29%	0.00%	0.83%	0.60%	0.39%	0.35%	0.83%
Community Health & Wellbeing	7.07%	0.00%	7.07%			0.00%	0.00%		0.00%
Primary Care	5.77%	0.59%	6.36%	0.00%	1.09%	0.09%	0.65%	0.00%	1.06%
Disabilities	5.17%	0.74%	5.91%	0.00%	0.48%	0.84%	0.22%	0.21%	0.97%
Mental Health	5.38%	0.52%	5.90%	0.00%	0.94%	0.70%	0.00%	0.00%	0.00%
Older People	6.59%	0.70%	7.29%	0.00%	0.74%	0.49%	0.68%	0.55%	0.78%
CHO Operations	4.30%	0.00%	4.30%		0.00%	0.00%	0.00%		
Community Services	5.66%	0.64%	6.29%	0.00%	0.83%	0.60%	0.39%	0.35%	0.83%



January 2024

Health Service Absence Rate - by Admin : Jan 2024	Certified absence	Self- certified absence	Non- Covid-19 absence	Covid-19 absence	Total absence rate	Medical & Dental	Nursing & Midwifery	Health & Social Care Professionals	Management & Administrative	General Support	Patient & Client Care
Total	5.02%	0.64%	5.66%	0.64%	6.29%	3.52%	6.44%	5.83%	5.93%	8.57%	6.87%
Community Health & Wellbeing	6.46%	0.62%	7.07%	0.00%	7.07%			0.00%	12.08%		0.98%
Primary Care	4.61%	0.49%	5.10%	0.38%	5.48%	3.67%	5.02%	3.15%	7.75%	8.72%	8.70%
Disabilities	7.08%	0.53%	7.62%	1.06%	8.67%	0.00%	6.80%	7.04%	7.09%	0.00%	11.88%
Mental Health	5.07%	0.68%	5.74%	0.60%	6.34%	2.44%	6.22%	5.94%	6.05%	7.90%	8.58%
Older People	7.14%	1.02%	8.16%	0.47%	8.63%	0.00%	11.02%	3.45%	4.84%	10.26%	7.66%
CHO Operations	3.83%	0.47%	4.30%	0.00%	4.30%		0.00%	5.50%	4.19%		
Health Service Executive	5.49%	0.64%	6.14%	0.51%	6.64%	3.18%	6.96%	4.13%	6.77%	9.13%	8.82%
Section 38 Voluntary Agencies	4.54%	0.63%	5.17%	0.77%	5.94%	4.13%	5.51%	6.87%	4.53%	8.26%	5.60%



Year / Month	Certified absence	Self-certified absence	Non Covid-19 absence	Covid-19 absence	Total absence rate	Medical & Dental	Nursing & Midwifery	Health & Social Care Professionals	Management & Administrative	General Support	Patient & Client Care
Jan 2024	5.02%	0.64%	5.66%	0.64%	6.29%	3.52%	6.44%	5.83%	5.93%	8.57%	6.87%
2024	5.02%	0.64%	5.66%	0.64%	6.29%	3.52%	6.44%	5.83%	5.93%	8.57%	6.87%
Dec 2023	4.54%	0.69%	5.24%	0.79%	6.02%	3.30%	6.63%	5.76%	5.52%	5.62%	6.62%
Nov 2023	4.30%	0.67%	4.98%	0.50%	5.48%	3.67%	5.16%	4.75%	5.96%	5.50%	6.58%
Oct 2023	4.18%	0.54%	4.72%	0.60%	5.32%	4.56%	5.27%	4.57%	5.30%	4.61%	6.36%
Sep 2023	3.83%	0.67%	4.50%	0.50%	5.00%	3.28%	5.54%	4.29%	3.71%	3.19%	6.82%
Aug 2023	4.30%	0.52%	4.82%	0.70%	5.52%	2.65%	5.68%	4.84%	4.13%	5.03%	7.43%
Jul 2023	3.90%	0.46%	4.37%	0.43%	4.80%	3.10%	4.19%	4.16%	4.21%	6.73%	6.14%
Jun 2023	3.60%	0.71%	4.30%	0.29%	4.60%	2.05%	5.20%	4.27%	3.57%	3.68%	5.62%
May 2023	3.74%	0.52%	4.26%	0.42%	4.68%	2.05%	4.63%	4.28%	3.65%	4.71%	6.23%
Apr 2023	3.74%	0.50%	4.24%	0.45%	4.70%	3.29%	4.36%	4.55%	3.74%	5.83%	5.73%
Mar 2023	4.17%	0.60%	4.77%	0.74%	5.51%	4.53%	5.14%	5.08%	4.71%	5.72%	6.92%
Feb 2023	3.77%	0.50%	4.27%	0.55%	4.82%	2.59%	4.86%	4.79%	3.84%	3.93%	6.05%
Jan 2023	4.79%	0.57%	5.36%	0.97%	6.33%	3.50%	7.44%	6.25%	4.57%	5.68%	7.15%
2023	4.07%	0.58%	4.65%	0.58%	5.23%	3.24%	5.34%	4.80%	4.42%	4.98%	6.46%
Dec 2022	4.99%	0.74%	5.73%	1.39%	7.12%	4.71%	7.27%	5.82%	6.03%	6.97%	9.40%
Nov 2022	4.10%	0.61%	4.72%	0.75%	5.47%	2.99%	5.71%	4.53%	5.22%	6.29%	6.63%
Oct 2022	4.47%	0.60%	5.06%	0.88%	5.94%	2.90%	6.46%	4.74%	5.51%	6.89%	7.12%
Sep 2022	4.44%	0.57%	5.00%	0.70%	5.70%	1.66%	6.33%	4.18%	4.44%	7.42%	7.68%
Aug 2022	4.29%	0.37%	4.67%	0.77%	5.44%	3.92%	6.73%	4.37%	4.78%	6.56%	5.55%
Jul 2022	4.44%	0.58%	5.03%	1.79%	6.82%	3.54%	8.11%	6.52%	6.23%	4.78%	7.29%
Jun 2022	4.55%	0.54%	5.09%	1.68%	6.77%	3.46%	7.03%	6.27%	5.90%	7.16%	7.99%
May 2022	3.92%	0.46%	4.37%	0.89%	5.26%	2.57%	5.65%	4.52%	3.78%	5.95%	6.72%
Apr 2022	3.76%	0.49%	4.25%	2.37%	6.62%	2.94%	8.21%	5.58%	4.79%	6.90%	7.65%
Mar 2022	4.20%	0.44%	4.64%	4.49%	9.13%	4.10%	11.28%	7.23%	6.63%	8.50%	11.14%
Feb 2022	4.00%	0.39%	4.40%	2.73%	7.13%	3.90%	8.36%	6.92%	5.01%	6.82%	7.98%
Jan 2022	3.30%	0.37%	3.67%	4.37%	8.04%	3.56%	10.47%	7.26%	5.23%	7.76%	8.71%
2022	4.20%	0.51%	4.72%	1.88%	6.60%	3.33%	7.63%	5.60%	5.30%	6.84%	7.77%
Dec 2021	3.92%	0.47%	4.39%	2.30%	6.70%	3.04%	9.21%	5.47%	6.06%	8.15%	5.97%
Nov 2021	4.23%	0.59%	4.83%	2.22%	7.04%	4.69%	8.97%	5.41%	5.50%	8.23%	7.67%
Oct 2021	3.86%	0.45%	4.31%	1.12%	5.43%	5.59%	6.74%	4.54%	4.46%	4.81%	5.58%
Sep 2021	4.04%	0.51%	4.55%	1.12%	5.68%	4.38%	6.37%	4.72%	4.70%	6.30%	6.47%
Aug 2021	3.90%	0.40%	4.29%	0.99%	5.28%	2.69%	5.87%	4.50%	4.26%	4.05%	6.69%
Jul 2021	3.81%	0.47%	4.28%	0.71%	5.00%	3.39%	4.80%	5.13%	3.45%	4.29%	6.36%
Jun 2021	3.45%	0.46%	3.92%	0.76%	4.68%	1.70%	4.90%	4.38%	3.34%	4.11%	6.09%
May 2021	3.22%	0.33%	3.56%	0.84%	4.40%	1.59%	5.00%	3.71%	2.28%	4.93%	5.86%
Apr 2021	3.09%	0.48%	3.57%	0.94%	4.52%	1.63%	4.98%	4.10%	2.58%	4.53%	6.00%
Mar 2021	2.99%	0.45%	3.44%	1.19%	4.63%	1.18%	4.92%	4.66%	3.12%	5.93%	5.49%
Feb 2021	3.31%	0.39%	3.70%	2.68%	6.38%	1.57%	6.83%	5.48%	3.38%	7.78%	8.93%
Jan 2021	4.03%	0.22%	4.25%	5.24%	9.50%	2.43%	11.33%	8.22%	4.37%	13.95%	11.62%
2021	3.66%	0.44%	4.09%	1.67%	5.76%	2.84%	6.66%	5.02%	3.97%	6.42%	6.88%

Year / Month	Certified absence	Self-certified absence	Non Covid-19 absence	Covid-19 absence	Total absence rate	CHWB	Mental Health	PC	Disabilities	Older People	CHO Ops
Jan 2024	5.02%	0.64%	5.66%	0.64%	6.29%	7.07%	5.90%	6.36%	5.91%	7.29%	4.30%
2024	5.02%	0.64%	5.66%	0.64%	6.29%	7.07%	5.90%	6.36%	5.91%	7.29%	4.30%
Dec 2023	4.54%	0.69%	5.24%	0.79%	6.02%	7.54%	4.67%	6.25%	6.32%	6.48%	4.64%
Nov 2023	4.30%	0.67%	4.98%	0.50%	5.48%	6.37%	4.38%	5.23%	5.86%	6.24%	3.04%
Oct 2023	4.18%	0.54%	4.72%	0.60%	5.32%	0.28%	4.61%	5.57%	5.30%	5.77%	4.68%
Sep 2023	3.83%	0.67%	4.50%	0.50%	5.00%	2.17%	3.65%	5.43%	5.00%	5.60%	5.54%
Aug 2023	4.30%	0.52%	4.82%	0.70%	5.52%	0.60%	4.67%	4.72%	5.68%	7.09%	4.97%
Jul 2023	3.90%	0.46%	4.37%	0.43%	4.80%	1.66%	3.07%	4.73%	5.27%	5.39%	6.04%
Jun 2023	3.60%	0.71%	4.30%	0.29%	4.60%	0.32%	3.27%	3.97%	5.28%	5.36%	3.32%
May 2023	3.74%	0.52%	4.26%	0.42%	4.68%	3.67%	3.21%	3.86%	5.18%	6.09%	3.35%
Apr 2023	3.74%	0.50%	4.24%	0.45%	4.70%	1.66%	3.39%	4.07%	5.23%	5.45%	6.04%
Mar 2023	4.17%	0.60%	4.77%	0.74%	5.51%	3.19%	4.56%	4.72%	6.11%	6.24%	4.51%
Feb 2023	3.77%	0.50%	4.27%	0.55%	4.82%	0.86%	3.84%	5.70%	4.65%	5.42%	2.81%
Jan 2023	4.79%	0.57%	5.36%	0.97%	6.33%	2.69%	5.97%	6.62%	5.63%	7.74%	4.72%
2023	4.07%	0.58%	4.65%	0.58%	5.23%	2.70%	4.09%	5.07%	5.45%	6.05%	4.45%
Dec 2022	4.99%	0.74%	5.73%	1.39%	7.12%	0.64%	5.50%	7.79%	6.82%	8.63%	4.44%
Nov 2022	4.10%	0.61%	4.72%	0.75%	5.47%	4.12%	4.18%	5.91%	4.77%	7.44%	3.37%
Oct 2022	4.47%	0.60%	5.06%	0.88%	5.94%	22.08%	5.08%	6.14%	5.84%	6.56%	3.77%
Sep 2022	4.44%	0.57%	5.00%	0.70%	5.70%	18.77%	5.40%	5.34%	5.16%	7.34%	1.09%
Aug 2022	4.29%	0.37%	4.67%	0.77%	5.44%	6.11%	5.36%	6.41%	4.40%	6.39%	3.96%
Jul 2022	4.44%	0.58%	5.03%	1.79%	6.82%	7.58%	7.07%	7.74%	6.03%	6.82%	3.14%
Jun 2022	4.55%	0.54%	5.09%	1.68%	6.77%	11.45%	5.33%	6.58%	7.26%	7.38%	5.81%
May 2022	3.92%	0.46%	4.37%	0.89%	5.26%	1.26%	4.46%	5.96%	5.05%	5.65%	3.37%
Apr 2022	3.76%	0.49%	4.25%	2.37%	6.62%	0.82%	5.90%	6.76%	6.61%	7.30%	3.59%
Mar 2022	4.20%	0.44%	4.64%	4.49%	9.13%	5.54%	6.52%	9.10%	9.34%	11.29%	4.06%
Feb 2022	4.00%	0.39%	4.40%	2.73%	7.13%	16.72%	5.83%	6.16%	7.99%	7.85%	
Jan 2022	3.30%	0.37%	3.67%	4.37%	8.04%	0.73%	7.50%	6.62%	8.23%	9.78%	
2022	4.20%	0.51%	4.72%	1.88%	6.60%	7.21%	5.64%	6.70%	6.45%	7.71%	3.63%
Dec 2021	3.92%	0.47%	4.39%	2.30%	6.70%	0.00%	6.07%	6.33%	6.27%	8.29%	
Nov 2021	4.23%	0.59%	4.83%	2.22%	7.04%	0.00%	5.89%	6.30%	6.75%	9.39%	
Oct 2021	3.86%	0.45%	4.31%	1.12%	5.43%	0.00%	5.08%	5.25%	5.24%	6.24%	
Sep 2021	4.04%	0.51%	4.55%	1.12%	5.68%	0.00%	3.72%	5.30%	6.28%	6.74%	
Aug 2021	3.90%	0.40%	4.29%	0.99%	5.28%	0.00%	4.29%	4.59%	5.69%	6.16%	
Jul 2021	3.81%	0.47%	4.28%	0.71%	5.00%	0.00%	3.78%	3.85%	6.10%	5.49%	
Jun 2021	3.45%	0.46%	3.92%	0.76%	4.68%	2.39%	3.90%	3.62%	4.98%	6.00%	
May 2021	3.22%	0.33%	3.56%	0.84%	4.40%	0.00%	3.70%	3.19%	4.34%	6.38%	
Apr 2021	3.09%	0.48%	3.57%	0.94%	4.52%	0.00%	3.43%	3.15%	4.97%	6.17%	
Mar 2021	2.99%	0.45%	3.44%	1.19%	4.63%	6.40%	4.04%	2.94%	4.50%	7.18%	
Feb 2021	3.31%	0.39%	3.70%	2.68%	6.38%	6.41%	4.55%	3.91%	6.21%	10.94%	
Jan 2021	4.03%	0.22%	4.25%	5.24%	9.50%	5.90%	10.21%	6.26%	8.93%	13.17%	
2021	3.66%	0.44%	4.09%	1.67%	5.76%	2.10%	4.89%	4.57%	5.83%	7.67%	

