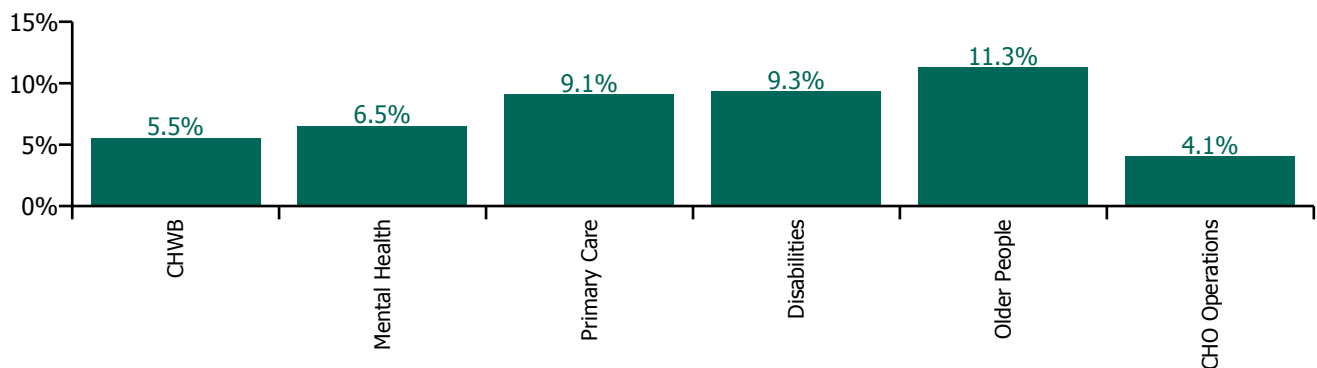


## March 2022

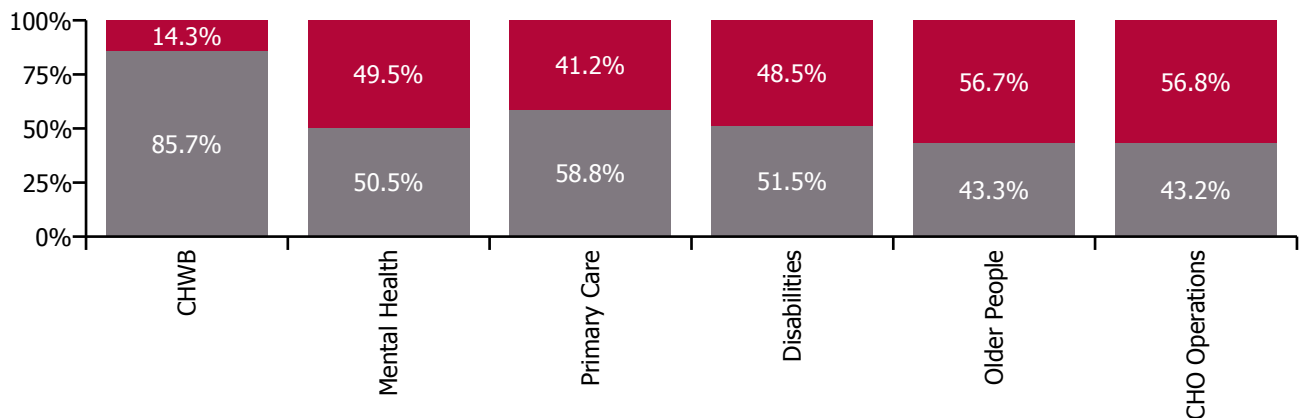
Health Service Absence Rate - by Staff Category: Mar 2022	Certified absence	Self-certified absence	Non Covid-19 absence	Covid-19 absence	Total absence rate	% Non Covid-19 absence	% Covid-19 absence
<b>CHO 6</b>	<b>4.2%</b>	<b>0.4%</b>	<b>4.6%</b>	<b>4.5%</b>	<b>9.1%</b>	<b>50.8%</b>	<b>49.2%</b>
Medical & Dental	2.8%	0.1%	2.9%	1.2%	4.1%	70.8%	29.2%
Nursing & Midwifery	5.1%	0.5%	5.7%	5.6%	11.3%	50.2%	49.8%
Health & Social Care Professionals	2.9%	0.4%	3.3%	3.9%	7.2%	46.1%	53.9%
Management & Administrative	3.8%	0.3%	4.1%	2.5%	6.6%	62.3%	37.7%
General Support	3.8%	0.3%	4.2%	4.3%	8.5%	49.0%	51.0%
Patient & Client Care	4.9%	0.6%	5.5%	5.7%	11.1%	49.2%	50.8%

Health Service Absence Rate - by Care Group: Mar 2022	Certified absence	Self-certified absence	Non Covid-19 absence	Covid-19 absence	Total absence rate	% Non Covid-19 absence	% Covid-19 absence
<b>CHO 6</b>	<b>4.2%</b>	<b>0.4%</b>	<b>4.6%</b>	<b>4.5%</b>	<b>9.1%</b>	<b>50.8%</b>	<b>49.2%</b>
CHO Operations	1.3%	0.5%	1.8%	2.3%	4.1%	43.2%	56.8%
Community Health & Wellbeing	4.7%	0.0%	4.7%	0.8%	5.5%	85.7%	14.3%
Mental Health	2.9%	0.4%	3.3%	3.2%	6.5%	50.5%	49.5%
Primary Care	5.1%	0.2%	5.4%	3.8%	9.1%	58.8%	41.2%
Disabilities	4.3%	0.5%	4.8%	4.5%	9.3%	51.5%	48.5%
Older People	4.3%	0.5%	4.9%	6.4%	11.3%	43.3%	56.7%

**Total absence rate**



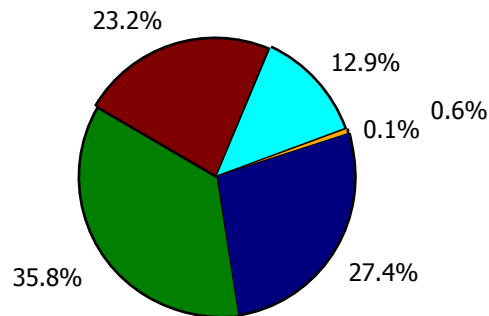
**% of Absence Non Covid-19 / Covid-19**



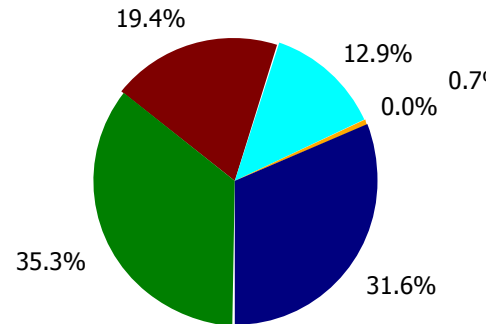
## March 2022

Health Service Absence Rate - by Care Group: Mar 2022	Medical & Dental	Nursing & Midwifery	Health & Social Care Professionals	Management & Administrative	General Support	Patient & Client Care	Certified absence	Self-certified absence	Non Covid-19 absence	Covid-19 absence	Total absence rate
<b>CHO 6</b>	<b>4.1%</b>	<b>11.3%</b>	<b>7.2%</b>	<b>6.6%</b>	<b>8.5%</b>	<b>11.1%</b>	<b>4.2%</b>	<b>0.4%</b>	<b>4.6%</b>	<b>4.5%</b>	<b>9.1%</b>
CHO Operations		0.0%	7.1%	3.7%			1.3%	0.5%	1.8%	2.3%	4.1%
Community Health & Wellbeing				6.5%		0.0%	4.7%	0.0%	4.7%	0.8%	5.5%
Mental Health	2.9%	8.2%	7.5%	3.2%	8.9%	4.2%	2.9%	0.4%	3.3%	3.2%	6.5%
Primary Care	5.4%	12.4%	8.2%	9.0%	2.3%	8.6%	5.1%	0.2%	5.4%	3.8%	9.1%
Disabilities	2.9%	11.1%	7.0%	4.6%	10.8%	12.4%	4.3%	0.5%	4.8%	4.5%	9.3%
Older People	3.5%	13.6%	5.6%	8.6%	9.0%	11.8%	4.3%	0.5%	4.9%	6.4%	11.3%

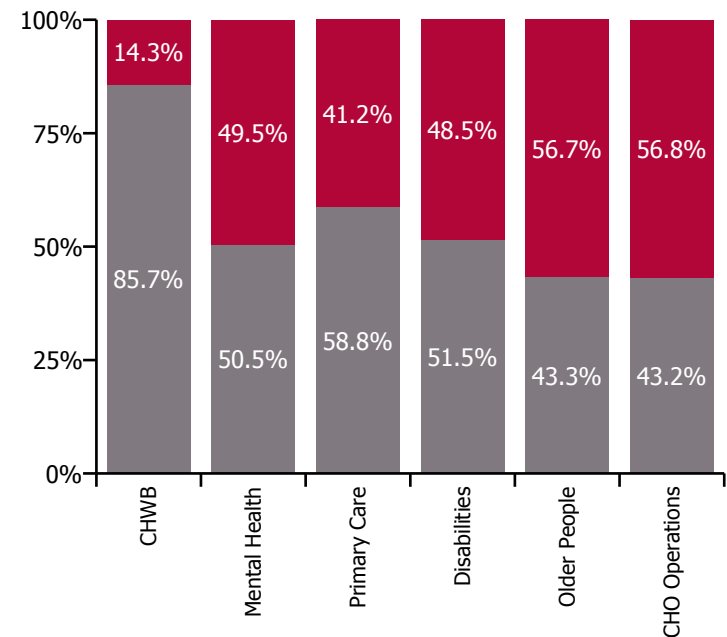
% of total lost hours



% of Covid-19 lost hours



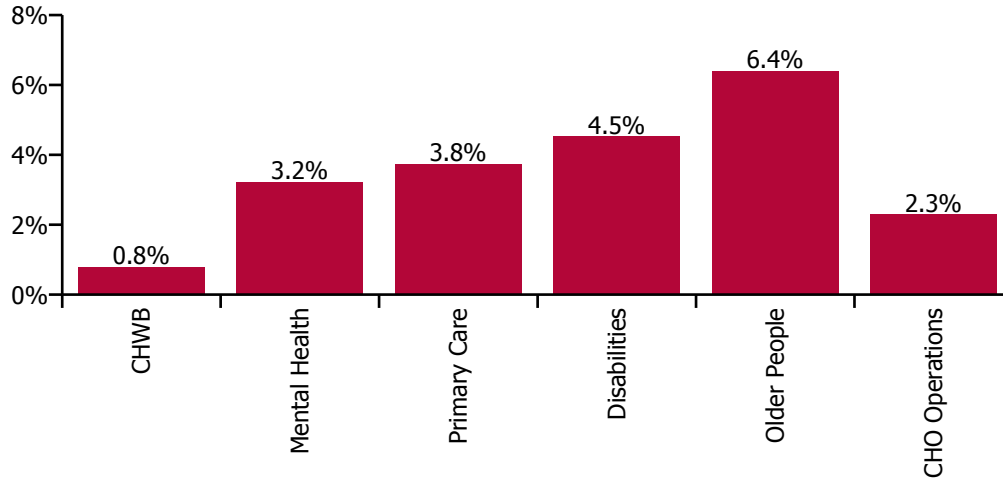
% of Absence Non Covid-19 / Covid-19



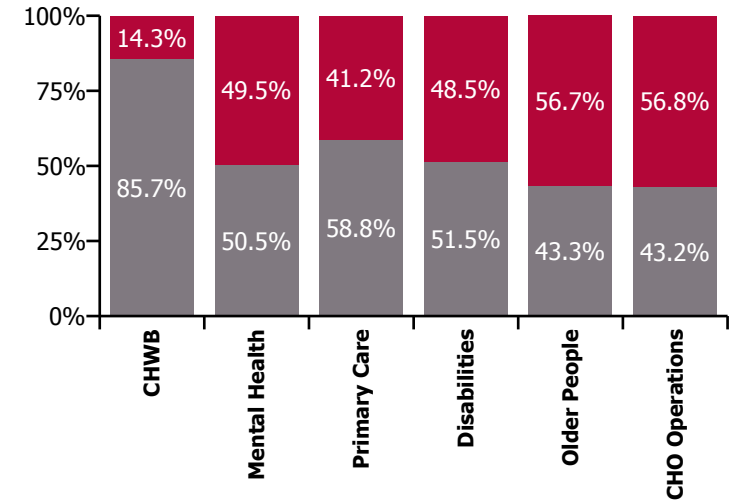
## March 2022

Health Service Covid-19 Absence Rate - by Staff Category & Care Group: Mar 2022	Medical & Dental	Nursing & Midwifery	Health & Social Care Professionals	Management & Administrative	General Support	Patient & Client Care	Covid-19 absence	Non Covid-19 absence	Total absence rate
<b>CHO 6</b>	<b>1.2%</b>	<b>5.6%</b>	<b>3.9%</b>	<b>6.6%</b>	<b>4.3%</b>	<b>5.7%</b>	<b>4.5%</b>	<b>4.6%</b>	<b>9.1%</b>
CHO Operations		0.0%	6.3%	3.7%			2.3%	1.8%	4.1%
Community Health & Wellbeing				6.5%		0.0%	0.8%	4.7%	5.5%
Mental Health	0.9%	4.5%	3.0%	3.2%	4.7%	2.5%	3.2%	3.3%	6.5%
Primary Care	1.3%	5.0%	4.2%	9.0%	1.2%	4.1%	3.8%	5.4%	9.1%
Disabilities	2.9%	5.2%	3.9%	4.6%	7.1%	5.6%	4.5%	4.8%	9.3%
Older People	0.0%	7.6%	5.1%	8.6%	4.2%	7.1%	6.4%	4.9%	11.3%

**Covid-19 absence rate**



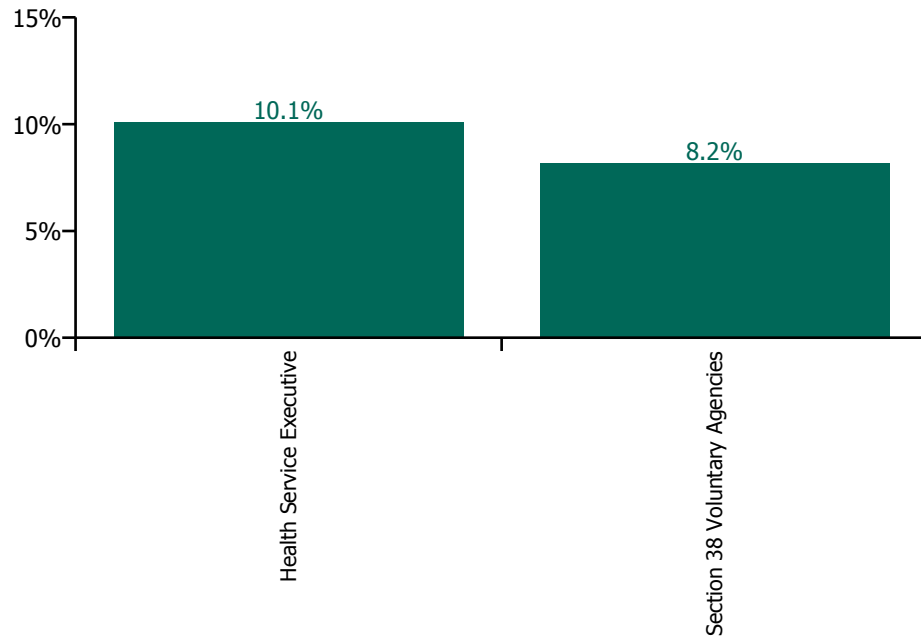
**% of Absence Non Covid-19 / Covid-19**



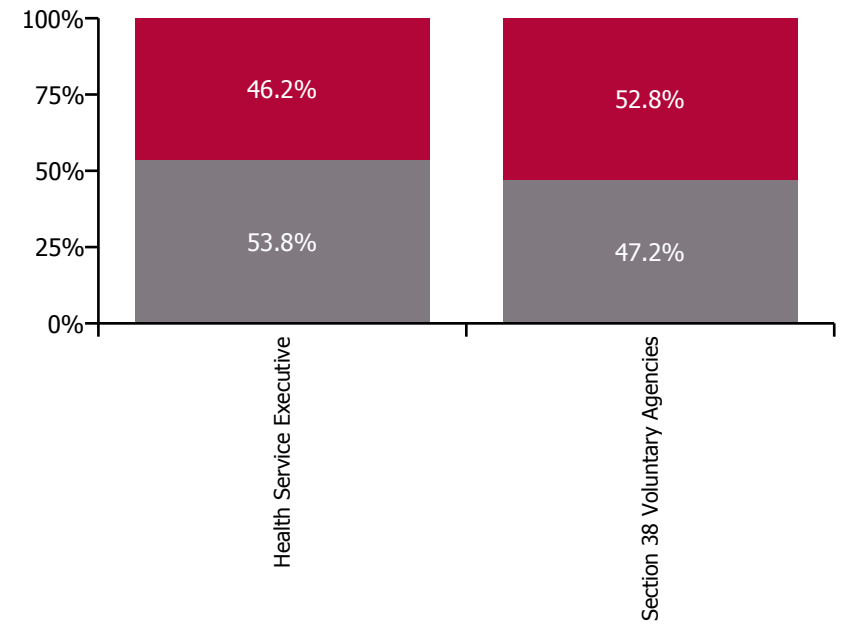
## March 2022

Health Service Absence Rate - by Care Group: Mar 2022	Medical & Dental	Nursing & Midwifery	Health & Social Care Professionals	Management & Administrative	General Support	Patient & Client Care	Certified absence	Self-certified absence	Non Covid-19 absence	Covid-19 absence	Total absence rate
<b>CHO 6</b>	<b>4.1%</b>	<b>11.3%</b>	<b>7.2%</b>	<b>6.6%</b>	<b>8.5%</b>	<b>11.1%</b>	<b>4.2%</b>	<b>0.4%</b>	<b>4.6%</b>	<b>4.5%</b>	<b>9.1%</b>
<b>Health Service Executive</b>	<b>5.5%</b>	<b>11.1%</b>	<b>8.1%</b>	<b>8.6%</b>	<b>9.1%</b>	<b>12.7%</b>	<b>5.0%</b>	<b>0.4%</b>	<b>5.4%</b>	<b>4.7%</b>	<b>10.1%</b>
Community Health & Wellbeing				6.5%		0.0%	4.7%	0.0%	4.7%	0.8%	5.5%
Mental Health	4.9%	9.3%	9.1%	5.3%	9.1%	4.3%	3.4%	0.4%	3.8%	4.2%	8.0%
Primary Care	6.0%	12.6%	8.3%	10.1%	4.9%	10.4%	5.5%	0.3%	5.8%	4.2%	10.0%
Disabilities	3.3%	9.2%	6.4%	5.1%	0.0%	17.4%	6.0%	0.7%	6.6%	5.1%	11.7%
Older People	0.0%	12.4%	3.0%	11.9%	10.5%	15.1%	5.8%	0.6%	6.4%	6.5%	12.9%
CHO Operations		0.0%	7.1%	3.7%			1.3%	0.5%	1.8%	2.3%	4.1%
<b>Section 38 Voluntary Agencies</b>	<b>1.9%</b>	<b>11.7%</b>	<b>6.8%</b>	<b>3.8%</b>	<b>8.1%</b>	<b>10.0%</b>	<b>3.4%</b>	<b>0.5%</b>	<b>3.9%</b>	<b>4.3%</b>	<b>8.2%</b>

**Total absence rate**



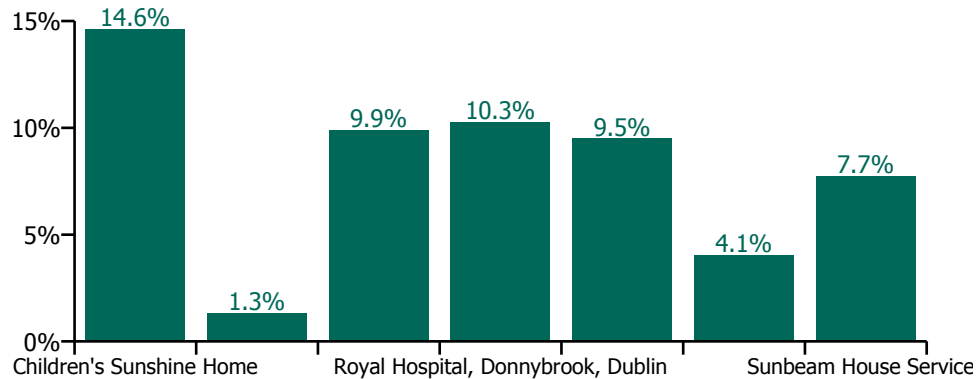
**Non Covid-19 & Covid-19 Absence**



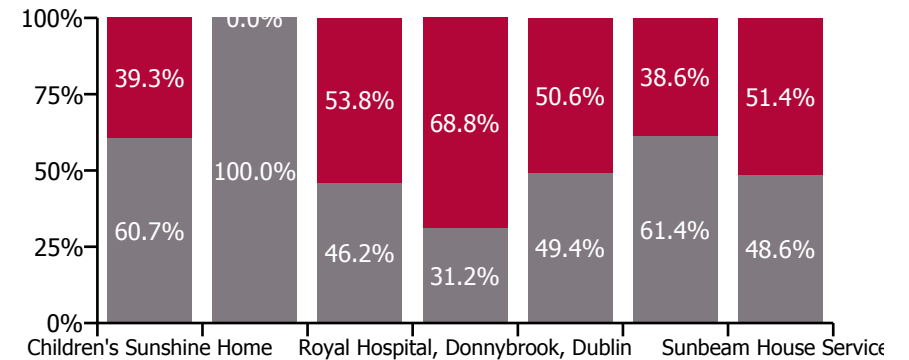
## March 2022

Health Service Absence Rate - by Care Group: Mar 2022	Medical & Dental	Nursing & Midwifery	Health & Social Care Professionals	Management & Administrative	General Support	Patient & Client Care	Certified absence	Self-certified absence	Non Covid-19 absence	Covid-19 absence	Total absence rate
<b>CHO 6</b>	<b>1.9%</b>	<b>11.7%</b>	<b>6.8%</b>	<b>3.8%</b>	<b>8.1%</b>	<b>10.0%</b>	<b>3.4%</b>	<b>0.5%</b>	<b>3.9%</b>	<b>4.3%</b>	<b>8.2%</b>
<b>Section 38 Voluntary Agencies</b>	<b>1.9%</b>	<b>11.7%</b>	<b>6.8%</b>	<b>3.8%</b>	<b>8.1%</b>	<b>10.0%</b>	<b>3.4%</b>	<b>0.5%</b>	<b>3.9%</b>	<b>4.3%</b>	<b>8.2%</b>
Children's Sunshine Home		17.8%	13.4%	0.6%	10.8%	15.8%	8.7%	0.2%	8.9%	5.7%	14.6%
Dublin Dental Hospital	2.3%	5.9%	0.0%	0.9%	0.0%	1.1%	1.3%	0.0%	1.3%	0.0%	1.3%
Leopardstown Park Hospital		11.6%	2.8%	8.2%	10.0%	10.1%	3.8%	0.8%	4.6%	5.3%	9.9%
Royal Hospital, Donnybrook, Dublin	5.0%	16.6%	6.9%	2.8%	6.5%	8.4%	2.9%	0.3%	3.2%	7.1%	10.3%
St. John of God (IDS)	0.0%	11.1%	8.8%	2.8%	14.3%	11.9%	4.1%	0.6%	4.7%	4.8%	9.5%
St. John of God (MHS)	1.7%	4.3%	6.3%	1.8%	7.9%	0.0%	2.1%	0.4%	2.5%	1.6%	4.1%
Sunbeam House Services		9.6%	5.9%	6.8%	6.8%	10.0%	3.3%	0.5%	3.8%	4.0%	7.7%

**Total absence rate**



**Non Covid-19 & Covid-19 Absence**



## CHO 6 by Staff Category

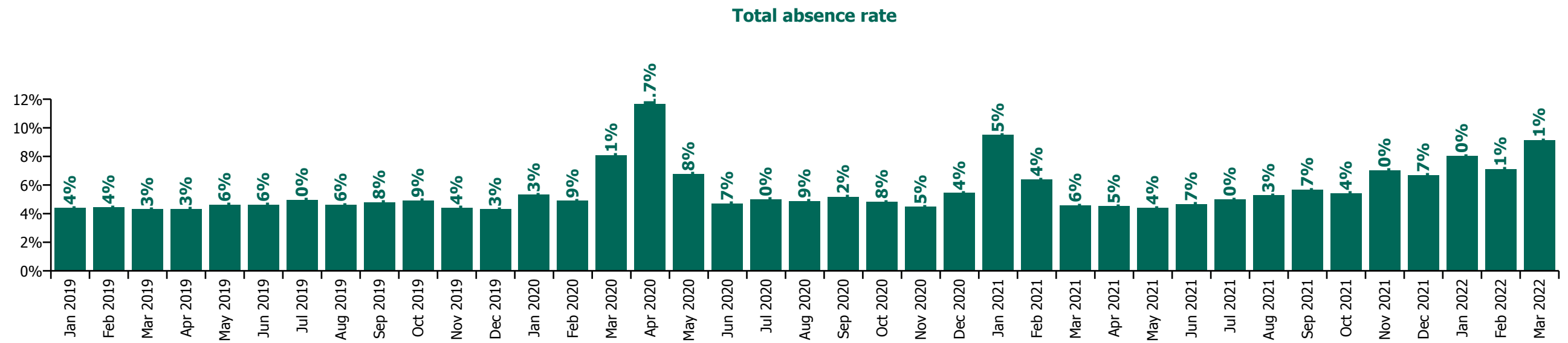
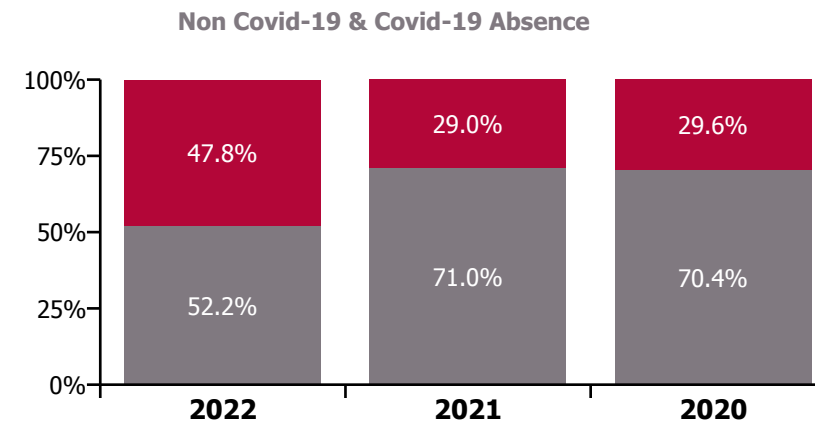
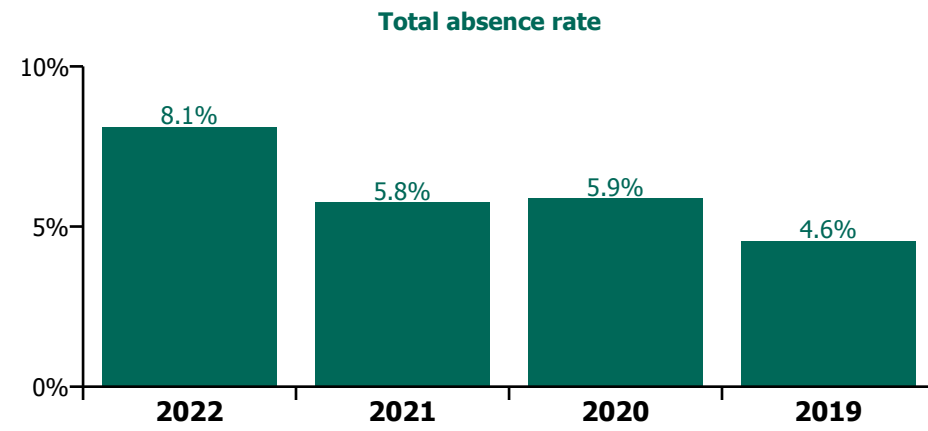
Year/ month	Medical & Dental	Nursing & Midwifery	Health & Social Care Professionals	Management & Administrative	General Support	Patient & Client Care	Certified absence	Self-certified absence	Non Covid-19 absence	Covid-19 absence	Total absence rate
<b>2022</b>	<b>3.9%</b>	<b>10.1%</b>	<b>7.1%</b>	<b>5.6%</b>	<b>7.7%</b>	<b>9.3%</b>	<b>3.8%</b>	<b>0.4%</b>	<b>4.2%</b>	<b>3.9%</b>	<b>8.1%</b>
Mar 2022	4.1%	11.3%	7.2%	6.6%	8.5%	11.1%	4.2%	0.4%	4.6%	4.5%	9.1%
Feb 2022	3.9%	8.4%	6.9%	5.0%	6.8%	8.0%	4.0%	0.4%	4.4%	2.7%	7.1%
Jan 2022	3.6%	10.5%	7.3%	5.2%	7.8%	8.7%	3.3%	0.4%	3.7%	4.4%	8.0%
<b>2021</b>	<b>2.8%</b>	<b>6.7%</b>	<b>5.0%</b>	<b>4.0%</b>	<b>6.4%</b>	<b>6.9%</b>	<b>3.7%</b>	<b>0.4%</b>	<b>4.1%</b>	<b>1.7%</b>	<b>5.8%</b>
Dec 2021	3.0%	9.2%	5.5%	6.1%	8.2%	6.0%	3.9%	0.5%	4.4%	2.3%	6.7%
Nov 2021	4.7%	9.0%	5.4%	5.5%	8.2%	7.7%	4.2%	0.6%	4.8%	2.2%	7.0%
Oct 2021	5.6%	6.7%	4.5%	4.5%	4.8%	5.6%	3.9%	0.5%	4.3%	1.1%	5.4%
Sep 2021	4.4%	6.4%	4.7%	4.7%	6.3%	6.5%	4.0%	0.5%	4.6%	1.1%	5.7%
Aug 2021	2.7%	5.9%	4.5%	4.3%	4.1%	6.7%	3.9%	0.4%	4.3%	1.0%	5.3%
Jul 2021	3.4%	4.8%	5.1%	3.4%	4.3%	6.4%	3.8%	0.5%	4.3%	0.7%	5.0%
Jun 2021	1.7%	4.9%	4.4%	3.3%	4.1%	6.1%	3.5%	0.5%	3.9%	0.8%	4.7%
May 2021	1.6%	5.0%	3.7%	2.3%	4.9%	5.9%	3.2%	0.3%	3.6%	0.8%	4.4%
Apr 2021	1.6%	5.0%	4.1%	2.6%	4.5%	6.0%	3.1%	0.5%	3.6%	0.9%	4.5%
Mar 2021	1.2%	4.9%	4.4%	3.1%	5.9%	5.5%	2.9%	0.5%	3.4%	1.2%	4.6%
Feb 2021	1.6%	6.8%	5.5%	3.4%	7.8%	8.9%	3.3%	0.4%	3.7%	2.7%	6.4%
Jan 2021	2.4%	11.3%	8.2%	4.4%	13.9%	11.6%	4.0%	0.2%	4.3%	5.2%	9.5%
<b>2020</b>	<b>3.0%</b>	<b>7.0%</b>	<b>4.7%</b>	<b>4.2%</b>	<b>7.8%</b>	<b>6.6%</b>	<b>3.7%</b>	<b>0.4%</b>	<b>4.1%</b>	<b>1.7%</b>	<b>5.9%</b>
Dec 2020	2.6%	6.2%	3.6%	3.8%	9.0%	6.6%	3.7%	0.3%	4.0%	1.4%	5.4%
Nov 2020	2.1%	5.0%	3.3%	4.3%	6.3%	5.0%	3.3%	0.3%	3.6%	0.9%	4.5%
Oct 2020	1.9%	6.5%	2.8%	3.7%	6.5%	5.5%	3.2%	0.3%	3.5%	1.3%	4.8%
Sep 2020	1.7%	6.8%	3.5%	3.3%	9.2%	5.7%	3.4%	0.3%	3.7%	1.5%	5.2%
Aug 2020	0.6%	5.2%	3.6%	3.3%	8.4%	6.4%	3.5%	0.3%	3.8%	1.1%	4.9%
Jul 2020	2.2%	6.1%	3.5%	3.0%	7.5%	6.2%	3.7%	0.3%	4.0%	1.0%	5.0%
Jun 2020	3.0%	5.0%	3.8%	3.3%	7.1%	5.6%	3.2%	0.3%	3.5%	1.2%	4.7%
May 2020	1.4%	8.2%	5.9%	4.4%	9.8%	6.9%	3.7%	0.2%	3.9%	2.9%	6.8%
Apr 2020	6.3%	15.0%	10.3%	6.3%	11.3%	12.4%	3.5%	1.4%	4.9%	6.8%	11.7%
Mar 2020	7.8%	9.6%	7.7%	6.9%	7.4%	7.7%	4.4%	0.6%	5.0%	3.1%	8.1%
Feb 2020	3.4%	4.9%	4.0%	4.9%	5.5%	5.8%	4.3%	0.6%	4.9%		4.9%
Jan 2020	4.5%	5.4%	5.0%	4.9%	5.9%	5.6%	4.8%	0.5%	5.3%		5.3%
<b>2019</b>	<b>3.1%</b>	<b>4.2%</b>	<b>4.0%</b>	<b>3.8%</b>	<b>6.0%</b>	<b>5.4%</b>	<b>4.0%</b>	<b>0.6%</b>	<b>4.6%</b>		<b>4.6%</b>

Dec 2019	1.7%	4.6%	3.2%	3.8%	5.3%	5.1%	3.6%	0.7%	4.3%		4.3%
Nov 2019	4.5%	4.5%	3.0%	3.5%	5.4%	5.6%	3.7%	0.7%	4.4%		4.4%
Oct 2019	4.1%	3.9%	4.3%	3.5%	7.9%	6.1%	4.3%	0.6%	4.9%		4.9%
Sep 2019	2.1%	3.8%	3.8%	2.9%	7.4%	6.6%	4.4%	0.4%	4.8%		4.8%
Aug 2019	3.8%	3.5%	5.5%	4.3%	5.8%	4.9%	4.3%	0.3%	4.6%		4.6%
Jul 2019	2.3%	4.6%	4.3%	3.4%	6.9%	6.2%	4.6%	0.4%	5.0%		5.0%
Jun 2019	3.4%	4.1%	4.3%	3.2%	6.2%	6.0%	4.0%	0.6%	4.6%		4.6%
May 2019	3.3%	3.7%	4.8%	4.5%	5.8%	5.3%	4.1%	0.6%	4.6%		4.6%
Apr 2019	4.5%	3.6%	4.4%	3.8%	5.6%	5.0%	3.8%	0.6%	4.3%		4.3%
Mar 2019	3.0%	4.5%	2.9%	3.9%	5.7%	5.5%	3.8%	0.5%	4.3%		4.3%
Feb 2019	2.7%	4.8%	4.1%	4.4%	6.4%	4.1%	3.9%	0.5%	4.4%		4.4%
Jan 2019	1.6%	5.1%	3.9%	4.2%	4.5%	4.7%	3.4%	1.0%	4.4%		4.4%

CHO 6 by Care Group

Year/ month	CHWB	Mental Health	Primary Care	Disabilities	Older People	CHO Operations	Health Service Executive	Mental Health	Primary Care	Disabilities	Older People	Section 38 Voluntary Agencies	Certified absence	Self-certified absence	Non Covid-19 absence	Covid-19 absence	Total absence rate
2022	7.7%	7.9%	7.9%	10.7%	10.1%	4.1%	8.6%	4.4%	1.5%	8.1%	9.4%	7.6%	3.8%	0.4%	4.2%	3.9%	8.1%
Mar 2022	5.5%	8.0%	10.0%	11.7%	12.9%	4.1%	10.1%	4.1%	1.3%	8.8%	10.1%	8.2%	4.2%	0.4%	4.6%	4.5%	9.1%
Feb 2022	16.7%	7.1%	6.7%	9.7%	7.7%		7.4%	3.7%	1.5%	7.6%	8.0%	6.9%	4.0%	0.4%	4.4%	2.7%	7.1%
Jan 2022	0.7%	8.6%	7.1%	10.5%	9.5%		8.3%	5.6%	1.7%	7.7%	10.0%	7.8%	3.3%	0.4%	3.7%	4.4%	8.0%
2021	2.1%	5.4%	4.9%	8.5%	7.7%		6.0%	3.9%	1.6%	5.2%	7.6%	5.5%	3.7%	0.4%	4.1%	1.7%	5.8%
Dec 2021		6.7%	6.8%	12.0%	7.7%		7.6%	5.0%	1.7%	5.1%	8.7%	5.9%	3.9%	0.5%	4.4%	2.3%	6.7%
Nov 2021		7.7%	6.8%	9.9%	9.8%		7.9%	2.8%	1.7%	6.1%	9.1%	6.2%	4.2%	0.6%	4.8%	2.2%	7.0%
Oct 2021		5.5%	5.7%	7.6%	7.4%		6.2%	4.4%	1.2%	4.7%	5.5%	4.7%	3.9%	0.5%	4.3%	1.1%	5.4%
Sep 2021		3.9%	5.7%	12.1%	7.7%		6.5%	3.4%	1.2%	5.0%	6.1%	4.9%	4.0%	0.5%	4.6%	1.1%	5.7%
Aug 2021		4.2%	5.0%	12.7%	6.9%		6.2%	4.5%	1.3%	4.1%	5.7%	4.4%	3.9%	0.4%	4.3%	1.0%	5.3%
Jul 2021		3.8%	4.1%	10.0%	6.2%		5.2%	3.8%	1.5%	5.2%	5.0%	4.8%	3.8%	0.5%	4.3%	0.7%	5.0%
Jun 2021	2.4%	3.8%	3.8%	7.6%	6.8%		4.9%	4.1%	1.8%	4.4%	5.5%	4.5%	3.5%	0.5%	3.9%	0.8%	4.7%
May 2021		4.0%	3.4%	5.9%	7.0%		4.5%	3.2%	1.6%	4.0%	6.0%	4.3%	3.2%	0.3%	3.6%	0.8%	4.4%
Apr 2021		3.7%	3.3%	6.4%	7.4%		4.6%	2.9%	1.6%	4.6%	5.4%	4.5%	3.1%	0.5%	3.6%	0.9%	4.5%
Mar 2021	6.4%	3.9%	3.1%	5.6%	7.0%		4.3%	3.5%	1.6%	4.2%	7.3%	4.8%	2.9%	0.5%	3.4%	1.2%	4.6%
Feb 2021	6.4%	5.1%	4.2%	5.8%	9.1%		5.5%	3.7%	1.8%	6.3%	12.1%	7.2%	3.3%	0.4%	3.7%	2.7%	6.4%
Jan 2021	5.9%	12.8%	6.8%	6.7%	9.8%		8.8%	5.7%	1.8%	9.5%	15.4%	10.2%	4.0%	0.2%	4.3%	5.2%	9.5%
2020	6.0%	5.3%	5.7%	7.1%	10.7%		6.8%	4.3%	3.7%	4.4%	7.4%	5.1%	3.7%	0.4%	4.1%	1.7%	5.9%
Dec 2020	7.9%	7.4%	4.0%	6.8%	9.4%		6.3%	4.5%	2.3%	3.0%	8.9%	4.7%	3.7%	0.3%	4.0%	1.4%	5.4%
Nov 2020	5.4%	4.7%	4.0%	6.5%	6.6%		5.0%	3.9%	2.7%	2.8%	6.9%	4.0%	3.3%	0.3%	3.6%	0.9%	4.5%
Oct 2020	5.8%	4.5%	5.0%	7.2%	8.4%		5.8%	2.7%	2.7%	2.9%	6.9%	3.9%	3.2%	0.3%	3.5%	1.3%	4.8%
Sep 2020	6.4%	5.6%	4.9%	7.3%	8.2%		6.0%	2.3%	2.8%	3.4%	7.9%	4.4%	3.4%	0.3%	3.7%	1.5%	5.2%
Aug 2020	8.8%	4.4%	4.4%	7.5%	8.2%		5.7%	1.9%	3.2%	3.2%	7.5%	4.2%	3.5%	0.3%	3.8%	1.1%	4.9%
Jul 2020	6.4%	3.8%	4.9%	7.4%	9.6%		6.0%	2.1%	3.0%	3.7%	6.3%	4.1%	3.7%	0.3%	4.0%	1.0%	5.0%
Jun 2020		4.2%	3.9%		9.4%		5.4%	2.1%	3.0%	3.7%	7.0%	4.3%	3.2%	0.3%	3.5%	1.2%	4.7%
May 2020	1.0%	4.7%	6.1%		14.3%		7.9%	3.7%	3.3%	5.4%	9.3%	6.1%	3.7%	0.2%	3.9%	2.9%	6.8%
Apr 2020		7.4%	9.1%		24.3%		12.9%	13.0%	3.9%	10.9%	10.5%	10.8%	3.5%	1.4%	4.9%	6.8%	11.7%
Mar 2020		7.1%	11.8%		12.7%		10.7%	5.5%	8.3%	6.0%	7.4%	6.4%	4.4%	0.6%	5.0%	3.1%	8.1%
Feb 2020		4.3%	6.2%		8.0%		6.1%	4.5%	3.6%	3.7%	5.3%	4.2%	4.3%	0.6%	4.9%		4.9%
Jan 2020		5.6%	7.2%		6.9%		6.6%	5.1%	5.0%	4.0%	5.1%	4.5%	4.8%	0.5%	5.3%		5.3%
2019		4.7%	4.8%		6.4%		5.3%	3.5%	9.0%	4.0%	4.3%	4.2%	4.0%	0.6%	4.6%		4.6%
Dec 2019		5.5%			5.8%		5.7%	4.4%	6.0%	3.0%	5.4%	3.9%	3.6%	0.7%	4.3%		4.3%
Nov 2019		4.4%	6.5%		7.1%		6.3%	3.3%	5.5%	3.4%	4.4%	3.7%	3.7%	0.7%	4.4%		4.4%
Oct 2019		3.2%	6.5%		4.7%		4.9%	3.5%	6.5%	5.0%	5.2%	4.9%	4.3%	0.6%	4.9%		4.9%
Sep 2019		3.2%	3.6%		8.4%		5.8%	2.9%	6.5%	4.2%	5.3%	4.5%	4.4%	0.4%	4.8%		4.8%
Aug 2019		4.2%	5.3%		4.0%		4.6%	4.0%	6.5%	5.0%	3.7%	4.6%	4.3%	0.3%	4.6%		4.6%
Jul 2019		5.2%	4.6%		8.4%		6.1%	3.7%	26.4%	4.2%	4.3%	4.4%	4.6%	0.4%	5.0%		5.0%
Jun 2019		5.0%	3.7%		9.0%		5.3%	4.8%	20.2%	4.3%	3.3%	4.3%	4.0%	0.6%	4.6%		4.6%
May 2019		4.8%	4.5%		4.9%		4.7%	4.9%	20.2%	4.3%	4.1%	4.6%	4.1%	0.6%	4.6%		4.6%
Apr 2019		4.4%	4.1%		4.9%		4.4%	2.0%	30.8%	4.4%	3.5%	4.3%	3.8%	0.6%	4.3%		4.3%
Mar 2019		5.3%	4.7%		8.2%		5.7%	1.4%	20.2%	3.4%	3.9%	3.5%	3.8%	0.5%	4.3%		4.3%
Feb 2019		5.0%	4.7%		5.3%		5.0%	5.2%	27.4%	3.5%	3.9%	4.1%	3.9%	0.5%	4.4%		4.4%
Jan 2019		5.5%	5.1%		6.3%		5.5%	2.6%	3.2%	3.8%	4.2%	3.7%	3.4%	1.0%	4.4%		4.4%





CHO 6 Section 38's

Year/ month	Children's Sunshine Home	Dublin Dental Hospital	Leopardstown Park Hospital	Royal Hospital, Donnybrook, Dublin	St. John of God (IDS)	St. John of God (MHS)	Sunbeam House Services	Section 38 Voluntary Agencies	<i>Certified absence</i>	<i>Self- certified absence</i>	<i>Non Covid-19 absence</i>	<i>Covid-19 absence</i>	Total absence rate
<b>2022</b>	12.8%	1.5%	9.7%	9.1%	7.8%	4.4%	7.8%	7.6%	<b>3.3%</b>	<b>0.4%</b>	<b>3.7%</b>	<b>3.9%</b>	<b>7.6%</b>
Mar 2022	14.6%	1.3%	9.9%	10.3%	9.5%	4.1%	7.7%	8.2%	3.4%	0.5%	3.9%	4.3%	8.2%
Feb 2022	12.2%	1.5%	9.0%	7.1%	7.0%	3.7%	7.7%	6.9%	3.5%	0.4%	3.9%	3.0%	6.9%
Jan 2022	11.5%	1.7%	10.2%	9.8%	6.9%	5.6%	8.1%	7.8%	3.1%	0.3%	3.4%	4.4%	7.8%
<b>2021</b>	8.7%	1.6%	6.7%	8.4%	5.1%	3.9%	5.0%	5.5%	<b>3.3%</b>	<b>0.5%</b>	<b>3.8%</b>	<b>1.7%</b>	<b>5.5%</b>
Dec 2021	10.2%	1.7%	7.7%	9.5%	4.8%	5.0%	4.8%	5.9%	3.3%	0.5%	3.7%	2.1%	5.9%
Nov 2021	11.9%	1.7%	8.1%	9.9%	5.3%	2.8%	6.1%	6.2%	3.5%	0.6%	4.1%	2.1%	6.2%
Oct 2021	11.7%	1.2%	5.8%	5.2%	4.7%	4.4%	4.1%	4.7%	3.1%	0.5%	3.6%	1.1%	4.7%
Sep 2021	10.2%	1.2%	6.0%	6.2%	5.2%	3.4%	4.2%	4.9%	3.3%	0.5%	3.8%	1.1%	4.9%
Aug 2021	6.8%	1.3%	4.3%	6.8%	4.5%	4.5%	3.5%	4.4%	3.0%	0.4%	3.4%	1.0%	4.4%
Jul 2021	11.0%	1.5%	4.0%	5.8%	5.4%	3.8%	4.4%	4.8%	3.5%	0.5%	4.1%	0.7%	4.8%
Jun 2021	6.1%	1.8%	5.3%	5.6%	4.7%	4.1%	3.9%	4.5%	3.4%	0.5%	3.8%	0.7%	4.5%
May 2021	6.5%	1.6%	5.4%	6.5%	4.5%	3.2%	3.2%	4.3%	3.1%	0.3%	3.4%	0.9%	4.3%
Apr 2021	6.8%	1.6%	4.9%	5.8%	5.7%	2.9%	3.5%	4.5%	2.9%	0.6%	3.5%	0.9%	4.5%
Mar 2021	7.3%	1.6%	5.3%	8.9%	4.2%	3.5%	4.0%	4.8%	3.0%	0.6%	3.5%	1.3%	4.8%
Feb 2021	6.7%	1.8%	9.2%	14.6%	4.7%	3.7%	7.8%	7.2%	3.3%	0.4%	3.7%	3.4%	7.2%
Jan 2021	8.5%	1.8%	14.8%	15.9%	8.4%	5.7%	10.4%	10.2%	4.3%	0.2%	4.5%	5.7%	10.2%
<b>2020</b>	4.7%	3.7%	7.1%	7.6%	4.7%	4.3%	4.0%	5.1%	<b>3.0%</b>	<b>0.5%</b>	<b>3.5%</b>	<b>1.6%</b>	<b>5.1%</b>
Dec 2020	5.5%	2.3%	10.3%	7.9%	2.7%	4.5%	3.0%	4.7%	3.4%	0.3%	3.7%	1.0%	4.7%
Nov 2020	6.3%	2.7%	5.9%	7.7%	3.2%	3.9%	2.0%	4.0%	3.1%	0.3%	3.4%	0.6%	4.0%
Oct 2020	6.6%	2.7%	5.2%	8.2%	3.1%	2.7%	2.3%	3.9%	2.6%	0.3%	2.9%	1.0%	3.9%
Sep 2020	5.8%	2.8%	7.4%	8.4%	4.0%	2.3%	2.5%	4.4%	2.6%	0.3%	2.9%	1.5%	4.4%
Aug 2020	4.5%	3.2%	7.7%	7.3%	3.2%	1.9%	3.2%	4.2%	2.9%	0.3%	3.1%	1.1%	4.2%
Jul 2020	6.0%	3.0%	5.9%	6.7%	4.1%	2.1%	3.0%	4.1%	2.9%	0.3%	3.2%	0.9%	4.1%
Jun 2020	3.0%	3.0%	5.2%	8.3%	4.6%	2.1%	2.9%	4.3%	2.8%	0.3%	3.1%	1.2%	4.3%
May 2020	4.0%	3.3%	8.3%	10.1%	5.6%	3.7%	5.5%	6.1%	2.9%	0.2%	3.1%	3.0%	6.1%
Apr 2020	6.0%	3.9%	10.1%	10.9%	14.0%	13.0%	9.0%	10.8%	2.3%	2.1%	4.5%	6.3%	10.8%
Mar 2020	5.9%	8.3%	9.5%	5.8%	4.5%	5.5%	7.4%	6.4%	3.0%	0.6%	3.6%	2.9%	6.4%
Feb 2020	1.5%	3.6%	4.5%	6.0%	4.0%	4.5%	3.7%	4.2%	3.7%	0.5%	4.2%		4.2%
Jan 2020	1.2%	5.0%	5.6%	4.7%	4.4%	5.1%	4.1%	4.5%	4.0%	0.5%	4.5%		4.5%
<b>2019</b>	3.3%	9.0%	4.3%	4.3%	4.1%	3.5%	4.1%	4.2%	<b>3.6%</b>	<b>0.6%</b>	<b>4.2%</b>		<b>4.2%</b>
Dec 2019	4.8%	6.0%	5.0%	5.7%	2.7%	4.4%	2.9%	3.9%	3.3%	0.6%	3.9%		3.9%
Nov 2019	1.5%	5.5%	3.7%	5.0%	3.4%	3.3%	3.8%	3.7%	3.1%	0.6%	3.7%		3.7%
Oct 2019	4.4%	6.5%	4.2%	6.0%	6.3%	3.5%	4.0%	4.9%	4.4%	0.6%	4.9%		4.9%
Sep 2019	0.9%	6.5%	5.2%	5.4%	4.7%	2.9%	4.2%	4.5%	4.1%	0.4%	4.5%		4.5%
Aug 2019	2.8%	6.5%	2.9%	4.3%	6.7%	4.0%	4.1%	4.6%	4.2%	0.4%	4.6%		4.6%
Jul 2019	2.9%	26.4%	4.1%	4.5%	4.4%	3.7%	4.2%	4.4%	4.1%	0.3%	4.4%		4.4%
Jun 2019	3.6%	20.2%	3.5%	3.1%	3.7%	4.8%	4.9%	4.3%	3.9%	0.4%	4.3%		4.3%
May 2019	4.3%	20.2%	5.0%	3.4%	3.6%	4.9%	4.9%	4.6%	4.0%	0.5%	4.6%		4.6%
Apr 2019	4.7%	30.8%	4.5%	2.8%	3.4%	2.0%	5.2%	4.3%	3.7%	0.6%	4.3%		4.3%
Mar 2019	2.1%	20.2%	4.6%	3.4%	3.2%	1.4%	3.8%	3.5%	2.9%	0.6%	3.5%		3.5%
Feb 2019	3.9%	27.4%	3.7%	4.0%	3.5%	5.2%	3.3%	4.1%	3.5%	0.6%	4.1%		4.1%
Jan 2019	5.5%	3.2%	5.1%	3.6%	3.7%	2.6%	3.6%	3.7%	2.6%	1.1%	3.7%		3.7%

