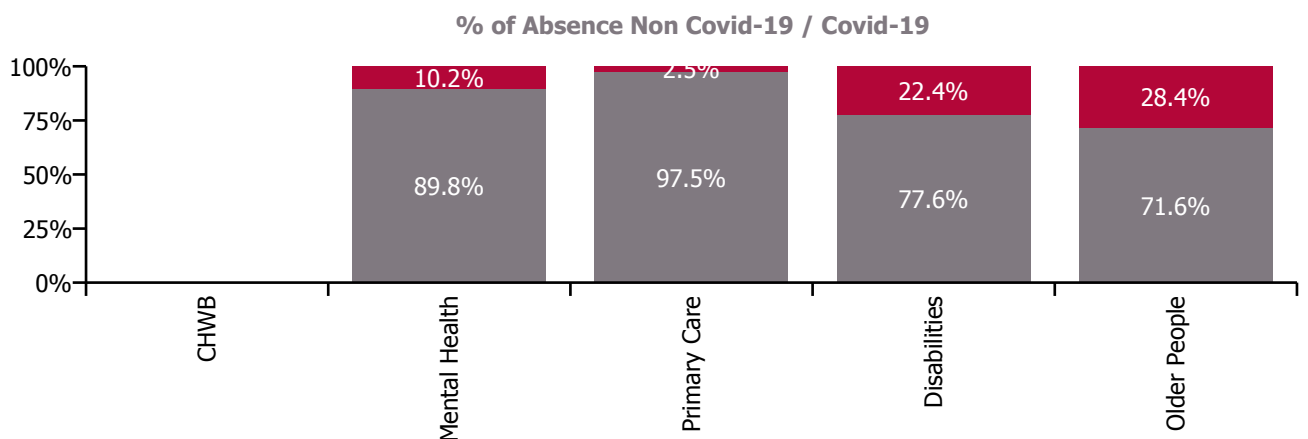
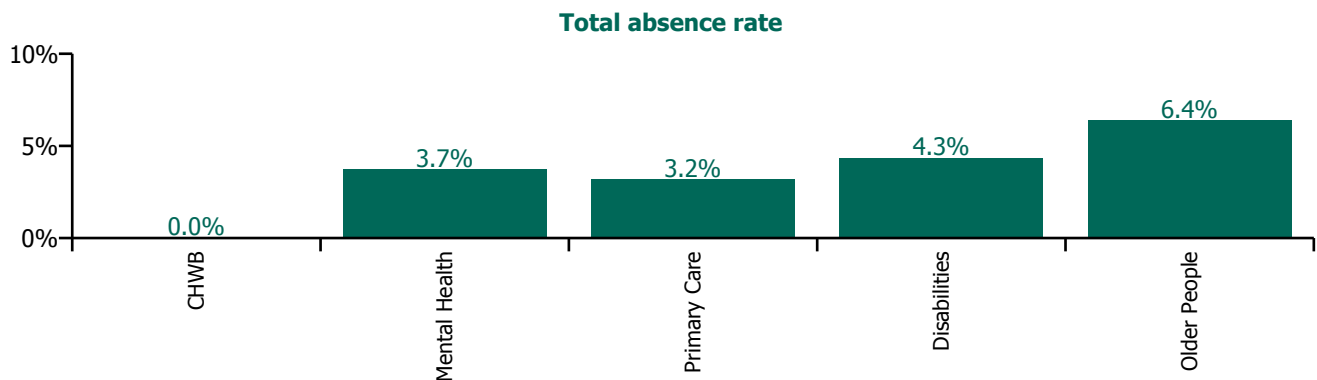


## May 2021

| Health Service Absence Rate - by Staff Category: May 2021 | Certified absence | Self-certified absence | Non Covid-19 absence | Covid-19 absence | Total absence rate | % Non Covid-19 absence | % Covid-19 absence |
|---|-------------------|------------------------|----------------------|------------------|--------------------|------------------------|--------------------|
| <b>CHO 6</b>  | <b>3.2%</b>       | <b>0.3%</b>            | <b>3.6%</b>          | <b>0.8%</b>      | <b>4.4%</b>        | <b>80.9%</b>           | <b>19.1%</b>       |
| Medical & Dental  | 1.3%              | 0.1%                   | 1.4%                 | 0.2%             | 1.6%               | 89.8%                  | 10.2%              |
| Nursing & Midwifery                                       | 3.4%              | 0.3%                   | 3.7%                 | 1.3%             | 5.0%               | 74.8%                  | 25.2%              |
| Health & Social Care Professionals                        | 2.8%              | 0.3%                   | 3.1%                 | 0.6%             | 3.7%               | 82.7%                  | 17.3%              |
| Management & Administrative                               | 1.9%              | 0.3%                   | 2.2%                 | 0.1%             | 2.3%               | 95.1%                  | 4.9%               |
| General Support   | 4.4%              | 0.4%                   | 4.8%                 | 0.2%             | 4.9%               | 96.3%                  | 3.7%               |
| Patient & Client Care                                     | 4.1%              | 0.5%                   | 4.6%                 | 1.2%             | 5.9%               | 78.7%                  | 21.3%              |

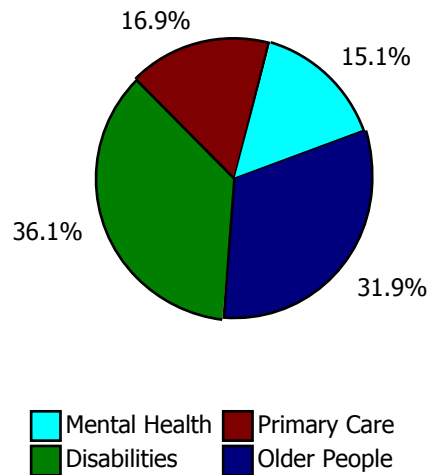
| Health Service Absence Rate - by Care Group: May 2021 | Certified absence | Self-certified absence | Non Covid-19 absence | Covid-19 absence | Total absence rate | % Non Covid-19 absence | % Covid-19 absence |
|---|-------------------|------------------------|----------------------|------------------|--------------------|------------------------|--------------------|
| <b>CHO 6</b>  | <b>3.2%</b>       | <b>0.3%</b>            | <b>3.6%</b>          | <b>0.8%</b>      | <b>4.4%</b>        | <b>80.9%</b>           | <b>19.1%</b>       |
| Community Health & Wellbeing                          | 0.0%              | 0.0%                   | 0.0%                 | 0.0%             | 0.0%               | #DIV/0                 | #DIV/0             |
| Mental Health   | 3.0%              | 0.3%                   | 3.3%                 | 0.4%             | 3.7%               | 89.8%                  | 10.2%              |
| Primary Care  | 2.9%              | 0.2%                   | 3.1%                 | 0.1%             | 3.2%               | 97.5%                  | 2.5%               |
| Disabilities  | 2.9%              | 0.4%                   | 3.4%                 | 1.0%             | 4.3%               | 77.6%                  | 22.4%              |
| Older People  | 4.2%              | 0.4%                   | 4.6%                 | 1.8%             | 6.4%               | 71.6%                  | 28.4%              |



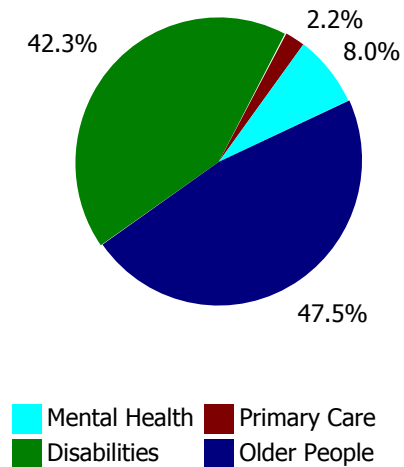
## May 2021

| Health Service Absence Rate - by Care Group: May 2021 | Medical & Dental | Nursing & Midwifery | Health & Social Care Professionals | Management & Administrative | General Support | Patient & Client Care | Certified absence | Self-certified absence | Non Covid-19 absence | Covid-19 absence | Total absence rate |
|---|------------------|---------------------|------------------------------------|-----------------------------|-----------------|-----------------------|-------------------|------------------------|----------------------|------------------|--------------------|
| <b>CHO 6</b>  | <b>1.6%</b>      | <b>5.0%</b>         | <b>3.7%</b>                        | <b>2.3%</b>                 | <b>4.9%</b>     | <b>5.9%</b>           | <b>3.2%</b>       | <b>0.3%</b>            | <b>3.6%</b>          | <b>0.8%</b>      | <b>4.4%</b>        |
| Community Health & Wellbeing                          |                  |                     |                                    | 0.0%                        |                 | 0.0%                  | 0.0%              | 0.0%                   | 0.0%                 | 0.0%             | 0.0%               |
| Mental Health   | 0.3%             | 4.2%                | 3.1%                               | 3.5%                        | 9.3%            | 3.4%                  | 3.0%              | 0.3%                   | 3.3%                 | 0.4%             | 3.7%               |
| Primary Care  | 3.0%             | 5.1%                | 2.8%                               | 1.9%                        | 1.5%            | 3.2%                  | 2.9%              | 0.2%                   | 3.1%                 | 0.1%             | 3.2%               |
| Disabilities  | 0.8%             | 5.4%                | 3.9%                               | 1.0%                        | 3.5%            | 5.5%                  | 2.9%              | 0.4%                   | 3.4%                 | 1.0%             | 4.3%               |
| Older People  | 0.0%             | 5.4%                | 5.8%                               | 6.1%                        | 4.4%            | 8.2%                  | 4.2%              | 0.4%                   | 4.6%                 | 1.8%             | 6.4%               |

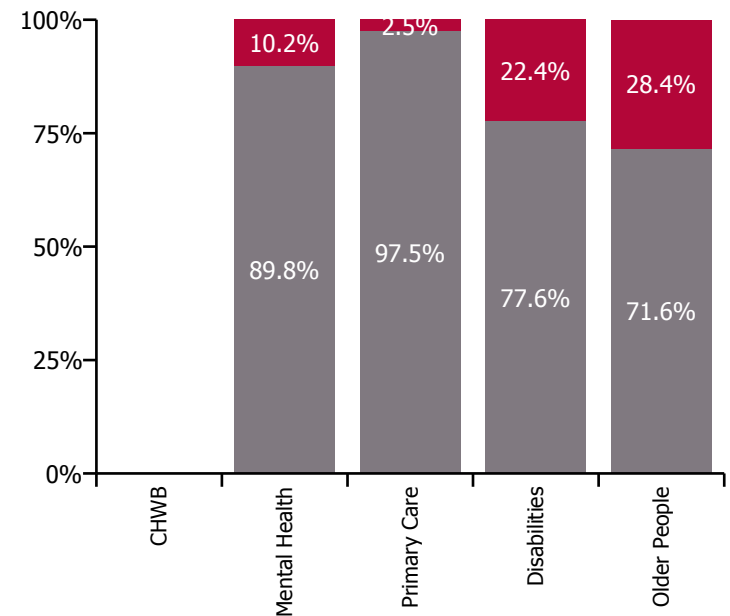
% of total lost hours



% of Covid-19 lost hours

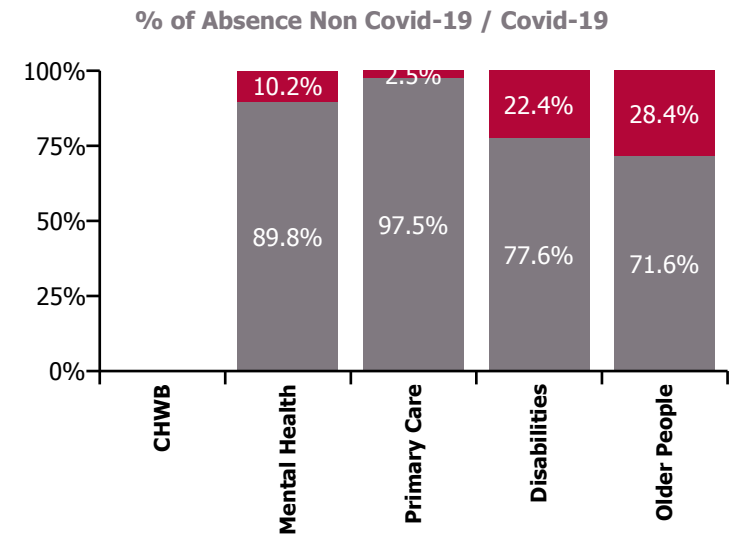
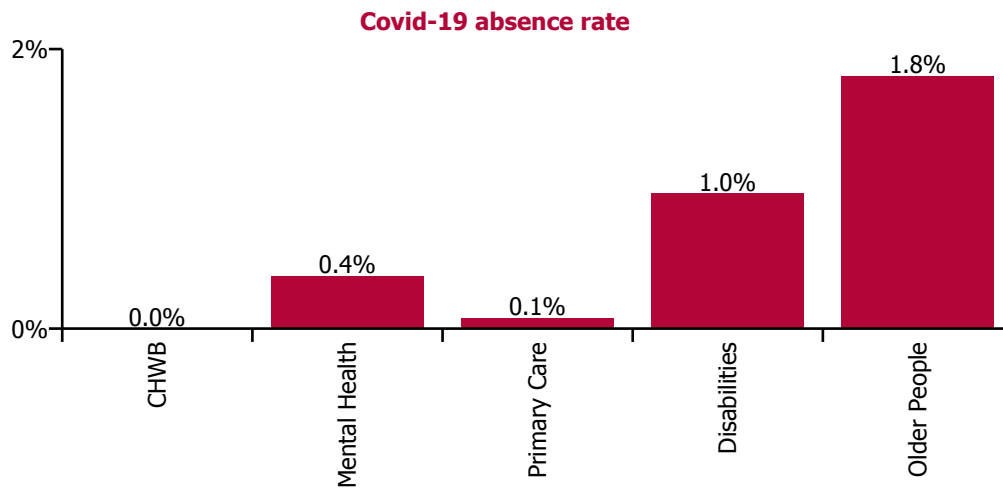


% of Absence Non Covid-19 / Covid-19



## May 2021

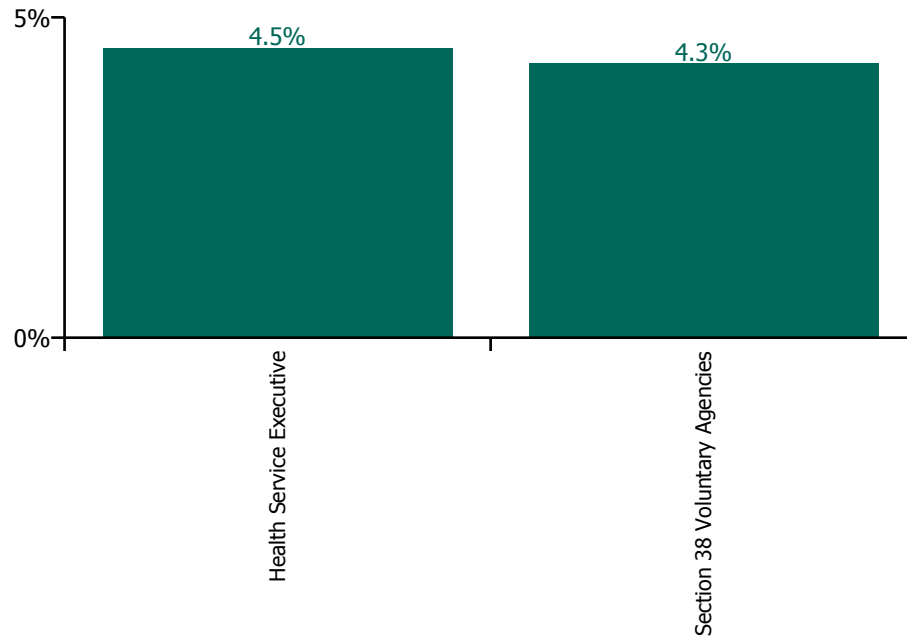
| Health Service Covid-19 Absence Rate - by Staff Category & Care Group: May 2021 | Medical & Dental | Nursing & Midwifery | Health & Social Care Professionals | Management & Administrative | General Support | Patient & Client Care | Covid-19 absence | Non Covid-19 absence | Total absence rate |
|---|------------------|---------------------|------------------------------------|-----------------------------|-----------------|-----------------------|------------------|----------------------|--------------------|
| <b>CHO 6</b>  | <b>0.2%</b>      | <b>1.3%</b>         | <b>0.6%</b>                        | <b>2.3%</b>                 | <b>0.2%</b>     | <b>1.2%</b>           | <b>0.8%</b>      | <b>3.6%</b>          | <b>4.4%</b>        |
| Community Health & Wellbeing  |                  |                     |                                    | 0.0%                        |                 | 0.0%                  | 0.0%             | 0.0%                 | 0.0%               |
| Mental Health   | 0.0%             | 0.6%                | 0.6%                               | 3.5%                        | 0.0%            | 0.0%                  | 0.4%             | 3.3%                 | 3.7%               |
| Primary Care  | 0.3%             | 0.1%                | 0.0%                               | 1.9%                        | 0.0%            | 0.0%                  | 0.1%             | 3.1%                 | 3.2%               |
| Disabilities  | 0.0%             | 1.6%                | 0.9%                               | 1.0%                        | 0.0%            | 1.1%                  | 1.0%             | 3.4%                 | 4.3%               |
| Older People  | 0.0%             | 2.6%                | 0.0%                               | 6.1%                        | 0.3%            | 2.3%                  | 1.8%             | 4.6%                 | 6.4%               |



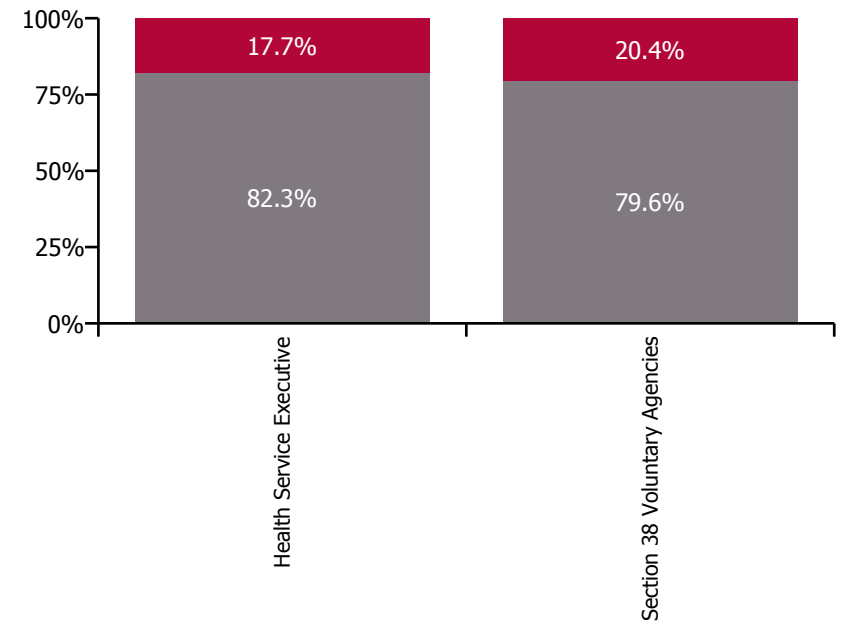
## May 2021

| Health Service Absence Rate - by Care Group: May 2021 | Medical & Dental | Nursing & Midwifery | Health & Social Care Professionals | Management & Administrative | General Support | Patient & Client Care | Certified absence | Self-certified absence | Non Covid-19 absence | Covid-19 absence | Total absence rate |
|---|------------------|---------------------|------------------------------------|-----------------------------|-----------------|-----------------------|-------------------|------------------------|----------------------|------------------|--------------------|
| <b>CHO 6</b>  | <b>1.6%</b>      | <b>5.0%</b>         | <b>3.7%</b>                        | <b>2.3%</b>                 | <b>4.9%</b>     | <b>5.9%</b>           | <b>3.2%</b>       | <b>0.3%</b>            | <b>3.6%</b>          | <b>0.8%</b>      | <b>4.4%</b>        |
| <b>Health Service Executive</b>                       | <b>2.3%</b>      | <b>4.6%</b>         | <b>3.1%</b>                        | <b>2.6%</b>                 | <b>5.1%</b>     | <b>7.2%</b>           | <b>3.4%</b>       | <b>0.3%</b>            | <b>3.7%</b>          | <b>0.8%</b>      | <b>4.5%</b>        |
| Community Health & Wellbeing                          |                  |                     |                                    | 0.0%                        |                 | 0.0%                  | 0.0%              | 0.0%                   | 0.0%                 | 0.0%             | 0.0%               |
| Mental Health   | 0.9%             | 3.6%                | 3.8%                               | 3.0%                        | 10.3%           | 3.5%                  | 3.2%              | 0.4%                   | 3.6%                 | 0.4%             | 4.0%               |
| Primary Care  | 3.1%             | 5.0%                | 2.9%                               | 2.0%                        | 0.9%            | 4.0%                  | 3.1%              | 0.2%                   | 3.4%                 | 0.0%             | 3.4%               |
| Disabilities  | 1.0%             | 5.1%                | 3.6%                               | 1.5%                        | 0.0%            | 8.8%                  | 3.5%              | 0.5%                   | 4.0%                 | 1.9%             | 5.9%               |
| Older People  | 0.0%             | 5.4%                | 1.4%                               | 9.0%                        | 2.0%            | 10.3%                 | 4.3%              | 0.4%                   | 4.6%                 | 2.3%             | 7.0%               |
| <b>Section 38 Voluntary Agencies</b>                  | <b>0.4%</b>      | <b>5.7%</b>         | <b>4.0%</b>                        | <b>1.9%</b>                 | <b>4.8%</b>     | <b>4.9%</b>           | <b>3.1%</b>       | <b>0.3%</b>            | <b>3.4%</b>          | <b>0.9%</b>      | <b>4.3%</b>        |

Total absence rate



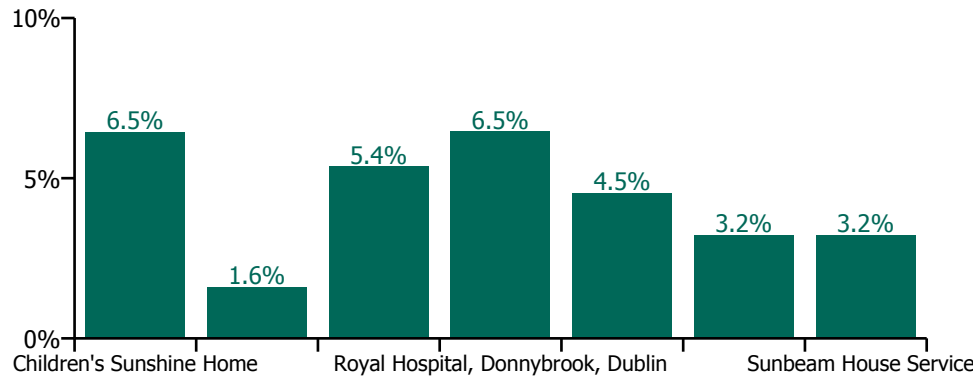
Non Covid-19 & Covid-19 Absence



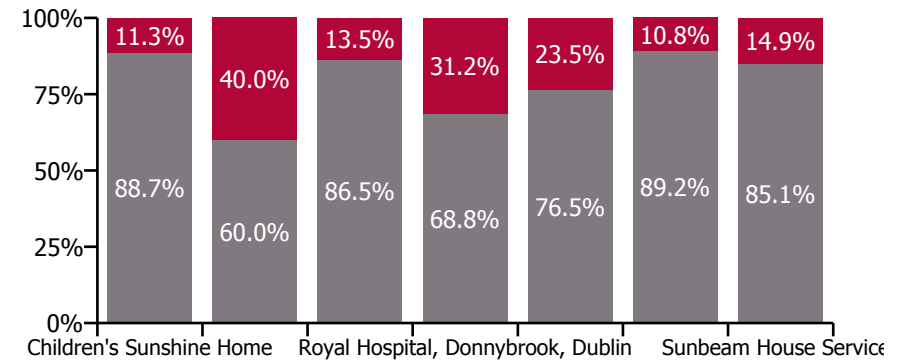
## May 2021

| Health Service Absence Rate - by Care Group: May 2021 | Medical & Dental | Nursing & Midwifery | Health & Social Care Professionals | Management & Administrative | General Support | Patient & Client Care | Certified absence | Self-certified absence | Non Covid-19 absence | Covid-19 absence | Total absence rate |
|---|------------------|---------------------|------------------------------------|-----------------------------|-----------------|-----------------------|-------------------|------------------------|----------------------|------------------|--------------------|
| <b>CHO 6</b>  | <b>0.4%</b>      | <b>5.7%</b>         | <b>4.0%</b>                        | <b>1.9%</b>                 | <b>4.8%</b>     | <b>4.9%</b>           | <b>3.1%</b>       | <b>0.3%</b>            | <b>3.4%</b>          | <b>0.9%</b>      | <b>4.3%</b>        |
| <b>Section 38 Voluntary Agencies</b>                  | <b>0.4%</b>      | <b>5.7%</b>         | <b>4.0%</b>                        | <b>1.9%</b>                 | <b>4.8%</b>     | <b>4.9%</b>           | <b>3.1%</b>       | <b>0.3%</b>            | <b>3.4%</b>          | <b>0.9%</b>      | <b>4.3%</b>        |
| Children's Sunshine Home                              |                  | 8.2%                | 0.0%                               | 2.9%                        | 0.0%            | 6.9%                  | 4.8%              | 0.9%                   | 5.7%                 | 0.7%             | 6.5%               |
| Dublin Dental Hospital                                | 2.1%             | 10.9%               | 0.0%                               | 1.0%                        | 2.2%            | 0.0%                  | 1.0%              | 0.0%                   | 1.0%                 | 0.6%             | 1.6%               |
| Leopardstown Park Hospital                            |                  | 3.9%                | 0.0%                               | 3.9%                        | 3.1%            | 8.4%                  | 4.4%              | 0.3%                   | 4.6%                 | 0.7%             | 5.4%               |
| Royal Hospital, Donnybrook, Dublin                    | 0.0%             | 6.4%                | 9.9%                               | 4.3%                        | 8.4%            | 4.9%                  | 4.0%              | 0.4%                   | 4.4%                 | 2.0%             | 6.5%               |
| St. John of God (IDS)                                 | 0.0%             | 6.4%                | 4.9%                               | 0.1%                        | 6.6%            | 4.9%                  | 3.2%              | 0.3%                   | 3.5%                 | 1.1%             | 4.5%               |
| St. John of God (MHS)                                 | 0.0%             | 6.2%                | 2.7%                               | 3.8%                        | 5.3%            | 0.0%                  | 2.8%              | 0.1%                   | 2.9%                 | 0.3%             | 3.2%               |
| Sunbeam House Services                                |                  | 2.6%                | 3.2%                               | 1.6%                        | 0.5%            | 4.0%                  | 2.3%              | 0.5%                   | 2.8%                 | 0.5%             | 3.2%               |

**Total absence rate**



**Non Covid-19 & Covid-19 Absence**



## CHO 6 by Staff Category

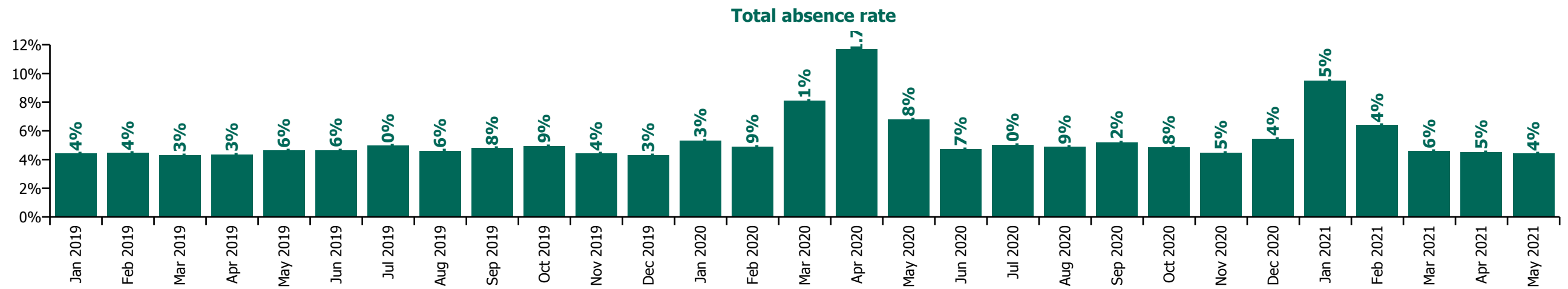
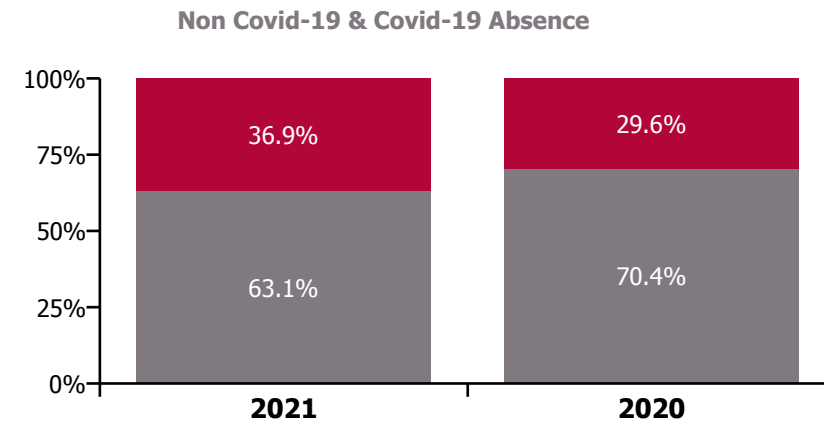
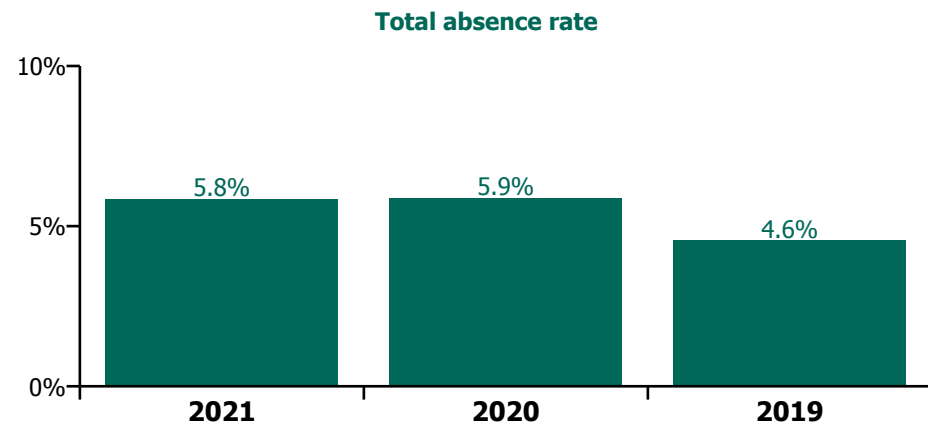
| Year/ month | Medical & Dental | Nursing & Midwifery | Health & Social Care Professionals | Management & Administrative | General Support | Patient & Client Care | Certified absence | Self-certified absence | Non Covid-19 absence | Covid-19 absence | Total absence rate |
|-------------|------------------|---------------------|------------------------------------|-----------------------------|-----------------|-----------------------|-------------------|------------------------|----------------------|------------------|--------------------|
| <b>2021</b> | <b>1.7%</b>      | <b>6.6%</b>         | <b>5.2%</b>                        | <b>3.1%</b>                 | <b>7.4%</b>     | <b>7.5%</b>           | <b>3.3%</b>       | <b>0.4%</b>            | <b>3.7%</b>          | <b>2.2%</b>      | <b>5.8%</b>        |
| May 2021    | 1.6%             | 5.0%                | 3.7%                               | 2.3%                        | 4.9%            | 5.9%                  | 3.2%              | 0.3%                   | 3.6%                 | 0.8%             | 4.4%               |
| Apr 2021    | 1.6%             | 5.0%                | 4.1%                               | 2.6%                        | 4.5%            | 6.0%                  | 3.1%              | 0.5%                   | 3.6%                 | 0.9%             | 4.5%               |
| Mar 2021    | 1.2%             | 4.9%                | 4.4%                               | 3.1%                        | 5.9%            | 5.5%                  | 2.9%              | 0.5%                   | 3.4%                 | 1.2%             | 4.6%               |
| Feb 2021    | 1.6%             | 6.8%                | 5.5%                               | 3.4%                        | 7.8%            | 8.9%                  | 3.3%              | 0.4%                   | 3.7%                 | 2.7%             | 6.4%               |
| Jan 2021    | 2.4%             | 11.3%               | 8.2%                               | 4.4%                        | 13.9%           | 11.6%                 | 4.0%              | 0.2%                   | 4.3%                 | 5.2%             | 9.5%               |
| <b>2020</b> | <b>3.0%</b>      | <b>7.0%</b>         | <b>4.7%</b>                        | <b>4.2%</b>                 | <b>7.8%</b>     | <b>6.6%</b>           | <b>3.7%</b>       | <b>0.4%</b>            | <b>4.1%</b>          | <b>1.7%</b>      | <b>5.9%</b>        |
| Dec 2020    | 2.6%             | 6.2%                | 3.6%                               | 3.8%                        | 9.0%            | 6.6%                  | 3.7%              | 0.3%                   | 4.0%                 | 1.4%             | 5.4%               |
| Nov 2020    | 2.1%             | 5.0%                | 3.3%                               | 4.3%                        | 6.3%            | 5.0%                  | 3.3%              | 0.3%                   | 3.6%                 | 0.9%             | 4.5%               |
| Oct 2020    | 1.9%             | 6.5%                | 2.8%                               | 3.7%                        | 6.5%            | 5.5%                  | 3.2%              | 0.3%                   | 3.5%                 | 1.3%             | 4.8%               |
| Sep 2020    | 1.7%             | 6.8%                | 3.5%                               | 3.3%                        | 9.2%            | 5.7%                  | 3.4%              | 0.3%                   | 3.7%                 | 1.5%             | 5.2%               |
| Aug 2020    | 0.6%             | 5.2%                | 3.6%                               | 3.3%                        | 8.4%            | 6.4%                  | 3.5%              | 0.3%                   | 3.8%                 | 1.1%             | 4.9%               |
| Jul 2020    | 2.2%             | 6.1%                | 3.5%                               | 3.0%                        | 7.5%            | 6.2%                  | 3.7%              | 0.3%                   | 4.0%                 | 1.0%             | 5.0%               |
| Jun 2020    | 3.0%             | 5.0%                | 3.8%                               | 3.3%                        | 7.1%            | 5.6%                  | 3.2%              | 0.3%                   | 3.5%                 | 1.2%             | 4.7%               |
| May 2020    | 1.4%             | 8.2%                | 5.9%                               | 4.4%                        | 9.8%            | 6.9%                  | 3.7%              | 0.2%                   | 3.9%                 | 2.9%             | 6.8%               |
| Apr 2020    | 6.3%             | 15.0%               | 10.3%                              | 6.3%                        | 11.3%           | 12.4%                 | 3.5%              | 1.4%                   | 4.9%                 | 6.8%             | 11.7%              |
| Mar 2020    | 7.8%             | 9.6%                | 7.7%                               | 6.9%                        | 7.4%            | 7.7%                  | 4.4%              | 0.6%                   | 5.0%                 | 3.1%             | 8.1%               |
| Feb 2020    | 3.4%             | 4.9%                | 4.0%                               | 4.9%                        | 5.5%            | 5.8%                  | 4.3%              | 0.6%                   | 4.9%                 |                  | 4.9%               |
| Jan 2020    | 4.5%             | 5.4%                | 5.0%                               | 4.9%                        | 5.9%            | 5.6%                  | 4.8%              | 0.5%                   | 5.3%                 |                  | 5.3%               |
| <b>2019</b> | <b>3.1%</b>      | <b>4.2%</b>         | <b>4.0%</b>                        | <b>3.8%</b>                 | <b>6.0%</b>     | <b>5.4%</b>           | <b>4.0%</b>       | <b>0.6%</b>            | <b>4.6%</b>          |                  | <b>4.6%</b>        |
| Dec 2019    | 1.7%             | 4.6%                | 3.2%                               | 3.8%                        | 5.3%            | 5.1%                  | 3.6%              | 0.7%                   | 4.3%                 |                  | 4.3%               |
| Nov 2019    | 4.5%             | 4.5%                | 3.0%                               | 3.5%                        | 5.4%            | 5.6%                  | 3.7%              | 0.7%                   | 4.4%                 |                  | 4.4%               |
| Oct 2019    | 4.1%             | 3.9%                | 4.3%                               | 3.5%                        | 7.9%            | 6.1%                  | 4.3%              | 0.6%                   | 4.9%                 |                  | 4.9%               |
| Sep 2019    | 2.1%             | 3.8%                | 3.8%                               | 2.9%                        | 7.4%            | 6.6%                  | 4.4%              | 0.4%                   | 4.8%                 |                  | 4.8%               |
| Aug 2019    | 3.8%             | 3.5%                | 5.5%                               | 4.3%                        | 5.8%            | 4.9%                  | 4.3%              | 0.3%                   | 4.6%                 |                  | 4.6%               |
| Jul 2019    | 2.3%             | 4.6%                | 4.3%                               | 3.4%                        | 6.9%            | 6.2%                  | 4.6%              | 0.4%                   | 5.0%                 |                  | 5.0%               |
| Jun 2019    | 3.4%             | 4.1%                | 4.3%                               | 3.2%                        | 6.2%            | 6.0%                  | 4.0%              | 0.6%                   | 4.6%                 |                  | 4.6%               |
| May 2019    | 3.3%             | 3.7%                | 4.8%                               | 4.5%                        | 5.8%            | 5.3%                  | 4.1%              | 0.6%                   | 4.6%                 |                  | 4.6%               |
| Apr 2019    | 4.5%             | 3.6%                | 4.4%                               | 3.8%                        | 5.6%            | 5.0%                  | 3.8%              | 0.6%                   | 4.3%                 |                  | 4.3%               |
| Mar 2019    | 3.0%             | 4.5%                | 2.9%                               | 3.9%                        | 5.7%            | 5.5%                  | 3.8%              | 0.5%                   | 4.3%                 |                  | 4.3%               |
| Feb 2019    | 2.7%             | 4.8%                | 4.1%                               | 4.4%                        | 6.4%            | 4.1%                  | 3.9%              | 0.5%                   | 4.4%                 |                  | 4.4%               |

|          |      |      |      |      |      |      |      |      |      |  |      |
|----------|------|------|------|------|------|------|------|------|------|--|------|
| Jan 2019 | 1.6% | 5.1% | 3.9% | 4.2% | 4.5% | 4.7% | 3.4% | 1.0% | 4.4% |  | 4.4% |
| 2018     | 3.1% | 5.1% | 3.7% | 3.8% | 4.8% | 5.1% | 4.0% | 0.5% | 4.5% |  | 4.5% |

CHO 6 by Care Group

| Year/ month | CHWB | Mental Health | Primary Care | Disabilities | Older People | Health Service Executive | Mental Health | Primary Care | Disabilities | Older People | Section 38 Voluntary Agencies | Certified absence | Self-certified absence | Non Covid-19 absence | Covid-19 absence | Total absence rate |
|-------------|------|---------------|--------------|--------------|--------------|--------------------------|---------------|--------------|--------------|--------------|-------------------------------|-------------------|------------------------|----------------------|------------------|--------------------|
| 2021        | 3.9% | 5.9%          | 4.1%         | 6.1%         | 8.0%         | 5.5%                     | 3.8%          | 1.7%         | 5.7%         | 9.2%         | 6.1%                          | 3.3%              | 0.4%                   | 3.7%                 | 2.2%             | 5.8%               |
| May 2021    |      | 4.0%          | 3.4%         | 5.9%         | 7.0%         | 4.5%                     | 3.2%          | 1.6%         | 4.0%         | 6.0%         | 4.3%                          | 3.2%              | 0.3%                   | 3.6%                 | 0.8%             | 4.4%               |
| Apr 2021    |      | 3.7%          | 3.3%         | 6.4%         | 7.4%         | 4.6%                     | 2.9%          | 1.6%         | 4.6%         | 5.4%         | 4.5%                          | 3.1%              | 0.5%                   | 3.6%                 | 0.9%             | 4.5%               |
| Mar 2021    | 6.4% | 3.9%          | 3.1%         | 5.6%         | 7.0%         | 4.3%                     | 3.5%          | 1.6%         | 4.2%         | 7.3%         | 4.8%                          | 2.9%              | 0.5%                   | 3.4%                 | 1.2%             | 4.6%               |
| Feb 2021    | 6.4% | 5.1%          | 4.2%         | 5.8%         | 9.1%         | 5.5%                     | 3.7%          | 1.8%         | 6.3%         | 12.1%        | 7.2%                          | 3.3%              | 0.4%                   | 3.7%                 | 2.7%             | 6.4%               |
| Jan 2021    | 5.9% | 12.8%         | 6.8%         | 6.7%         | 9.8%         | 8.8%                     | 5.7%          | 1.8%         | 9.5%         | 15.4%        | 10.2%                         | 4.0%              | 0.2%                   | 4.3%                 | 5.2%             | 9.5%               |
| 2020        | 6.0% | 5.3%          | 5.7%         | 7.1%         | 10.7%        | 6.8%                     | 4.3%          | 3.7%         | 4.4%         | 7.4%         | 5.1%                          | 3.7%              | 0.4%                   | 4.1%                 | 1.7%             | 5.9%               |
| Dec 2020    | 7.9% | 7.4%          | 4.0%         | 6.8%         | 9.4%         | 6.3%                     | 4.5%          | 2.3%         | 3.0%         | 8.9%         | 4.7%                          | 3.7%              | 0.3%                   | 4.0%                 | 1.4%             | 5.4%               |
| Nov 2020    | 5.4% | 4.7%          | 4.0%         | 6.5%         | 6.6%         | 5.0%                     | 3.9%          | 2.7%         | 2.8%         | 6.9%         | 4.0%                          | 3.3%              | 0.3%                   | 3.6%                 | 0.9%             | 4.5%               |
| Oct 2020    | 5.8% | 4.5%          | 5.0%         | 7.2%         | 8.4%         | 5.8%                     | 2.7%          | 2.7%         | 2.9%         | 6.9%         | 3.9%                          | 3.2%              | 0.3%                   | 3.5%                 | 1.3%             | 4.8%               |
| Sep 2020    | 6.4% | 5.6%          | 4.9%         | 7.3%         | 8.2%         | 6.0%                     | 2.3%          | 2.8%         | 3.4%         | 7.9%         | 4.4%                          | 3.4%              | 0.3%                   | 3.7%                 | 1.5%             | 5.2%               |
| Aug 2020    | 8.8% | 4.4%          | 4.4%         | 7.5%         | 8.2%         | 5.7%                     | 1.9%          | 3.2%         | 3.2%         | 7.5%         | 4.2%                          | 3.5%              | 0.3%                   | 3.8%                 | 1.1%             | 4.9%               |
| Jul 2020    | 6.4% | 3.8%          | 4.9%         | 7.4%         | 9.6%         | 6.0%                     | 2.1%          | 3.0%         | 3.7%         | 6.3%         | 4.1%                          | 3.7%              | 0.3%                   | 4.0%                 | 1.0%             | 5.0%               |
| Jun 2020    |      | 4.2%          | 3.9%         |              | 9.4%         | 5.4%                     | 2.1%          | 3.0%         | 3.7%         | 7.0%         | 4.3%                          | 3.2%              | 0.3%                   | 3.5%                 | 1.2%             | 4.7%               |
| May 2020    | 1.0% | 4.7%          | 6.1%         |              | 14.3%        | 7.9%                     | 3.7%          | 3.3%         | 5.4%         | 9.3%         | 6.1%                          | 3.7%              | 0.2%                   | 3.9%                 | 2.9%             | 6.8%               |
| Apr 2020    |      | 7.4%          | 9.1%         |              | 24.3%        | 12.9%                    | 13.0%         | 3.9%         | 10.9%        | 10.5%        | 10.8%                         | 3.5%              | 1.4%                   | 4.9%                 | 6.8%             | 11.7%              |
| Mar 2020    |      | 7.1%          | 11.8%        |              | 12.7%        | 10.7%                    | 5.5%          | 8.3%         | 6.0%         | 7.4%         | 6.4%                          | 4.4%              | 0.6%                   | 5.0%                 | 3.1%             | 8.1%               |
| Feb 2020    |      | 4.3%          | 6.2%         |              | 8.0%         | 6.1%                     | 4.5%          | 3.6%         | 3.7%         | 5.3%         | 4.2%                          | 4.3%              | 0.6%                   | 4.9%                 |                  | 4.9%               |
| Jan 2020    |      | 5.6%          | 7.2%         |              | 6.9%         | 6.6%                     | 5.1%          | 5.0%         | 4.0%         | 5.1%         | 4.5%                          | 4.8%              | 0.5%                   | 5.3%                 |                  | 5.3%               |
| 2019        |      | 4.7%          | 4.8%         |              | 6.4%         | 5.3%                     | 3.5%          | 9.0%         | 4.0%         | 4.3%         | 4.2%                          | 4.0%              | 0.6%                   | 4.6%                 |                  | 4.6%               |
| Dec 2019    |      | 5.5%          |              |              | 5.8%         | 5.7%                     | 4.4%          | 6.0%         | 3.0%         | 5.4%         | 3.9%                          | 3.6%              | 0.7%                   | 4.3%                 |                  | 4.3%               |
| Nov 2019    |      | 4.4%          | 6.5%         |              | 7.1%         | 6.3%                     | 3.3%          | 5.5%         | 3.4%         | 4.4%         | 3.7%                          | 3.7%              | 0.7%                   | 4.4%                 |                  | 4.4%               |
| Oct 2019    |      | 3.2%          | 6.5%         |              | 4.7%         | 4.9%                     | 3.5%          | 6.5%         | 5.0%         | 5.2%         | 4.9%                          | 4.3%              | 0.6%                   | 4.9%                 |                  | 4.9%               |
| Sep 2019    |      | 3.2%          | 3.6%         |              | 8.4%         | 5.8%                     | 2.9%          | 6.5%         | 4.2%         | 5.3%         | 4.5%                          | 4.4%              | 0.4%                   | 4.8%                 |                  | 4.8%               |
| Aug 2019    |      | 4.2%          | 5.3%         |              | 4.0%         | 4.6%                     | 4.0%          | 6.5%         | 5.0%         | 3.7%         | 4.6%                          | 4.3%              | 0.3%                   | 4.6%                 |                  | 4.6%               |
| Jul 2019    |      | 5.2%          | 4.6%         |              | 8.4%         | 6.1%                     | 3.7%          | 26.4%        | 4.2%         | 4.3%         | 4.4%                          | 4.6%              | 0.4%                   | 5.0%                 |                  | 5.0%               |
| Jun 2019    |      | 5.0%          | 3.7%         |              | 9.0%         | 5.3%                     | 4.8%          | 20.2%        | 4.3%         | 3.3%         | 4.3%                          | 4.0%              | 0.6%                   | 4.6%                 |                  | 4.6%               |
| May 2019    |      | 4.8%          | 4.5%         |              | 4.9%         | 4.7%                     | 4.9%          | 20.2%        | 4.3%         | 4.1%         | 4.6%                          | 4.1%              | 0.6%                   | 4.6%                 |                  | 4.6%               |
| Apr 2019    |      | 4.4%          | 4.1%         |              | 4.9%         | 4.4%                     | 2.0%          | 30.8%        | 4.4%         | 3.5%         | 4.3%                          | 3.8%              | 0.6%                   | 4.3%                 |                  | 4.3%               |
| Mar 2019    |      | 5.3%          | 4.7%         |              | 8.2%         | 5.7%                     | 1.4%          | 20.2%        | 3.4%         | 3.9%         | 3.5%                          | 3.8%              | 0.5%                   | 4.3%                 |                  | 4.3%               |
| Feb 2019    |      | 5.0%          | 4.7%         |              | 5.3%         | 5.0%                     | 5.2%          | 27.4%        | 3.5%         | 3.9%         | 4.1%                          | 3.9%              | 0.5%                   | 4.4%                 |                  | 4.4%               |
| Jan 2019    |      | 5.5%          | 5.1%         |              | 6.3%         | 5.5%                     | 2.6%          | 3.2%         | 3.8%         | 4.2%         | 3.7%                          | 3.4%              | 1.0%                   | 4.4%                 |                  | 4.4%               |





CHO 6 Section 38's

| Year/ month | Children's<br>Sunshine Home | Dublin Dental<br>Hospital | Leopardstown<br>Park Hospital | Royal Hospital,<br>Donnybrook,<br>Dublin | St. John of God<br>(IDS) | St. John of God<br>(MHS) | Sunbeam House<br>Services | Section 38<br>Voluntary<br>Agencies | Certified<br>absence | Self-<br>certified<br>absence | Non<br>Covid-19<br>absence | Covid-19<br>absence | Total<br>absence<br>rate |
|-------------|-----------------------------|---------------------------|-------------------------------|--|--------------------------|--------------------------|---------------------------|-------------------------------------|----------------------|-------------------------------|----------------------------|---------------------|--------------------------|
| 2021        | 7.2%                        | 1.7%                      | 7.9%                          | 10.3%                                    | 5.4%                     | 3.8%                     | 5.7%                      | 6.1%                                | 3.3%                 | 0.4%                          | 3.7%                       | 2.4%                | 6.1%                     |
| May 2021    | 6.5%                        | 1.6%                      | 5.4%                          | 6.5%                                     | 4.5%                     | 3.2%                     | 3.2%                      | 4.3%                                | 3.1%                 | 0.3%                          | 3.4%                       | 0.9%                | 4.3%                     |
| Apr 2021    | 6.8%                        | 1.6%                      | 4.9%                          | 5.8%                                     | 5.7%                     | 2.9%                     | 3.5%                      | 4.5%                                | 2.9%                 | 0.6%                          | 3.5%                       | 0.9%                | 4.5%                     |
| Mar 2021    | 7.3%                        | 1.6%                      | 5.3%                          | 8.9%                                     | 4.2%                     | 3.5%                     | 4.0%                      | 4.8%                                | 3.0%                 | 0.6%                          | 3.5%                       | 1.3%                | 4.8%                     |
| Feb 2021    | 6.7%                        | 1.8%                      | 9.2%                          | 14.6%                                    | 4.7%                     | 3.7%                     | 7.8%                      | 7.2%                                | 3.3%                 | 0.4%                          | 3.7%                       | 3.4%                | 7.2%                     |
| Jan 2021    | 8.5%                        | 1.8%                      | 14.8%                         | 15.9%                                    | 8.4%                     | 5.7%                     | 10.4%                     | 10.2%                               | 4.3%                 | 0.2%                          | 4.5%                       | 5.7%                | 10.2%                    |
| 2020        | 4.7%                        | 3.7%                      | 7.1%                          | 7.6%                                     | 4.7%                     | 4.3%                     | 4.0%                      | 5.1%                                | 3.0%                 | 0.5%                          | 3.5%                       | 1.6%                | 5.1%                     |
| Dec 2020    | 5.5%                        | 2.3%                      | 10.3%                         | 7.9%                                     | 2.7%                     | 4.5%                     | 3.0%                      | 4.7%                                | 3.4%                 | 0.3%                          | 3.7%                       | 1.0%                | 4.7%                     |
| Nov 2020    | 6.3%                        | 2.7%                      | 5.9%                          | 7.7%                                     | 3.2%                     | 3.9%                     | 2.0%                      | 4.0%                                | 3.1%                 | 0.3%                          | 3.4%                       | 0.6%                | 4.0%                     |
| Oct 2020    | 6.6%                        | 2.7%                      | 5.2%                          | 8.2%                                     | 3.1%                     | 2.7%                     | 2.3%                      | 3.9%                                | 2.6%                 | 0.3%                          | 2.9%                       | 1.0%                | 3.9%                     |
| Sep 2020    | 5.8%                        | 2.8%                      | 7.4%                          | 8.4%                                     | 4.0%                     | 2.3%                     | 2.5%                      | 4.4%                                | 2.6%                 | 0.3%                          | 2.9%                       | 1.5%                | 4.4%                     |
| Aug 2020    | 4.5%                        | 3.2%                      | 7.7%                          | 7.3%                                     | 3.2%                     | 1.9%                     | 3.2%                      | 4.2%                                | 2.9%                 | 0.3%                          | 3.1%                       | 1.1%                | 4.2%                     |
| Jul 2020    | 6.0%                        | 3.0%                      | 5.9%                          | 6.7%                                     | 4.1%                     | 2.1%                     | 3.0%                      | 4.1%                                | 2.9%                 | 0.3%                          | 3.2%                       | 0.9%                | 4.1%                     |
| Jun 2020    | 3.0%                        | 3.0%                      | 5.2%                          | 8.3%                                     | 4.6%                     | 2.1%                     | 2.9%                      | 4.3%                                | 2.8%                 | 0.3%                          | 3.1%                       | 1.2%                | 4.3%                     |
| May 2020    | 4.0%                        | 3.3%                      | 8.3%                          | 10.1%                                    | 5.6%                     | 3.7%                     | 5.5%                      | 6.1%                                | 2.9%                 | 0.2%                          | 3.1%                       | 3.0%                | 6.1%                     |
| Apr 2020    | 6.0%                        | 3.9%                      | 10.1%                         | 10.9%                                    | 14.0%                    | 13.0%                    | 9.0%                      | 10.8%                               | 2.3%                 | 2.1%                          | 4.5%                       | 6.3%                | 10.8%                    |
| Mar 2020    | 5.9%                        | 8.3%                      | 9.5%                          | 5.8%                                     | 4.5%                     | 5.5%                     | 7.4%                      | 6.4%                                | 3.0%                 | 0.6%                          | 3.6%                       | 2.9%                | 6.4%                     |
| Feb 2020    | 1.5%                        | 3.6%                      | 4.5%                          | 6.0%                                     | 4.0%                     | 4.5%                     | 3.7%                      | 4.2%                                | 3.7%                 | 0.5%                          | 4.2%                       |                     | 4.2%                     |
| Jan 2020    | 1.2%                        | 5.0%                      | 5.6%                          | 4.7%                                     | 4.4%                     | 5.1%                     | 4.1%                      | 4.5%                                | 4.0%                 | 0.5%                          | 4.5%                       |                     | 4.5%                     |
| 2019        | 3.3%                        | 9.0%                      | 4.3%                          | 4.3%                                     | 4.1%                     | 3.5%                     | 4.1%                      | 4.2%                                | 3.6%                 | 0.6%                          | 4.2%                       |                     | 4.2%                     |
| Dec 2019    | 4.8%                        | 6.0%                      | 5.0%                          | 5.7%                                     | 2.7%                     | 4.4%                     | 2.9%                      | 3.9%                                | 3.3%                 | 0.6%                          | 3.9%                       |                     | 3.9%                     |
| Nov 2019    | 1.5%                        | 5.5%                      | 3.7%                          | 5.0%                                     | 3.4%                     | 3.3%                     | 3.8%                      | 3.7%                                | 3.1%                 | 0.6%                          | 3.7%                       |                     | 3.7%                     |
| Oct 2019    | 4.4%                        | 6.5%                      | 4.2%                          | 6.0%                                     | 6.3%                     | 3.5%                     | 4.0%                      | 4.9%                                | 4.4%                 | 0.6%                          | 4.9%                       |                     | 4.9%                     |
| Sep 2019    | 0.9%                        | 6.5%                      | 5.2%                          | 5.4%                                     | 4.7%                     | 2.9%                     | 4.2%                      | 4.5%                                | 4.1%                 | 0.4%                          | 4.5%                       |                     | 4.5%                     |
| Aug 2019    | 2.8%                        | 6.5%                      | 2.9%                          | 4.3%                                     | 6.7%                     | 4.0%                     | 4.1%                      | 4.6%                                | 4.2%                 | 0.4%                          | 4.6%                       |                     | 4.6%                     |
| Jul 2019    | 2.9%                        | 26.4%                     | 4.1%                          | 4.5%                                     | 4.4%                     | 3.7%                     | 4.2%                      | 4.4%                                | 4.1%                 | 0.3%                          | 4.4%                       |                     | 4.4%                     |
| Jun 2019    | 3.6%                        | 20.2%                     | 3.5%                          | 3.1%                                     | 3.7%                     | 4.8%                     | 4.9%                      | 4.3%                                | 3.9%                 | 0.4%                          | 4.3%                       |                     | 4.3%                     |
| May 2019    | 4.3%                        | 20.2%                     | 5.0%                          | 3.4%                                     | 3.6%                     | 4.9%                     | 4.9%                      | 4.6%                                | 4.0%                 | 0.5%                          | 4.6%                       |                     | 4.6%                     |
| Apr 2019    | 4.7%                        | 30.8%                     | 4.5%                          | 2.8%                                     | 3.4%                     | 2.0%                     | 5.2%                      | 4.3%                                | 3.7%                 | 0.6%                          | 4.3%                       |                     | 4.3%                     |
| Mar 2019    | 2.1%                        | 20.2%                     | 4.6%                          | 3.4%                                     | 3.2%                     | 1.4%                     | 3.8%                      | 3.5%                                | 2.9%                 | 0.6%                          | 3.5%                       |                     | 3.5%                     |
| Feb 2019    | 3.9%                        | 27.4%                     | 3.7%                          | 4.0%                                     | 3.5%                     | 5.2%                     | 3.3%                      | 4.1%                                | 3.5%                 | 0.6%                          | 4.1%                       |                     | 4.1%                     |
| Jan 2019    | 5.5%                        | 3.2%                      | 5.1%                          | 3.6%                                     | 3.7%                     | 2.6%                     | 3.6%                      | 3.7%                                | 2.6%                 | 1.1%                          | 3.7%                       |                     | 3.7%                     |

