

## CHO 6 Employment Report: January 2023

### Employment by Staff Group

| Jan 2023                                      | WTE Dec 2020 | WTE Dec 2021 | WTE Dec 2022 | WTE Jan 2023 | WTE change since Dec 22 | WTE change since Dec 21 | % change since Dec 21 | WTE change since Dec 20 | % change since Dec 20 | No. Jan 2023 |
|---|--------------|--------------|--------------|--------------|-------------------------|-------------------------|-----------------------|-------------------------|-----------------------|--------------|
| <b>Overall</b>                                | <b>3,465</b> | <b>3,561</b> | <b>3,620</b> | <b>3,628</b> | <b>+8</b>               | <b>+67</b>              | <b>1.9 %</b>          | <b>+163</b>             | <b>4.7 %</b>          | <b>4,194</b> |
| Consultants                                   | 51           | 52           | 58           | 60           | +2                      | +7                      | 13.8 %                | +8                      | 15.9 %                | 68           |
| Registrars                                    | 44           | 51           | 63           | 62           | -2                      | +11                     | 21.0 %                | +18                     | 40.4 %                | 69           |
| SHO/ Interns                                  | 20           | 19           | 16           | 15           | -1                      | -3                      | -17.7 %               | -4                      | -21.9 %               | 22           |
| Medical/ Dental, other                        | 45           | 45           | 49           | 50           | +1                      | +5                      | 10.8 %                | +5                      | 10.3 %                | 71           |
| <b>Medical &amp; Dental</b>                   | <b>160</b>   | <b>167</b>   | <b>186</b>   | <b>186</b>   | <b>-0</b>               | <b>+19</b>              | <b>11.7 %</b>         | <b>+26</b>              | <b>16.4 %</b>         | <b>230</b>   |
| Nurse/ Midwife Manager                        | 206          | 201          | 210          | 213          | +3                      | +12                     | 6.0 %                 | +7                      | 3.5 %                 | 225          |
| Nurse/ Midwife Specialist & AN/MP             | 24           | 28           | 37           | 38           | +2                      | +10                     | 36.3 %                | +14                     | 59.8 %                | 45           |
| Staff Nurse/ Staff Midwife                    | 554          | 549          | 556          | 563          | +8                      | +14                     | 2.6 %                 | +9                      | 1.6 %                 | 628          |
| Public Health Nurse                           | 112          | 110          | 99           | 97           | -2                      | -13                     | -11.8 %               | -15                     | -13.4 %               | 115          |
| Pre-registration Nurse/ Midwife Intern        |              |              |              | 0            | +0                      | +0                      | -1                    | +0                      | -100.0 %              | 1            |
| Post-registration Nurse/ Midwife Student      | 15           | 11           | 7            | 7            | -0                      | -4                      | -0                    | -8                      | -53.0 %               | 7            |
| Nursing/ Midwifery awaiting registration      | 1            | 1            |              |              |                         | -1                      | -1                    | -1                      | -100.0 %              |              |
| Nursing/ Midwifery Student                    | 16           | 12           | 7            | 7            | -0                      | -5                      | -40.5 %               | -9                      | -55.2 %               | 8            |
| Nursing/ Midwifery other                      | 3            | 4            | 5            | 5            | +0                      | +1                      | 30.8 %                | +2                      | 61.3 %                | 5            |
| <b>Nursing &amp; Midwifery</b>                | <b>915</b>   | <b>904</b>   | <b>913</b>   | <b>923</b>   | <b>+10</b>              | <b>+20</b>              | <b>2.2 %</b>          | <b>+9</b>               | <b>0.9 %</b>          | <b>1,026</b> |
| Therapy Professions                           | 238          | 235          | 252          | 253          | +1                      | +17                     | 7.4 %                 | +15                     | 6.4 %                 | 308          |
| Health Science/ Diagnostics                   | 20           | 18           | 17           | 18           | +1                      | +1                      | 3.0 %                 | -2                      | -8.2 %                | 22           |
| Social Care                                   | 392          | 426          | 413          | 403          | -10                     | -24                     | -5.5 %                | +11                     | 2.8 %                 | 463          |
| Social Workers                                | 54           | 60           | 71           | 71           | +0                      | +12                     | 19.4 %                | +17                     | 31.7 %                | 80           |
| Psychologists                                 | 66           | 66           | 68           | 66           | -1                      | +0                      | 0.1 %                 | +0                      | 0.0 %                 | 82           |
| Pharmacy                                      | 4            | 7            | 9            | 9            | +0                      | +2                      | 23.7 %                | +5                      | 128.7 %               | 11           |
| H&SC, Other                                   | 10           | 15           | 17           | 19           | +2                      | +4                      | 23.4 %                | +8                      | 81.7 %                | 21           |
| <b>Health &amp; Social Care Professionals</b> | <b>785</b>   | <b>828</b>   | <b>847</b>   | <b>840</b>   | <b>-7</b>               | <b>+11</b>              | <b>1.4 %</b>          | <b>+55</b>              | <b>7.0 %</b>          | <b>987</b>   |
| Management (VIII & above)                     | 69           | 82           | 95           | 87           | -8                      | +5                      | 6.2 %                 | +18                     | 25.6 %                | 93           |
| Administrative/ Supervisory (V to VII)        | 166          | 194          | 241          | 245          | +4                      | +52                     | 26.9 %                | +79                     | 47.7 %                | 270          |
| Clerical (III & IV)                           | 260          | 253          | 259          | 266          | +7                      | +13                     | 5.2 %                 | +6                      | 2.4 %                 | 311          |
| <b>Management &amp; Administrative</b>        | <b>496</b>   | <b>529</b>   | <b>596</b>   | <b>599</b>   | <b>+3</b>               | <b>+70</b>              | <b>13.3 %</b>         | <b>+103</b>             | <b>20.8 %</b>         | <b>674</b>   |
| Support                                       | 192          | 187          | 177          | 178          | +2                      | -8                      | -4.5 %                | -14                     | -7.2 %                | 216          |
| Maintenance/ Technical                        | 22           | 23           | 22           | 23           | +0                      | -0                      | -1.0 %                | +1                      | 3.5 %                 | 25           |
| <b>General Support</b>                        | <b>214</b>   | <b>210</b>   | <b>199</b>   | <b>201</b>   | <b>+2</b>               | <b>-9</b>               | <b>-4.1 %</b>         | <b>-13</b>              | <b>-6.1 %</b>         | <b>241</b>   |
| Health Care Assistants                        | 566          | 595          | 556          | 556          | -0                      | -39                     | -6.5 %                | -10                     | -1.7 %                | 626          |
| Care, other                                   | 330          | 329          | 324          | 323          | -1                      | -7                      | -2.0 %                | -8                      | -2.3 %                | 410          |
| <b>Patient &amp; Client Care</b>              | <b>896</b>   | <b>924</b>   | <b>880</b>   | <b>879</b>   | <b>-1</b>               | <b>-45</b>              | <b>-4.9 %</b>         | <b>-17</b>              | <b>-1.9 %</b>         | <b>1,036</b> |

## CHO 6 Employment Report: January 2023

### Community Health & Wellbeing

| Jan 2023                                      | WTE Dec 2020 | WTE Dec 2021 | WTE Dec 2022 | WTE Jan 2023 | WTE change since Dec 22 | WTE change since Dec 21 | % change since Dec 21 | WTE change since Dec 20 | % change since Dec 20 | No. Jan 2023 |
|---|--------------|--------------|--------------|--------------|-------------------------|-------------------------|-----------------------|-------------------------|-----------------------|--------------|
| <b>Total Community Health &amp; Wellbeing</b> | <b>8</b>     | <b>7</b>     | <b>17</b>    | <b>23</b>    | <b>+6</b>               | <b>16.39</b>            | <b>250.2 %</b>        | <b>+15</b>              | <b>196.4 %</b>        | <b>25</b>    |
| <i>Other Medical</i>                          |              |              | 1            | 1            | +0                      | 1.00                    | -100.0 %              | +1                      | -100.0 %              | 1            |
| Medical/ Dental, other                        |              |              | 1            | 1            | +0                      | 1.00                    | -100.0 %              | +1                      | -100.0 %              | 1            |
| <b>Medical &amp; Dental</b>                   |              |              | <b>1</b>     | <b>1</b>     | <b>+0</b>               | <b>1.00</b>             | <b>-100.0 %</b>       | <b>+1</b>               | <b>-100.0 %</b>       | <b>1</b>     |
| <i>Medical Science</i>                        |              |              |              | 1            | +1                      | 1.00                    | -100.0 %              | +1                      | -100.0 %              | 1            |
| Health Science/ Diagnostics                   |              |              |              | 1            | +1                      | 1.00                    | -100.0 %              | +1                      | -100.0 %              | 1            |
| <i>Other Health &amp; Social Care</i>         |              |              | 3            | 4            | +1                      | 3.80                    | -100.0 %              | +4                      | -100.0 %              | 4            |
| H&SC, Other                                   |              |              | 3            | 4            | +1                      | 3.80                    | -100.0 %              | +4                      | -100.0 %              | 4            |
| <b>Health &amp; Social Care Professionals</b> |              |              | <b>3</b>     | <b>5</b>     | <b>+2</b>               | <b>4.80</b>             | <b>-100.0 %</b>       | <b>+5</b>               | <b>-100.0 %</b>       | <b>5</b>     |
| Management (VIII & above)                     | 1            | 1            | 3            | 2            | -0                      | 1.50                    | 153.1 %               | +1                      | 148.0 %               | 3            |
| Administrative/ Supervisory (V to VII)        | 3            | 4            | 9            | 11           | +2                      | 7.49                    | 209.8 %               | +8                      | 216.9 %               | 12           |
| Clerical (III & IV)                           | 1            | 1            | 1            | 2            | +1                      | 1.00                    | 100.0 %               | +1                      | 156.4 %               | 2            |
| <b>Management &amp; Administrative</b>        | <b>5</b>     | <b>6</b>     | <b>13</b>    | <b>16</b>    | <b>+3</b>               | <b>9.99</b>             | <b>180.0 %</b>        | <b>+10</b>              | <b>194.9 %</b>        | <b>17</b>    |
| Care, other                                   | 2            | 1            | 1            | 2            | +1                      | 0.60                    | 60.0 %                | -1                      | -35.2 %               | 2            |
| <b>Patient &amp; Client Care</b>              | <b>2</b>     | <b>1</b>     | <b>1</b>     | <b>2</b>     | <b>+1</b>               | <b>0.60</b>             | <b>60.0 %</b>         | <b>-1</b>               | <b>-35.2 %</b>        | <b>2</b>     |

## Mental Health

| Jan 2023  | WTE Dec 2020 | WTE Dec 2021 | WTE Dec 2022 | WTE Jan 2023 | WTE change since Dec 22 | WTE change since Dec 21 | % change since Dec 21 | WTE change since Dec 20 | % change since Dec 20 | No. Jan 2023 |
|---|--------------|--------------|--------------|--------------|-------------------------|-------------------------|-----------------------|-------------------------|-----------------------|--------------|
| <b>Total Mental Health</b>                      | <b>626</b>   | <b>639</b>   | <b>650</b>   | <b>650</b>   | <b>+0</b>               | <b>10.57</b>            | <b>1.7 %</b>          | <b>+24</b>              | <b>3.8 %</b>          | <b>730</b>   |
| Consultants                                     | 40           | 41           | 45           | 47           | +2                      | 5.64                    | 13.7 %                | +7                      | 16.5 %                | 53           |
| Registrars                                      | 19           | 25           | 30           | 27           | -3                      | 2.27                    | 9.1 %                 | +8                      | 42.4 %                | 33           |
| SHO/ Interns                                    | 13           | 11           | 9            | 8            | -1                      | -2.77                   | -25.2 %               | -5                      | -36.7 %               | 9            |
| <b>Medical &amp; Dental</b>                     | <b>72</b>    | <b>77</b>    | <b>84</b>    | <b>82</b>    | <b>-2</b>               | <b>5.14</b>             | <b>6.7 %</b>          | <b>+10</b>              | <b>13.7 %</b>         | <b>95</b>    |
| Nurse/ Midwife Manager                          | 77           | 75           | 75           | 77           | +2                      | 1.78                    | 2.4 %                 | -0                      | -0.2 %                | 81           |
| Nurse/ Midwife Specialist & AN/MP               | 20           | 22           | 27           | 27           | -0                      | 4.56                    | 20.5 %                | +7                      | 36.9 %                | 31           |
| Staff Nurse/ Staff Midwife                      | 151          | 154          | 151          | 151          | -0                      | -2.31                   | -1.5 %                | -0                      | -0.1 %                | 165          |
| <i>Pre-registration Nurse/ Midwife Intern</i>   |              |              |              | 0            | +0                      | 0.12                    | -100.0 %              | +0                      | -100.0 %              | 1            |
| <i>Nursing/ Midwifery awaiting registration</i> | 1            | 1            |              |              |                         | -0.96                   | -100.0 %              | -1                      | -100.0 %              |              |
| Nursing/ Midwifery Student                      | 1            | 1            |              | 0            | +0                      | -0.84                   | -87.5 %               | -1                      | -88.0 %               | 1            |
| Nursing/ Midwifery other                        | 2            | 3            | 4            | 4            | +0                      | 0.84                    | 28.0 %                | +2                      | 92.0 %                | 4            |
| <b>Nursing &amp; Midwifery</b>                  | <b>251</b>   | <b>255</b>   | <b>257</b>   | <b>259</b>   | <b>+2</b>               | <b>4.03</b>             | <b>1.6 %</b>          | <b>+8</b>               | <b>3.2 %</b>          | <b>282</b>   |
| Therapy Professions                             | 39           | 41           | 41           | 40           | -1                      | -0.27                   | -0.7 %                | +2                      | 4.7 %                 | 49           |
| Social Care                                     | 28           | 26           | 28           | 28           | +0                      | 1.93                    | 7.4 %                 | -0                      | -0.9 %                | 32           |
| Social Workers                                  | 30           | 33           | 36           | 37           | +1                      | 4.09                    | 12.5 %                | +7                      | 24.5 %                | 42           |
| Psychologists                                   | 32           | 34           | 38           | 38           | +0                      | 4.25                    | 12.7 %                | +6                      | 18.1 %                | 47           |
| H&SC, Other                                     | 5            | 7            | 6            | 7            | +1                      | 0.89                    | 13.5 %                | +2                      | 44.2 %                | 8            |
| <b>Health &amp; Social Care Professionals</b>   | <b>134</b>   | <b>140</b>   | <b>150</b>   | <b>151</b>   | <b>+1</b>               | <b>10.89</b>            | <b>7.8 %</b>          | <b>+17</b>              | <b>12.6 %</b>         | <b>178</b>   |
| Management (VIII & above)                       | 3            | 4            | 5            | 5            | +0                      | 1.00                    | 25.0 %                | +2                      | 66.7 %                | 5            |
| Administrative/ Supervisory (V to VII)          | 24           | 25           | 31           | 27           | -4                      | 2.10                    | 8.4 %                 | +3                      | 11.8 %                | 31           |
| Clerical (III & IV)                             | 43           | 38           | 29           | 29           | +0                      | -8.79                   | -23.0 %               | -13                     | -31.1 %               | 34           |
| <b>Management &amp; Administrative</b>          | <b>70</b>    | <b>67</b>    | <b>65</b>    | <b>62</b>    | <b>-3</b>               | <b>-5.69</b>            | <b>-8.5 %</b>         | <b>-8</b>               | <b>-12.1 %</b>        | <b>70</b>    |
| Support   | 39           | 38           | 29           | 30           | +0                      | -7.94                   | -21.1 %               | -9                      | -23.6 %               | 35           |
| Maintenance/ Technical                          | 6            | 6            | 5            | 6            | +1                      | -0.22                   | -3.7 %                | -0                      | -3.7 %                | 6            |
| <b>General Support</b>                          | <b>45</b>    | <b>44</b>    | <b>34</b>    | <b>35</b>    | <b>+1</b>               | <b>-8.16</b>            | <b>-18.7 %</b>        | <b>-9</b>               | <b>-20.9 %</b>        | <b>41</b>    |
| Health Care Assistants                          | 49           | 51           | 54           | 54           | +1                      | 3.58                    | 7.1 %                 | +6                      | 11.7 %                | 56           |
| Care, other                                     | 6            | 6            | 7            | 7            | +0                      | 0.78                    | 12.8 %                | +1                      | 16.5 %                | 8            |
| <b>Patient &amp; Client Care</b>                | <b>54</b>    | <b>57</b>    | <b>60</b>    | <b>61</b>    | <b>+1</b>               | <b>4.36</b>             | <b>7.7 %</b>          | <b>+7</b>               | <b>12.2 %</b>         | <b>64</b>    |

## Primary Care

| Jan 2023  | WTE Dec 2020 | WTE Dec 2021 | WTE Dec 2022 | WTE Jan 2023 | WTE change since Dec 22 | WTE change since Dec 21 | % change since Dec 21 | WTE change since Dec 20 | % change since Dec 20 | No. Jan 2023 |
|---|--------------|--------------|--------------|--------------|-------------------------|-------------------------|-----------------------|-------------------------|-----------------------|--------------|
| <b>Total Primary Care</b>                       | <b>811</b>   | <b>874</b>   | <b>864</b>   | <b>867</b>   | <b>+2</b>               | <b>-7.23</b>            | <b>-0.8 %</b>         | <b>+56</b>              | <b>6.9 %</b>          | <b>1,098</b> |
| Consultants                                     | 8            | 8            | 10           | 10           | -0                      | 1.57                    | 18.9 %                | +2                      | 18.9 %                | 12           |
| Registrars                                      | 24           | 25           | 32           | 32           | +1                      | 7.40                    | 29.6 %                | +9                      | 36.3 %                | 34           |
| SHO/ Interns                                    | 7            | 7            | 7            | 7            | -0                      | 0.50                    | 7.7 %                 | +1                      | 7.7 %                 | 13           |
| Medical/ Dental, other                          | 41           | 42           | 45           | 46           | +1                      | 3.66                    | 8.7 %                 | +5                      | 11.2 %                | 66           |
| <b>Medical &amp; Dental</b>                     | <b>80</b>    | <b>82</b>    | <b>93</b>    | <b>95</b>    | <b>+2</b>               | <b>13.13</b>            | <b>16.0 %</b>         | <b>+15</b>              | <b>19.2 %</b>         | <b>125</b>   |
| Nurse/ Midwife Manager                          | 22           | 21           | 31           | 32           | +1                      | 11.02                   | 53.4 %                | +9                      | 41.2 %                | 34           |
| Nurse/ Midwife Specialist & AN/MP               | 4            | 5            | 10           | 11           | +1                      | 5.67                    | 113.6 %               | +7                      | 204.6 %               | 13           |
| Staff Nurse/ Staff Midwife                      | 55           | 57           | 61           | 61           | -0                      | 4.17                    | 7.4 %                 | +6                      | 10.8 %                | 85           |
| Public Health Nurse                             | 112          | 110          | 99           | 97           | -2                      | -13.01                  | -11.8 %               | -15                     | -13.4 %               | 115          |
| <i>Post-registration Nurse/ Midwife Student</i> | 15           | 11           | 7            | 7            | -0                      | -4.00                   | -36.4 %               | -8                      | -53.0 %               | 7            |
| Nursing/ Midwifery Student                      | 15           | 11           | 7            | 7            | -0                      | -4.00                   | -36.4 %               | -8                      | -53.0 %               | 7            |
| Nursing/ Midwifery other                        | 1            | 1            |              |              |                         | -0.70                   | -100.0 %              | -1                      | -100.0 %              |              |
| <b>Nursing &amp; Midwifery</b>                  | <b>209</b>   | <b>204</b>   | <b>208</b>   | <b>207</b>   | <b>-1</b>               | <b>3.15</b>             | <b>1.5 %</b>          | <b>-2</b>               | <b>-0.8 %</b>         | <b>254</b>   |
| Therapy Professions                             | 110          | 115          | 143          | 142          | -1                      | 26.81                   | 23.3 %                | +32                     | 28.7 %                | 176          |
| Health Science/ Diagnostics                     | 20           | 18           | 17           | 17           | +0                      | -0.47                   | -2.6 %                | -3                      | -13.2 %               | 21           |
| Social Care                                     | 3            | 3            | 4            | 4            | +0                      | 1.04                    | 35.6 %                | +1                      | 47.2 %                | 4            |
| Social Workers                                  | 4            | 11           | 10           | 11           | +0                      | -0.09                   | -0.8 %                | +6                      | 144.4 %               | 12           |
| Psychologists                                   | 20           | 18           | 16           | 16           | -1                      | -2.82                   | -15.4 %               | -4                      | -21.3 %               | 19           |
| Pharmacy  | 1            | 3            | 3            | 2            | -0                      | -0.56                   | -18.7 %               | +1                      | 143.0 %               | 3            |
| H&SC, Other                                     | 4            | 7            | 6            | 6            | +0                      | -1.29                   | -17.4 %               | +2                      | 56.7 %                | 7            |
| <b>Health &amp; Social Care Professionals</b>   | <b>162</b>   | <b>175</b>   | <b>199</b>   | <b>198</b>   | <b>-1</b>               | <b>22.62</b>            | <b>12.9 %</b>         | <b>+36</b>              | <b>22.2 %</b>         | <b>242</b>   |
| Management (VIII & above)                       | 30           | 39           | 29           | 28           | -1                      | -11.49                  | -29.3 %               | -2                      | -8.1 %                | 33           |
| Administrative/ Supervisory (V to VII)          | 65           | 85           | 78           | 79           | +1                      | -6.26                   | -7.3 %                | +14                     | 21.6 %                | 93           |
| Clerical (III & IV)                             | 128          | 135          | 136          | 138          | +2                      | 3.43                    | 2.5 %                 | +11                     | 8.3 %                 | 168          |
| <b>Management &amp; Administrative</b>          | <b>223</b>   | <b>260</b>   | <b>242</b>   | <b>245</b>   | <b>+3</b>               | <b>-14.32</b>           | <b>-5.5 %</b>         | <b>+22</b>              | <b>9.9 %</b>          | <b>294</b>   |
| Support   | 26           | 24           | 23           | 23           | +0                      | -1.18                   | -4.9 %                | -3                      | -10.7 %               | 37           |
| Maintenance/ Technical                          | 2            | 2            | 2            | 2            |                         | 0.00                    | 0.0 %                 |                         | 0.0 %                 | 4            |
| <b>General Support</b>                          | <b>28</b>    | <b>26</b>    | <b>25</b>    | <b>25</b>    | <b>+0</b>               | <b>-1.18</b>            | <b>-4.5 %</b>         | <b>-3</b>               | <b>-9.9 %</b>         | <b>41</b>    |
| Health Care Assistants                          | 38           | 46           | 16           | 15           | -1                      | -31.25                  | -67.5 %               | -23                     | -60.3 %               | 19           |
| Care, other                                     | 72           | 80           | 81           | 81           | -0                      | 0.62                    | 0.8 %                 | +9                      | 13.1 %                | 123          |
| <b>Patient &amp; Client Care</b>                | <b>110</b>   | <b>127</b>   | <b>97</b>    | <b>96</b>    | <b>-1</b>               | <b>-30.63</b>           | <b>-24.2 %</b>        | <b>-13</b>              | <b>-12.3 %</b>        | <b>142</b>   |

## Social Care

| Jan 2023                                      | WTE Dec 2020 | WTE Dec 2021 | WTE Dec 2022 | WTE Jan 2023 | WTE change since Dec 22 | WTE change since Dec 21 | % change since Dec 21 | WTE change since Dec 20 | % change since Dec 20 | No. Jan 2023 |
|---|--------------|--------------|--------------|--------------|-------------------------|-------------------------|-----------------------|-------------------------|-----------------------|--------------|
| <b>Total Social Care</b>                      | <b>2,020</b> | <b>2,041</b> | <b>2,029</b> | <b>2,027</b> | <b>-2</b>               | <b>-14.35</b>           | <b>-0.7 %</b>         | <b>+7</b>               | <b>0.3 %</b>          | <b>2,276</b> |
| Consultants                                   | 3            | 3            | 3            | 3            |                         | 0.00                    | 0.0 %                 |                         | 0.0 %                 | 3            |
| Registrars                                    | 1            | 1            | 2            | 2            | +0                      | 1.00                    | 100.0 %               | +1                      | 100.0 %               | 2            |
| SHO/ Interns                                  |              | 1            |              |              |                         | -1.00                   | -100.0 %              |                         | -100.0 %              |              |
| Medical/ Dental, other                        | 4            | 3            | 3            | 3            | -0                      | 0.16                    | 6.0 %                 | -1                      | -25.8 %               | 4            |
| <b>Medical &amp; Dental</b>                   | <b>8</b>     | <b>8</b>     | <b>8</b>     | <b>8</b>     | <b>-0</b>               | <b>0.16</b>             | <b>2.1 %</b>          | <b>+0</b>               | <b>0.1 %</b>          | <b>9</b>     |
| Nurse/ Midwife Manager                        | 106          | 105          | 103          | 103          | +0                      | -1.74                   | -1.7 %                | -3                      | -2.7 %                | 109          |
| Nurse/ Midwife Specialist & AN/MP             | 1            | 1            |              | 1            | +1                      | 0.00                    | 0.0 %                 |                         | 0.0 %                 | 1            |
| Staff Nurse/ Staff Midwife                    | 348          | 339          | 343          | 351          | +8                      | 12.60                   | 3.7 %                 | +3                      | 0.9 %                 | 378          |
| <i>Nursing Education/Clinical</i>             |              |              | 1            | 1            |                         | 1.00                    | -100.0 %              | +1                      | -100.0 %              | 1            |
| Nursing/ Midwifery other                      |              |              | 1            | 1            |                         | 1.00                    | -100.0 %              | +1                      | -100.0 %              | 1            |
| <b>Nursing &amp; Midwifery</b>                | <b>455</b>   | <b>445</b>   | <b>447</b>   | <b>456</b>   | <b>+9</b>               | <b>11.86</b>            | <b>2.7 %</b>          | <b>+1</b>               | <b>0.3 %</b>          | <b>489</b>   |
| Therapy Professions                           | 89           | 79           | 68           | 70           | +2                      | -9.10                   | -11.5 %               | -18                     | -20.6 %               | 83           |
| Social Care                                   | 361          | 397          | 381          | 371          | -11                     | -26.59                  | -6.7 %                | +10                     | 2.7 %                 | 427          |
| Social Workers                                | 20           | 16           | 15           | 15           | +0                      | -1.03                   | -6.3 %                | -5                      | -24.5 %               | 17           |
| Psychologists                                 | 15           | 14           | 14           | 13           | -1                      | -1.34                   | -9.3 %                | -2                      | -10.6 %               | 16           |
| Pharmacy                                      | 3            | 4            | 4            | 4            | -0                      | -0.16                   | -3.8 %                | +1                      | 40.0 %                | 5            |
| H&SC, Other                                   | 1            | 1            | 1            | 1            | +0                      | 0.17                    | 13.4 %                | +0                      | 12.5 %                | 2            |
| <b>Health &amp; Social Care Professionals</b> | <b>489</b>   | <b>513</b>   | <b>484</b>   | <b>475</b>   | <b>-9</b>               | <b>-38.05</b>           | <b>-7.4 %</b>         | <b>-14</b>              | <b>-2.8 %</b>         | <b>550</b>   |
| Management (VIII & above)                     | 35           | 38           | 47           | 40           | -7                      | 2.09                    | 5.5 %                 | +5                      | 13.4 %                | 40           |
| Administrative/ Supervisory (V to VII)        | 73           | 79           | 96           | 98           | +2                      | 18.59                   | 23.4 %                | +25                     | 33.6 %                | 102          |
| Clerical (III & IV)                           | 89           | 79           | 85           | 89           | +4                      | 9.90                    | 12.5 %                | +0                      | 0.1 %                 | 99           |
| <b>Management &amp; Administrative</b>        | <b>197</b>   | <b>196</b>   | <b>228</b>   | <b>227</b>   | <b>-1</b>               | <b>30.58</b>            | <b>15.6 %</b>         | <b>+29</b>              | <b>14.9 %</b>         | <b>241</b>   |
| Support                                       | 128          | 125          | 125          | 126          | +1                      | 0.64                    | 0.5 %                 | -2                      | -1.6 %                | 144          |
| Maintenance/ Technical                        | 14           | 15           | 15           | 15           | -0                      | 0.00                    | 0.0 %                 | +1                      | 7.1 %                 | 15           |
| <b>General Support</b>                        | <b>142</b>   | <b>140</b>   | <b>140</b>   | <b>141</b>   | <b>+0</b>               | <b>0.64</b>             | <b>0.5 %</b>          | <b>-1</b>               | <b>-0.7 %</b>         | <b>159</b>   |
| Health Care Assistants                        | 479          | 498          | 487          | 487          | -0                      | -10.93                  | -2.2 %                | +7                      | 1.5 %                 | 551          |
| Care, other                                   | 250          | 242          | 235          | 233          | -1                      | -8.61                   | -3.6 %                | -17                     | -6.8 %                | 277          |
| <b>Patient &amp; Client Care</b>              | <b>730</b>   | <b>740</b>   | <b>722</b>   | <b>720</b>   | <b>-1</b>               | <b>-19.54</b>           | <b>-2.6 %</b>         | <b>-10</b>              | <b>-1.3 %</b>         | <b>828</b>   |

## CHO Operations

| Jan 2023                                      | WTE | WTE | WTE Dec 2022 | WTE Jan 2023 | WTE change since Dec 22 | WTE change since | % change since  | WTE change since | % change since  | No. Jan 2023 |
|---|-----|-----|--------------|--------------|-------------------------|------------------|-----------------|------------------|-----------------|--------------|
| <b>Total CHO Operations</b>                   |     |     | <b>60</b>    | <b>62</b>    | <b>+2</b>               | <b>61.80</b>     | <b>-100.0 %</b> | <b>+62</b>       | <b>-100.0 %</b> | <b>65</b>    |
| Nurse/ Midwife Manager                        |     |     | 1            | 1            | -0                      | 0.93             | -100.0 %        | +1               | -100.0 %        | 1            |
| <b>Nursing &amp; Midwifery</b>                |     |     | <b>1</b>     | <b>1</b>     | <b>-0</b>               | <b>0.93</b>      | <b>-100.0 %</b> | <b>+1</b>        | <b>-100.0 %</b> | <b>1</b>     |
| Social Workers                                |     |     | 9            | 9            | -1                      | 8.65             | -100.0 %        | +9               | -100.0 %        | 9            |
| Pharmacy                                      |     |     | 2            | 2            | +0                      | 2.43             | -100.0 %        | +2               | -100.0 %        | 3            |
| <b>Health &amp; Social Care Professionals</b> |     |     | <b>12</b>    | <b>11</b>    | <b>-0</b>               | <b>11.08</b>     | <b>-100.0 %</b> | <b>+11</b>       | <b>-100.0 %</b> | <b>12</b>    |
| Management (VIII & above)                     |     |     | 12           | 12           | +0                      | 12.00            | -100.0 %        | +12              | -100.0 %        | 12           |
| Administrative/ Supervisory (V to VII)        |     |     | 28           | 30           | +2                      | 30.05            | -100.0 %        | +30              | -100.0 %        | 32           |
| Clerical (III & IV)                           |     |     | 8            | 8            | +0                      | 7.74             | -100.0 %        | +8               | -100.0 %        | 8            |
| <b>Management &amp; Administrative</b>        |     |     | <b>48</b>    | <b>50</b>    | <b>+2</b>               | <b>49.79</b>     | <b>-100.0 %</b> | <b>+50</b>       | <b>-100.0 %</b> | <b>52</b>    |

## CHO 6 Employment Report: January 2023

### Disabilities

| Jan 2023                                      | WTE Dec 2020 | WTE Dec 2021 | WTE Dec 2022 | WTE Jan 2023 | WTE change since Dec 22 | WTE change since Dec 21 | % change since Dec 21 | WTE change since Dec 20 | % change since Dec 20 | No. Jan 2023 |
|---|--------------|--------------|--------------|--------------|-------------------------|-------------------------|-----------------------|-------------------------|-----------------------|--------------|
| <b>Total Disabilities</b>                     | <b>1,217</b> | <b>1,227</b> | <b>1,216</b> | <b>1,210</b> | <b>-7</b>               | <b>-17</b>              | <b>-1.4 %</b>         | <b>-7</b>               | <b>-0.6 %</b>         | <b>1,381</b> |
| Consultants                                   | 3            | 3            | 3            | 3            |                         |                         | 0.0 %                 |                         | 0.0 %                 | 3            |
| Registrars                                    |              |              | 1            | 1            | +0                      | +1                      | -100.0 %              | +1                      | -100.0 %              | 1            |
| SHO/ Interns                                  |              | 1            |              |              |                         | -1                      | -100.0 %              |                         | -100.0 %              |              |
| Medical/ Dental, other                        | 1            | 1            | 1            | 1            |                         |                         | 0.0 %                 |                         | 0.0 %                 | 1            |
| <b>Medical &amp; Dental</b>                   | <b>4</b>     | <b>5</b>     | <b>5</b>     | <b>5</b>     | <b>+0</b>               |                         | <b>0.0 %</b>          | <b>+1</b>               | <b>25.0 %</b>         | <b>5</b>     |
| Nurse/ Midwife Manager                        | 43           | 42           | 40           | 39           | -0                      | -2                      | -5.7 %                | -4                      | -9.5 %                | 43           |
| Nurse/ Midwife Specialist & AN/MP             |              |              |              | 1            | +1                      | +1                      | -100.0 %              | +1                      | -100.0 %              | 1            |
| Staff Nurse/ Staff Midwife                    | 142          | 141          | 138          | 143          | +5                      | +2                      | 1.2 %                 | +0                      | 0.3 %                 | 159          |
| <i>Nursing Education/Clinical</i>             |              |              | 1            | 1            |                         | +1                      | -100.0 %              | +1                      | -100.0 %              | 1            |
| Nursing/ Midwifery other                      |              |              | 1            | 1            |                         | +1                      | -100.0 %              | +1                      | -100.0 %              | 1            |
| <b>Nursing &amp; Midwifery</b>                | <b>186</b>   | <b>183</b>   | <b>178</b>   | <b>184</b>   | <b>+6</b>               | <b>+1</b>               | <b>0.8 %</b>          | <b>-2</b>               | <b>-0.9 %</b>         | <b>204</b>   |
| Therapy Professions                           | 42           | 35           | 26           | 25           | -1                      | -10                     | -28.4 %               | -18                     | -41.3 %               | 32           |
| Social Care                                   | 361          | 397          | 381          | 371          | -10                     | -27                     | -6.7 %                | +10                     | 2.7 %                 | 427          |
| Social Workers                                | 10           | 8            | 8            | 9            | +0                      | +1                      | 10.0 %                | -1                      | -13.2 %               | 9            |
| Psychologists                                 | 14           | 14           | 14           | 13           | -1                      | -1                      | -6.0 %                | -0                      | -3.3 %                | 16           |
| H&SC, Other                                   | 1            | 1            | 1            | 1            | +0                      | +0                      | 13.4 %                | +0                      | 12.5 %                | 2            |
| <b>Health &amp; Social Care Professionals</b> | <b>428</b>   | <b>455</b>   | <b>431</b>   | <b>419</b>   | <b>-12</b>              | <b>-36</b>              | <b>-8.0 %</b>         | <b>-9</b>               | <b>-2.1 %</b>         | <b>486</b>   |
| Management (VIII & above)                     | 30           | 29           | 39           | 33           | -6                      | +4                      | 14.1 %                | +3                      | 9.3 %                 | 33           |
| Administrative/ Supervisory (V to VII)        | 54           | 54           | 64           | 66           | +2                      | +12                     | 23.2 %                | +12                     | 22.6 %                | 69           |
| Clerical (III & IV)                           | 56           | 49           | 52           | 56           | +4                      | +7                      | 13.6 %                | +0                      | 0.4 %                 | 61           |
| <b>Management &amp; Administrative</b>        | <b>140</b>   | <b>132</b>   | <b>155</b>   | <b>155</b>   | <b>-1</b>               | <b>+23</b>              | <b>17.6 %</b>         | <b>+15</b>              | <b>10.9 %</b>         | <b>163</b>   |
| Support                                       | 26           | 18           | 23           | 22           | -0                      | +4                      | 24.5 %                | -3                      | -12.2 %               | 31           |
| Maintenance/ Technical                        | 5            | 7            | 8            | 8            |                         | +1                      | 14.3 %                | +3                      | 60.0 %                | 8            |
| <b>General Support</b>                        | <b>31</b>    | <b>25</b>    | <b>31</b>    | <b>30</b>    | <b>-0</b>               | <b>+5</b>               | <b>21.6 %</b>         | <b>-0</b>               | <b>-0.4 %</b>         | <b>39</b>    |
| Health Care Assistants                        | 184          | 190          | 188          | 189          | +1                      | -1                      | -0.6 %                | +5                      | 2.9 %                 | 216          |
| Care, other                                   | 245          | 237          | 229          | 227          | -1                      | -10                     | -4.2 %                | -17                     | -7.1 %                | 268          |
| <b>Patient &amp; Client Care</b>              | <b>428</b>   | <b>427</b>   | <b>416</b>   | <b>416</b>   |                         | <b>-11</b>              | <b>-2.6 %</b>         | <b>-12</b>              | <b>-2.8 %</b>         | <b>484</b>   |

### Older People

| Jan 2023                    | WTE Dec 2020 | WTE Dec 2021 | WTE Dec 2022 | WTE Jan 2023 | WTE change since Dec 22 | WTE change since Dec 21 | % change since Dec 21 | WTE change since Dec 20 | % change since Dec 20 | No. Jan 2023 |
|-----------------------------|--------------|--------------|--------------|--------------|-------------------------|-------------------------|-----------------------|-------------------------|-----------------------|--------------|
| <b>Total Older People</b>   | <b>804</b>   | <b>814</b>   | <b>813</b>   | <b>817</b>   | <b>+5</b>               | <b>+3</b>               | <b>0.4 %</b>          | <b>+14</b>              | <b>1.7 %</b>          | <b>895</b>   |
| Registrars                  | 1            | 1            | 1            | 1            |                         |                         | 0.0 %                 |                         | 0.0 %                 | 1            |
| Medical/ Dental, other      | 3            | 2            | 2            | 2            | -0                      | +0                      | 9.5 %                 | -1                      | -35.0 %               | 3            |
| <b>Medical &amp; Dental</b> | <b>4</b>     | <b>3</b>     | <b>3</b>     | <b>3</b>     | <b>-0</b>               | <b>+0</b>               | <b>6.0 %</b>          | <b>-1</b>               | <b>-25.8 %</b>        | <b>4</b>     |

|   |            |            |            |            |           |            |               |            |               |            |
|---|------------|------------|------------|------------|-----------|------------|---------------|------------|---------------|------------|
| Nurse/ Midwife Manager                        | 63         | 63         | 64         | 64         | +0        | +1         | 1.0 %         | +1         | 2.0 %         | 66         |
| Nurse/ Midwife Specialist & AN/MP             | 1          | 1          |            |            |           | -1         | -100.0 %      | -1         | -100.0 %      |            |
| Staff Nurse/ Staff Midwife                    | 206        | 198        | 206        | 209        | +3        | +11        | 5.5 %         | +3         | 1.4 %         | 219        |
| <b>Nursing &amp; Midwifery</b>                | <b>269</b> | <b>262</b> | <b>269</b> | <b>273</b> | <b>+3</b> | <b>+10</b> | <b>4.0 %</b>  | <b>+3</b>  | <b>1.1 %</b>  | <b>285</b> |
| <b>Health &amp; Social Care Professionals</b> | <b>61</b>  | <b>58</b>  | <b>53</b>  | <b>56</b>  | <b>+3</b> | <b>-2</b>  | <b>-2.9 %</b> | <b>-4</b>  | <b>-7.3 %</b> | <b>64</b>  |
| Management (VIII & above)                     | 5          | 9          | 8          | 7          | -1        | -2         | -22.3 %       | +2         | 38.2 %        | 7          |
| Administrative/ Supervisory (V to VII)        | 19         | 26         | 32         | 32         | +0        | +6         | 23.7 %        | +13        | 64.4 %        | 33         |
| Clerical (III & IV)                           | 33         | 30         | 33         | 33         | -0        | +3         | 10.7 %        | -0         | -0.5 %        | 38         |
| <b>Management &amp; Administrative</b>        | <b>58</b>  | <b>64</b>  | <b>72</b>  | <b>72</b>  | <b>-1</b> | <b>+7</b>  | <b>11.4 %</b> | <b>+14</b> | <b>24.8 %</b> | <b>78</b>  |
| Support                                       | 102        | 107        | 102        | 103        | +1        | -4         | -3.5 %        | +1         | 1.1 %         | 113        |
| Maintenance/ Technical                        | 9          | 8          | 7          | 7          | -0        | -1         | -12.5 %       | -2         | -22.2 %       | 7          |
| <b>General Support</b>                        | <b>111</b> | <b>115</b> | <b>110</b> | <b>110</b> | <b>+1</b> | <b>-5</b>  | <b>-4.2 %</b> | <b>-1</b>  | <b>-0.8 %</b> | <b>120</b> |
| Health Care Assistants                        | 296        | 308        | 299        | 298        | -1        | -10        | -3.2 %        | +2         | 0.7 %         | 335        |
| Care, other                                   | 6          | 5          | 6          | 6          | -0        | +1         | 28.7 %        | +0         | 6.9 %         | 9          |
| <b>Patient &amp; Client Care</b>              | <b>301</b> | <b>312</b> | <b>305</b> | <b>304</b> | <b>-1</b> | <b>-9</b>  | <b>-2.7 %</b> | <b>+2</b>  | <b>0.8 %</b>  | <b>344</b> |

CHO 6 Employment by Administration (HSE / S38): January 2023

| Jan 2023                      | WTE<br>Dec<br>2020 | WTE<br>Dec<br>2021 | WTE<br>Dec<br>2022 | WTE<br>Jan<br>2023 | WTE<br>change<br>since<br>Dec 22 | WTE<br>change<br>since<br>Dec 21 | % change<br>since<br>Dec 21 | WTE<br>change<br>since<br>Dec 20 | % change<br>since<br>Dec 20 | No. Jan 2023 |
|-------------------------------|--------------------|--------------------|--------------------|--------------------|----------------------------------|----------------------------------|-----------------------------|----------------------------------|-----------------------------|--------------|
| Overall                       | 3,465              | 3,561              | 3,620              | 3,628              | +8                               | +67                              | 1.9 %                       | +163                             | 4.7 %                       | 4,194        |
| HSE                           | 1,689              | 1,744              | 1,772              | 1,791              | +19                              | +47                              | 2.7 %                       | +102                             | 6.0 %                       | 2,039        |
| Section 38 Voluntary Agencies | 1,776              | 1,817              | 1,848              | 1,838              | -11                              | +21                              | 1.1 %                       | +61                              | 3.4 %                       | 2,155        |

HSE

| Jan 2023                                 | WTE<br>Dec<br>2020 | WTE<br>Dec<br>2021 | WTE<br>Dec<br>2022 | WTE<br>Jan<br>2023 | WTE<br>change<br>since<br>Dec 22 | WTE<br>change<br>since<br>Dec 21 | % change<br>since Dec 21 | WTE<br>change<br>since<br>Dec 20 | % change<br>since Dec 20 | No. Jan 2023 |
|--|--------------------|--------------------|--------------------|--------------------|----------------------------------|----------------------------------|--------------------------|----------------------------------|--------------------------|--------------|
| Overall                                  | 1,689              | 1,744              | 1,772              | 1,791              | +19                              | +47                              | 2.7 %                    | +102                             | 6.0 %                    | 2,039        |
| Consultants                              | 26                 | 27                 | 27                 | 28                 | +1                               | +1                               | 3.6 %                    | +2                               | 6.7 %                    | 29           |
| Registrars                               | 28                 | 30                 | 41                 | 41                 | +0                               | +12                              | 39.8 %                   | +14                              | 49.8 %                   | 44           |
| SHO/ Interns                             | 5                  | 7                  | 3                  | 3                  | +0                               | -4                               | -57.1 %                  | -2                               | -40.0 %                  | 3            |
| Medical/ Dental, other                   | 43                 | 44                 | 48                 | 49                 | +1                               | +5                               | 11.0 %                   | +6                               | 13.1 %                   | 70           |
| Medical & Dental                         | 102                | 107                | 118                | 121                | +2                               | +14                              | 12.7 %                   | +19                              | 18.8 %                   | 146          |
| Nurse/ Midwife Manager                   | 136                | 129                | 138                | 141                | +2                               | +12                              | 9.3 %                    | +4                               | 3.0 %                    | 147          |
| Nurse/ Midwife Specialist & AN/MP        | 17                 | 19                 | 20                 | 22                 | +2                               | +3                               | 14.1 %                   | +5                               | 30.5 %                   | 25           |
| Staff Nurse/ Staff Midwife               | 304                | 301                | 303                | 306                | +3                               | +5                               | 1.6 %                    | +1                               | 0.5 %                    | 342          |
| Public Health Nurse                      | 112                | 110                | 99                 | 97                 | -2                               | -13                              | -11.8 %                  | -15                              | -13.4 %                  | 115          |
| Pre-registration Nurse/ Midwife Intern   |                    |                    |                    | 0                  | +0                               | +0                               | -100.0 %                 | +0                               | -100.0 %                 | 1            |
| Post-registration Nurse/ Midwife Student | 15                 | 11                 | 7                  | 7                  | -0                               | -4                               | -36.4 %                  | -8                               | -53.0 %                  | 7            |
| Nursing/ Midwifery awaiting registration | 1                  | 1                  |                    |                    |                                  | -1                               | -100.0 %                 | -1                               | -100.0 %                 |              |
| Nursing/ Midwifery Student               | 16                 | 12                 | 7                  | 7                  | -0                               | -5                               | -40.5 %                  | -9                               | -55.2 %                  | 8            |
| Nursing/ Midwifery other                 | 3                  | 4                  | 4                  | 4                  | +0                               | +0                               | 3.8 %                    | +1                               | 28.0 %                   | 4            |
| Nursing & Midwifery                      | 588                | 574                | 571                | 576                | +5                               | +2                               | 0.3 %                    | -12                              | -2.1 %                   | 641          |
| Therapy Professions                      | 160                | 157                | 173                | 175                | +2                               | +18                              | 11.4 %                   | +15                              | 9.5 %                    | 214          |
| Health Science/ Diagnostics              | 19                 | 16                 | 15                 | 17                 | +1                               | +1                               | 3.2 %                    | -2                               | -8.9 %                   | 19           |
| Social Care                              | 11                 | 11                 | 11                 | 11                 | +0                               | +0                               | 1.8 %                    | +1                               | 7.8 %                    | 12           |
| Social Workers                           | 25                 | 29                 | 39                 | 39                 | +0                               | +10                              | 36.4 %                   | +14                              | 53.3 %                   | 44           |
| Psychologists                            | 41                 | 41                 | 39                 | 38                 | -1                               | -3                               | -6.9 %                   | -3                               | -6.4 %                   | 47           |
| Pharmacy                                 | 2                  | 5                  | 7                  | 7                  | +0                               | +2                               | 37.5 %                   | +5                               | 243.0 %                  | 8            |
| H&SC, Other                              | 9                  | 14                 | 16                 | 18                 | +2                               | +4                               | 26.1 %                   | +9                               | 100.9 %                  | 19           |
| Health & Social Care Professionals       | 266                | 273                | 300                | 305                | +5                               | +32                              | 11.6 %                   | +39                              | 14.7 %                   | 363          |
| Management (VIII & above)                | 37                 | 49                 | 53                 | 51                 | -2                               | +3                               | 5.2 %                    | +15                              | 39.8 %                   | 53           |
| Administrative/ Supervisory (V to VII)   | 90                 | 112                | 145                | 150                | +5                               | +38                              | 33.6 %                   | +61                              | 67.8 %                   | 157          |
| Clerical (III & IV)                      | 156                | 152                | 162                | 164                | +2                               | +13                              | 8.3 %                    | +8                               | 5.3 %                    | 188          |
| Management & Administrative              | 282                | 313                | 361                | 366                | +5                               | +53                              | 16.9 %                   | +84                              | 29.6 %                   | 398          |
| Support                                  | 82                 | 84                 | 73                 | 76                 | +3                               | -8                               | -9.7 %                   | -6                               | -7.7 %                   | 89           |
| Maintenance/ Technical                   | 2                  | 2                  | 2                  | 2                  | +0                               |                                  | 0.0 %                    |                                  | 0.0 %                    | 2            |
| General Support                          | 84                 | 86                 | 75                 | 78                 | +3                               | -8                               | -9.5 %                   | -6                               | -7.5 %                   | 91           |
| Health Care Assistants                   | 307                | 322                | 279                | 277                | -2                               | -45                              | -14.1 %                  | -30                              | -9.8 %                   | 317          |
| Care, other                              | 60                 | 69                 | 68                 | 69                 | +0                               | -0                               | -0.0 %                   | +9                               | 14.5 %                   | 83           |
| Patient & Client Care                    | 367                | 391                | 347                | 345                | -2                               | -45                              | -11.6 %                  | -21                              | -5.8 %                   | 400          |



Section 38 Voluntary Agencies

| Jan 2023                               | WTE<br>Dec<br>2020 | WTE<br>Dec<br>2021 | WTE<br>Dec<br>2022 | WTE<br>Jan<br>2023 | WTE<br>change<br>since<br>Dec 22 | WTE<br>change<br>since<br>Dec 21 | % change<br>since Dec<br>21 | WTE<br>change<br>since<br>Dec 20 | % change<br>since Dec<br>20 | No. Jan<br>2023 |
|--|--------------------|--------------------|--------------------|--------------------|----------------------------------|----------------------------------|-----------------------------|----------------------------------|-----------------------------|-----------------|
| Overall                                | 1,776              | 1,817              | 1,848              | 1,838              | -11                              | +21                              | 1.1 %                       | +61                              | 3.4 %                       | 2,155           |
| Consultants                            | 26                 | 26                 | 31                 | 32                 | +1                               | +6                               | 24.3 %                      | +6                               | 25.3 %                      | 39              |
| Registrars                             | 16                 | 21                 | 22                 | 20                 | -2                               | -1                               | -5.2 %                      | +4                               | 24.4 %                      | 25              |
| SHO/ Interns                           | 15                 | 12                 | 13                 | 12                 | -1                               | +1                               | 6.3 %                       | -2                               | -15.7 %                     | 19              |
| Medical/ Dental, other                 | 2                  | 1                  | 1                  | 1                  |                                  |                                  | 0.0 %                       | -1                               | -50.0 %                     | 1               |
| Medical & Dental                       | 58                 | 59                 | 68                 | 65                 | -2                               | +6                               | 9.9 %                       | +7                               | 12.3 %                      | 84              |
| Nurse/ Midwife Manager                 | 69                 | 72                 | 71                 | 72                 | +1                               | +0                               | 0.0 %                       | +3                               | 4.5 %                       | 78              |
| Nurse/ Midwife Specialist & AN/MP      | 7                  | 9                  | 17                 | 17                 | -0                               | +8                               | 82.3 %                      | +9                               | 125.1 %                     | 20              |
| Staff Nurse/ Staff Midwife             | 250                | 248                | 253                | 258                | +5                               | +10                              | 3.8 %                       | +8                               | 3.1 %                       | 286             |
| Nursing/ Midwifery other               |                    |                    | 1                  | 1                  |                                  | +1                               | -100.0 %                    | +1                               | -100.0 %                    | 1               |
| Nursing & Midwifery                    | 327                | 330                | 342                | 348                | +5                               | +18                              | 5.5 %                       | +21                              | 6.4 %                       | 385             |
| Therapy Professions                    | 78                 | 78                 | 79                 | 78                 | -1                               | -0                               | -0.5 %                      | -0                               | -0.1 %                      | 94              |
| Health Science/ Diagnostics            | 2                  | 2                  | 2                  | 2                  |                                  |                                  | 0.0 %                       |                                  | 0.0 %                       | 3               |
| Social Care                            | 381                | 415                | 402                | 392                | -10                              | -24                              | -5.7 %                      | +10                              | 2.7 %                       | 451             |
| Social Workers                         | 29                 | 31                 | 33                 | 33                 | +0                               | +1                               | 4.0 %                       | +4                               | 12.7 %                      | 36              |
| Psychologists                          | 26                 | 25                 | 28                 | 28                 | -0                               | +3                               | 11.5 %                      | +3                               | 10.3 %                      | 35              |
| Pharmacy                               | 2                  | 2                  | 2                  | 2                  | -0                               | -0                               | -7.2 %                      | +0                               | 8.4 %                       | 3               |
| H&SC, Other                            | 1                  | 1                  | 1                  | 1                  |                                  | -0                               | -10.9 %                     | -1                               | -33.8 %                     | 2               |
| Health & Social Care Professionals     | 519                | 555                | 547                | 535                | -12                              | -20                              | -3.7 %                      | +16                              | 3.1 %                       | 624             |
| Management (VIII & above)              | 33                 | 33                 | 42                 | 36                 | -6                               | +3                               | 7.7 %                       | +3                               | 9.7 %                       | 40              |
| Administrative/ Supervisory (V to VII) | 77                 | 81                 | 96                 | 95                 | -1                               | +14                              | 17.5 %                      | +19                              | 24.2 %                      | 113             |
| Clerical (III & IV)                    | 104                | 101                | 97                 | 102                | +5                               | +1                               | 0.7 %                       | -2                               | -2.0 %                      | 123             |
| Management & Administrative            | 213                | 216                | 235                | 233                | -2                               | +17                              | 8.1 %                       | +20                              | 9.2 %                       | 276             |
| Support                                | 110                | 103                | 104                | 102                | -1                               | -0                               | -0.3 %                      | -8                               | -6.9 %                      | 127             |
| Maintenance/ Technical                 | 20                 | 21                 | 20                 | 21                 | +0                               | -0                               | -1.0 %                      | +1                               | 3.9 %                       | 23              |
| General Support                        | 130                | 124                | 124                | 123                | -1                               | -1                               | -0.4 %                      | -7                               | -5.2 %                      | 150             |
| Health Care Assistants                 | 259                | 273                | 278                | 280                | +2                               | +7                               | 2.5 %                       | +20                              | 7.9 %                       | 309             |
| Care, other                            | 270                | 261                | 255                | 254                | -1                               | -7                               | -2.5 %                      | -16                              | -6.0 %                      | 327             |
| Patient & Client Care                  | 530                | 533                | 533                | 534                | +1                               | +0                               | 0.0 %                       | +4                               | 0.8 %                       | 636             |

## CHO 6 Employment by S38 Agency: January 2023

### Children's Sunshine Home

| Jan 2023                                      | WTE Dec 2020 | WTE Dec 2021 | WTE Dec 2022 | WTE Jan 2023 | WTE change since Dec 22 | WTE change since Dec 21 | % change since Dec 21 | WTE change since Dec 20 | % change since Dec 20 | No. Jan 2023 |
|---|--------------|--------------|--------------|--------------|-------------------------|-------------------------|-----------------------|-------------------------|-----------------------|--------------|
| <b>Overall</b>                                | <b>56</b>    | <b>58</b>    | <b>53</b>    | <b>52</b>    | <b>-1</b>               | <b>-6</b>               | <b>-10.5 %</b>        | <b>-4</b>               | <b>-6.5 %</b>         | <b>59</b>    |
| Nurse/ Midwife Manager                        | 8            | 8            | 9            | 8            | -0                      | +0                      | 3.2 %                 | +0                      | 5.9 %                 | 9            |
| Staff Nurse/ Staff Midwife                    | 18           | 21           | 18           | 18           |                         | -4                      | -17.4 %               | -1                      | -3.8 %                | 18           |
| <b>Nursing &amp; Midwifery</b>                | <b>26</b>    | <b>29</b>    | <b>26</b>    | <b>26</b>    | <b>-0</b>               | <b>-3</b>               | <b>-11.7 %</b>        | <b>-0</b>               | <b>-0.9 %</b>         | <b>27</b>    |
| Therapy Professions                           | 1            | 1            | 0            | 0            |                         | -0                      | -64.4 %               | -1                      | -75.0 %               | 1            |
| Social Workers                                | 1            |              |              |              |                         |                         | -100.0 %              | -1                      | -100.0 %              |              |
| <b>Health &amp; Social Care Professionals</b> | <b>2</b>     | <b>1</b>     | <b>0</b>     | <b>0</b>     |                         | <b>-0</b>               | <b>-64.4 %</b>        | <b>-2</b>               | <b>-85.8 %</b>        | <b>1</b>     |
| Management (VIII & above)                     | 2            | 2            | 3            | 3            |                         | +1                      | 50.0 %                | +1                      | 50.0 %                | 3            |
| Administrative/ Supervisory (V to VII)        | 4            | 4            | 4            | 4            |                         | -0                      | -0.8 %                | -0                      | -0.8 %                | 4            |
| Clerical (III & IV)                           | 1            | 1            | 1            | 1            |                         |                         | 0.0 %                 |                         | 0.0 %                 | 1            |
| <b>Management &amp; Administrative</b>        | <b>7</b>     | <b>7</b>     | <b>8</b>     | <b>8</b>     |                         | <b>+1</b>               | <b>14.5 %</b>         | <b>+1</b>               | <b>14.5 %</b>         | <b>8</b>     |
| Support                                       | 3            | 3            | 3            | 3            |                         |                         | 0.0 %                 |                         | 0.0 %                 | 3            |
| <b>General Support</b>                        | <b>3</b>     | <b>3</b>     | <b>3</b>     | <b>3</b>     |                         |                         | <b>0.0 %</b>          |                         | <b>0.0 %</b>          | <b>3</b>     |
| Health Care Assistants                        | 13           | 13           | 12           | 12           | -0                      | -2                      | -11.7 %               | -1                      | -9.2 %                | 15           |
| Care, other                                   | 5            | 5            | 4            | 3            | -1                      | -2                      | -32.0 %               | -2                      | -32.0 %               | 5            |
| <b>Patient &amp; Client Care</b>              | <b>18</b>    | <b>18</b>    | <b>16</b>    | <b>15</b>    | <b>-1</b>               | <b>-3</b>               | <b>-17.3 %</b>        | <b>-3</b>               | <b>-15.6 %</b>        | <b>20</b>    |

## Dublin Dental Hospital

| Jan 2023                                      | WTE Dec 2020 | WTE Dec 2021 | WTE Dec 2022 | WTE Jan 2023 | WTE change since Dec 22 | WTE change since Dec 21 | % change since Dec 21 | WTE change since Dec 20 | % change since Dec 20 | No. Jan 2023 |
|---|--------------|--------------|--------------|--------------|-------------------------|-------------------------|-----------------------|-------------------------|-----------------------|--------------|
| <b>Overall</b>                                | <b>93</b>    | <b>93</b>    | <b>92</b>    | <b>92</b>    | <b>+1</b>               | <b>-0</b>               | <b>-0.5 %</b>         | <b>-0</b>               | <b>-0.5 %</b>         | <b>168</b>   |
| Consultants                                   | 5            | 5            | 5            | 5            |                         |                         | 0.0 %                 |                         | 0.0 %                 | 6            |
| Registrars                                    | 1            | 1            | 2            | 2            |                         | +1                      | 50.0 %                | +1                      | 50.0 %                | 2            |
| SHO/ Interns                                  | 7            | 7            | 6            | 6            |                         | -1                      | -7.7 %                | -1                      | -7.7 %                | 12           |
| <b>Medical &amp; Dental</b>                   | <b>12</b>    | <b>12</b>    | <b>12</b>    | <b>12</b>    |                         |                         | <b>0.0 %</b>          |                         | <b>0.0 %</b>          | <b>20</b>    |
| Nurse/ Midwife Manager                        | 2            | 2            | 2            | 2            |                         | -1                      | -25.0 %               | -1                      | -25.0 %               | 3            |
| Staff Nurse/ Staff Midwife                    | 4            | 4            | 3            | 3            |                         | -2                      | -36.4 %               | -2                      | -36.4 %               | 3            |
| <b>Nursing &amp; Midwifery</b>                | <b>6</b>     | <b>6</b>     | <b>4</b>     | <b>4</b>     |                         | <b>-2</b>               | <b>-32.7 %</b>        | <b>-2</b>               | <b>-32.7 %</b>        | <b>6</b>     |
| Health Science/ Diagnostics                   | 2            | 2            | 2            | 2            |                         |                         | 0.0 %                 |                         | 0.0 %                 | 3            |
| H&SC, Other                                   | 1            | 1            | 1            | 1            |                         |                         | 0.0 %                 |                         | 0.0 %                 | 1            |
| <b>Health &amp; Social Care Professionals</b> | <b>2</b>     | <b>2</b>     | <b>2</b>     | <b>2</b>     |                         |                         | <b>0.0 %</b>          |                         | <b>0.0 %</b>          | <b>4</b>     |
| Management (VIII & above)                     | 4            | 4            | 4            | 4            | +1                      | +1                      | 14.3 %                | +1                      | 14.3 %                | 8            |
| Administrative/ Supervisory (V to VII)        | 11           | 11           | 12           | 12           |                         | +1                      | 9.1 %                 | +1                      | 9.1 %                 | 24           |
| Clerical (III & IV)                           | 15           | 15           | 15           | 15           |                         |                         | 0.0 %                 |                         | 0.0 %                 | 24           |
| <b>Management &amp; Administrative</b>        | <b>30</b>    | <b>30</b>    | <b>31</b>    | <b>31</b>    | <b>+1</b>               | <b>+2</b>               | <b>5.0 %</b>          | <b>+2</b>               | <b>5.0 %</b>          | <b>56</b>    |
| Support                                       | 13           | 13           | 13           | 13           |                         |                         | 0.0 %                 |                         | 0.0 %                 | 21           |
| Maintenance/ Technical                        | 2            | 2            | 2            | 2            |                         |                         | 0.0 %                 |                         | 0.0 %                 | 4            |
| <b>General Support</b>                        | <b>15</b>    | <b>15</b>    | <b>15</b>    | <b>15</b>    |                         |                         | <b>0.0 %</b>          |                         | <b>0.0 %</b>          | <b>25</b>    |
| Health Care Assistants                        | 1            | 1            |              |              |                         | -1                      | -100.0 %              | -1                      | -100.0 %              |              |
| Care, other                                   | 27           | 27           | 27           | 27           |                         | +1                      | 1.9 %                 | +1                      | 1.9 %                 | 57           |
| <b>Patient &amp; Client Care</b>              | <b>27</b>    | <b>27</b>    | <b>27</b>    | <b>27</b>    |                         |                         | <b>0.0 %</b>          |                         | <b>0.0 %</b>          | <b>57</b>    |

## Leopardstown Park Hospital

| Jan 2023                                      | WTE Dec 2020 | WTE Dec 2021 | WTE Dec 2022 | WTE Jan 2023 | WTE change since Dec 22 | WTE change since Dec 21 | % change since Dec 21 | WTE change since Dec 20 | % change since Dec 20 | No. Jan 2023 |
|---|--------------|--------------|--------------|--------------|-------------------------|-------------------------|-----------------------|-------------------------|-----------------------|--------------|
| <b>Overall</b>                                | <b>207</b>   | <b>202</b>   | <b>187</b>   | <b>187</b>   | <b>-0</b>               | <b>-15</b>              | <b>-7.4 %</b>         | <b>-20</b>              | <b>-9.5 %</b>         | <b>211</b>   |
| Medical/ Dental, other                        | 1            |              |              |              |                         |                         | -100.0 %              | -1                      | -100.0 %              |              |
| <b>Medical &amp; Dental</b>                   | <b>1</b>     |              |              |              |                         |                         | <b>-100.0 %</b>       | <b>-1</b>               | <b>-100.0 %</b>       |              |
| Nurse/ Midwife Manager                        | 14           | 15           | 12           | 11           | -0                      | -4                      | -24.8 %               | -3                      | -18.2 %               | 12           |
| Staff Nurse/ Staff Midwife                    | 42           | 39           | 34           | 35           | +1                      | -4                      | -10.5 %               | -7                      | -16.8 %               | 40           |
| <b>Nursing &amp; Midwifery</b>                | <b>56</b>    | <b>54</b>    | <b>46</b>    | <b>46</b>    | <b>+1</b>               | <b>-8</b>               | <b>-14.4 %</b>        | <b>-10</b>              | <b>-17.1 %</b>        | <b>52</b>    |
| Therapy Professions                           | 9            | 8            | 9            | 9            | -0                      | +0                      | 4.5 %                 | -1                      | -6.6 %                | 11           |
| Social Workers                                | 1            | 1            | 1            | 1            |                         |                         | 0.0 %                 |                         | 0.0 %                 | 1            |
| Pharmacy                                      | 2            | 2            | 2            | 2            | -0                      | -0                      | -7.2 %                | +0                      | 8.4 %                 | 3            |
| <b>Health &amp; Social Care Professionals</b> | <b>12</b>    | <b>12</b>    | <b>12</b>    | <b>12</b>    | <b>-0</b>               | <b>+0</b>               | <b>1.8 %</b>          | <b>-0</b>               | <b>-3.7 %</b>         | <b>15</b>    |
| Management (VIII & above)                     | 1            | 1            | 1            | 1            |                         |                         | 0.0 %                 |                         | 0.0 %                 | 1            |
| Administrative/ Supervisory (V to VII)        | 7            | 7            | 7            | 7            | -0                      | +0                      | 4.3 %                 | -0                      | -4.1 %                | 7            |
| Clerical (III & IV)                           | 12           | 10           | 12           | 12           | -0                      | +2                      | 18.0 %                | +0                      | 2.1 %                 | 15           |
| <b>Management &amp; Administrative</b>        | <b>20</b>    | <b>18</b>    | <b>20</b>    | <b>20</b>    | <b>-0</b>               | <b>+2</b>               | <b>11.9 %</b>         | <b>-0</b>               | <b>-0.2 %</b>         | <b>23</b>    |
| Support                                       | 34           | 34           | 33           | 31           | -1                      | -2                      | -6.2 %                | -2                      | -6.7 %                | 34           |
| Maintenance/ Technical                        | 4            | 4            | 3            | 3            | -0                      | -1                      | -25.0 %               | -1                      | -25.0 %               | 3            |
| <b>General Support</b>                        | <b>38</b>    | <b>38</b>    | <b>36</b>    | <b>34</b>    | <b>-1</b>               | <b>-3</b>               | <b>-8.2 %</b>         | <b>-3</b>               | <b>-8.6 %</b>         | <b>37</b>    |
| Health Care Assistants                        | 77           | 78           | 70           | 72           | +1                      | -7                      | -8.5 %                | -5                      | -6.9 %                | 79           |
| Care, other                                   | 3            | 3            | 3            | 3            | -0                      | +0                      | 12.5 %                | -0                      | -1.7 %                | 5            |
| <b>Patient &amp; Client Care</b>              | <b>80</b>    | <b>81</b>    | <b>73</b>    | <b>75</b>    | <b>+1</b>               | <b>-6</b>               | <b>-7.9 %</b>         | <b>-5</b>               | <b>-6.7 %</b>         | <b>84</b>    |

| Jan 2023                                      | WTE | WTE | WTE Dec 2022 | WTE Jan 2023 | WTE change since Dec 22 | WTE change since | % change since  | WTE change since | % change since  | No. Jan 2023 |
|---|-----|-----|--------------|--------------|-------------------------|------------------|-----------------|------------------|-----------------|--------------|
| <b>Overall</b>                                |     |     | <b>45</b>    | <b>43</b>    | <b>-3</b>               | <b>+43</b>       | <b>-100.0 %</b> | <b>+43</b>       | <b>-100.0 %</b> | <b>50</b>    |
| Consultants                                   |     |     | 2            | 2            | -0                      | +2               | -100.0 %        | +2               | -100.0 %        | 2            |
| Registrars                                    |     |     | 1            | 1            |                         | +1               | -100.0 %        | +1               | -100.0 %        | 1            |
| SHO/ Interns                                  |     |     | 1            | 1            | -0                      | +1               | -100.0 %        | +1               | -100.0 %        | 1            |
| <b>Medical &amp; Dental</b>                   |     |     | <b>4</b>     | <b>4</b>     | <b>-0</b>               | <b>+4</b>        | <b>-100.0 %</b> | <b>+4</b>        | <b>-100.0 %</b> | <b>4</b>     |
| Nurse/ Midwife Manager                        |     |     | 4            | 4            |                         | +4               | -100.0 %        | +4               | -100.0 %        | 4            |
| Nurse/ Midwife Specialist & AN/MP             |     |     | 7            | 7            | -1                      | +7               | -100.0 %        | +7               | -100.0 %        | 8            |
| Staff Nurse/ Staff Midwife                    |     |     | 16           | 15           | -1                      | +15              | -100.0 %        | +15              | -100.0 %        | 17           |
| <b>Nursing &amp; Midwifery</b>                |     |     | <b>27</b>    | <b>25</b>    | <b>-1</b>               | <b>+25</b>       | <b>-100.0 %</b> | <b>+25</b>       | <b>-100.0 %</b> | <b>29</b>    |
| Dietitians                                    |     |     | 1            | 1            | -0                      | +1               | -100.0 %        | +1               | -100.0 %        | 1            |
| Occupational Therapists                       |     |     | 1            | 1            | -0                      | +1               | -100.0 %        | +1               | -100.0 %        | 1            |
| Physiotherapists                              |     |     | 1            | 1            | -0                      | +1               | -100.0 %        | +1               | -100.0 %        | 1            |
| Speech & Language Therapists                  |     |     | 1            | 1            | -0                      | +1               | -100.0 %        | +1               | -100.0 %        | 1            |
| Therapy Professions                           |     |     | 3            | 2            | -0                      | +2               | -100.0 %        | +2               | -100.0 %        | 4            |
| Social Workers                                |     |     | 2            | 2            |                         | +2               | -100.0 %        | +2               | -100.0 %        | 2            |
| Pharmacy                                      |     |     | 0            | 0            |                         |                  | -100.0 %        |                  | -100.0 %        | 0            |
| <b>Health &amp; Social Care Professionals</b> |     |     | <b>5</b>     | <b>4</b>     | <b>-0</b>               | <b>+4</b>        | <b>-100.0 %</b> | <b>+4</b>        | <b>-100.0 %</b> | <b>6</b>     |
| Administrative/ Supervisory (V to VII)        |     |     | 1            | 1            |                         | +1               | -100.0 %        | +1               | -100.0 %        | 1            |
| Clerical (III & IV)                           |     |     | 2            | 2            |                         | +2               | -100.0 %        | +2               | -100.0 %        | 2            |
| <b>Management &amp; Administrative</b>        |     |     | <b>3</b>     | <b>3</b>     |                         | <b>+3</b>        | <b>-100.0 %</b> | <b>+3</b>        | <b>-100.0 %</b> | <b>3</b>     |
| Health Care Assistants                        |     |     | 7            | 7            | -1                      | +7               | -100.0 %        | +7               | -100.0 %        | 8            |
| <b>Patient &amp; Client Care</b>              |     |     | <b>7</b>     | <b>7</b>     | <b>-1</b>               | <b>+7</b>        | <b>-100.0 %</b> | <b>+7</b>        | <b>-100.0 %</b> | <b>8</b>     |

| Jan 2023                                      | WTE Dec 2020 | WTE Dec 2021 | WTE Dec 2022 | WTE Jan 2023 | WTE change since Dec 22 | WTE change since Dec 21 | % change since Dec 21 | WTE change since Dec 20 | % change since Dec 20 | No. Jan 2023 |
|---|--------------|--------------|--------------|--------------|-------------------------|-------------------------|-----------------------|-------------------------|-----------------------|--------------|
| <b>Overall</b>                                | <b>268</b>   | <b>271</b>   | <b>270</b>   | <b>271</b>   | <b>+1</b>               | <b>+0</b>               | <b>0.1 %</b>          | <b>+3</b>               | <b>1.1 %</b>          | <b>285</b>   |
| Registrars                                    | 1            | 1            | 1            | 1            |                         |                         | 0.0 %                 |                         | 0.0 %                 | 1            |
| Medical/ Dental, other                        | 1            | 1            | 1            | 1            |                         |                         | 0.0 %                 |                         | 0.0 %                 | 1            |
| <b>Medical &amp; Dental</b>                   | <b>2</b>     | <b>2</b>     | <b>2</b>     | <b>2</b>     |                         |                         | <b>0.0 %</b>          |                         | <b>0.0 %</b>          | <b>2</b>     |
| Nurse/ Midwife Manager                        | 17           | 20           | 21           | 21           |                         | +1                      | 5.1 %                 | +3                      | 18.2 %                | 21           |
| Staff Nurse/ Staff Midwife                    | 74           | 70           | 69           | 69           |                         | -1                      | -1.4 %                | -5                      | -6.8 %                | 70           |
| <b>Nursing &amp; Midwifery</b>                | <b>91</b>    | <b>89</b>    | <b>89</b>    | <b>89</b>    |                         |                         | <b>0.0 %</b>          | <b>-2</b>               | <b>-2.0 %</b>         | <b>91</b>    |
| Therapy Professions                           | 29           | 31           | 30           | 31           | +1                      | -0                      | -0.6 %                | +2                      | 6.7 %                 | 34           |
| Social Workers                                | 6            | 7            | 6            | 6            |                         | -1                      | -12.4 %               | +0                      | 3.4 %                 | 7            |
| Psychologists                                 | 1            | 1            |              |              |                         | -1                      | -100.0 %              | -1                      | -100.0 %              |              |
| <b>Health &amp; Social Care Professionals</b> | <b>35</b>    | <b>38</b>    | <b>36</b>    | <b>37</b>    | <b>+1</b>               | <b>-2</b>               | <b>-3.9 %</b>         | <b>+2</b>               | <b>4.6 %</b>          | <b>41</b>    |
| Management (VIII & above)                     | 1            | 1            | 1            | 1            |                         |                         | 0.0 %                 |                         | 0.0 %                 | 1            |
| Administrative/ Supervisory (V to VII)        | 5            | 7            | 9            | 9            |                         | +2                      | 31.2 %                | +4                      | 85.2 %                | 9            |
| Clerical (III & IV)                           | 9            | 9            | 7            | 7            |                         | -2                      | -22.6 %               | -2                      | -25.7 %               | 8            |
| <b>Management &amp; Administrative</b>        | <b>15</b>    | <b>17</b>    | <b>17</b>    | <b>17</b>    |                         | <b>+0</b>               | <b>0.8 %</b>          | <b>+2</b>               | <b>11.7 %</b>         | <b>18</b>    |
| Support                                       | 34           | 34           | 33           | 33           |                         | -0                      | -1.2 %                | -0                      | -0.8 %                | 37           |
| Maintenance/ Technical                        | 5            | 4            | 4            | 4            |                         |                         | 0.0 %                 | -1                      | -20.0 %               | 4            |
| <b>General Support</b>                        | <b>39</b>    | <b>38</b>    | <b>37</b>    | <b>37</b>    |                         | <b>-0</b>               | <b>-1.0 %</b>         | <b>-1</b>               | <b>-3.3 %</b>         | <b>41</b>    |
| Health Care Assistants                        | 85           | 86           | 88           | 88           |                         | +2                      | 2.4 %                 | +3                      | 3.6 %                 | 91           |
| Care, other                                   | 1            | 1            | 1            | 1            |                         |                         | 0.0 %                 | -1                      | -50.0 %               | 1            |
| <b>Patient &amp; Client Care</b>              | <b>86</b>    | <b>87</b>    | <b>89</b>    | <b>89</b>    |                         | <b>+2</b>               | <b>2.3 %</b>          | <b>+3</b>               | <b>2.9 %</b>          | <b>92</b>    |

## St John of God HQ

| Jan 2023                                      | WTE | WTE | WTE Dec 2022 | WTE Jan 2023 | WTE change since Dec 22 | WTE change since | % change since  | WTE change since | % change since  | No. Jan 2023 |
|---|-----|-----|--------------|--------------|-------------------------|------------------|-----------------|------------------|-----------------|--------------|
| <b>Overall</b>                                |     |     | <b>50</b>    | <b>50</b>    | <b>+0</b>               | <b>+50</b>       | <b>-100.0 %</b> | <b>+50</b>       | <b>-100.0 %</b> | <b>52</b>    |
| Clinical Nurse/ Midwife Manager               |     |     | 1            | 1            |                         | +1               | -100.0 %        | +1               | -100.0 %        | 1            |
| Nurse/ Midwife Manager                        |     |     | 1            | 1            |                         | +1               | -100.0 %        | +1               | -100.0 %        | 1            |
| <b>Nursing &amp; Midwifery</b>                |     |     | <b>1</b>     | <b>1</b>     |                         | <b>+1</b>        | <b>-100.0 %</b> | <b>+1</b>        | <b>-100.0 %</b> | <b>1</b>     |
| Social Care                                   |     |     | 1            | 1            |                         | +1               | -100.0 %        | +1               | -100.0 %        | 1            |
| Psychologists                                 |     |     | 2            | 2            |                         | +2               | -100.0 %        | +2               | -100.0 %        | 2            |
| <b>Health &amp; Social Care Professionals</b> |     |     | <b>2</b>     | <b>2</b>     |                         | <b>+2</b>        | <b>-100.0 %</b> | <b>+2</b>        | <b>-100.0 %</b> | <b>3</b>     |
| Management (VIII & above)                     |     |     | 13           | 12           | -1                      | +12              | -100.0 %        | +12              | -100.0 %        | 12           |
| Middle Management (V-VII)                     |     |     | 26           | 27           | +1                      | +27              | -100.0 %        | +27              | -100.0 %        | 28           |
| Administrative/ Supervisory (V to VII)        |     |     | 26           | 27           | +1                      | +27              | -100.0 %        | +27              | -100.0 %        | 28           |
| General Administrative (III & IV)             |     |     | 7            | 7            |                         | +7               | -100.0 %        | +7               | -100.0 %        | 7            |
| Clerical (III & IV)                           |     |     | 7            | 7            |                         | +7               | -100.0 %        | +7               | -100.0 %        | 7            |
| <b>Management &amp; Administrative</b>        |     |     | <b>46</b>    | <b>46</b>    | <b>+0</b>               | <b>+46</b>       | <b>-100.0 %</b> | <b>+46</b>       | <b>-100.0 %</b> | <b>47</b>    |
| Household Services                            |     |     | 1            | 1            |                         | +1               | -100.0 %        | +1               | -100.0 %        | 1            |
| Support                                       |     |     | 1            | 1            |                         | +1               | -100.0 %        | +1               | -100.0 %        | 1            |
| <b>General Support</b>                        |     |     | <b>1</b>     | <b>1</b>     |                         | <b>+1</b>        | <b>-100.0 %</b> | <b>+1</b>        | <b>-100.0 %</b> | <b>1</b>     |

# St. John of God (IDS)

| Jan 2023                                      | WTE Dec 2020 | WTE Dec 2021 | WTE Dec 2022 | WTE Jan 2023 | WTE change since Dec 22 | WTE change since Dec 21 | % change since Dec 21 | WTE change since Dec 20 | % change since Dec 20 | No. Jan 2023 |
|---|--------------|--------------|--------------|--------------|-------------------------|-------------------------|-----------------------|-------------------------|-----------------------|--------------|
| <b>Overall</b>                                | <b>468</b>   | <b>464</b>   | <b>425</b>   | <b>414</b>   | <b>-11</b>              | <b>-50</b>              | <b>-10.8 %</b>        | <b>-53</b>              | <b>-11.4 %</b>        | <b>496</b>   |
| Consultants                                   | 1            | 1            | 1            | 1            |                         |                         | 0.0 %                 |                         | 0.0 %                 | 1            |
| <b>Medical &amp; Dental</b>                   | <b>1</b>     | <b>1</b>     | <b>1</b>     | <b>1</b>     |                         |                         | <b>0.0 %</b>          |                         | <b>0.0 %</b>          | <b>1</b>     |
| Nurse/ Midwife Manager                        | 8            | 9            | 7            | 7            | +0                      | -1                      | -17.0 %               | -1                      | -7.0 %                | 8            |
| Staff Nurse/ Staff Midwife                    | 49           | 49           | 50           | 50           | -0                      | +1                      | 1.2 %                 | +1                      | 1.3 %                 | 59           |
| <b>Nursing &amp; Midwifery</b>                | <b>57</b>    | <b>58</b>    | <b>57</b>    | <b>57</b>    | <b>-0</b>               | <b>-1</b>               | <b>-1.6 %</b>         | <b>+0</b>               | <b>0.2 %</b>          | <b>67</b>    |
| Therapy Professions                           | 13           | 11           | 9            | 8            | -1                      | -3                      | -27.9 %               | -5                      | -40.1 %               | 9            |
| Social Care                                   | 159          | 163          | 160          | 151          | -9                      | -12                     | -7.1 %                | -8                      | -4.9 %                | 175          |
| Social Workers                                | 3            | 3            | 3            | 3            |                         |                         | 0.0 %                 |                         | 0.0 %                 | 3            |
| Psychologists                                 | 6            | 6            | 5            | 5            | +0                      | -1                      | -22.8 %               | -1                      | -23.0 %               | 5            |
| <b>Health &amp; Social Care Professionals</b> | <b>181</b>   | <b>183</b>   | <b>176</b>   | <b>167</b>   | <b>-9</b>               | <b>-16</b>              | <b>-8.8 %</b>         | <b>-14</b>              | <b>-8.0 %</b>         | <b>192</b>   |
| Management (VIII & above)                     | 14           | 15           | 9            | 3            | -6                      | -12                     | -80.2 %               | -11                     | -79.3 %               | 3            |
| Administrative/ Supervisory (V to VII)        | 27           | 26           | 8            | 9            | +1                      | -18                     | -67.0 %               | -18                     | -67.5 %               | 10           |
| Clerical (III & IV)                           | 19           | 17           | 7            | 12           | +5                      | -5                      | -29.5 %               | -6                      | -34.6 %               | 15           |
| <b>Management &amp; Administrative</b>        | <b>60</b>    | <b>59</b>    | <b>23</b>    | <b>24</b>    | <b>+0</b>               | <b>-35</b>              | <b>-59.3 %</b>        | <b>-36</b>              | <b>-60.1 %</b>        | <b>28</b>    |
| Support                                       | 12           | 12           | 15           | 15           | -0                      | +3                      | 23.7 %                | +3                      | 22.9 %                | 23           |
| Maintenance/ Technical                        | 5            | 5            | 5            | 5            |                         |                         | 0.0 %                 |                         | 0.0 %                 | 5            |
| <b>General Support</b>                        | <b>17</b>    | <b>17</b>    | <b>20</b>    | <b>20</b>    | <b>-0</b>               | <b>+3</b>               | <b>16.8 %</b>         | <b>+3</b>               | <b>16.2 %</b>         | <b>28</b>    |
| Health Care Assistants                        | 18           | 19           | 24           | 24           | -1                      | +5                      | 24.0 %                | +6                      | 32.8 %                | 30           |
| Care, other                                   | 134          | 127          | 123          | 122          | -2                      | -6                      | -4.5 %                | -12                     | -8.9 %                | 150          |
| <b>Patient &amp; Client Care</b>              | <b>151</b>   | <b>147</b>   | <b>148</b>   | <b>146</b>   | <b>-2</b>               | <b>-1</b>               | <b>-0.7 %</b>         | <b>-6</b>               | <b>-3.9 %</b>         | <b>180</b>   |

## St. John of God (MHS)

| Jan 2023                                      | WTE<br>Dec<br>2020 | WTE<br>Dec<br>2021 | WTE<br>Dec<br>2022 | WTE<br>Jan<br>2023 | WTE<br>change<br>since<br>Dec 22 | WTE<br>change<br>since<br>Dec 21 | % change<br>since Dec<br>21 | WTE<br>change<br>since<br>Dec 20 | % change<br>since Dec<br>20 | No. Jan<br>2023 |
|---|--------------------|--------------------|--------------------|--------------------|----------------------------------|----------------------------------|-----------------------------|----------------------------------|-----------------------------|-----------------|
| <b>Overall</b>                                | <b>236</b>         | <b>239</b>         | <b>246</b>         | <b>243</b>         | <b>-3</b>                        | <b>+4</b>                        | <b>1.8 %</b>                | <b>+7</b>                        | <b>2.9 %</b>                | <b>292</b>      |
| Consultants                                   | 20                 | 20                 | 24                 | 25                 | +1                               | +5                               | 23.5 %                      | +5                               | 24.9 %                      | 30              |
| Registrars                                    | 14                 | 19                 | 19                 | 17                 | -2                               | -3                               | -13.5 %                     | +2                               | 17.3 %                      | 21              |
| SHO/ Interns                                  | 8                  | 5                  | 6                  | 5                  | -1                               | +0                               | 4.6 %                       | -3                               | -34.6 %                     | 6               |
| <b>Medical &amp; Dental</b>                   | <b>42</b>          | <b>44</b>          | <b>49</b>          | <b>47</b>          | <b>-2</b>                        | <b>+2</b>                        | <b>5.3 %</b>                | <b>+5</b>                        | <b>11.0 %</b>               | <b>57</b>       |
| Nurse/ Midwife Manager                        | 16                 | 15                 | 15                 | 16                 | +1                               | +1                               | 9.7 %                       | +0                               | 0.2 %                       | 18              |
| Nurse/ Midwife Specialist & AN/MP             | 7                  | 9                  | 10                 | 10                 | +0                               | +1                               | 9.2 %                       | +3                               | 34.9 %                      | 12              |
| Staff Nurse/ Staff Midwife                    | 31                 | 33                 | 31                 | 31                 | +0                               | -2                               | -5.9 %                      | +1                               | 2.7 %                       | 38              |
| <b>Nursing &amp; Midwifery</b>                | <b>54</b>          | <b>57</b>          | <b>56</b>          | <b>58</b>          | <b>+2</b>                        | <b>+0</b>                        | <b>0.6 %</b>                | <b>+3</b>                        | <b>6.4 %</b>                | <b>68</b>       |
| Therapy Professions                           | 23                 | 22                 | 24                 | 23                 | -1                               | +1                               | 4.1 %                       | +0                               | 1.8 %                       | 30              |
| Social Care                                   | 28                 | 26                 | 28                 | 28                 | +0                               | +2                               | 7.4 %                       | +0                               | 0.8 %                       | 32              |
| Social Workers                                | 17                 | 18                 | 18                 | 18                 | -0                               | +0                               | 0.3 %                       | +1                               | 7.7 %                       | 20              |
| Psychologists                                 | 19                 | 19                 | 22                 | 22                 | -0                               | +3                               | 18.0 %                      | +3                               | 16.3 %                      | 28              |
| H&SC, Other                                   | 1                  | 1                  | 0                  | 0                  |                                  | -0                               | -20.0 %                     | -1                               | -51.0 %                     | 1               |
| <b>Health &amp; Social Care Professionals</b> | <b>87</b>          | <b>85</b>          | <b>93</b>          | <b>92</b>          | <b>-1</b>                        | <b>+6</b>                        | <b>7.2 %</b>                | <b>+5</b>                        | <b>5.2 %</b>                | <b>111</b>      |
| Management (VIII & above)                     | 2                  | 2                  | 2                  | 2                  |                                  |                                  | 0.0 %                       |                                  | 0.0 %                       | 2               |
| Administrative/ Supervisory (V to VII)        | 15                 | 13                 | 16                 | 14                 | -2                               | +0                               | 3.0 %                       | -1                               | -4.3 %                      | 17              |
| Clerical (III & IV)                           | 24                 | 24                 | 20                 | 21                 | +1                               | -3                               | -13.9 %                     | -3                               | -11.0 %                     | 24              |
| <b>Management &amp; Administrative</b>        | <b>40</b>          | <b>40</b>          | <b>38</b>          | <b>37</b>          | <b>-2</b>                        | <b>-3</b>                        | <b>-7.5 %</b>               | <b>-3</b>                        | <b>-8.0 %</b>               | <b>43</b>       |
| Support                                       | 6                  | 5                  | 4                  | 4                  | +0                               | -1                               | -25.0 %                     | -2                               | -39.0 %                     | 6               |
| Maintenance/ Technical                        | 4                  | 4                  | 3                  | 4                  | +1                               | -0                               | -5.5 %                      | -0                               | -5.5 %                      | 4               |
| <b>General Support</b>                        | <b>10</b>          | <b>9</b>           | <b>7</b>           | <b>8</b>           | <b>+1</b>                        | <b>-1</b>                        | <b>-16.4 %</b>              | <b>-3</b>                        | <b>-25.9 %</b>              | <b>10</b>       |
| Care, other                                   | 2                  | 3                  | 2                  | 3                  | +0                               | -0                               | -3.1 %                      | +0                               | 4.6 %                       | 3               |
| <b>Patient &amp; Client Care</b>              | <b>2</b>           | <b>3</b>           | <b>2</b>           | <b>3</b>           | <b>+0</b>                        | <b>-0</b>                        | <b>-3.1 %</b>               | <b>+0</b>                        | <b>4.6 %</b>                | <b>3</b>        |



## Sunbeam House Services

| Jan 2023                                      | WTE Dec 2020 | WTE Dec 2021 | WTE Dec 2022 | WTE Jan 2023 | WTE change since Dec 22 | WTE change since Dec 21 | % change since Dec 21 | WTE change since Dec 20 | % change since Dec 20 | No. Jan 2023 |
|---|--------------|--------------|--------------|--------------|-------------------------|-------------------------|-----------------------|-------------------------|-----------------------|--------------|
| <b>Overall</b>                                | <b>450</b>   | <b>491</b>   | <b>480</b>   | <b>486</b>   | <b>+6</b>               | <b>-5</b>               | <b>-1.0 %</b>         | <b>+36</b>              | <b>8.0 %</b>          | <b>542</b>   |
| Nurse/ Midwife Manager                        | 4            | 4            | 2            | 2            |                         | -2                      | -50.0 %               | -2                      | -50.0 %               | 2            |
| Staff Nurse/ Staff Midwife                    | 32           | 31           | 33           | 38           | +5                      | +7                      | 20.9 %                | +6                      | 17.9 %                | 41           |
| Nursing/ Midwifery other                      |              |              | 1            | 1            |                         | +1                      | -100.0 %              | +1                      | -100.0 %              | 1            |
| <b>Nursing &amp; Midwifery</b>                | <b>36</b>    | <b>35</b>    | <b>36</b>    | <b>41</b>    | <b>+5</b>               | <b>+6</b>               | <b>15.7 %</b>         | <b>+5</b>               | <b>13.1 %</b>         | <b>44</b>    |
| Therapy Professions                           | 2            | 5            | 4            | 4            | +0                      | -0                      | -3.9 %                | +2                      | 82.4 %                | 5            |
| Social Care                                   | 195          | 226          | 213          | 211          | -2                      | -15                     | -6.7 %                | +17                     | 8.6 %                 | 243          |
| Social Workers                                | 2            | 3            | 3            | 3            | +0                      |                         | 0.0 %                 | +1                      | 50.0 %                | 3            |
| <b>Health &amp; Social Care Professionals</b> | <b>199</b>   | <b>234</b>   | <b>220</b>   | <b>219</b>   | <b>-2</b>               | <b>-15</b>              | <b>-6.6 %</b>         | <b>+20</b>              | <b>9.9 %</b>          | <b>251</b>   |
| Management (VIII & above)                     | 9            | 9            | 10           | 10           |                         | +1                      | 11.1 %                | +1                      | 11.1 %                | 10           |
| Administrative/ Supervisory (V to VII)        | 9            | 13           | 13           | 13           | +0                      | -0                      | -0.3 %                | +4                      | 49.8 %                | 13           |
| Clerical (III & IV)                           | 25           | 24           | 26           | 25           | -1                      | +1                      | 3.1 %                 | +1                      | 2.1 %                 | 27           |
| <b>Management &amp; Administrative</b>        | <b>42</b>    | <b>46</b>    | <b>49</b>    | <b>48</b>    | <b>-1</b>               | <b>+2</b>               | <b>3.7 %</b>          | <b>+6</b>               | <b>13.8 %</b>         | <b>50</b>    |
| Support                                       | 8            | 2            | 2            | 2            |                         |                         | 0.0 %                 | -6                      | -74.8 %               | 2            |
| Maintenance/ Technical                        |              | 2            | 3            | 3            |                         | +1                      | 50.0 %                | +3                      | -100.0 %              | 3            |
| <b>General Support</b>                        | <b>8</b>     | <b>4</b>     | <b>5</b>     | <b>5</b>     |                         | <b>+1</b>               | <b>25.0 %</b>         | <b>-3</b>               | <b>-37.1 %</b>        | <b>5</b>     |
| Health Care Assistants                        | 65           | 75           | 75           | 77           | +2                      | +2                      | 2.8 %                 | +12                     | 18.0 %                | 86           |
| Care, other                                   | 99           | 96           | 95           | 96           | +1                      | -0                      | -0.0 %                | -3                      | -2.9 %                | 106          |
| <b>Patient &amp; Client Care</b>              | <b>164</b>   | <b>171</b>   | <b>170</b>   | <b>173</b>   | <b>+3</b>               | <b>+2</b>               | <b>1.2 %</b>          | <b>+9</b>               | <b>5.4 %</b>          | <b>192</b>   |

# CHO 6 Employment by Grade Group & Staff Category: January 2023

| Jan 2023                                     | WTE Dec 2020 | WTE Dec 2021 | WTE Dec 2022 | WTE Jan 2023 | WTE change since Dec 22 | WTE change since Dec 21 | % change since Dec 21 | WTE change since Dec 20 | % change since Dec 20 | No. Jan 2023 |
|--|--------------|--------------|--------------|--------------|-------------------------|-------------------------|-----------------------|-------------------------|-----------------------|--------------|
| <b>Overall</b>                               | <b>3,465</b> | <b>3,561</b> | <b>3,620</b> | <b>3,628</b> | <b>+8</b>               | <b>+67</b>              | <b>1.9 %</b>          | <b>+163</b>             | <b>4.7 %</b>          | <b>4,194</b> |
| Consultant Dentistry                         | 6            | 6            | 6            | 6            |                         | +0                      | 0.6 %                 | +0                      | 0.6 %                 | 8            |
| Consultant Medicine                          | 1            | 1            | 3            | 3            | -0                      | +2                      | 153.0 %               | +2                      | 153.0 %               | 3            |
| Consultant Psychiatry                        | 43           | 44           | 48           | 50           | +2                      | +6                      | 12.8 %                | +7                      | 15.3 %                | 56           |
| Consultant Radiology                         | 1            | 1            | 1            | 1            |                         |                         | 0.0 %                 |                         | 0.0 %                 | 1            |
| <b>Consultants</b>                           | <b>51</b>    | <b>52</b>    | <b>58</b>    | <b>60</b>    | <b>+2</b>               | <b>+7</b>               | <b>13.8 %</b>         | <b>+8</b>               | <b>15.9 %</b>         | <b>68</b>    |
| Registrar                                    | 34           | 39           | 51           | 49           | -1                      | +10                     | 26.0 %                | +15                     | 44.2 %                | 55           |
| Senior Registrar                             | 9            | 11           | 12           | 11           | -0                      | +0                      | 4.4 %                 | +3                      | 29.7 %                | 13           |
| Specialist Registrar                         | 1            | 1            | 1            | 1            |                         |                         | 0.0 %                 |                         | 0.0 %                 | 1            |
| <b>Registrars</b>                            | <b>44</b>    | <b>51</b>    | <b>63</b>    | <b>62</b>    | <b>-2</b>               | <b>+11</b>              | <b>21.0 %</b>         | <b>+18</b>              | <b>40.4 %</b>         | <b>69</b>    |
| Senior House Officer                         | 20           | 19           | 16           | 15           | -1                      | -3                      | -17.7 %               | -4                      | -21.9 %               | 22           |
| <b>SHO/ Interns</b>                          | <b>20</b>    | <b>19</b>    | <b>16</b>    | <b>15</b>    | <b>-1</b>               | <b>-3</b>               | <b>-17.7 %</b>        | <b>-4</b>               | <b>-21.9 %</b>        | <b>22</b>    |
| Dentists                                     | 25           | 27           | 26           | 27           | +1                      | -0                      | -0.3 %                | +3                      | 10.1 %                | 38           |
| Other Medical                                | 20           | 17           | 22           | 22           | +0                      | +5                      | 28.1 %                | +2                      | 10.5 %                | 33           |
| <b>Medical/ Dental, other</b>                | <b>45</b>    | <b>45</b>    | <b>49</b>    | <b>50</b>    | <b>+1</b>               | <b>+5</b>               | <b>10.8 %</b>         | <b>+5</b>               | <b>10.3 %</b>         | <b>71</b>    |
| <b>Medical &amp; Dental</b>                  | <b>160</b>   | <b>167</b>   | <b>186</b>   | <b>186</b>   | <b>-0</b>               | <b>+19</b>              | <b>11.7 %</b>         | <b>+26</b>              | <b>16.4 %</b>         | <b>230</b>   |
| Clinical Nurse/ Midwife Manager              | 158          | 160          | 157          | 156          | -1                      | -4                      | -2.5 %                | -2                      | -1.6 %                | 165          |
| Director Nursing/Midwifery, Assistant        | 34           | 27           | 37           | 41           | +3                      | +13                     | 49.3 %                | +7                      | 20.2 %                | 43           |
| Director of Nursing/Midwifery                | 13           | 14           | 16           | 16           | +0                      | +3                      | 18.3 %                | +3                      | 20.9 %                | 17           |
| <b>Nurse/ Midwife Manager</b>                | <b>206</b>   | <b>201</b>   | <b>210</b>   | <b>213</b>   | <b>+3</b>               | <b>+12</b>              | <b>6.0 %</b>          | <b>+7</b>               | <b>3.5 %</b>          | <b>225</b>   |
| Advanced Nurse/ Midwife Practitioner         | 6            | 5            | 5            | 6            | +1                      | +1                      | 16.4 %                | +1                      | 13.5 %                | 7            |
| Clinical Nurse/ Midwife Specialist           | 19           | 23           | 32           | 32           | +1                      | +9                      | 41.0 %                | +14                     | 73.5 %                | 38           |
| <b>Nurse/ Midwife Specialist &amp; AN/MP</b> | <b>24</b>    | <b>28</b>    | <b>37</b>    | <b>38</b>    | <b>+2</b>               | <b>+10</b>              | <b>36.3 %</b>         | <b>+14</b>              | <b>59.8 %</b>         | <b>45</b>    |
| Staff Nurse [Intellectual Disability]        | 53           | 95           | 78           | 83           | +5                      | -12                     | -12.7 %               | +30                     | 55.6 %                | 90           |
| Staff Nurse [Psychiatric]                    | 125          | 125          | 125          | 125          | -0                      | +0                      | 0.1 %                 | +0                      | 0.3 %                 | 138          |
| Staff Nurses [General/ Children's]           | 376          | 329          | 353          | 354          | +2                      | +25                     | 7.7 %                 | -22                     | -5.8 %                | 399          |
| Staff Midwives                               |              |              |              | 1            | +1                      | +1                      | -100.0 %              | +1                      | -100.0 %              | 1            |
| <b>Staff Nurse/ Staff Midwife</b>            | <b>554</b>   | <b>549</b>   | <b>556</b>   | <b>563</b>   | <b>+8</b>               | <b>+14</b>              | <b>2.6 %</b>          | <b>+9</b>               | <b>1.6 %</b>          | <b>628</b>   |
| <b>Public Health Nurse</b>                   | <b>112</b>   | <b>110</b>   | <b>99</b>    | <b>97</b>    | <b>-2</b>               | <b>-13</b>              | <b>-11.8 %</b>        | <b>-15</b>              | <b>-13.4 %</b>        | <b>115</b>   |
| Pre-registration Nurse/ Midwife Intern       |              |              |              | 0            | +0                      | +0                      | -100.0 %              | +0                      | -100.0 %              | 1            |
| Post-registration Nurse/ Midwife Student     | 15           | 11           | 7            | 7            | -0                      | -4                      | -36.4 %               | -8                      | -53.0 %               | 7            |
| Nursing/ Midwifery awaiting registration     | 1            | 1            |              |              |                         | -1                      | -100.0 %              | -1                      | -100.0 %              |              |
| <b>Nursing/ Midwifery Student</b>            | <b>16</b>    | <b>12</b>    | <b>7</b>     | <b>7</b>     | <b>-0</b>               | <b>-5</b>               | <b>-40.5 %</b>        | <b>-9</b>               | <b>-55.2 %</b>        | <b>8</b>     |
| Nursing Education/Clinical                   | 3            | 4            | 5            | 5            | +0                      | +1                      | 30.8 %                | +2                      | 61.3 %                | 5            |
| <b>Nursing/ Midwifery other</b>              | <b>3</b>     | <b>4</b>     | <b>5</b>     | <b>5</b>     | <b>+0</b>               | <b>+1</b>               | <b>30.8 %</b>         | <b>+2</b>               | <b>61.3 %</b>         | <b>5</b>     |
| <b>Nursing &amp; Midwifery</b>               | <b>915</b>   | <b>904</b>   | <b>913</b>   | <b>923</b>   | <b>+10</b>              | <b>+20</b>              | <b>2.2 %</b>          | <b>+9</b>               | <b>0.9 %</b>          | <b>1,026</b> |
| Dietitians                                   | 16           | 13           | 22           | 21           | -1                      | +8                      | 58.5 %                | +5                      | 28.4 %                | 27           |
| Occupational Therapists                      | 93           | 93           | 99           | 99           | +0                      | +6                      | 6.4 %                 | +6                      | 6.6 %                 | 120          |
| Orthoptists                                  |              | 1            | 2            | 2            | +0                      | +1                      | 100.0 %               | +2                      | -100.0 %              | 2            |
| Physiotherapists                             | 59           | 66           | 68           | 68           | +0                      | +2                      | 2.5 %                 | +9                      | 15.7 %                | 83           |
| Podiatrists & Chiropodists                   | 4            | 3            | 2            | 2            | +0                      | -0                      | -18.2 %               | -2                      | -47.5 %               | 3            |
| Speech & Language Therapists                 | 65           | 59           | 59           | 60           | +1                      | +2                      | 2.6 %                 | -5                      | -7.6 %                | 73           |
| <b>Therapy Professions</b>                   | <b>238</b>   | <b>235</b>   | <b>252</b>   | <b>253</b>   | <b>+1</b>               | <b>+17</b>              | <b>7.4 %</b>          | <b>+15</b>              | <b>6.4 %</b>          | <b>308</b>   |
| Medical Science                              | 18           | 16           | 14           | 16           | +1                      | -0                      | -2.9 %                | -2                      | -10.1 %               | 18           |
| Radiographers                                | 2            | 2            | 2            | 3            | +0                      | +1                      | 66.7 %                | +0                      | 5.5 %                 | 4            |
| <b>Health Science/ Diagnostics</b>           | <b>20</b>    | <b>18</b>    | <b>17</b>    | <b>18</b>    | <b>+1</b>               | <b>+1</b>               | <b>3.0 %</b>          | <b>-2</b>               | <b>-8.2 %</b>         | <b>22</b>    |
| <b>Social Care</b>                           | <b>392</b>   | <b>426</b>   | <b>413</b>   | <b>403</b>   | <b>-10</b>              | <b>-24</b>              | <b>-5.5 %</b>         | <b>+11</b>              | <b>2.8 %</b>          | <b>463</b>   |

| Jan 2023                                      | WTE<br>Dec<br>2020 | WTE<br>Dec<br>2021 | WTE<br>Dec<br>2022 | WTE<br>Jan<br>2023 | WTE<br>change<br>since<br>Dec 22 | WTE<br>change<br>since<br>Dec 21 | % change<br>since Dec<br>21 | WTE<br>change<br>since<br>Dec 20 | % change<br>since Dec<br>20 | No. Jan<br>2023 |
|---|--------------------|--------------------|--------------------|--------------------|----------------------------------|----------------------------------|-----------------------------|----------------------------------|-----------------------------|-----------------|
| <b>Overall</b>                                | <b>3,465</b>       | <b>3,561</b>       | <b>3,620</b>       | <b>3,628</b>       | <b>+8</b>                        | <b>+67</b>                       | <b>1.9 %</b>                | <b>+163</b>                      | <b>4.7 %</b>                | <b>4,194</b>    |
| <b>Social Workers</b>                         | <b>54</b>          | <b>60</b>          | <b>71</b>          | <b>71</b>          | <b>+0</b>                        | <b>+12</b>                       | <b>19.4 %</b>               | <b>+17</b>                       | <b>31.7 %</b>               | <b>80</b>       |
| <b>Psychologists</b>                          | <b>66</b>          | <b>66</b>          | <b>68</b>          | <b>66</b>          | <b>-1</b>                        | <b>+0</b>                        | <b>0.1 %</b>                | <b>+0</b>                        | <b>0.0 %</b>                | <b>82</b>       |
| Pharmacists                                   | 3                  | 6                  | 8                  | 8                  | +0                               | +2                               | 27.5 %                      | +5                               | 173.1 %                     | 10              |
| Pharmacy Technicians                          | 1                  | 1                  | 1                  | 1                  | +0                               |                                  | 0.0 %                       |                                  | 0.0 %                       | 1               |
| <b>Pharmacy</b>                               | <b>4</b>           | <b>7</b>           | <b>9</b>           | <b>9</b>           | <b>+0</b>                        | <b>+2</b>                        | <b>23.7 %</b>               | <b>+5</b>                        | <b>128.7 %</b>              | <b>11</b>       |
| Counsellor Therapists                         | 4                  | 6                  | 6                  | 7                  | +1                               | +1                               | 16.9 %                      | +3                               | 66.4 %                      | 7               |
| Dental Hygienists                             | 4                  | 5                  | 5                  | 5                  | +0                               | -0                               | -5.4 %                      | +1                               | 31.0 %                      | 6               |
| Other Health & Social Care                    | 2                  | 2                  | 5                  | 6                  | +1                               | +4                               | 174.9 %                     | +4                               | 250.6 %                     | 7               |
| Play Therapists/ Specialists                  | 0                  | 1                  | 0                  | 0                  |                                  | -0                               | -20.0 %                     |                                  | 0.0 %                       | 1               |
| Vaccinators                                   |                    | 1                  |                    |                    |                                  | -1                               | -100.0 %                    |                                  | -100.0 %                    |                 |
| <b>H&amp;SC, Other</b>                        | <b>10</b>          | <b>15</b>          | <b>17</b>          | <b>19</b>          | <b>+2</b>                        | <b>+4</b>                        | <b>23.4 %</b>               | <b>+8</b>                        | <b>81.7 %</b>               | <b>21</b>       |
| <b>Health &amp; Social Care Professionals</b> | <b>785</b>         | <b>828</b>         | <b>847</b>         | <b>840</b>         | <b>-7</b>                        | <b>+11</b>                       | <b>1.4 %</b>                | <b>+55</b>                       | <b>7.0 %</b>                | <b>987</b>      |
| Executive Management                          | 24                 | 24                 | 34                 | 26                 | -8                               | +1                               | 4.4 %                       | +2                               | 7.9 %                       | 27              |
| Senior Management (VIII & GM)                 | 46                 | 58                 | 61                 | 62                 | +0                               | +4                               | 7.0 %                       | +16                              | 34.7 %                      | 66              |
| <b>Management (VIII &amp; above)</b>          | <b>69</b>          | <b>82</b>          | <b>95</b>          | <b>87</b>          | <b>-8</b>                        | <b>+5</b>                        | <b>6.2 %</b>                | <b>+18</b>                       | <b>25.6 %</b>               | <b>93</b>       |
| Middle Management (V-VII)                     | 166                | 194                | 241                | 245                | +4                               | +52                              | 26.9 %                      | +79                              | 47.7 %                      | 270             |
| <b>Administrative/ Supervisory (V to VII)</b> | <b>166</b>         | <b>194</b>         | <b>241</b>         | <b>245</b>         | <b>+4</b>                        | <b>+52</b>                       | <b>26.9 %</b>               | <b>+79</b>                       | <b>47.7 %</b>               | <b>270</b>      |
| <b>Clerical (III &amp; IV)</b>                | <b>260</b>         | <b>253</b>         | <b>259</b>         | <b>266</b>         | <b>+7</b>                        | <b>+13</b>                       | <b>5.2 %</b>                | <b>+6</b>                        | <b>2.4 %</b>                | <b>311</b>      |
| <b>Management &amp; Administrative</b>        | <b>496</b>         | <b>529</b>         | <b>596</b>         | <b>599</b>         | <b>+3</b>                        | <b>+70</b>                       | <b>13.3 %</b>               | <b>+103</b>                      | <b>20.8 %</b>               | <b>674</b>      |
| Catering                                      | 25                 | 26                 | 24                 | 25                 | +1                               | -1                               | -5.5 %                      | -1                               | -3.3 %                      | 28              |
| Household Services                            | 123                | 117                | 107                | 109                | +1                               | -8                               | -6.9 %                      | -14                              | -11.4 %                     | 128             |
| Other Support                                 | 20                 | 19                 | 24                 | 23                 | -1                               | +4                               | 21.2 %                      | +3                               | 13.2 %                      | 35              |
| Portering                                     | 23                 | 24                 | 21                 | 21                 | +1                               | -3                               | -12.6 %                     | -2                               | -7.2 %                      | 24              |
| Other Labs & Associated                       | 1                  | 1                  | 1                  | 1                  | +0                               | +0                               | 6.3 %                       | -0                               | -15.0 %                     | 1               |
| <b>Support</b>                                | <b>192</b>         | <b>187</b>         | <b>177</b>         | <b>178</b>         | <b>+2</b>                        | <b>-8</b>                        | <b>-4.5 %</b>               | <b>-14</b>                       | <b>-7.2 %</b>               | <b>216</b>      |
| Maintenance                                   | 22                 | 18                 | 17                 | 18                 | +0                               | -0                               | -1.2 %                      | -4                               | -19.2 %                     | 20              |
| Technical Services                            |                    | 5                  | 5                  | 5                  |                                  |                                  | 0.0 %                       | +5                               | -100.0 %                    | 5               |
| <b>Maintenance/ Technical</b>                 | <b>22</b>          | <b>23</b>          | <b>22</b>          | <b>23</b>          | <b>+0</b>                        | <b>-0</b>                        | <b>-1.0 %</b>               | <b>+1</b>                        | <b>3.5 %</b>                | <b>25</b>       |
| <b>General Support</b>                        | <b>214</b>         | <b>210</b>         | <b>199</b>         | <b>201</b>         | <b>+2</b>                        | <b>-9</b>                        | <b>-4.1 %</b>               | <b>-13</b>                       | <b>-6.1 %</b>               | <b>241</b>      |
| Health & Social Care Assistants               | 15                 | 11                 | 12                 | 12                 | +0                               | +1                               | 11.9 %                      | -3                               | -18.4 %                     | 14              |
| Attendant/ Aide                               | 57                 | 76                 | 26                 | 26                 | +0                               | -50                              | -65.6 %                     | -31                              | -54.2 %                     | 32              |
| Health Care Assistant/ Care Assistant         | 494                | 508                | 519                | 518                | -1                               | +10                              | 1.9 %                       | +24                              | 4.8 %                       | 580             |
| <b>Health Care Assistants</b>                 | <b>566</b>         | <b>595</b>         | <b>556</b>         | <b>556</b>         | <b>-0</b>                        | <b>-39</b>                       | <b>-6.5 %</b>               | <b>-10</b>                       | <b>-1.7 %</b>               | <b>626</b>      |
| Other Care Grades                             | 105                | 116                | 112                | 110                | -2                               | -6                               | -4.8 %                      | +5                               | 4.4 %                       | 158             |
| Pastoral Care                                 | 5                  | 4                  | 4                  | 4                  | +0                               |                                  | 0.0 %                       | -1                               | -15.6 %                     | 7               |
| Workshop Services                             | 218                | 209                | 206                | 206                | -0                               | -3                               | -1.3 %                      | -12                              | -5.3 %                      | 242             |
| Health Promotion                              | 2                  | 1                  | 1                  | 2                  | +1                               | +1                               | 60.0 %                      | -1                               | -35.2 %                     | 2               |
| Home Care Services                            |                    |                    | 1                  | 1                  | +0                               | +1                               | -100.0 %                    | +1                               | -100.0 %                    | 1               |
| <b>Care, other</b>                            | <b>330</b>         | <b>329</b>         | <b>324</b>         | <b>323</b>         | <b>-1</b>                        | <b>-7</b>                        | <b>-2.0 %</b>               | <b>-8</b>                        | <b>-2.3 %</b>               | <b>410</b>      |
| <b>Patient &amp; Client Care</b>              | <b>896</b>         | <b>924</b>         | <b>880</b>         | <b>879</b>         | <b>-1</b>                        | <b>-45</b>                       | <b>-4.9 %</b>               | <b>-17</b>                       | <b>-1.9 %</b>               | <b>1,036</b>    |

# CHO 6 HSE Employment by Grade Group & Staff Category: January 2023

| Jan 2023                                     | WTE Dec 2020 | WTE Dec 2021 | WTE Dec 2022 | WTE Jan 2023 | WTE change since Dec 22 | WTE change since Dec 21 | % change since Dec 21 | WTE change since Dec 20 | % change since Dec 20 | No. Jan 2023 |
|--|--------------|--------------|--------------|--------------|-------------------------|-------------------------|-----------------------|-------------------------|-----------------------|--------------|
| <b>Overall</b>                               | <b>1,689</b> | <b>1,744</b> | <b>1,772</b> | <b>1,791</b> | <b>+19</b>              | <b>+47</b>              | <b>2.7 %</b>          | <b>+102</b>             | <b>6.0 %</b>          | <b>2,039</b> |
| Consultant Dentistry                         | 3            | 3            | 3            | 3            |                         | +0                      | 1.5 %                 | +0                      | 1.5 %                 | 3            |
| Consultant Medicine                          | 1            | 1            | 1            | 1            |                         |                         | 0.0 %                 |                         | 0.0 %                 | 1            |
| Consultant Psychiatry                        | 22           | 23           | 23           | 24           | +1                      | +1                      | 4.0 %                 | +2                      | 7.6 %                 | 25           |
| <b>Consultants</b>                           | <b>26</b>    | <b>27</b>    | <b>27</b>    | <b>28</b>    | <b>+1</b>               | <b>+1</b>               | <b>3.6 %</b>          | <b>+2</b>               | <b>6.7 %</b>          | <b>29</b>    |
| Registrar                                    | 27           | 28           | 39           | 38           | -0                      | +11                     | 39.3 %                | +12                     | 44.3 %                | 41           |
| Senior Registrar                             | 1            | 2            | 2            | 3            | +1                      | +1                      | 47.0 %                | +2                      | 194.0 %               | 3            |
| <b>Registrars</b>                            | <b>28</b>    | <b>30</b>    | <b>41</b>    | <b>41</b>    | <b>+0</b>               | <b>+12</b>              | <b>39.8 %</b>         | <b>+14</b>              | <b>49.8 %</b>         | <b>44</b>    |
| <b>SHO/ Interns</b>                          | <b>5</b>     | <b>7</b>     | <b>3</b>     | <b>3</b>     | <b>+0</b>               | <b>-4</b>               | <b>-57.1 %</b>        | <b>-2</b>               | <b>-40.0 %</b>        | <b>3</b>     |
| Dentists                                     | 25           | 27           | 26           | 27           | +1                      | -0                      | -0.3 %                | +3                      | 10.1 %                | 38           |
| Other Medical                                | 18           | 16           | 21           | 21           | +0                      | +5                      | 29.8 %                | +3                      | 17.2 %                | 32           |
| <b>Medical/ Dental, other</b>                | <b>43</b>    | <b>44</b>    | <b>48</b>    | <b>49</b>    | <b>+1</b>               | <b>+5</b>               | <b>11.0 %</b>         | <b>+6</b>               | <b>13.1 %</b>         | <b>70</b>    |
| <b>Medical &amp; Dental</b>                  | <b>102</b>   | <b>107</b>   | <b>118</b>   | <b>121</b>   | <b>+2</b>               | <b>+14</b>              | <b>12.7 %</b>         | <b>+19</b>              | <b>18.8 %</b>         | <b>146</b>   |
| Clinical Nurse/ Midwife Manager              | 101          | 98           | 97           | 97           | -1                      | -1                      | -1.3 %                | -4                      | -4.3 %                | 101          |
| Director Nursing/Midwifery, Assistant        | 27           | 21           | 30           | 33           | +3                      | +11                     | 52.6 %                | +6                      | 23.0 %                | 34           |
| Director of Nursing/Midwifery                | 9            | 9            | 11           | 11           | +0                      | +2                      | 21.8 %                | +2                      | 25.3 %                | 12           |
| <b>Nurse/ Midwife Manager</b>                | <b>136</b>   | <b>129</b>   | <b>138</b>   | <b>141</b>   | <b>+2</b>               | <b>+12</b>              | <b>9.3 %</b>          | <b>+4</b>               | <b>3.0 %</b>          | <b>147</b>   |
| Advanced Nurse/ Midwife Practitioner         | 4            | 3            | 2            | 3            | +1                      | -0                      | -1.2 %                | -0                      | -5.1 %                | 4            |
| Clinical Nurse/ Midwife Specialist           | 13           | 16           | 17           | 18           | +1                      | +3                      | 17.3 %                | +5                      | 40.0 %                | 21           |
| <b>Nurse/ Midwife Specialist &amp; AN/MP</b> | <b>17</b>    | <b>19</b>    | <b>20</b>    | <b>22</b>    | <b>+2</b>               | <b>+3</b>               | <b>14.1 %</b>         | <b>+5</b>               | <b>30.5 %</b>         | <b>25</b>    |
| Staff Nurse [Intellectual Disability]        | 12           | 9            | 11           | 12           | +0                      | +3                      | 33.4 %                | -0                      | -2.7 %                | 13           |
| Staff Nurse [Psychiatric]                    | 94           | 91           | 91           | 90           | -1                      | -1                      | -1.6 %                | -4                      | -4.3 %                | 96           |
| Staff Nurses [General/ Children's]           | 198          | 201          | 201          | 203          | +2                      | +2                      | 1.2 %                 | +5                      | 2.4 %                 | 232          |
| Staff Midwives                               |              |              |              | 1            | +1                      | +1                      | -100.0 %              | +1                      | -100.0 %              | 1            |
| <b>Staff Nurse/ Staff Midwife</b>            | <b>304</b>   | <b>301</b>   | <b>303</b>   | <b>306</b>   | <b>+3</b>               | <b>+5</b>               | <b>1.6 %</b>          | <b>+1</b>               | <b>0.5 %</b>          | <b>342</b>   |
| <b>Public Health Nurse</b>                   | <b>112</b>   | <b>110</b>   | <b>99</b>    | <b>97</b>    | <b>-2</b>               | <b>-13</b>              | <b>-11.8 %</b>        | <b>-15</b>              | <b>-13.4 %</b>        | <b>115</b>   |
| Pre-registration Nurse/ Midwife Intern       |              |              |              | 0            | +0                      | +0                      | -100.0 %              | +0                      | -100.0 %              | 1            |
| Post-registration Nurse/ Midwife Student     | 15           | 11           | 7            | 7            | -0                      | -4                      | -36.4 %               | -8                      | -53.0 %               | 7            |
| Nursing/ Midwifery awaiting registration     | 1            | 1            |              |              |                         | -1                      | -100.0 %              | -1                      | -100.0 %              |              |
| <b>Nursing/ Midwifery Student</b>            | <b>16</b>    | <b>12</b>    | <b>7</b>     | <b>7</b>     | <b>-0</b>               | <b>-5</b>               | <b>-40.5 %</b>        | <b>-9</b>               | <b>-55.2 %</b>        | <b>8</b>     |
| <b>Nursing/ Midwifery other</b>              | <b>3</b>     | <b>4</b>     | <b>4</b>     | <b>4</b>     | <b>+0</b>               | <b>+0</b>               | <b>3.8 %</b>          | <b>+1</b>               | <b>28.0 %</b>         | <b>4</b>     |
| <b>Nursing &amp; Midwifery</b>               | <b>588</b>   | <b>574</b>   | <b>571</b>   | <b>576</b>   | <b>+5</b>               | <b>+2</b>               | <b>0.3 %</b>          | <b>-12</b>              | <b>-2.1 %</b>         | <b>641</b>   |
| Dietitians                                   | 14           | 11           | 19           | 19           | -1                      | +7                      | 61.6 %                | +5                      | 36.5 %                | 23           |
| Occupational Therapists                      | 60           | 60           | 63           | 66           | +2                      | +5                      | 9.1 %                 | +6                      | 9.6 %                 | 79           |
| Orthoptists                                  |              | 1            | 2            | 2            | +0                      | +1                      | 100.0 %               | +2                      | -100.0 %              | 2            |
| Physiotherapists                             | 39           | 43           | 46           | 46           | -0                      | +3                      | 7.4 %                 | +8                      | 20.2 %                | 58           |
| Podiatrists & Chiropodists                   | 3            | 2            | 2            | 2            | +0                      |                         | 0.0 %                 | -1                      | -33.3 %               | 2            |
| Speech & Language Therapists                 | 45           | 39           | 40           | 40           | +1                      | +1                      | 2.8 %                 | -4                      | -9.6 %                | 50           |
| <b>Therapy Professions</b>                   | <b>160</b>   | <b>157</b>   | <b>173</b>   | <b>175</b>   | <b>+2</b>               | <b>+18</b>              | <b>11.4 %</b>         | <b>+15</b>              | <b>9.5 %</b>          | <b>214</b>   |
| Medical Science                              | 18           | 16           | 14           | 16           | +1                      | -0                      | -2.9 %                | -2                      | -10.1 %               | 18           |
| Radiographers                                | 1            |              | 1            | 1            | +0                      | +1                      | -100.0 %              | +0                      | 14.9 %                | 1            |
| <b>Health Science/ Diagnostics</b>           | <b>19</b>    | <b>16</b>    | <b>15</b>    | <b>17</b>    | <b>+1</b>               | <b>+1</b>               | <b>3.2 %</b>          | <b>-2</b>               | <b>-8.9 %</b>         | <b>19</b>    |
| <b>Social Care</b>                           | <b>11</b>    | <b>11</b>    | <b>11</b>    | <b>11</b>    | <b>+0</b>               | <b>+0</b>               | <b>1.8 %</b>          | <b>+1</b>               | <b>7.8 %</b>          | <b>12</b>    |
| <b>Social Workers</b>                        | <b>25</b>    | <b>29</b>    | <b>39</b>    | <b>39</b>    | <b>+0</b>               | <b>+10</b>              | <b>36.4 %</b>         | <b>+14</b>              | <b>53.3 %</b>         | <b>44</b>    |
| <b>Psychologists</b>                         | <b>41</b>    | <b>41</b>    | <b>39</b>    | <b>38</b>    | <b>-1</b>               | <b>-3</b>               | <b>-6.9 %</b>         | <b>-3</b>               | <b>-6.4 %</b>         | <b>47</b>    |
| <b>Pharmacy</b>                              | <b>2</b>     | <b>5</b>     | <b>7</b>     | <b>7</b>     | <b>+0</b>               | <b>+2</b>               | <b>37.5 %</b>         | <b>+5</b>               | <b>243.0 %</b>        | <b>8</b>     |
| Counsellor Therapists                        | 4            | 6            | 6            | 7            | +1                      | +1                      | 16.9 %                | +3                      | 66.4 %                | 7            |
| Dental Hygienists                            | 3            | 5            | 5            | 5            | +0                      | -0                      | -5.9 %                | +1                      | 35.6 %                | 5            |
| Other Health & Social Care                   | 1            | 2            | 5            | 6            | +1                      | +4                      | 174.9 %               | +5                      | 387.5 %               | 7            |
| Vaccinators                                  |              | 1            |              |              |                         | -1                      | -100.0 %              |                         | -100.0 %              |              |
| <b>H&amp;SC, Other</b>                       | <b>9</b>     | <b>14</b>    | <b>16</b>    | <b>18</b>    | <b>+2</b>               | <b>+4</b>               | <b>26.1 %</b>         | <b>+9</b>               | <b>100.9 %</b>        | <b>19</b>    |

| Jan 2023                                      | WTE<br>Dec<br>2020 | WTE<br>Dec<br>2021 | WTE<br>Dec<br>2022 | WTE<br>Jan<br>2023 | WTE<br>change<br>since<br>Dec 22 | WTE<br>change<br>since<br>Dec 21 | % change<br>since Dec<br>21 | WTE<br>change<br>since<br>Dec 20 | % change<br>since Dec<br>20 | No. Jan<br>2023 |
|---|--------------------|--------------------|--------------------|--------------------|----------------------------------|----------------------------------|-----------------------------|----------------------------------|-----------------------------|-----------------|
| <b>Overall</b>                                | <b>1,689</b>       | <b>1,744</b>       | <b>1,772</b>       | <b>1,791</b>       | <b>+19</b>                       | <b>+47</b>                       | <b>2.7 %</b>                | <b>+102</b>                      | <b>6.0 %</b>                | <b>2,039</b>    |
| <b>Health &amp; Social Care Professionals</b> | <b>266</b>         | <b>273</b>         | <b>300</b>         | <b>305</b>         | <b>+5</b>                        | <b>+32</b>                       | <b>11.6 %</b>               | <b>+39</b>                       | <b>14.7 %</b>               | <b>363</b>      |
| Executive Management                          | 7                  | 9                  | 10                 | 9                  | -1                               | +0                               | 0.8 %                       | +2                               | 26.2 %                      | 10              |
| Senior Management (VIII & GM)                 | 29                 | 40                 | 43                 | 42                 | -1                               | +2                               | 6.2 %                       | +13                              | 43.1 %                      | 43              |
| <b>Management (VIII &amp; above)</b>          | <b>37</b>          | <b>49</b>          | <b>53</b>          | <b>51</b>          | <b>-2</b>                        | <b>+3</b>                        | <b>5.2 %</b>                | <b>+15</b>                       | <b>39.8 %</b>               | <b>53</b>       |
| <b>Administrative/ Supervisory (V to VII)</b> | <b>90</b>          | <b>112</b>         | <b>145</b>         | <b>150</b>         | <b>+5</b>                        | <b>+38</b>                       | <b>33.6 %</b>               | <b>+61</b>                       | <b>67.8 %</b>               | <b>157</b>      |
| <b>Clerical (III &amp; IV)</b>                | <b>156</b>         | <b>152</b>         | <b>162</b>         | <b>164</b>         | <b>+2</b>                        | <b>+13</b>                       | <b>8.3 %</b>                | <b>+8</b>                        | <b>5.3 %</b>                | <b>188</b>      |
| <b>Management &amp; Administrative</b>        | <b>282</b>         | <b>313</b>         | <b>361</b>         | <b>366</b>         | <b>+5</b>                        | <b>+53</b>                       | <b>16.9 %</b>               | <b>+84</b>                       | <b>29.6 %</b>               | <b>398</b>      |
| Catering                                      | 14                 | 16                 | 14                 | 15                 | +1                               | -1                               | -8.9 %                      | +1                               | 6.3 %                       | 18              |
| Household Services                            | 56                 | 53                 | 45                 | 46                 | +1                               | -7                               | -13.3 %                     | -10                              | -17.2 %                     | 55              |
| Other Support                                 | 1                  | 1                  | 3                  | 3                  | +0                               | +1                               | 117.6 %                     | +2                               | 172.0 %                     | 3               |
| Portering                                     | 11                 | 13                 | 11                 | 12                 | +1                               | -1                               | -9.4 %                      | +1                               | 7.8 %                       | 12              |
| Other Labs & Associated                       | 1                  | 1                  | 1                  | 1                  | +0                               | +0                               | 6.3 %                       | -0                               | -15.0 %                     | 1               |
| <b>Support</b>                                | <b>82</b>          | <b>84</b>          | <b>73</b>          | <b>76</b>          | <b>+3</b>                        | <b>-8</b>                        | <b>-9.7 %</b>               | <b>-6</b>                        | <b>-7.7 %</b>               | <b>89</b>       |
| <b>Maintenance/ Technical</b>                 | <b>2</b>           | <b>2</b>           | <b>2</b>           | <b>2</b>           | <b>+0</b>                        |                                  | <b>0.0 %</b>                |                                  | <b>0.0 %</b>                | <b>2</b>        |
| <b>General Support</b>                        | <b>84</b>          | <b>86</b>          | <b>75</b>          | <b>78</b>          | <b>+3</b>                        | <b>-8</b>                        | <b>-9.5 %</b>               | <b>-6</b>                        | <b>-7.5 %</b>               | <b>91</b>       |
| Health & Social Care Assistants               | 7                  | 3                  | 4                  | 4                  | +0                               | +1                               | 41.3 %                      | -3                               | -39.4 %                     | 5               |
| Attendant/ Aide                               | 52                 | 67                 | 17                 | 17                 | -0                               | -50                              | -74.3 %                     | -35                              | -67.2 %                     | 21              |
| Health Care Assistant/ Care Assistant         | 247                | 252                | 257                | 255                | -2                               | +3                               | 1.3 %                       | +8                               | 3.2 %                       | 291             |
| <b>Health Care Assistants</b>                 | <b>307</b>         | <b>322</b>         | <b>279</b>         | <b>277</b>         | <b>-2</b>                        | <b>-45</b>                       | <b>-14.1 %</b>              | <b>-30</b>                       | <b>-9.8 %</b>               | <b>317</b>      |
| <b>Care, other</b>                            | <b>60</b>          | <b>69</b>          | <b>68</b>          | <b>69</b>          | <b>+0</b>                        | <b>-0</b>                        | <b>-0.0 %</b>               | <b>+9</b>                        | <b>14.5 %</b>               | <b>83</b>       |
| <b>Patient &amp; Client Care</b>              | <b>367</b>         | <b>391</b>         | <b>347</b>         | <b>345</b>         | <b>-2</b>                        | <b>-45</b>                       | <b>-11.6 %</b>              | <b>-21</b>                       | <b>-5.8 %</b>               | <b>400</b>      |

## Employment by WTE, Headcount, Gender, Full-Time /Part-Time etc.: Jan 2023

| CHO 6  | WTE          | Headcount    | WTE: no.    | % Male       | % female     | Male WTE: no. | Female WTE: no. | % Total Perm  | % Male Perm   | % Female Perm | % Total Full Time | % Total Part Time | % Male FT     | % Female FT   |
|--|--------------|--------------|-------------|--------------|--------------|---------------|-----------------|---------------|---------------|---------------|-------------------|-------------------|---------------|---------------|
| <b>Overall</b>                               | <b>3,628</b> | <b>4,194</b> | <b>1.16</b> | <b>22.1%</b> | <b>77.9%</b> | <b>1.09</b>   | <b>1.18</b>     | <b>90.7%</b>  | <b>89.1%</b>  | <b>91.1%</b>  | <b>73.7%</b>      | <b>26.3%</b>      | <b>87.8%</b>  | <b>69.7%</b>  |
| Consultant Dentistry                         | 6            | 8            | 1.26        | 50.0%        | 50.0%        | 1.25          | 1.27            | 100.0%        | 100.0%        | 100.0%        | 62.5%             | 37.5%             | 75.0%         | 50.0%         |
| Consultant Medicine                          | 3            | 3            | 1.19        |              | 100.0%       |               | 1.19            | 100.0%        | 100.0%        | 100.0%        | 66.7%             | 33.3%             |               | 66.7%         |
| Consultant Psychiatry                        | 50           | 56           | 1.13        | 37.5%        | 62.5%        | 1.02          | 1.20            | 76.8%         | 76.8%         | 71.4%         | 82.1%             | 17.9%             | 90.5%         | 77.1%         |
| Consultant Radiology                         | 1            | 1            | 1.00        | 100.0%       |              | 1.00          |                 | 100.0%        | 100.0%        |               | 100.0%            | 0.0%              | 100.0%        |               |
| <b>Consultants</b>                           | <b>60</b>    | <b>68</b>    | <b>1.14</b> | <b>38.2%</b> | <b>61.8%</b> | <b>1.05</b>   | <b>1.20</b>     | <b>80.9%</b>  | <b>88.5%</b>  | <b>76.2%</b>  | <b>79.4%</b>      | <b>20.6%</b>      | <b>88.5%</b>  | <b>73.8%</b>  |
| Registrar                                    | 49           | 55           | 1.11        | 29.1%        | 70.9%        | 1.08          | 1.13            | 1.8%          | 1.8%          | 2.6%          | 96.4%             | 3.6%              | 100.0%        | 94.9%         |
| Senior Registrar                             | 11           | 13           | 1.17        | 38.5%        | 61.5%        | 1.18          | 1.16            | 7.7%          | 7.7%          | 12.5%         | 100.0%            | 0.0%              | 100.0%        | 100.0%        |
| Specialist Registrar                         | 1            | 1            | 1.00        |              | 100.0%       |               | 1.00            | 100.0%        | 100.0%        | 100.0%        | 100.0%            | 0.0%              |               | 100.0%        |
| <b>Registrars</b>                            | <b>62</b>    | <b>69</b>    | <b>1.12</b> | <b>30.4%</b> | <b>69.6%</b> | <b>1.11</b>   | <b>1.13</b>     | <b>4.3%</b>   | <b>0.0%</b>   | <b>6.3%</b>   | <b>97.1%</b>      | <b>2.9%</b>       | <b>100.0%</b> | <b>95.8%</b>  |
| Senior House Officer                         | 15           | 22           | 1.44        | 31.8%        | 68.2%        | 1.65          | 1.36            | 4.5%          | 4.5%          | 0.0%          | 100.0%            | 0.0%              | 100.0%        | 100.0%        |
| <b>SHO/ Interns</b>                          | <b>15</b>    | <b>22</b>    | <b>1.44</b> | <b>31.8%</b> | <b>68.2%</b> | <b>1.65</b>   | <b>1.36</b>     | <b>4.5%</b>   | <b>14.3%</b>  | <b>0.0%</b>   | <b>100.0%</b>     | <b>0.0%</b>       | <b>100.0%</b> | <b>100.0%</b> |
| Dentists                                     | 27           | 38           | 1.39        | 26.3%        | 73.7%        | 1.46          | 1.37            | 100.0%        | 100.0%        | 100.0%        | 39.5%             | 60.5%             | 50.0%         | 35.7%         |
| Other Medical                                | 22           | 33           | 1.48        | 15.2%        | 84.8%        | 1.79          | 1.44            | 69.7%         | 69.7%         | 78.6%         | 33.3%             | 66.7%             | 40.0%         | 32.1%         |
| <b>Medical/ Dental, other</b>                | <b>50</b>    | <b>71</b>    | <b>1.43</b> | <b>21.1%</b> | <b>78.9%</b> | <b>1.55</b>   | <b>1.40</b>     | <b>85.9%</b>  | <b>73.3%</b>  | <b>89.3%</b>  | <b>36.6%</b>      | <b>63.4%</b>      | <b>46.7%</b>  | <b>33.9%</b>  |
| <b>Medical &amp; Dental</b>                  | <b>186</b>   | <b>230</b>   | <b>1.24</b> | <b>30.0%</b> | <b>70.0%</b> | <b>1.20</b>   | <b>1.25</b>     | <b>52.2%</b>  | <b>50.7%</b>  | <b>52.8%</b>  | <b>73.5%</b>      | <b>26.5%</b>      | <b>84.1%</b>  | <b>68.9%</b>  |
| Clinical Nurse/ Midwife Manager              | 156          | 165          | 1.06        | 24.8%        | 75.2%        | 1.02          | 1.07            | 98.2%         | 98.2%         | 97.6%         | 93.3%             | 6.7%              | 100.0%        | 91.1%         |
| Director Nursing/Midwifery, Assistant        | 41           | 43           | 1.06        | 20.9%        | 79.1%        | 1.12          | 1.04            | 97.7%         | 97.7%         | 97.1%         | 95.3%             | 4.7%              | 100.0%        | 94.1%         |
| Director of Nursing/Midwifery                | 16           | 17           | 1.05        | 17.6%        | 82.4%        | 1.00          | 1.06            | 94.1%         | 94.1%         | 92.9%         | 94.1%             | 5.9%              | 100.0%        | 92.9%         |
| <b>Nurse/ Midwife Manager</b>                | <b>213</b>   | <b>225</b>   | <b>1.06</b> | <b>23.6%</b> | <b>76.4%</b> | <b>1.03</b>   | <b>1.06</b>     | <b>97.8%</b>  | <b>100.0%</b> | <b>97.1%</b>  | <b>93.8%</b>      | <b>6.2%</b>       | <b>100.0%</b> | <b>91.9%</b>  |
| Advanced Nurse/ Midwife Practitioner         | 6            | 7            | 1.12        |              | 100.0%       |               | 1.12            | 100.0%        | 100.0%        | 100.0%        | 71.4%             | 28.6%             |               | 71.4%         |
| Clinical Nurse/ Midwife Specialist           | 32           | 38           | 1.18        | 13.2%        | 86.8%        | 1.16          | 1.18            | 100.0%        | 100.0%        | 100.0%        | 71.1%             | 28.9%             | 100.0%        | 66.7%         |
| <b>Nurse/ Midwife Specialist &amp; AN/MP</b> | <b>38</b>    | <b>45</b>    | <b>1.17</b> | <b>11.1%</b> | <b>88.9%</b> | <b>1.16</b>   | <b>1.17</b>     | <b>100.0%</b> | <b>100.0%</b> | <b>100.0%</b> | <b>71.1%</b>      | <b>28.9%</b>      | <b>100.0%</b> | <b>67.5%</b>  |
| Staff Nurse [Intellectual Disability]        | 83           | 90           | 1.08        | 15.6%        | 84.4%        | 1.01          | 1.10            | 94.4%         | 94.4%         | 93.4%         | 81.1%             | 18.9%             | 100.0%        | 77.6%         |
| Staff Nurse [Psychiatric]                    | 125          | 138          | 1.10        | 21.7%        | 78.3%        | 1.08          | 1.11            | 97.1%         | 97.1%         | 98.1%         | 87.0%             | 13.0%             | 86.7%         | 87.0%         |
| Staff Nurses [General/ Children's]           | 354          | 399          | 1.13        | 15.3%        | 84.7%        | 1.07          | 1.14            | 92.7%         | 92.7%         | 93.8%         | 75.7%             | 24.3%             | 85.2%         | 74.0%         |
| Staff Midwives                               | 1            | 1            | 1.00        |              | 100.0%       |               | 1.00            | 100.0%        | 100.0%        | 100.0%        | 100.0%            | 0.0%              |               | 100.0%        |
| <b>Staff Nurse/ Staff Midwife</b>            | <b>563</b>   | <b>628</b>   | <b>1.11</b> | <b>16.7%</b> | <b>83.3%</b> | <b>1.06</b>   | <b>1.13</b>     | <b>93.9%</b>  | <b>90.5%</b>  | <b>94.6%</b>  | <b>79.0%</b>      | <b>21.0%</b>      | <b>87.6%</b>  | <b>77.2%</b>  |

|   |            |              |             |              |               |             |             |               |               |               |               |              |               |               |
|---|------------|--------------|-------------|--------------|---------------|-------------|-------------|---------------|---------------|---------------|---------------|--------------|---------------|---------------|
| <b>Public Health Nurse</b>                    | <b>97</b>  | <b>115</b>   | <b>1.19</b> |              | <b>100.0%</b> |             | <b>1.19</b> | <b>96.5%</b>  |               | <b>96.5%</b>  | <b>73.0%</b>  | <b>27.0%</b> |               | <b>73.0%</b>  |
| Pre-registration Nurse/ Midwife Intern        | 0          | 1            | 8.33        | 100.0%       |               | 8.33        |             | <b>0.0%</b>   | 0.0%          |               | <b>100.0%</b> | 0.0%         | 100.0%        |               |
| Post-registration Nurse/ Midwife Student      | 7          | 7            | 1.00        |              | 100.0%        |             | 1.00        | <b>0.0%</b>   | 0.0%          | 0.0%          | <b>100.0%</b> | 0.0%         |               | 100.0%        |
| <b>Nursing/ Midwifery Student</b>             | <b>7</b>   | <b>8</b>     | <b>1.12</b> | <b>12.5%</b> | <b>87.5%</b>  | <b>8.33</b> | <b>1.00</b> | <b>0.0%</b>   | <b>0.0%</b>   | <b>0.0%</b>   | <b>100.0%</b> | <b>0.0%</b>  | <b>100.0%</b> | <b>100.0%</b> |
| <b>Nursing/ Midwifery other</b>               | <b>5</b>   | <b>5</b>     | <b>1.03</b> | <b>40.0%</b> | <b>60.0%</b>  | <b>1.00</b> | <b>1.06</b> | <b>100.0%</b> | <b>100.0%</b> | <b>100.0%</b> | <b>80.0%</b>  | <b>20.0%</b> | <b>50.0%</b>  | <b>100.0%</b> |
| <b>Nursing &amp; Midwifery</b>                | <b>923</b> | <b>1,026</b> | <b>1.11</b> | <b>16.2%</b> | <b>83.8%</b>  | <b>1.06</b> | <b>1.12</b> | <b>94.6%</b>  | <b>93.4%</b>  | <b>94.9%</b>  | <b>81.4%</b>  | <b>18.6%</b> | <b>91.6%</b>  | <b>79.4%</b>  |
| Dietitians                                    | 21         | 27           | 1.28        | 3.7%         | 96.3%         | 1.00        | 1.30        | <b>100.0%</b> | 100.0%        | 100.0%        | <b>59.3%</b>  | 40.7%        | 100.0%        | 57.7%         |
| Occupational Therapists                       | 99         | 120          | 1.21        | 10.0%        | 90.0%         | 1.25        | 1.20        | <b>95.8%</b>  | 95.8%         | 95.4%         | <b>71.7%</b>  | 28.3%        | 83.3%         | 70.4%         |
| Orthoptists                                   | 2          | 2            | 1.00        |              | 100.0%        |             | 1.00        | <b>100.0%</b> | 100.0%        | 100.0%        | <b>100.0%</b> | 0.0%         |               | 100.0%        |
| Physiotherapists                              | 68         | 83           | 1.22        | 16.9%        | 83.1%         | 1.07        | 1.26        | <b>90.4%</b>  | 90.4%         | 89.9%         | <b>61.4%</b>  | 38.6%        | 78.6%         | 58.0%         |
| Podiatrists & Chiropodists                    | 2          | 3            | 1.36        |              | 100.0%        |             | 1.36        | <b>100.0%</b> | 100.0%        | 100.0%        | <b>66.7%</b>  | 33.3%        |               | 66.7%         |
| Speech & Language Therapists                  | 60         | 73           | 1.21        | 4.1%         | 95.9%         | 1.00        | 1.23        | <b>98.6%</b>  | 98.6%         | 98.6%         | <b>61.6%</b>  | 38.4%        | 100.0%        | 60.0%         |
| <b>Therapy Professions</b>                    | <b>253</b> | <b>308</b>   | <b>1.22</b> | <b>9.7%</b>  | <b>90.3%</b>  | <b>1.12</b> | <b>1.23</b> | <b>95.5%</b>  | <b>96.7%</b>  | <b>95.3%</b>  | <b>65.6%</b>  | <b>34.4%</b> | <b>83.3%</b>  | <b>63.7%</b>  |
| Medical Science                               | 16         | 18           | 1.13        | 27.8%        | 72.2%         | 1.09        | 1.15        | <b>83.3%</b>  | 83.3%         | 84.6%         | <b>88.9%</b>  | 11.1%        | 80.0%         | 92.3%         |
| Radiographers                                 | 3          | 4            | 1.60        | 50.0%        | 50.0%         | 1.33        | 2.00        | <b>100.0%</b> | 100.0%        | 100.0%        | <b>100.0%</b> | 0.0%         | 100.0%        | 100.0%        |
| <b>Health Science/ Diagnostics</b>            | <b>18</b>  | <b>22</b>    | <b>1.20</b> | <b>31.8%</b> | <b>68.2%</b>  | <b>1.15</b> | <b>1.22</b> | <b>86.4%</b>  | <b>85.7%</b>  | <b>86.7%</b>  | <b>90.9%</b>  | <b>9.1%</b>  | <b>85.7%</b>  | <b>93.3%</b>  |
| <b>Social Care</b>                            | <b>403</b> | <b>463</b>   | <b>1.15</b> | <b>22.0%</b> | <b>78.0%</b>  | <b>1.05</b> | <b>1.18</b> | <b>92.4%</b>  | <b>91.2%</b>  | <b>92.8%</b>  | <b>59.6%</b>  | <b>40.4%</b> | <b>72.5%</b>  | <b>56.0%</b>  |
| <b>Social Workers</b>                         | <b>71</b>  | <b>80</b>    | <b>1.12</b> | <b>12.5%</b> | <b>87.5%</b>  | <b>1.02</b> | <b>1.14</b> | <b>97.5%</b>  | <b>90.0%</b>  | <b>98.6%</b>  | <b>85.0%</b>  | <b>15.0%</b> | <b>90.0%</b>  | <b>84.3%</b>  |
| <b>Psychologists</b>                          | <b>66</b>  | <b>82</b>    | <b>1.23</b> | <b>12.2%</b> | <b>87.8%</b>  | <b>1.10</b> | <b>1.26</b> | <b>91.5%</b>  | <b>70.0%</b>  | <b>94.4%</b>  | <b>62.2%</b>  | <b>37.8%</b> | <b>80.0%</b>  | <b>59.7%</b>  |
| <b>Pharmacy</b>                               | <b>9</b>   | <b>11</b>    | <b>1.23</b> | <b>18.2%</b> | <b>81.8%</b>  | <b>1.15</b> | <b>1.25</b> | <b>81.8%</b>  | <b>50.0%</b>  | <b>88.9%</b>  | <b>63.6%</b>  | <b>36.4%</b> | <b>50.0%</b>  | <b>66.7%</b>  |
| Counsellor Therapists                         | 7          | 7            | 1.00        | 42.9%        | 57.1%         | 1.00        | 1.00        | <b>100.0%</b> | 100.0%        | 100.0%        | <b>100.0%</b> | 0.0%         | 100.0%        | 100.0%        |
| Dental Hygienists                             | 5          | 6            | 1.17        |              | 100.0%        |             | 1.17        | <b>66.7%</b>  | 66.7%         | 66.7%         | <b>66.7%</b>  | 33.3%        |               | 66.7%         |
| Other Health & Social Care                    | 6          | 7            | 1.12        | 28.6%        | 71.4%         | 1.00        | 1.18        | <b>100.0%</b> | 100.0%        | 100.0%        | <b>57.1%</b>  | 42.9%        | 100.0%        | 40.0%         |
| Play Therapists/ Specialists                  | 0          | 1            | 2.08        |              | 100.0%        |             | 2.08        | <b>100.0%</b> | 100.0%        | 100.0%        | <b>0.0%</b>   | 100.0%       |               | 0.0%          |
| <b>H&amp;SC, Other</b>                        | <b>19</b>  | <b>21</b>    | <b>1.12</b> | <b>23.8%</b> | <b>76.2%</b>  | <b>1.00</b> | <b>1.16</b> | <b>90.5%</b>  | <b>100.0%</b> | <b>87.5%</b>  | <b>71.4%</b>  | <b>28.6%</b> | <b>100.0%</b> | <b>62.5%</b>  |
| <b>Health &amp; Social Care</b>               | <b>840</b> | <b>987</b>   | <b>1.18</b> | <b>16.8%</b> | <b>83.2%</b>  | <b>1.07</b> | <b>1.20</b> | <b>93.4%</b>  | <b>90.4%</b>  | <b>94.0%</b>  | <b>64.7%</b>  | <b>35.3%</b> | <b>77.1%</b>  | <b>62.2%</b>  |
| Executive Management                          | 26         | 27           | 1.06        | 55.6%        | 44.4%         | 1.03        | 1.09        | <b>100.0%</b> | 100.0%        | 100.0%        | <b>100.0%</b> | 0.0%         | 100.0%        | 100.0%        |
| Senior Management (VIII & GM)                 | 62         | 66           | 1.07        | 34.8%        | 65.2%         | 1.12        | 1.05        | <b>97.0%</b>  | 97.0%         | 97.7%         | <b>98.5%</b>  | 1.5%         | 95.7%         | 100.0%        |
| <b>Management (VIII &amp; above)</b>          | <b>87</b>  | <b>93</b>    | <b>1.07</b> | <b>40.9%</b> | <b>59.1%</b>  | <b>1.09</b> | <b>1.06</b> | <b>97.8%</b>  | <b>97.4%</b>  | <b>98.2%</b>  | <b>98.9%</b>  | <b>1.1%</b>  | <b>97.4%</b>  | <b>100.0%</b> |
| <b>Administrative/ Supervisory (V to VII)</b> | <b>246</b> | <b>270</b>   | <b>1.10</b> | <b>24.4%</b> | <b>75.6%</b>  | <b>1.12</b> | <b>1.09</b> | <b>94.4%</b>  | <b>93.9%</b>  | <b>94.6%</b>  | <b>89.6%</b>  | <b>10.4%</b> | <b>98.5%</b>  | <b>86.8%</b>  |
| <b>Clerical (III &amp; IV)</b>                | <b>266</b> | <b>311</b>   | <b>1.17</b> | <b>17.7%</b> | <b>82.3%</b>  | <b>1.07</b> | <b>1.19</b> | <b>80.4%</b>  | <b>78.2%</b>  | <b>80.9%</b>  | <b>74.9%</b>  | <b>25.1%</b> | <b>90.9%</b>  | <b>71.5%</b>  |
| <b>Management &amp; Administrative</b>        | <b>599</b> | <b>674</b>   | <b>1.13</b> | <b>23.6%</b> | <b>76.4%</b>  | <b>1.09</b> | <b>1.14</b> | <b>88.4%</b>  | <b>89.3%</b>  | <b>88.2%</b>  | <b>84.1%</b>  | <b>15.9%</b> | <b>95.6%</b>  | <b>80.6%</b>  |
| Catering                                      | 25         | 28           | 1.14        | 46.4%        | 53.6%         | 1.16        | 1.12        | <b>89.3%</b>  | 89.3%         | 93.3%         | <b>78.6%</b>  | 21.4%        | 92.3%         | 66.7%         |
| Household Services                            | 109        | 128          | 1.18        | 32.0%        | 68.0%         | 1.10        | 1.22        | <b>91.4%</b>  | 91.4%         | 90.8%         | <b>67.2%</b>  | 32.8%        | 87.8%         | 57.5%         |



|                                       |            |              |             |              |              |             |             |               |               |               |              |              |               |              |
|---------------------------------------|------------|--------------|-------------|--------------|--------------|-------------|-------------|---------------|---------------|---------------|--------------|--------------|---------------|--------------|
| Other Support                         | 23         | 35           | 1.51        | 45.7%        | 54.3%        | 1.41        | 1.61        | 85.7%         | 85.7%         | 84.2%         | 60.0%        | 40.0%        | 81.3%         | 42.1%        |
| Portering                             | 21         | 24           | 1.14        | 100.0%       |              | 1.14        |             | 91.7%         | 91.7%         |               | 91.7%        | 8.3%         | 91.7%         |              |
| Other Labs & Associated               | 1          | 1            | 1.18        |              | 100.0%       |             | 1.18        | 100.0%        | 100.0%        | 100.0%        | 100.0%       | 0.0%         |               | 100.0%       |
| <b>Support</b>                        | <b>178</b> | <b>216</b>   | <b>1.21</b> | <b>43.5%</b> | <b>56.5%</b> | <b>1.16</b> | <b>1.26</b> | <b>90.3%</b>  | <b>90.4%</b>  | <b>90.2%</b>  | <b>70.4%</b> | <b>29.6%</b> | <b>88.3%</b>  | <b>56.6%</b> |
| <b>Maintenance/ Technical</b>         | <b>23</b>  | <b>25</b>    | <b>1.10</b> | <b>92.0%</b> | <b>8.0%</b>  | <b>1.11</b> | <b>1.00</b> | <b>100.0%</b> | <b>100.0%</b> | <b>100.0%</b> | <b>96.0%</b> | <b>4.0%</b>  | <b>100.0%</b> | <b>50.0%</b> |
| <b>General Support</b>                | <b>201</b> | <b>241</b>   | <b>1.20</b> | <b>48.5%</b> | <b>51.5%</b> | <b>1.15</b> | <b>1.25</b> | <b>91.3%</b>  | <b>92.3%</b>  | <b>90.3%</b>  | <b>73.0%</b> | <b>27.0%</b> | <b>90.6%</b>  | <b>56.5%</b> |
| Health & Social Care Assistants       | 12         | 14           | 1.16        | 35.7%        | 64.3%        | 1.32        | 1.09        | 100.0%        | 100.0%        | 100.0%        | 78.6%        | 21.4%        | 80.0%         | 77.8%        |
| Attendant/ Aide                       | 26         | 32           | 1.23        | 15.6%        | 84.4%        | 1.13        | 1.25        | 65.6%         | 65.6%         | 70.4%         | 31.3%        | 68.8%        | 60.0%         | 25.9%        |
| Health Care Assistant/ Care Assistant | 518        | 580          | 1.12        | 28.8%        | 71.2%        | 1.05        | 1.15        | 94.0%         | 94.0%         | 93.5%         | 71.4%        | 28.6%        | 91.0%         | 63.4%        |
| <b>Health Care Assistants</b>         | <b>556</b> | <b>626</b>   | <b>1.13</b> | <b>28.3%</b> | <b>71.7%</b> | <b>1.06</b> | <b>1.15</b> | <b>92.7%</b>  | <b>93.8%</b>  | <b>92.2%</b>  | <b>69.5%</b> | <b>30.5%</b> | <b>89.8%</b>  | <b>61.5%</b> |
| <b>Care, other</b>                    | <b>323</b> | <b>410</b>   | <b>1.27</b> | <b>17.8%</b> | <b>82.2%</b> | <b>1.10</b> | <b>1.31</b> | <b>96.1%</b>  | <b>95.9%</b>  | <b>96.1%</b>  | <b>66.1%</b> | <b>33.9%</b> | <b>80.8%</b>  | <b>62.9%</b> |
| <b>Patient &amp; Client Care</b>      | <b>879</b> | <b>1,036</b> | <b>1.18</b> | <b>24.1%</b> | <b>75.9%</b> | <b>1.07</b> | <b>1.22</b> | <b>94.0%</b>  | <b>94.4%</b>  | <b>93.9%</b>  | <b>68.1%</b> | <b>31.9%</b> | <b>87.2%</b>  | <b>62.1%</b> |



## Employment by WTE, Headcount, Gender, Full-Time /Part-Time etc.: Jan 2023

| CHO 6                         | WTE          | Headcount    | WTE: no.    | % Male       | % female     | Male WTE: no. | Female WTE: no. | % Total Perm | % Male Perm  | % Female Perm | % Total Full Time | % Total Part Time | % Male FT    | % Female FT  |
|-------------------------------|--------------|--------------|-------------|--------------|--------------|---------------|-----------------|--------------|--------------|---------------|-------------------|-------------------|--------------|--------------|
| <b>Overall</b>                | <b>3,628</b> | <b>4,194</b> | <b>1.16</b> | <b>22.1%</b> | <b>77.9%</b> | <b>1.09</b>   | <b>1.18</b>     | <b>90.7%</b> | <b>89.1%</b> | <b>91.1%</b>  | <b>73.7%</b>      | <b>26.3%</b>      | <b>87.8%</b> | <b>69.7%</b> |
| Community Health & Wellbeing  | 23           | 25           | 1.09        | 28.0%        | 72.0%        | 1.05          | 1.10            | 96.0%        | 96.0%        | 94.4%         | 88.0%             | 12.0%             | 100.0%       | 100.0%       |
| Mental Health                 | 650          | 730          | 1.12        | 29.7%        | 70.3%        | 1.09          | 1.14            | 87.8%        | 87.8%        | 89.1%         | 83.4%             | 16.6%             | 90.8%        | 90.8%        |
| Primary Care                  | 867          | 1,098        | 1.27        | 14.3%        | 85.7%        | 1.25          | 1.27            | 88.2%        | 88.2%        | 89.1%         | 71.1%             | 28.9%             | 90.4%        | 90.4%        |
| HSE                           | 567          | 631          | 1.11        | 23.8%        | 76.2%        | 1.06          | 1.13            | 90.0%        | 90.0%        | 91.3%         | 78.0%             | 22.0%             | 92.7%        | 92.7%        |
| Section 38 Voluntary Agencies | 1,460        | 1,645        | 1.13        | 23.2%        | 76.8%        | 1.05          | 1.15            | 93.6%        | 93.6%        | 93.3%         | 68.6%             | 31.4%             | 82.7%        | 82.7%        |
| Social Care                   | 2,027        | 2,276        | 1.12        | 23.4%        | 76.6%        | 1.05          | 1.15            | 92.6%        | 92.6%        | 92.7%         | 71.2%             | 28.8%             | 85.5%        | 85.5%        |
| CHO Operations                | 62           | 65           | 1.05        | 21.5%        | 78.5%        | 1.01          | 1.06            | 95.4%        | 95.4%        | 94.1%         | 92.3%             | 7.7%              | 92.9%        | 92.9%        |

## CHO 6 Skills Mix by Staff Grouping: January 2023

| Jan 2023 (Dec 2020 figure: 3,465)            | WTE Dec 2017 | WTE Dec 2018 | WTE Dec 2019 | WTE Dec 2020 | WTE Dec 2020 | WTE Dec 2022  | WTE Jan 2023 |
|--|--------------|--------------|--------------|--------------|--------------|---------------|--------------|
| <b>Overall</b>                               | <b>3,357</b> | <b>3,368</b> | <b>3,378</b> | <b>3,465</b> | <b>3,561</b> | <b>3,620</b>  | <b>3,628</b> |
| Consultant Dentistry                         | 4.7%         | 4.6%         | 4.4%         | 3.9%         | 3.9%         | 3.4%          | 3.4%         |
| Consultant Medicine                          | 0.6%         | 0.6%         | 0.6%         | 0.6%         | 0.6%         | 1.4%          | 1.4%         |
| Consultant Paediatrics                       | 0.1%         |              |              |              |              |               |              |
| Consultant Psychiatry                        | 18.8%        | 20.0%        | 23.8%        | 27.0%        | 27.0%        | 25.9%         | 26.8%        |
| Consultant Radiology                         | 0.6%         | 0.6%         | 0.6%         | 0.6%         | 0.6%         | 0.5%          | 0.5%         |
| <b>Consultants</b>                           | <b>24.7%</b> | <b>25.8%</b> | <b>29.5%</b> | <b>32.2%</b> | <b>32.2%</b> | <b>31.2%</b>  | <b>32.1%</b> |
| Registrar                                    | 24.4%        | 21.7%        | 24.6%        | 21.4%        | 21.4%        | 27.3%         | 26.6%        |
| Senior Registrar                             | 4.1%         | 5.7%         | 4.6%         | 5.4%         | 5.4%         | 6.2%          | 6.0%         |
| Specialist Registrar                         | 0.6%         | 0.6%         | 0.6%         | 0.6%         | 0.6%         | 0.5%          | 0.5%         |
| <b>Registrars</b>                            | <b>29.1%</b> | <b>28.0%</b> | <b>29.8%</b> | <b>27.4%</b> | <b>27.4%</b> | <b>34.0%</b>  | <b>33.1%</b> |
| Senior House Officer                         | 12.9%        | 13.5%        | 9.5%         | 12.2%        | 12.2%        | 8.7%          | 8.2%         |
| <b>SHO/ Interns</b>                          | <b>12.9%</b> | <b>13.5%</b> | <b>9.5%</b>  | <b>12.2%</b> | <b>12.2%</b> | <b>8.7%</b>   | <b>8.2%</b>  |
| Dentists                                     | 17.7%        | 16.3%        | 16.2%        | 15.5%        | 15.5%        | 14.1%         | 14.7%        |
| Other Medical                                | 15.6%        | 16.4%        | 15.1%        | 12.6%        | 12.6%        | 11.9%         | 12.0%        |
| <b>Medical/ Dental, other</b>                | <b>33.3%</b> | <b>32.7%</b> | <b>31.3%</b> | <b>28.2%</b> | <b>28.2%</b> | <b>26.1%</b>  | <b>26.7%</b> |
| <b>Medical &amp; Dental</b>                  | <b>4.9%</b>  | <b>4.9%</b>  | <b>4.8%</b>  | <b>4.6%</b>  | <b>4.6%</b>  | <b>100.0%</b> | <b>5.1%</b>  |
| Clinical Nurse/ Midwife Manager              | 17.2%        | 17.7%        | 17.8%        | 17.3%        | 17.3%        | 17.1%         | 16.9%        |
| Director Nursing/Midwifery, Assistant        | 3.2%         | 3.9%         | 3.9%         | 3.7%         | 3.7%         | 4.1%          | 4.4%         |
| Director of Nursing/Midwifery                | 1.7%         | 1.5%         | 1.6%         | 1.5%         | 1.5%         | 1.8%          | 1.8%         |
| <b>Nurse/ Midwife Manager</b>                | <b>22.0%</b> | <b>23.1%</b> | <b>23.3%</b> | <b>22.5%</b> | <b>22.5%</b> | <b>23.0%</b>  | <b>23.1%</b> |
| Advanced Nurse/ Midwife Practitioner         | 0.1%         | 0.1%         | 0.1%         | 0.6%         | 0.6%         | 0.5%          | 0.7%         |
| Clinical Nurse/ Midwife Specialist           | 2.3%         | 2.1%         | 2.2%         | 2.0%         | 2.0%         | 3.5%          | 3.5%         |
| <b>Nurse/ Midwife Specialist &amp; AN/MP</b> | <b>2.3%</b>  | <b>2.1%</b>  | <b>2.3%</b>  | <b>2.6%</b>  | <b>2.6%</b>  | <b>4.0%</b>   | <b>4.2%</b>  |
| Staff Nurse [Intellectual Disability]        | 6.7%         | 6.4%         | 5.5%         | 5.8%         | 5.8%         | 8.5%          | 9.0%         |
| Staff Nurse [Psychiatric]                    | 12.8%        | 12.2%        | 14.7%        | 13.6%        | 13.6%        | 13.7%         | 13.5%        |
| Staff Nurses [General/ Children's]           | 40.4%        | 41.6%        | 39.7%        | 41.1%        | 41.1%        | 38.6%         | 38.4%        |
| Staff Midwives                               |              |              |              |              |              |               | 0.1%         |
| <b>Staff Nurse/ Staff Midwife</b>            | <b>60.0%</b> | <b>60.2%</b> | <b>59.9%</b> | <b>60.6%</b> | <b>60.6%</b> | <b>60.8%</b>  | <b>61.0%</b> |
| <b>Public Health Nurse</b>                   | <b>13.4%</b> | <b>13.1%</b> | <b>12.9%</b> | <b>12.2%</b> | <b>12.2%</b> | <b>10.8%</b>  | <b>10.5%</b> |
| Pre-registration Nurse/ Midwife Intern       |              |              |              |              |              |               | 0.0%         |
| Post-registration Nurse/ Midwife Student     | 2.1%         | 1.2%         | 1.5%         | 1.6%         | 1.6%         | 0.8%          | 0.8%         |
| Nursing/ Midwifery awaiting registration     |              |              |              | 0.1%         | 0.1%         |               |              |
| <b>Nursing/ Midwifery Student</b>            | <b>2.1%</b>  | <b>1.2%</b>  | <b>1.5%</b>  | <b>1.7%</b>  | <b>1.7%</b>  | <b>0.8%</b>   | <b>0.8%</b>  |
| Nursing Education/Clinical                   | 0.2%         | 0.3%         | 0.2%         | 0.3%         | 0.3%         | 0.5%          | 0.5%         |
| <b>Nursing/ Midwifery other</b>              | <b>0.2%</b>  | <b>0.3%</b>  | <b>0.2%</b>  | <b>0.3%</b>  | <b>0.3%</b>  | <b>0.5%</b>   | <b>0.5%</b>  |
| <b>Nursing &amp; Midwifery</b>               | <b>27.3%</b> | <b>26.9%</b> | <b>26.8%</b> | <b>26.4%</b> | <b>26.4%</b> | <b>100.0%</b> | <b>25.5%</b> |
| Dietitians                                   | 2.1%         | 2.1%         | 1.9%         | 2.1%         | 2.1%         | 2.6%          | 2.5%         |
| Occupational Therapists                      | 11.9%        | 12.4%        | 12.2%        | 11.9%        | 11.9%        | 11.7%         | 11.8%        |
| Orthoptists                                  |              |              |              |              |              | 0.2%          | 0.2%         |
| Physiotherapists                             | 7.9%         | 8.4%         | 8.0%         | 7.5%         | 7.5%         | 8.0%          | 8.1%         |
| Podiatrists & Chiropodists                   | 0.5%         | 0.3%         | 0.2%         | 0.5%         | 0.5%         | 0.3%          | 0.3%         |
| Speech & Language Therapists                 | 8.9%         | 10.2%        | 9.3%         | 8.3%         | 8.3%         | 7.0%          | 7.2%         |
| <b>Therapy Professions</b>                   | <b>31.3%</b> | <b>33.5%</b> | <b>31.7%</b> | <b>30.3%</b> | <b>30.3%</b> | <b>29.8%</b>  | <b>30.1%</b> |
| Medical Science                              | 2.7%         | 2.8%         | 2.1%         | 2.2%         | 2.2%         | 1.7%          | 1.9%         |
| Radiographers                                | 0.5%         | 0.5%         | 0.3%         | 0.3%         | 0.3%         | 0.3%          | 0.3%         |
| <b>Health Science/ Diagnostics</b>           | <b>3.1%</b>  | <b>3.2%</b>  | <b>2.4%</b>  | <b>2.6%</b>  | <b>2.6%</b>  | <b>2.0%</b>   | <b>2.2%</b>  |
| <b>Social Care</b>                           | <b>47.9%</b> | <b>46.3%</b> | <b>48.4%</b> | <b>50.0%</b> | <b>50.0%</b> | <b>48.8%</b>  | <b>48.0%</b> |
| <b>Social Workers</b>                        | <b>7.6%</b>  | <b>7.7%</b>  | <b>7.6%</b>  | <b>6.9%</b>  | <b>6.9%</b>  | <b>8.4%</b>   | <b>8.5%</b>  |
| <b>Psychologists</b>                         | <b>8.0%</b>  | <b>7.6%</b>  | <b>7.5%</b>  | <b>8.5%</b>  | <b>8.5%</b>  | <b>8.0%</b>   | <b>7.9%</b>  |

| Jan 2023 (Dec 2020 figure: 3,465)             | WTE Dec 2017 | WTE Dec 2018 | WTE Dec 2019 | WTE Dec 2020 | WTE Dec 2020 | WTE Dec 2022  | WTE Jan 2023 |
|---|--------------|--------------|--------------|--------------|--------------|---------------|--------------|
| <b>Overall</b>                                | <b>3,357</b> | <b>3,368</b> | <b>3,378</b> | <b>3,465</b> | <b>3,561</b> | <b>3,620</b>  | <b>3,628</b> |
| <b>Pharmacy</b>                               | <b>0.5%</b>  | <b>0.5%</b>  | <b>0.5%</b>  | <b>0.5%</b>  | <b>0.5%</b>  | <b>1.0%</b>   | <b>1.1%</b>  |
| Counsellor Therapists                         | 0.9%         | 0.5%         | 0.6%         | 0.5%         | 0.5%         | 0.7%          | 0.8%         |
| Dental Hygienists                             | 0.5%         | 0.5%         | 0.5%         | 0.5%         | 0.5%         | 0.6%          | 0.6%         |
| Other Health & Social Care                    | 0.2%         | 0.1%         | 0.8%         | 0.2%         | 0.2%         | 0.6%          | 0.7%         |
| Play Therapists/ Specialists                  | 0.1%         | 0.1%         | 0.1%         | 0.1%         | 0.1%         | 0.1%          | 0.1%         |
| Vaccinators                                   |              |              |              |              |              |               |              |
| <b>H&amp;SC, Other</b>                        | <b>1.7%</b>  | <b>1.2%</b>  | <b>1.9%</b>  | <b>1.3%</b>  | <b>1.3%</b>  | <b>2.0%</b>   | <b>2.2%</b>  |
| <b>Health &amp; Social Care Professionals</b> | <b>22.0%</b> | <b>22.0%</b> | <b>22.3%</b> | <b>22.6%</b> | <b>22.6%</b> | <b>100.0%</b> | <b>23.1%</b> |
| Executive Management                          | 6.1%         | 5.1%         | 4.9%         | 4.8%         | 4.8%         | 5.7%          | 4.3%         |
| Senior Management (VIII & GM)                 | 9.1%         | 10.3%        | 9.3%         | 9.2%         | 9.2%         | 10.3%         | 10.3%        |
| <b>Management (VIII &amp; above)</b>          | <b>15.2%</b> | <b>15.4%</b> | <b>14.3%</b> | <b>14.0%</b> | <b>14.0%</b> | <b>16.0%</b>  | <b>14.5%</b> |
| <b>Administrative/ Supervisory (V to VII)</b> | <b>33.0%</b> | <b>36.0%</b> | <b>35.8%</b> | <b>33.5%</b> | <b>33.5%</b> | <b>40.5%</b>  | <b>41.0%</b> |
| <b>Clerical (III &amp; IV)</b>                | <b>51.8%</b> | <b>48.6%</b> | <b>49.9%</b> | <b>52.5%</b> | <b>52.5%</b> | <b>43.5%</b>  | <b>44.5%</b> |
| <b>Management &amp; Administrative</b>        | <b>13.5%</b> | <b>14.1%</b> | <b>14.1%</b> | <b>14.3%</b> | <b>14.3%</b> | <b>100.0%</b> | <b>16.5%</b> |
| Catering                                      | 11.6%        | 12.7%        | 12.1%        | 11.9%        | 11.9%        | 12.0%         | 12.2%        |
| Household Services                            | 58.8%        | 59.3%        | 56.7%        | 57.2%        | 57.2%        | 54.0%         | 54.0%        |
| Other Support                                 | 9.1%         | 8.3%         | 9.1%         | 9.6%         | 9.6%         | 12.0%         | 11.5%        |
| Portering                                     | 11.2%        | 10.8%        | 11.0%        | 10.6%        | 10.6%        | 10.3%         | 10.5%        |
| Other Labs & Associated                       | 0.4%         | 0.4%         | 0.5%         | 0.5%         | 0.5%         | 0.4%          | 0.4%         |
| <b>Support</b>                                | <b>91.2%</b> | <b>91.5%</b> | <b>89.4%</b> | <b>89.7%</b> | <b>89.7%</b> | <b>88.7%</b>  | <b>88.7%</b> |
| Maintenance                                   | 8.8%         | 8.5%         | 10.6%        | 10.3%        | 10.3%        | 8.7%          | 8.8%         |
| Technical Services                            |              |              |              |              |              | 2.5%          | 2.5%         |
| <b>Maintenance/ Technical</b>                 | <b>8.8%</b>  | <b>8.5%</b>  | <b>10.6%</b> | <b>10.3%</b> | <b>10.3%</b> | <b>11.3%</b>  | <b>11.3%</b> |
| <b>General Support</b>                        | <b>7.1%</b>  | <b>6.6%</b>  | <b>6.3%</b>  | <b>6.2%</b>  | <b>6.2%</b>  | <b>100.0%</b> | <b>5.5%</b>  |
| Health & Social Care Assistants               | 1.2%         | 1.8%         | 1.3%         | 1.6%         | 1.6%         | 1.3%          | 1.4%         |
| Attendant/ Aide                               | 25.5%        | 15.7%        | 15.9%        | 6.4%         | 6.4%         | 2.9%          | 3.0%         |
| Health Care Assistant/ Care Assistant         | 35.7%        | 44.5%        | 44.7%        | 55.1%        | 55.1%        | 59.0%         | 58.9%        |
| <b>Health Care Assistants</b>                 | <b>62.4%</b> | <b>62.1%</b> | <b>62.0%</b> | <b>63.1%</b> | <b>63.1%</b> | <b>63.2%</b>  | <b>63.3%</b> |
| <b>Care, other</b>                            | <b>37.6%</b> | <b>37.9%</b> | <b>38.0%</b> | <b>36.9%</b> | <b>36.9%</b> | <b>36.8%</b>  | <b>36.7%</b> |
| <b>Patient &amp; Client Care</b>              | <b>25.2%</b> | <b>25.4%</b> | <b>25.7%</b> | <b>25.9%</b> | <b>25.9%</b> | <b>100.0%</b> | <b>24.2%</b> |
| <b>Total</b>                                  | <b>100 %</b> | <b>100 %</b> | <b>100 %</b> | <b>100 %</b> | <b>100%</b>  | <b>100 %</b>  | <b>100 %</b> |

## CHO 6 Skills Mix by Care Group: January 2023

| Jan 2023 (Dec 2020 figure: 626)               | WTE Dec 2017 | WTE Dec 2018 | WTE Dec 2019 | WTE Dec 2020 | WTE Dec 2020 | WTE Dec 2022 | WTE Jan 2023 |
|---|--------------|--------------|--------------|--------------|--------------|--------------|--------------|
| <b>Mental Health</b>                          | <b>564</b>   | <b>573</b>   | <b>593</b>   | <b>626</b>   | <b>639</b>   | <b>650</b>   | <b>650</b>   |
| Consultant Psychiatry                         | 45.1%        | 49.0%        | 53.9%        | 55.6%        | 55.6%        | 53.9%        | 56.9%        |
| <b>Consultants</b>                            | <b>45.1%</b> | <b>49.0%</b> | <b>53.9%</b> | <b>55.6%</b> | <b>55.6%</b> | <b>53.9%</b> | <b>56.9%</b> |
| Registrar                                     | 24.9%        | 13.4%        | 22.9%        | 15.9%        | 15.9%        | 22.8%        | 20.7%        |
| Senior Registrar                              | 6.0%         | 11.8%        | 9.7%         | 10.5%        | 10.5%        | 12.6%        | 12.3%        |
| <b>Registrars</b>                             | <b>30.9%</b> | <b>25.2%</b> | <b>32.6%</b> | <b>26.4%</b> | <b>26.4%</b> | <b>35.4%</b> | <b>33.0%</b> |
| Senior House Officer                          | 23.4%        | 25.1%        | 13.5%        | 18.0%        | 18.0%        | 10.7%        | 10.0%        |
| <b>SHO/ Interns</b>                           | <b>23.4%</b> | <b>25.1%</b> | <b>13.5%</b> | <b>18.0%</b> | <b>18.0%</b> | <b>10.7%</b> | <b>10.0%</b> |
| <b>Medical/ Dental, other</b>                 | <b>0.6%</b>  | <b>0.6%</b>  |              |              |              |              |              |
| <b>Medical &amp; Dental</b>                   | <b>11.1%</b> | <b>11.1%</b> | <b>11.3%</b> | <b>11.5%</b> | <b>11.5%</b> | <b>12.6%</b> | <b>12.6%</b> |
| Clinical Nurse/ Midwife Manager               | 23.6%        | 26.8%        | 25.8%        | 23.8%        | 23.8%        | 23.1%        | 23.2%        |
| Director Nursing/Midwifery, Assistant         | 5.6%         | 5.9%         | 6.0%         | 5.8%         | 5.8%         | 4.4%         | 5.0%         |
| Director of Nursing/Midwifery                 | 1.7%         | 1.3%         | 1.3%         | 1.2%         | 1.2%         | 1.6%         | 1.5%         |
| <b>Nurse/ Midwife Manager</b>                 | <b>31.0%</b> | <b>33.9%</b> | <b>33.1%</b> | <b>30.8%</b> | <b>30.8%</b> | <b>29.1%</b> | <b>29.8%</b> |
| Advanced Nurse/ Midwife Practitioner          | 0.2%         | 0.2%         | 0.3%         | 1.8%         | 1.8%         | 1.6%         | 2.0%         |
| Clinical Nurse/ Midwife Specialist            | 6.4%         | 5.0%         | 5.6%         | 6.0%         | 6.0%         | 8.8%         | 8.3%         |
| <b>Nurse/ Midwife Specialist &amp; AN/MP</b>  | <b>6.6%</b>  | <b>5.2%</b>  | <b>5.9%</b>  | <b>7.8%</b>  | <b>7.8%</b>  | <b>10.5%</b> | <b>10.3%</b> |
| Staff Nurse [Intellectual Disability]         |              | 0.4%         | 0.4%         | 0.8%         | 0.8%         | 0.4%         | 0.4%         |
| Staff Nurse [Psychiatric]                     | 49.3%        | 44.6%        | 49.2%        | 48.0%        | 48.0%        | 46.7%        | 46.1%        |
| Staff Nurses [General/ Children's]            | 12.2%        | 14.7%        | 10.5%        | 11.4%        | 11.4%        | 11.9%        | 11.9%        |
| <b>Staff Nurse/ Staff Midwife</b>             | <b>61.5%</b> | <b>59.7%</b> | <b>60.2%</b> | <b>60.3%</b> | <b>60.3%</b> | <b>59.0%</b> | <b>58.4%</b> |
| Pre-registration Nurse/ Midwife Intern        |              |              |              |              |              |              | 0.0%         |
| Nursing/ Midwifery awaiting registration      |              |              |              | 0.4%         | 0.4%         |              |              |
| <b>Nursing/ Midwifery Student</b>             |              |              |              | <b>0.4%</b>  | <b>0.4%</b>  |              | <b>0.0%</b>  |
| Nursing Education/Clinical                    | 0.9%         | 1.2%         | 0.9%         | 0.8%         | 0.8%         | 1.5%         | 1.5%         |
| <b>Nursing/ Midwifery other</b>               | <b>0.9%</b>  | <b>1.2%</b>  | <b>0.9%</b>  | <b>0.8%</b>  | <b>0.8%</b>  | <b>1.5%</b>  | <b>1.5%</b>  |
| <b>Nursing &amp; Midwifery</b>                | <b>40.8%</b> | <b>41.5%</b> | <b>39.0%</b> | <b>40.1%</b> | <b>40.1%</b> | <b>39.9%</b> | <b>39.9%</b> |
| Dietitians                                    | 1.1%         | 1.7%         | 1.5%         | 1.1%         | 1.1%         | 1.1%         | 1.1%         |
| Occupational Therapists                       | 17.7%        | 17.0%        | 19.5%        | 18.8%        | 18.8%        | 18.4%        | 17.4%        |
| Physiotherapists                              | 0.4%         | 0.4%         | 0.9%         | 1.0%         | 1.0%         | 1.2%         | 1.2%         |
| Podiatrists & Chiropodists                    | 0.5%         | 0.4%         |              |              |              |              |              |
| Speech & Language Therapists                  | 9.0%         | 11.7%        | 11.3%        | 8.1%         | 8.1%         | 6.8%         | 7.1%         |
| <b>Therapy Professions</b>                    | <b>28.7%</b> | <b>31.2%</b> | <b>33.2%</b> | <b>28.8%</b> | <b>28.8%</b> | <b>27.6%</b> | <b>26.8%</b> |
| <b>Social Care</b>                            | <b>26.8%</b> | <b>26.0%</b> | <b>20.0%</b> | <b>21.1%</b> | <b>21.1%</b> | <b>18.7%</b> | <b>18.6%</b> |
| <b>Social Workers</b>                         | <b>22.8%</b> | <b>25.5%</b> | <b>23.0%</b> | <b>22.2%</b> | <b>22.2%</b> | <b>24.3%</b> | <b>24.5%</b> |
| <b>Psychologists</b>                          | <b>17.8%</b> | <b>13.6%</b> | <b>17.0%</b> | <b>24.0%</b> | <b>24.0%</b> | <b>25.1%</b> | <b>25.1%</b> |
| Counsellor Therapists                         | 3.5%         | 3.2%         | 3.0%         | 3.1%         | 3.1%         | 4.0%         | 4.6%         |
| Other Health & Social Care                    |              |              | 3.4%         | 0.4%         | 0.4%         |              |              |
| Play Therapists/ Specialists                  | 0.4%         | 0.4%         | 0.4%         | 0.4%         | 0.4%         | 0.3%         | 0.3%         |
| <b>H&amp;SC, Other</b>                        | <b>3.9%</b>  | <b>3.6%</b>  | <b>6.7%</b>  | <b>3.9%</b>  | <b>3.9%</b>  | <b>4.3%</b>  | <b>5.0%</b>  |
| <b>Health &amp; Social Care Professionals</b> | <b>20.3%</b> | <b>20.0%</b> | <b>21.9%</b> | <b>21.3%</b> | <b>21.3%</b> | <b>23.2%</b> | <b>23.2%</b> |
| <b>Management (VIII &amp; above)</b>          | <b>6.0%</b>  | <b>3.4%</b>  | <b>4.2%</b>  | <b>4.3%</b>  | <b>4.3%</b>  | <b>7.7%</b>  | <b>8.1%</b>  |
| <b>Administrative/ Supervisory (V to VII)</b> | <b>36.6%</b> | <b>44.8%</b> | <b>37.2%</b> | <b>34.7%</b> | <b>34.7%</b> | <b>47.5%</b> | <b>44.1%</b> |
| <b>Clerical (III &amp; IV)</b>                | <b>57.5%</b> | <b>51.8%</b> | <b>58.6%</b> | <b>61.0%</b> | <b>61.0%</b> | <b>44.8%</b> | <b>47.8%</b> |
| <b>Management &amp; Administrative</b>        | <b>10.5%</b> | <b>10.2%</b> | <b>12.1%</b> | <b>11.2%</b> | <b>11.2%</b> | <b>9.5%</b>  | <b>9.5%</b>  |
| <b>Support</b>                                | <b>90.6%</b> | <b>90.1%</b> | <b>86.0%</b> | <b>86.6%</b> | <b>86.6%</b> | <b>85.5%</b> | <b>83.7%</b> |
| <b>Maintenance/ Technical</b>                 | <b>9.4%</b>  | <b>9.9%</b>  | <b>14.0%</b> | <b>13.4%</b> | <b>13.4%</b> | <b>14.5%</b> | <b>16.3%</b> |
| <b>General Support</b>                        | <b>9.4%</b>  | <b>8.6%</b>  | <b>7.1%</b>  | <b>7.2%</b>  | <b>7.2%</b>  | <b>5.5%</b>  | <b>5.5%</b>  |

| Jan 2023 (Dec 2020 figure: 626)  | WTE Dec 2017 | WTE Dec 2018 | WTE Dec 2019 | WTE Dec 2020 | WTE Dec 2020 | WTE Dec 2022 | WTE Jan 2023 |
|----------------------------------|--------------|--------------|--------------|--------------|--------------|--------------|--------------|
| <b>Mental Health</b>             | <b>564</b>   | <b>573</b>   | <b>593</b>   | <b>626</b>   | <b>639</b>   | <b>650</b>   | <b>650</b>   |
| Health Care Assistants           | 92.1%        | 89.2%        | 89.5%        | 89.2%        | 89.2%        | 88.7%        | 88.8%        |
| Care, other                      | 7.9%         | 10.8%        | 10.5%        | 10.8%        | 10.8%        | 11.3%        | 11.2%        |
| <b>Patient &amp; Client Care</b> | <b>7.8%</b>  | <b>8.7%</b>  | <b>8.6%</b>  | <b>8.7%</b>  | <b>8.7%</b>  | <b>9.4%</b>  | <b>9.4%</b>  |
| <b>Total</b>                     | <b>100 %</b> | <b>100 %</b> | <b>100 %</b> | <b>100 %</b> | <b>100 %</b> | <b>100 %</b> | <b>100 %</b> |

| Jan 2023 (Dec 2020 figure: 811)               | WTE Dec 2017 | WTE Dec 2018 | WTE Dec 2019 | WTE Dec 2020 | WTE Dec 2020 | WTE Dec 2022 | WTE Jan 2023 |
|---|--------------|--------------|--------------|--------------|--------------|--------------|--------------|
| <b>Primary Care</b>                           | <b>795</b>   | <b>833</b>   | <b>765</b>   | <b>811</b>   | <b>874</b>   | <b>864</b>   | <b>867</b>   |
| Consultant Dentistry                          | 8.6%         | 8.3%         | 8.2%         | 7.9%         | 7.9%         | 6.8%         | 6.7%         |
| Consultant Medicine                           | 1.1%         | 1.1%         | 1.1%         | 1.3%         | 1.3%         | 2.7%         | 2.7%         |
| Consultant Radiology                          | 1.1%         | 1.1%         | 1.1%         | 1.3%         | 1.3%         | 1.1%         | 1.1%         |
| <b>Consultants</b>                            | <b>10.8%</b> | <b>10.5%</b> | <b>10.5%</b> | <b>10.4%</b> | <b>10.4%</b> | <b>10.6%</b> | <b>10.4%</b> |
| <b>Registrars</b>                             | <b>28.3%</b> | <b>30.8%</b> | <b>29.6%</b> | <b>29.8%</b> | <b>29.8%</b> | <b>33.9%</b> | <b>34.1%</b> |
| <b>SHO/ Interns</b>                           | <b>7.2%</b>  | <b>7.0%</b>  | <b>7.4%</b>  | <b>8.2%</b>  | <b>8.2%</b>  | <b>7.6%</b>  | <b>7.4%</b>  |
| Dentists                                      | 32.3%        | 29.2%        | 30.1%        | 31.1%        | 31.1%        | 28.2%        | 28.8%        |
| Other Medical                                 | 21.4%        | 22.5%        | 22.4%        | 20.5%        | 20.5%        | 19.6%        | 19.4%        |
| <b>Medical/ Dental, other</b>                 | <b>53.7%</b> | <b>51.7%</b> | <b>52.5%</b> | <b>51.6%</b> | <b>51.6%</b> | <b>47.8%</b> | <b>48.2%</b> |
| <b>Medical &amp; Dental</b>                   | <b>11.3%</b> | <b>11.1%</b> | <b>11.5%</b> | <b>9.8%</b>  | <b>9.8%</b>  | <b>11.0%</b> | <b>11.0%</b> |
| Clinical Nurse/ Midwife Manager               | 2.5%         | 2.6%         | 3.0%         | 2.6%         | 2.6%         | 4.9%         | 4.6%         |
| Director Nursing/Midwifery, Assistant         | 4.8%         | 6.4%         | 6.0%         | 5.6%         | 5.6%         | 7.7%         | 8.3%         |
| Director of Nursing/Midwifery                 | 2.1%         | 1.7%         | 1.6%         | 2.6%         | 2.6%         | 2.4%         | 2.4%         |
| <b>Nurse/ Midwife Manager</b>                 | <b>9.4%</b>  | <b>10.7%</b> | <b>10.6%</b> | <b>10.8%</b> | <b>10.8%</b> | <b>14.9%</b> | <b>15.3%</b> |
| <b>Nurse/ Midwife Specialist &amp; AN/MP</b>  | <b>2.9%</b>  | <b>2.9%</b>  | <b>2.8%</b>  | <b>1.7%</b>  | <b>1.7%</b>  | <b>4.7%</b>  | <b>5.2%</b>  |
| <b>Staff Nurse/ Staff Midwife</b>             | <b>19.8%</b> | <b>24.2%</b> | <b>24.6%</b> | <b>26.3%</b> | <b>26.3%</b> | <b>29.3%</b> | <b>29.4%</b> |
| <b>Public Health Nurse</b>                    | <b>58.6%</b> | <b>57.0%</b> | <b>55.5%</b> | <b>53.6%</b> | <b>53.6%</b> | <b>47.5%</b> | <b>46.8%</b> |
| <b>Nursing/ Midwifery Student</b>             | <b>9.2%</b>  | <b>5.3%</b>  | <b>6.4%</b>  | <b>7.1%</b>  | <b>7.1%</b>  | <b>3.5%</b>  | <b>3.4%</b>  |
| Nursing Education/Clinical                    |              |              |              | 0.5%         | 0.5%         |              |              |
| <b>Nursing/ Midwifery other</b>               |              |              |              | <b>0.5%</b>  | <b>0.5%</b>  |              |              |
| <b>Nursing &amp; Midwifery</b>                | <b>26.4%</b> | <b>24.9%</b> | <b>27.5%</b> | <b>25.7%</b> | <b>25.7%</b> | <b>23.9%</b> | <b>23.9%</b> |
| Dietitians                                    | 6.3%         | 5.8%         | 6.4%         | 7.5%         | 7.5%         | 8.8%         | 8.4%         |
| Occupational Therapists                       | 20.3%        | 21.4%        | 21.3%        | 19.7%        | 19.7%        | 21.8%        | 22.7%        |
| Orthoptists                                   |              |              |              |              |              | 1.0%         | 1.0%         |
| Physiotherapists                              | 19.1%        | 19.0%        | 20.8%        | 20.7%        | 20.7%        | 21.8%        | 20.7%        |
| Podiatrists & Chiropodists                    | 0.5%         | 0.5%         | 0.7%         | 1.9%         | 1.9%         | 1.0%         | 1.0%         |
| Speech & Language Therapists                  | 19.5%        | 19.2%        | 18.4%        | 18.4%        | 18.4%        | 17.4%        | 17.8%        |
| <b>Therapy Professions</b>                    | <b>65.8%</b> | <b>65.9%</b> | <b>67.5%</b> | <b>68.1%</b> | <b>68.1%</b> | <b>71.9%</b> | <b>71.7%</b> |
| Medical Science                               | 10.7%        | 10.6%        | 10.2%        | 10.9%        | 10.9%        | 7.3%         | 7.5%         |
| Radiographers                                 | 1.9%         | 1.8%         | 1.6%         | 1.5%         | 1.5%         | 1.3%         | 1.3%         |
| <b>Health Science/ Diagnostics</b>            | <b>12.6%</b> | <b>12.5%</b> | <b>11.8%</b> | <b>12.3%</b> | <b>12.3%</b> | <b>8.5%</b>  | <b>8.8%</b>  |
| <b>Social Care</b>                            | <b>0.8%</b>  | <b>1.6%</b>  | <b>2.4%</b>  | <b>1.7%</b>  | <b>1.7%</b>  | <b>2.0%</b>  | <b>2.0%</b>  |
| <b>Social Workers</b>                         | <b>4.1%</b>  | <b>3.4%</b>  | <b>3.1%</b>  | <b>2.7%</b>  | <b>2.7%</b>  | <b>5.2%</b>  | <b>5.4%</b>  |
| <b>Psychologists</b>                          | <b>13.4%</b> | <b>14.1%</b> | <b>12.2%</b> | <b>12.2%</b> | <b>12.2%</b> | <b>8.1%</b>  | <b>7.9%</b>  |
| <b>Pharmacy</b>                               | <b>0.5%</b>  | <b>0.5%</b>  | <b>0.5%</b>  | <b>0.6%</b>  | <b>0.6%</b>  | <b>1.3%</b>  | <b>1.2%</b>  |
| Counsellor Therapists                         | 0.5%         |              |              |              |              |              |              |
| Dental Hygienists                             | 2.1%         | 2.0%         | 2.5%         | 2.4%         | 2.4%         | 2.6%         | 2.6%         |
| Other Health & Social Care                    |              |              |              |              |              | 0.5%         | 0.5%         |
| Vaccinators                                   |              |              |              |              |              |              |              |
| <b>H&amp;SC, Other</b>                        | <b>2.7%</b>  | <b>2.0%</b>  | <b>2.5%</b>  | <b>2.4%</b>  | <b>2.4%</b>  | <b>3.1%</b>  | <b>3.1%</b>  |
| <b>Health &amp; Social Care Professionals</b> | <b>23.1%</b> | <b>23.0%</b> | <b>20.1%</b> | <b>20.0%</b> | <b>20.0%</b> | <b>22.9%</b> | <b>22.9%</b> |
| Executive Management                          | 4.2%         | 3.7%         | 3.6%         | 3.4%         | 3.4%         | 2.6%         | 2.3%         |

| Jan 2023 (Dec 2020 figure: 811)               | WTE Dec 2017 | WTE Dec 2018 | WTE Dec 2019 | WTE Dec 2020 | WTE Dec 2020 | WTE Dec 2022 | WTE Jan 2023 |
|---|--------------|--------------|--------------|--------------|--------------|--------------|--------------|
| <b>Primary Care</b>                           | <b>795</b>   | <b>833</b>   | <b>765</b>   | <b>811</b>   | <b>874</b>   | <b>864</b>   | <b>867</b>   |
| Senior Management (VIII & GM)                 | 10.7%        | 12.5%        | 10.8%        | 10.1%        | 10.1%        | 9.2%         | 9.1%         |
| <b>Management (VIII &amp; above)</b>          | <b>14.9%</b> | <b>16.2%</b> | <b>14.3%</b> | <b>13.5%</b> | <b>13.5%</b> | <b>11.8%</b> | <b>11.3%</b> |
| <b>Administrative/ Supervisory (V to VII)</b> | <b>28.6%</b> | <b>32.9%</b> | <b>32.4%</b> | <b>29.2%</b> | <b>29.2%</b> | <b>32.1%</b> | <b>32.3%</b> |
| <b>Clerical (III &amp; IV)</b>                | <b>56.5%</b> | <b>50.9%</b> | <b>53.3%</b> | <b>57.3%</b> | <b>57.3%</b> | <b>56.1%</b> | <b>56.4%</b> |
| <b>Management &amp; Administrative</b>        | <b>25.5%</b> | <b>27.3%</b> | <b>27.4%</b> | <b>27.5%</b> | <b>27.5%</b> | <b>28.3%</b> | <b>28.3%</b> |
| Household Services                            | 41.8%        | 37.1%        | 37.4%        | 33.4%        | 33.4%        | 30.4%        | 31.3%        |
| Other Support                                 | 23.1%        | 26.4%        | 28.1%        | 35.1%        | 35.1%        | 39.7%        | 38.9%        |
| Portering                                     | 25.5%        | 25.5%        | 22.9%        | 20.7%        | 20.7%        | 18.6%        | 18.4%        |
| Other Labs & Associated                       | 3.2%         | 3.6%         | 3.9%         | 3.6%         | 3.6%         | 3.2%         | 3.4%         |
| <b>Support</b>                                | <b>93.6%</b> | <b>92.7%</b> | <b>92.2%</b> | <b>92.8%</b> | <b>92.8%</b> | <b>91.9%</b> | <b>92.0%</b> |
| <b>Maintenance/ Technical</b>                 | <b>6.4%</b>  | <b>7.3%</b>  | <b>7.8%</b>  | <b>7.2%</b>  | <b>7.2%</b>  | <b>8.1%</b>  | <b>8.0%</b>  |
| <b>General Support</b>                        | <b>3.9%</b>  | <b>3.3%</b>  | <b>3.4%</b>  | <b>3.4%</b>  | <b>3.4%</b>  | <b>2.9%</b>  | <b>2.9%</b>  |
| Health & Social Care Assistants               |              | 8.1%         | 3.9%         | 6.4%         | 6.4%         | 1.0%         | 1.0%         |
| Attendant/ Aide                               | 2.6%         | 0.6%         | 0.6%         | 0.5%         | 0.5%         |              |              |
| Health Care Assistant/ Care Assistant         |              | 1.8%         | 3.6%         | 27.7%        | 27.7%        | 15.3%        | 14.6%        |
| <b>Health Care Assistants</b>                 | <b>2.6%</b>  | <b>10.5%</b> | <b>8.1%</b>  | <b>34.5%</b> | <b>34.5%</b> | <b>16.3%</b> | <b>15.6%</b> |
| <b>Care, other</b>                            | <b>97.4%</b> | <b>89.5%</b> | <b>91.9%</b> | <b>65.5%</b> | <b>65.5%</b> | <b>83.7%</b> | <b>84.4%</b> |
| <b>Patient &amp; Client Care</b>              | <b>9.8%</b>  | <b>10.3%</b> | <b>10.1%</b> | <b>13.5%</b> | <b>13.5%</b> | <b>11.1%</b> | <b>11.1%</b> |
| <b>Total</b>                                  | <b>100 %</b> | <b>100 %</b> | <b>100 %</b> | <b>100 %</b> | <b>100 %</b> | <b>100 %</b> | <b>100 %</b> |

| Jan 2023 (Dec 2020 figure: 1,217)            | WTE Dec 2017 | WTE Dec 2018 | WTE Dec 2019 | WTE Dec 2020 | WTE Dec 2020 | WTE Dec 2022 | WTE Jan 2023 |
|--|--------------|--------------|--------------|--------------|--------------|--------------|--------------|
| <b>Disabilities</b>                          | <b>1,170</b> | <b>1,155</b> | <b>1,198</b> | <b>1,217</b> | <b>1,227</b> | <b>1,216</b> | <b>1,210</b> |
| Consultant Paediatrics                       | 1.3%         |              |              |              |              |              |              |
| Consultant Psychiatry                        | 38.9%        | 50.0%        | 75.0%        | 75.0%        | 75.0%        | 60.1%        | 60.0%        |
| <b>Consultants</b>                           | <b>40.2%</b> | <b>50.0%</b> | <b>75.0%</b> | <b>75.0%</b> | <b>75.0%</b> | <b>60.1%</b> | <b>60.0%</b> |
| Registrar                                    |              |              |              |              |              | 19.8%        | 20.0%        |
| Senior Registrar                             | 29.9%        |              |              |              |              |              |              |
| <b>Registrars</b>                            | <b>29.9%</b> |              |              |              |              | <b>19.8%</b> | <b>20.0%</b> |
| <b>SHO/ Interns</b>                          |              |              |              |              |              |              |              |
| <b>Medical/ Dental, other</b>                | <b>29.9%</b> | <b>50.0%</b> | <b>25.0%</b> | <b>25.0%</b> | <b>25.0%</b> | <b>20.0%</b> | <b>20.0%</b> |
| <b>Medical &amp; Dental</b>                  | <b>0.6%</b>  | <b>0.3%</b>  | <b>0.3%</b>  | <b>0.3%</b>  | <b>0.3%</b>  | <b>0.4%</b>  | <b>0.4%</b>  |
| Clinical Nurse/ Midwife Manager              | 20.7%        | 18.7%        | 20.7%        | 21.7%        | 21.7%        | 20.7%        | 19.8%        |
| Director Nursing/Midwifery, Assistant        | 0.5%         | 0.5%         | 0.5%         | 0.5%         | 0.5%         | 0.3%         | 0.3%         |
| Director of Nursing/Midwifery                | 1.0%         | 1.0%         | 1.6%         | 1.1%         | 1.1%         | 1.2%         | 1.2%         |
| <b>Nurse/ Midwife Manager</b>                | <b>22.1%</b> | <b>20.2%</b> | <b>22.8%</b> | <b>23.4%</b> | <b>23.4%</b> | <b>22.2%</b> | <b>21.3%</b> |
| Clinical Nurse/ Midwife Specialist           |              |              |              |              |              |              | 0.5%         |
| <b>Nurse/ Midwife Specialist &amp; AN/MP</b> |              |              |              |              |              |              | <b>0.5%</b>  |
| Staff Nurse [Intellectual Disability]        | 29.7%        | 29.5%        | 25.5%        | 27.6%        | 27.6%        | 42.6%        | 44.2%        |
| Staff Nurse [Psychiatric]                    | 1.7%         | 2.3%         | 9.4%         | 1.6%         | 1.6%         | 3.0%         | 3.0%         |
| Staff Nurses [General/ Children's]           | 46.5%        | 48.0%        | 42.3%        | 47.4%        | 47.4%        | 31.7%        | 30.3%        |
| <b>Staff Nurse/ Staff Midwife</b>            | <b>77.9%</b> | <b>79.8%</b> | <b>77.2%</b> | <b>76.6%</b> | <b>76.6%</b> | <b>77.2%</b> | <b>77.6%</b> |
| <b>Nursing/ Midwifery other</b>              |              |              |              |              |              | <b>0.6%</b>  | <b>0.5%</b>  |
| <b>Nursing &amp; Midwifery</b>               | <b>17.7%</b> | <b>16.8%</b> | <b>15.9%</b> | <b>15.3%</b> | <b>15.3%</b> | <b>15.2%</b> | <b>15.2%</b> |
| Dietitians                                   |              | 0.1%         | 0.1%         | 0.1%         | 0.1%         | 0.1%         | 0.1%         |
| Occupational Therapists                      | 3.7%         | 4.1%         | 3.7%         | 4.2%         | 4.2%         | 2.6%         | 2.7%         |
| Physiotherapists                             | 1.5%         | 1.4%         | 1.4%         | 1.3%         | 1.3%         | 0.9%         | 0.9%         |
| Speech & Language Therapists                 | 3.7%         | 5.2%         | 5.1%         | 4.3%         | 4.3%         | 2.3%         | 2.3%         |
| <b>Therapy Professions</b>                   | <b>9.0%</b>  | <b>10.8%</b> | <b>10.3%</b> | <b>9.9%</b>  | <b>9.9%</b>  | <b>5.9%</b>  | <b>5.9%</b>  |

| Jan 2023 (Dec 2020 figure: 1,217)             | WTE Dec 2017 | WTE Dec 2018 | WTE Dec 2019 | WTE Dec 2020 | WTE Dec 2020 | WTE Dec 2022 | WTE Jan 2023 |
|---|--------------|--------------|--------------|--------------|--------------|--------------|--------------|
| <b>Disabilities</b>                           | <b>1,170</b> | <b>1,155</b> | <b>1,198</b> | <b>1,217</b> | <b>1,227</b> | <b>1,216</b> | <b>1,210</b> |
| Social Care                                   | 83.7%        | 82.4%        | 83.1%        | 84.3%        | 84.3%        | 88.5%        | 88.5%        |
| Social Workers                                | 2.8%         | 3.2%         | 2.8%         | 2.3%         | 2.3%         | 2.0%         | 2.1%         |
| Psychologists                                 | 3.7%         | 3.5%         | 3.4%         | 3.2%         | 3.2%         | 3.3%         | 3.1%         |
| Counsellor Therapists                         | 0.4%         |              | 0.1%         |              |              |              |              |
| Other Health & Social Care                    | 0.4%         | 0.2%         | 0.3%         | 0.3%         | 0.3%         | 0.3%         | 0.3%         |
| H&SC, Other                                   | 0.8%         | 0.2%         | 0.5%         | 0.3%         | 0.3%         | 0.3%         | 0.3%         |
| <b>Health &amp; Social Care Professionals</b> | <b>32.9%</b> | <b>32.5%</b> | <b>33.6%</b> | <b>35.2%</b> | <b>35.2%</b> | <b>34.6%</b> | <b>34.6%</b> |
| Executive Management                          | 12.4%        | 9.2%         | 10.2%        | 9.3%         | 9.3%         | 14.0%        | 9.0%         |
| Senior Management (VIII & GM)                 | 12.2%        | 14.3%        | 12.2%        | 12.3%        | 12.3%        | 11.3%        | 12.2%        |
| <b>Management (VIII &amp; above)</b>          | <b>24.6%</b> | <b>23.5%</b> | <b>22.3%</b> | <b>21.6%</b> | <b>21.6%</b> | <b>25.3%</b> | <b>21.3%</b> |
| <b>Administrative/ Supervisory (V to VII)</b> | <b>35.2%</b> | <b>35.8%</b> | <b>38.6%</b> | <b>38.6%</b> | <b>38.6%</b> | <b>41.2%</b> | <b>42.7%</b> |
| <b>Clerical (III &amp; IV)</b>                | <b>40.2%</b> | <b>40.7%</b> | <b>39.0%</b> | <b>39.8%</b> | <b>39.8%</b> | <b>33.5%</b> | <b>36.1%</b> |
| <b>Management &amp; Administrative</b>        | <b>11.7%</b> | <b>12.0%</b> | <b>11.5%</b> | <b>11.5%</b> | <b>11.5%</b> | <b>12.8%</b> | <b>12.8%</b> |
| Catering                                      | 15.1%        | 17.5%        | 13.6%        | 18.7%        | 18.7%        | 6.5%         | 6.6%         |
| Household Services                            | 57.3%        | 58.2%        | 46.3%        | 53.6%        | 53.6%        | 48.6%        | 51.2%        |
| Other Support                                 | 14.9%        | 12.1%        | 17.0%        | 11.4%        | 11.4%        | 18.7%        | 16.0%        |
| <b>Support</b>                                | <b>87.3%</b> | <b>87.7%</b> | <b>77.0%</b> | <b>83.6%</b> | <b>83.6%</b> | <b>73.8%</b> | <b>73.7%</b> |
| Maintenance                                   | 12.7%        | 12.3%        | 23.0%        | 16.4%        | 16.4%        | 22.9%        | 23.0%        |
| Technical Services                            |              |              |              |              |              | 3.3%         | 3.3%         |
| <b>Maintenance/ Technical</b>                 | <b>12.7%</b> | <b>12.3%</b> | <b>23.0%</b> | <b>16.4%</b> | <b>16.4%</b> | <b>26.2%</b> | <b>26.3%</b> |
| <b>General Support</b>                        | <b>2.7%</b>  | <b>2.8%</b>  | <b>2.5%</b>  | <b>2.5%</b>  | <b>2.5%</b>  | <b>2.5%</b>  | <b>2.5%</b>  |
| <b>Health Care Assistants</b>                 | <b>42.6%</b> | <b>42.6%</b> | <b>43.1%</b> | <b>42.8%</b> | <b>42.8%</b> | <b>45.1%</b> | <b>45.4%</b> |
| <b>Care, other</b>                            | <b>57.4%</b> | <b>57.4%</b> | <b>56.9%</b> | <b>57.2%</b> | <b>57.2%</b> | <b>54.9%</b> | <b>54.6%</b> |
| <b>Patient &amp; Client Care</b>              | <b>34.5%</b> | <b>35.4%</b> | <b>36.2%</b> | <b>35.2%</b> | <b>35.2%</b> | <b>34.4%</b> | <b>34.4%</b> |
| <b>Total</b>                                  | <b>100 %</b> | <b>100 %</b> | <b>100 %</b> | <b>100 %</b> | <b>100 %</b> | <b>100 %</b> | <b>100 %</b> |

| Jan 2023 (Dec 2020 figure: 804)              | WTE Dec 2017 | WTE Dec 2018 | WTE Dec 2019 | WTE Dec 2020 | WTE Dec 2020 | WTE Dec 2022 | WTE Jan 2023 |
|--|--------------|--------------|--------------|--------------|--------------|--------------|--------------|
| <b>Older People</b>                          | <b>828</b>   | <b>808</b>   | <b>823</b>   | <b>804</b>   | <b>814</b>   | <b>813</b>   | <b>817</b>   |
| Senior Registrar                             | 20.0%        | 33.3%        | 20.0%        | 26.1%        | 26.1%        | 34.6%        | 35.2%        |
| <b>Registrars</b>                            | <b>20.0%</b> | <b>33.3%</b> | <b>20.0%</b> | <b>26.1%</b> | <b>26.1%</b> | <b>34.6%</b> | <b>35.2%</b> |
| <b>Medical/ Dental, other</b>                | <b>80.0%</b> | <b>66.7%</b> | <b>80.0%</b> | <b>73.9%</b> | <b>73.9%</b> | <b>65.4%</b> | <b>64.8%</b> |
| <b>Medical &amp; Dental</b>                  | <b>0.6%</b>  | <b>0.7%</b>  | <b>0.6%</b>  | <b>0.5%</b>  | <b>0.5%</b>  | <b>0.3%</b>  | <b>0.3%</b>  |
| Clinical Nurse/ Midwife Manager              | 20.4%        | 20.8%        | 20.3%        | 19.6%        | 19.6%        | 18.6%        | 18.3%        |
| Director Nursing/Midwifery, Assistant        | 1.8%         | 2.6%         | 2.8%         | 2.5%         | 2.5%         | 3.1%         | 3.3%         |
| Director of Nursing/Midwifery                | 1.8%         | 1.9%         | 1.8%         | 1.1%         | 1.1%         | 1.8%         | 1.8%         |
| <b>Nurse/ Midwife Manager</b>                | <b>24.1%</b> | <b>25.3%</b> | <b>25.0%</b> | <b>23.2%</b> | <b>23.2%</b> | <b>23.6%</b> | <b>23.4%</b> |
| <b>Nurse/ Midwife Specialist &amp; AN/MP</b> |              | <b>0.4%</b>  | <b>0.4%</b>  | <b>0.4%</b>  | <b>0.4%</b>  |              |              |
| Staff Nurses [General/ Children's]           | 75.9%        | 74.4%        | 74.6%        | 76.4%        | 76.4%        | 76.4%        | 76.2%        |
| Staff Midwives                               |              |              |              |              |              |              | 0.4%         |
| <b>Staff Nurse/ Staff Midwife</b>            | <b>75.9%</b> | <b>74.4%</b> | <b>74.6%</b> | <b>76.4%</b> | <b>76.4%</b> | <b>76.4%</b> | <b>76.6%</b> |
| <b>Nursing &amp; Midwifery</b>               | <b>32.7%</b> | <b>33.0%</b> | <b>33.2%</b> | <b>33.5%</b> | <b>33.5%</b> | <b>33.3%</b> | <b>33.3%</b> |
| Dietitians                                   | 4.5%         | 4.5%         | 3.9%         | 4.3%         | 4.3%         | 4.6%         | 4.4%         |
| Occupational Therapists                      | 28.1%        | 28.0%        | 28.3%        | 29.7%        | 29.7%        | 31.4%        | 29.6%        |
| Physiotherapists                             | 30.1%        | 34.7%        | 32.4%        | 30.4%        | 30.4%        | 34.8%        | 38.5%        |
| Podiatrists & Chiropodists                   | 3.1%         | 1.6%         | 1.0%         | 2.0%         | 2.0%         | 0.4%         | 0.4%         |
| Speech & Language Therapists                 | 9.4%         | 9.3%         | 9.7%         | 9.9%         | 9.9%         | 8.4%         | 8.0%         |
| <b>Therapy Professions</b>                   | <b>75.2%</b> | <b>78.0%</b> | <b>75.4%</b> | <b>76.3%</b> | <b>76.3%</b> | <b>79.6%</b> | <b>80.9%</b> |
| <b>Social Workers</b>                        | <b>20.0%</b> | <b>16.4%</b> | <b>17.1%</b> | <b>17.1%</b> | <b>17.1%</b> | <b>12.6%</b> | <b>11.9%</b> |

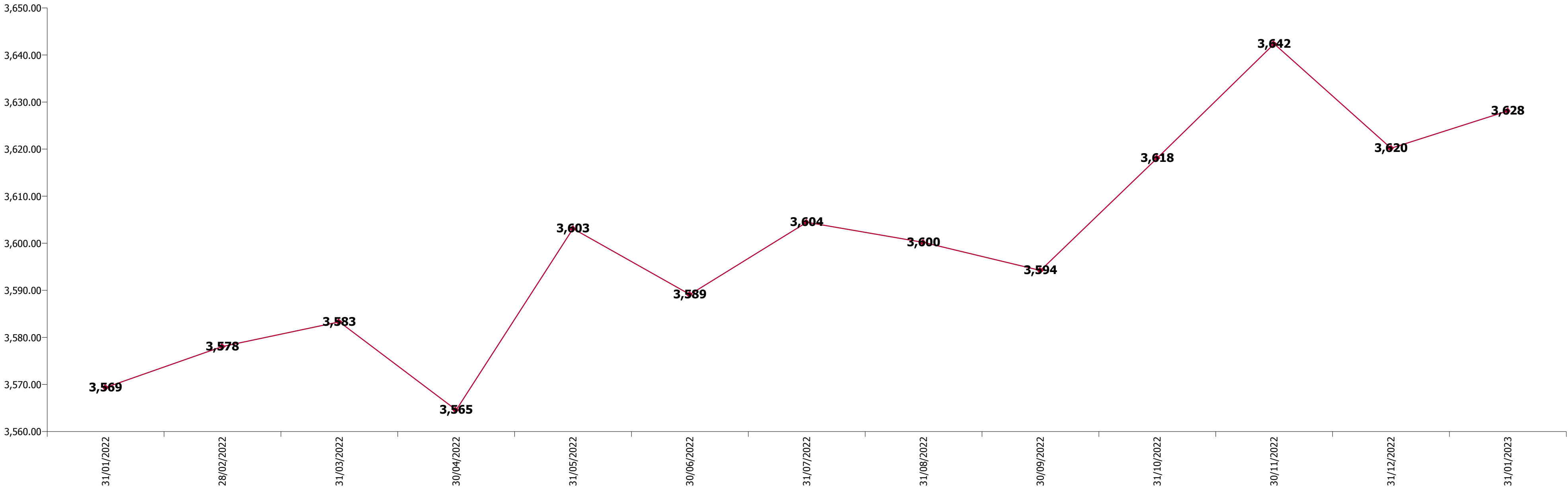


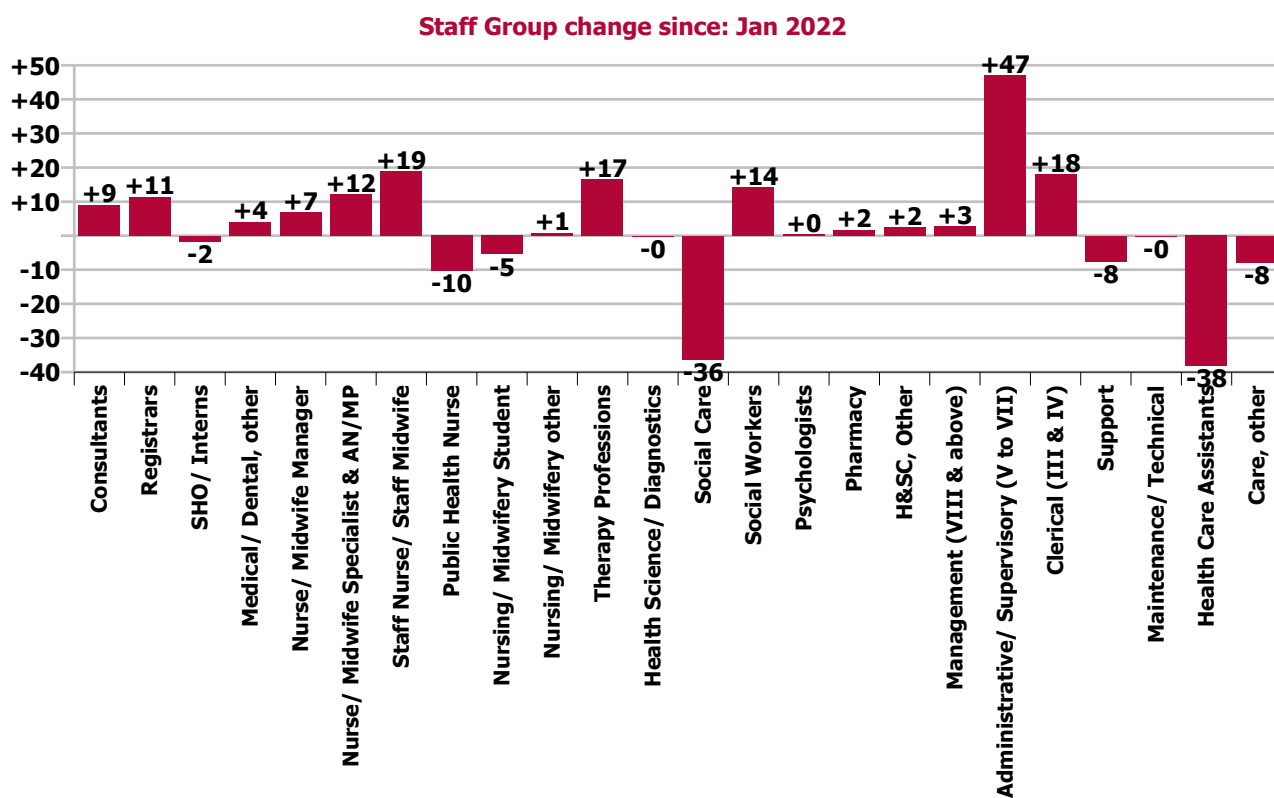
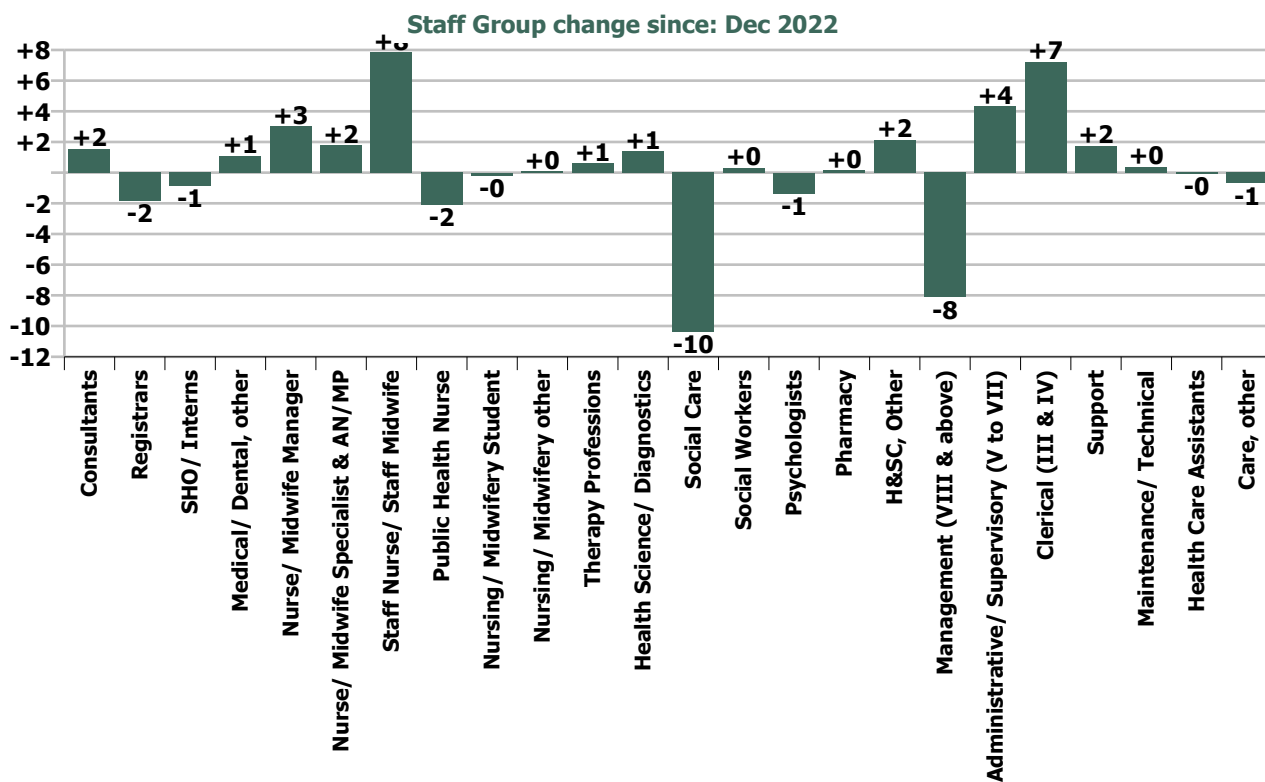
| Jan 2023 (Dec 2020 figure: 804)               | WTE Dec 2017 | WTE Dec 2018 | WTE Dec 2019 | WTE Dec 2020 | WTE Dec 2020 | WTE Dec 2022 | WTE Jan 2023 |
|---|--------------|--------------|--------------|--------------|--------------|--------------|--------------|
| <b>Older People</b>                           | <b>828</b>   | <b>808</b>   | <b>823</b>   | <b>804</b>   | <b>814</b>   | <b>813</b>   | <b>817</b>   |
| Psychologists                                 |              | 0.9%         | 3.2%         | 1.8%         | 1.8%         |              |              |
| <b>Psychologists</b>                          |              | <b>0.9%</b>  | <b>3.2%</b>  | <b>1.8%</b>  | <b>1.8%</b>  |              |              |
| <b>Pharmacy</b>                               | <b>4.8%</b>  | <b>4.8%</b>  | <b>4.3%</b>  | <b>4.8%</b>  | <b>4.8%</b>  | <b>7.9%</b>  | <b>7.2%</b>  |
| <b>Health &amp; Social Care Professionals</b> | <b>6.9%</b>  | <b>7.2%</b>  | <b>8.0%</b>  | <b>7.5%</b>  | <b>7.5%</b>  | <b>6.9%</b>  | <b>6.9%</b>  |
| Management (VIII & above)                     | 1.9%         | 3.9%         | 7.2%         | 8.7%         | 8.7%         | 10.8%        | 9.6%         |
| Administrative/ Supervisory (V to VII)        | 40.3%        | 40.2%        | 39.9%        | 33.8%        | 33.8%        | 43.5%        | 44.5%        |
| Clerical (III & IV)                           | 57.8%        | 55.9%        | 52.9%        | 57.5%        | 57.5%        | 45.6%        | 45.9%        |
| <b>Management &amp; Administrative</b>        | <b>6.3%</b>  | <b>6.4%</b>  | <b>6.8%</b>  | <b>7.2%</b>  | <b>7.2%</b>  | <b>8.8%</b>  | <b>8.8%</b>  |
| Catering                                      | 14.8%        | 15.6%        | 16.3%        | 15.3%        | 15.3%        | 17.4%        | 17.9%        |
| Household Services                            | 55.3%        | 56.7%        | 56.3%        | 55.7%        | 55.7%        | 53.6%        | 53.0%        |
| Other Support                                 | 7.2%         | 6.4%         | 6.2%         | 6.5%         | 6.5%         | 7.6%         | 7.8%         |
| Portering                                     | 14.4%        | 14.1%        | 14.3%        | 14.4%        | 14.4%        | 14.6%        | 15.0%        |
| <b>Support</b>                                | <b>91.8%</b> | <b>92.8%</b> | <b>93.1%</b> | <b>91.9%</b> | <b>91.9%</b> | <b>93.2%</b> | <b>93.6%</b> |
| <b>Maintenance/ Technical</b>                 | <b>8.2%</b>  | <b>7.2%</b>  | <b>6.9%</b>  | <b>8.1%</b>  | <b>8.1%</b>  | <b>6.8%</b>  | <b>6.4%</b>  |
| <b>General Support</b>                        | <b>14.7%</b> | <b>14.1%</b> | <b>14.1%</b> | <b>13.8%</b> | <b>13.8%</b> | <b>13.5%</b> | <b>13.5%</b> |
| Health & Social Care Assistants               | 3.1%         | 2.7%         | 2.7%         | 2.6%         | 2.6%         | 2.9%         | 3.0%         |
| Attendant/ Aide                               | 50.2%        | 38.1%        | 37.1%        | 14.1%        | 14.1%        | 6.0%         | 6.0%         |
| Health Care Assistant/ Care Assistant         | 44.5%        | 56.8%        | 57.8%        | 81.5%        | 81.5%        | 89.1%        | 89.1%        |
| <b>Health Care Assistants</b>                 | <b>97.7%</b> | <b>97.6%</b> | <b>97.6%</b> | <b>98.2%</b> | <b>98.2%</b> | <b>98.0%</b> | <b>98.1%</b> |
| Care, other                                   | 2.3%         | 2.4%         | 2.4%         | 1.8%         | 1.8%         | 2.0%         | 1.9%         |
| <b>Patient &amp; Client Care</b>              | <b>38.8%</b> | <b>38.6%</b> | <b>37.3%</b> | <b>37.5%</b> | <b>37.5%</b> | <b>37.2%</b> | <b>37.2%</b> |
| <b>Total</b>                                  | <b>100 %</b> | <b>100 %</b> | <b>100 %</b> | <b>100 %</b> | <b>100 %</b> | <b>100 %</b> | <b>100 %</b> |



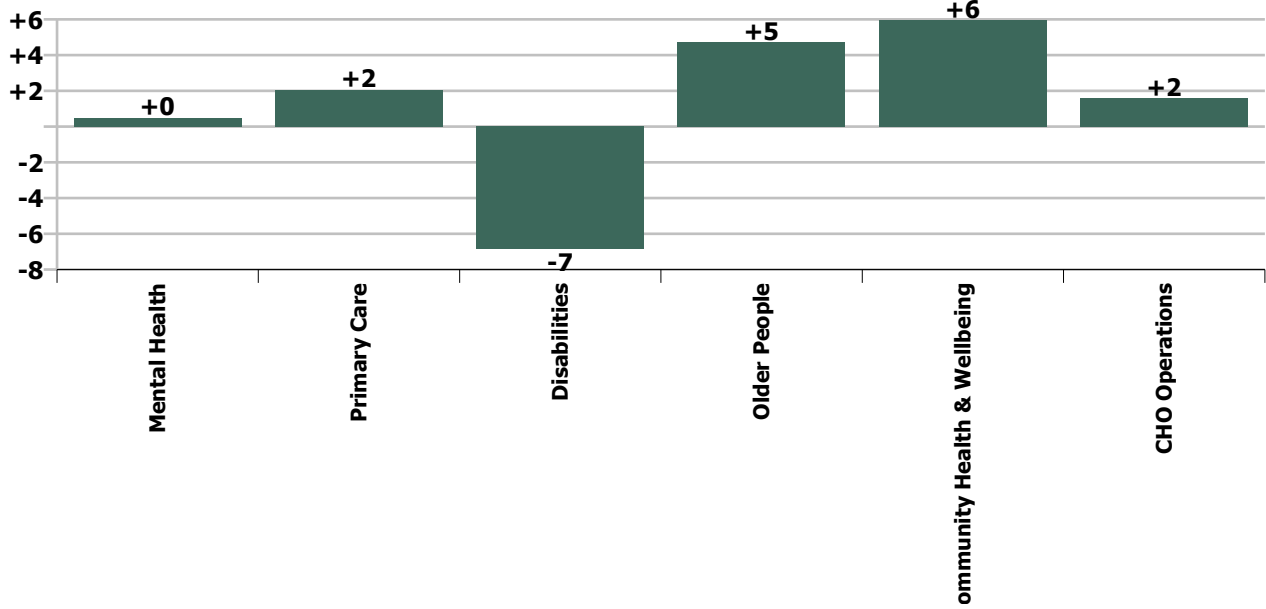
Summary Staff Movement: January 2023

| Month-on-month Summary       |                       |         |             |            |              |                        |                  |                        |                                   |                            |                     |                            |                          |                     |                     |                             |             |                |               |          |             |                                    |                           |   |                     |                             |                 |                       |
|------------------------------|-----------------------|---------|-------------|------------|--------------|------------------------|------------------|------------------------|-----------------------------------|----------------------------|---------------------|----------------------------|--------------------------|---------------------|---------------------|-----------------------------|-------------|----------------|---------------|----------|-------------|------------------------------------|---------------------------|---|---------------------|-----------------------------|-----------------|-----------------------|
| WTE change since Dec 22      | % change since Dec 22 | overall | Consultants | Registrars | SHO/ Interns | Medical/ Dental, other | Medical & Dental | Nurse/ Midwife Manager | Nurse/ Midwife Specialist & AN/MP | Staff Nurse/ Staff Midwife | Public Health Nurse | Nursing/ Midwifery Student | Nursing/ Midwifery other | Nursing & Midwifery | Therapy Professions | Health Science/ Diagnostics | Social Care | Social Workers | Psychologists | Pharmacy | H&SC, Other | Health & Social Care Professionals | Management (VIII & above) | Administrativ e/ Supervisory (V to VII) | Clerical (III & IV) | Management & Administrative | General Support | Patient & Client Care |
| Overall                      | +0.2%                 | +8      | +1.5        | -1.8       | -0.9         | +1.1                   | -0.1             | +3.0                   | +1.8                              | +7.8                       | -2.1                | -0.2                       | +0.1                     | +10.4               | +0.6                | +1.4                        | -10.4       | +0.3           | -1.4          | +0.1     | +2.1        | -7.2                               | -8.1                      | +4.3                                    | +7.2                | +3.4                        | +2.1            | -0.8                  |
| Community Health & Wellbeing | +35.0%                | +6      |             |            |              | +0.0                   | +0.0             |                        |                                   |                            |                     |                            |                          |                     |                     | +1.0                        |             |                |               |          | +1.0        | +2.1                               | -0.1                      | +2.2                                    | +0.7                | +2.8                        |                 | +1.1                  |
| Mental Health                | +0.1%                 | +1      | +1.6        | -2.6       | -0.7         |                        | -1.7             | +2.4                   | -0.1                              | -0.1                       |                     | +0.1                       | +0.1                     | +2.4                | -0.9                |                             | +0.1        | +0.6           | +0.2          |          | +1.1        | +1.0                               | +0.0                      | -3.6                                    | +0.4                | -3.2                        | +1.2            | +0.8                  |
| Primary Care                 | +0.2%                 | +2      | -0.0        | +0.7       | -0.1         | +1.1                   | +1.7             | +0.6                   | +0.9                              | -0.2                       | -2.1                | -0.3                       |                          | -1.1                | -0.9                | +0.4                        | +0.1        | +0.3           | -0.6          | -0.1     | +0.0        | -0.8                               | -0.9                      | +1.4                                    | +2.4                | +3.0                        | +0.5            | -1.2                  |
| Disabilities                 | -0.6%                 | -7      | 0.0         | +0.0       |              | 0.0                    | +0.0             | -0.3                   | +1.0                              | +5.0                       |                     |                            | 0.0                      | +5.7                | -0.6                |                             | -10.5       | +0.2           | -1.0          |          | +0.0        | -11.9                              | -6.3                      | +2.1                                    | +3.7                | -0.5                        | -0.1            | +0.0                  |
| Older People                 | +0.6%                 | +5      |             | 0.0        |              | -0.1                   | -0.0             | +0.3                   |                                   | +3.1                       |                     |                            |                          | +3.4                | +3.0                |                             |             | 0.0            |               | -0.1     |             | +2.9                               | -0.9                      | +0.4                                    | -0.2                | -0.7                        | +0.6            | -1.4                  |
| Social Care                  | -0.1%                 | -2      | 0.0         | +0.0       |              | -0.0                   | -0.0             | +0.0                   | +1.0                              | +8.1                       |                     |                            | 0.0                      | +9.2                | +2.4                |                             | -10.5       | +0.2           | -1.0          | -0.1     | +0.0        | -9.0                               | -7.3                      | +2.5                                    | +3.6                | -1.3                        | +0.4            | -1.4                  |
| CHO Operations               | +2.6%                 | +2      |             |            |              |                        |                  | -0.1                   |                                   |                            |                     |                            |                          | -0.1                |                     |                             |             | -0.8           |               | +0.3     |             | -0.4                               | +0.1                      | +1.8                                    | +0.1                | +2.1                        |                 |                       |
| CHO Operations               | +2.6%                 | +2      |             |            |              |                        |                  | -0.1                   |                                   |                            |                     |                            |                          | -0.1                |                     |                             |             | -0.8           |               | +0.3     |             | -0.4                               | +0.1                      | +1.8                                    | +0.1                | +2.1                        |                 |                       |
| Change                       | +7.9                  | +0.2%   | +2.7%       | -2.9%      | -5.4%        | +2.3%                  | -0.0%            | +1.4%                  | +4.8%                             | +1.4%                      | -2.1%               | -2.6%                      | +1.7%                    | +1.1%               | +0.2%               | +8.2%                       | -2.5%       | +0.4%          | -2.0%         | +1.6%    | +12.8%      | -0.8%                              | -8.5%                     | +1.8%                                   | +2.8%               | +0.6%                       | +1.1%           | -0.1%                 |
| Year-on-year Summary         |                       |         |             |            |              |                        |                  |                        |                                   |                            |                     |                            |                          |                     |                     |                             |             |                |               |          |             |                                    |                           |   |                     |                             |                 |                       |
| WTE change since Jan 22      | % change since Jan 22 | overall | Consultants | Registrars | SHO/ Interns | Medical/ Dental, other | Medical & Dental | Nurse/ Midwife Manager | Nurse/ Midwife Specialist & AN/MP | Staff Nurse/ Staff Midwife | Public Health Nurse | Nursing/ Midwifery Student | Nursing/ Midwifery other | Nursing & Midwifery | Therapy Professions | Health Science/ Diagnostics | Social Care | Social Workers | Psychologists | Pharmacy | H&SC, Other | Health & Social Care Professionals | Management (VIII & above) | Administrativ e/ Supervisory (V to VII) | Clerical (III & IV) | Management & Administrative | General Support | Patient & Client Care |
| Overall                      | +1.6%                 | +59     | +9.0        | +11.4      | -1.7         | +4.1                   | +22.8            | +6.9                   | +12.1                             | +19.0                      | -10.3               | -5.5                       | +0.8                     | +23.0               | +16.6               | -0.2                        | -36.3       | +14.2          | +0.5          | +1.8     | +2.5        | -1.0                               | +2.8                      | +46.9                                   | +18.0               | +67.8                       | -7.8            | -46.1                 |
| Community Health & Wellbeing | +35.0%                | +6      |             |            |              | +1.0                   | +1.0             |                        |                                   |                            |                     |                            |                          |                     |                     | +1.0                        |             |                |               |          | +3.8        | +4.8                               | +1.5                      | +7.4                                    | +1.0                | +9.9                        |                 | +0.6                  |
| Mental Health                | +0.1%                 | +1      | +7.5        | +3.2       | -2.2         |                        | +8.5             | +1.2                   | +5.4                              | +1.5                       |                     | -2.5                       | +0.8                     | +6.4                | +2.3                |                             | +2.7        | +5.9           | +4.6          |          | +0.1        | +15.5                              | +1.0                      | +0.3                                    | -6.9                | -5.6                        | -3.5            | +1.5                  |
| Primary Care                 | +0.2%                 | +2      | +1.6        | +7.4       | +0.5         | +3.0                   | +12.5            | +8.7                   | +5.7                              | +5.2                       | -10.3               | -3.0                       | -1.0                     | +5.4                | +22.7               | -1.2                        | +1.0        | -0.3           | -2.9          | -0.6     | -1.8        | +17.0                              | -11.7                     | -4.8                                    | +6.7                | -9.9                        | -1.2            | -30.4                 |
| Disabilities                 | -3.3%                 | -41.5   | 0.0         | +0.8       |              | 0.0                    | +0.8             | -2.9                   | +1.0                              | +0.3                       |                     |                            | +1.0                     | -0.7                | -11.0               |                             | -40.0       | +0.8           | -0.8          |          | +0.4        | -50.6                              | +2.0                      | +9.8                                    | +6.6                | +18.4                       | +4.9            | -14.3                 |
| Older People                 | +0.8%                 | +6.1    |             | 0.0        |              | +0.1                   | +0.1             | -1.0                   |                                   | +11.9                      |                     |                            |                          | +11.0               | +2.6                |                             |             | -0.8           | -0.5          | -0.1     |             | +1.2                               | -2.0                      | +4.2                                    | +3.0                | +5.2                        | -7.9            | -3.4                  |
| Social Care                  | -0.1%                 | -2      | 0.0         | +0.8       |              | +0.1                   | +0.8             | -3.9                   | +1.0                              | +12.2                      |                     |                            | +1.0                     | +10.3               | -8.4                |                             | -40.0       | -0.0           | -1.3          | -0.1     | +0.4        | -49.4                              | +0.1                      | +14.0                                   | +9.6                | +23.6                       | -3.0            | -17.7                 |
| CHO Operations               | -100.0%               | +61.8   |             |            |              |                        |                  | +0.9                   |                                   |                            |                     |                            |                          | +0.9                |                     |                             |             | +8.7           |               | +2.4     |             | +11.1                              | +12.0                     | +30.1                                   | +7.7                | +49.8                       |                 |                       |
| CHO Operations               | +2.6%                 | +2      |             |            |              |                        |                  | +0.9                   |                                   |                            |                     |                            |                          | +0.9                |                     |                             |             | +8.7           |               | +2.4     |             | +11.1                              | +12.0                     | +30.1                                   | +7.7                | +49.8                       |                 |                       |
| Change                       | +58.8                 | +1.6%   | +17.9%      | +22.7%     | -10.0%       | +9.0%                  | +14.0%           | +3.3%                  | +46.1%                            | +3.5%                      | -9.6%               | -43.4%                     | +21.0%                   | +2.6%               | +7.0%               | -1.2%                       | -8.3%       | +24.7%         | +0.7%         | +24.4%   | +15.2%      | -0.1%                              | +3.3%                     | +23.6%                                  | +7.3%               | +12.8%                      | -3.7%           | -5.0%                 |

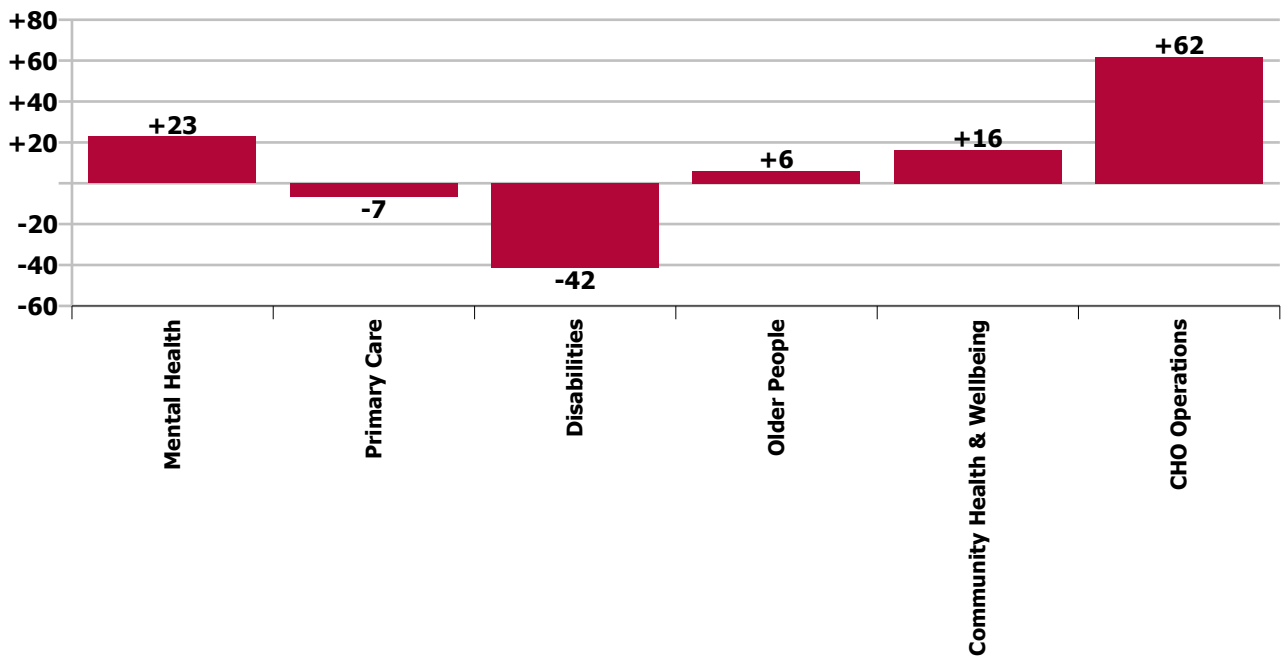




Care Group change since: Dec 2022



Care Group change since: Jan 2022



## Longitudinal Employment Levels by Grade Group - Dec 2017 to Jan 2023

| Jan 2023 (Dec 2017 figure: 3,357)            | WTE Jan 2023 | WTE change since Dec 17 | WTE change since Dec 18 | WTE change since Dec 19 | WTE change since Dec 20 | WTE change since Dec 21 | WTE change since Dec 22 | % change since Dec 17 | % change since Dec 18 | % change since Dec 19 | % change since Dec 20 | % change since Dec 21 | % change since Dec 22 |
|--|--------------|-------------------------|-------------------------|-------------------------|-------------------------|-------------------------|-------------------------|-----------------------|-----------------------|-----------------------|-----------------------|-----------------------|-----------------------|
| <b>Overall</b>                               | <b>3,628</b> | <b>+272</b>             | <b>+260</b>             | <b>+250</b>             | <b>+163</b>             | <b>+67</b>              | <b>+8</b>               | <b>+8.1%</b>          | <b>+7.7%</b>          | <b>+7.4%</b>          | <b>+4.7%</b>          | <b>+1.9%</b>          | <b>+0.2%</b>          |
| Consultant Dentistry                         | 6            | -1                      | -1                      | -1                      | +0                      | +0                      |                         | -17.7%                | -17.7%                | -12.4%                | +0.6%                 | +0.6%                 |                       |
| Consultant Medicine                          | 3            | +2                      | +2                      | +2                      | +2                      | +2                      | -0                      | +153.0%               | +153.0%               | +153.0%               | +153.0%               | +153.0%               | -0.8%                 |
| Consultant Paediatrics                       |              | -0                      |                         |                         |                         |                         |                         | -100.0%               | -100.0%               | -100.0%               | -100.0%               | -100.0%               | -100.0%               |
| Consultant Psychiatry                        | 50           | +19                     | +17                     | +11                     | +7                      | +6                      | +2                      | +61.3%                | +50.0%                | +27.5%                | +15.3%                | +12.8%                | +3.2%                 |
| Consultant Radiology                         | 1            |                         |                         |                         |                         |                         |                         |                       |                       |                       |                       |                       |                       |
| <b>Consultants</b>                           | <b>60</b>    | <b>+19</b>              | <b>+17</b>              | <b>+11</b>              | <b>+8</b>               | <b>+7</b>               | <b>+2</b>               | <b>+46.7%</b>         | <b>+39.1%</b>         | <b>+23.6%</b>         | <b>+15.9%</b>         | <b>+13.8%</b>         | <b>+2.7%</b>          |
| Registrar                                    | 49           | +9                      | +13                     | +9                      | +15                     | +10                     | -1                      | +23.3%                | +37.1%                | +22.6%                | +44.2%                | +26.0%                | -2.8%                 |
| Senior Registrar                             | 11           | +4                      | +2                      | +4                      | +3                      | +0                      | -0                      | +64.2%                | +16.7%                | +48.2%                | +29.7%                | +4.4%                 | -3.9%                 |
| Specialist Registrar                         | 1            |                         |                         |                         |                         |                         |                         |                       |                       |                       |                       |                       |                       |
| <b>Registrars</b>                            | <b>62</b>    | <b>+14</b>              | <b>+15</b>              | <b>+13</b>              | <b>+18</b>              | <b>+11</b>              | <b>-2</b>               | <b>+28.6%</b>         | <b>+32.1%</b>         | <b>+26.1%</b>         | <b>+40.4%</b>         | <b>+21.0%</b>         | <b>-2.9%</b>          |
| Senior House Officer                         | 15           | -6                      | -7                      | -0                      | -4                      | -3                      | -1                      | -28.0%                | -32.2%                | -1.7%                 | -21.9%                | -17.7%                | -5.4%                 |
| <b>SHO/ Interns</b>                          | <b>15</b>    | <b>-6</b>               | <b>-7</b>               | <b>-0</b>               | <b>-4</b>               | <b>-3</b>               | <b>-1</b>               | <b>-28.0%</b>         | <b>-32.2%</b>         | <b>-1.7%</b>          | <b>-21.9%</b>         | <b>-17.7%</b>         | <b>-5.4%</b>          |
| Dentists                                     | 27           | -2                      | +0                      | +1                      | +3                      | -0                      | +1                      | -6.0%                 | +1.2%                 | +3.1%                 | +10.1%                | -0.3%                 | +3.8%                 |
| Other Medical                                | 22           | -3                      | -5                      | -2                      | +2                      | +5                      | +0                      | -13.0%                | -18.1%                | -9.8%                 | +10.5%                | +28.1%                | +0.4%                 |
| <b>Medical/ Dental, other</b>                | <b>50</b>    | <b>-5</b>               | <b>-5</b>               | <b>-2</b>               | <b>+5</b>               | <b>+5</b>               | <b>+1</b>               | <b>-9.3%</b>          | <b>-8.5%</b>          | <b>-3.1%</b>          | <b>+10.3%</b>         | <b>+10.8%</b>         | <b>+2.3%</b>          |
| <b>Medical &amp; Dental</b>                  | <b>186</b>   | <b>+22</b>              | <b>+20</b>              | <b>+22</b>              | <b>+26</b>              | <b>+19</b>              | <b>-0</b>               | <b>+13.2%</b>         | <b>+12.0%</b>         | <b>+13.6%</b>         | <b>+16.4%</b>         | <b>+11.7%</b>         | <b>-0.0%</b>          |
| Clinical Nurse/ Midwife Manager              | 156          | -1                      | -5                      | -5                      | -2                      | -4                      | -1                      | -0.9%                 | -3.0%                 | -3.1%                 | -1.6%                 | -2.5%                 | -0.4%                 |
| Director Nursing/Midwifery, Assistant        | 41           | +12                     | +5                      | +6                      | +7                      | +13                     | +3                      | +40.9%                | +15.3%                | +15.9%                | +20.2%                | +49.3%                | +9.2%                 |
| Director of Nursing/Midwifery                | 16           | +1                      | +3                      | +2                      | +3                      | +3                      | +0                      | +5.0%                 | +20.1%                | +12.3%                | +20.9%                | +18.3%                | +0.9%                 |
| <b>Nurse/ Midwife Manager</b>                | <b>213</b>   | <b>+11</b>              | <b>+3</b>               | <b>+2</b>               | <b>+7</b>               | <b>+12</b>              | <b>+3</b>               | <b>+5.5%</b>          | <b>+1.5%</b>          | <b>+1.1%</b>          | <b>+3.5%</b>          | <b>+6.0%</b>          | <b>+1.4%</b>          |
| Advanced Nurse/ Midwife Practitioner         | 6            | +6                      | +6                      | +6                      | +1                      | +1                      | +1                      | +1148.0%              | +1148.0%              | +817.6%               | +13.5%                | +16.4%                | +24.3%                |
| Clinical Nurse/ Midwife Specialist           | 32           | +11                     | +13                     | +12                     | +14                     | +9                      | +1                      | +55.4%                | +71.2%                | +61.4%                | +73.5%                | +41.0%                | +1.7%                 |
| <b>Nurse/ Midwife Specialist &amp; AN/MP</b> | <b>38</b>    | <b>+17</b>              | <b>+19</b>              | <b>+18</b>              | <b>+14</b>              | <b>+10</b>              | <b>+2</b>               | <b>+81.2%</b>         | <b>+99.1%</b>         | <b>+86.4%</b>         | <b>+59.8%</b>         | <b>+36.3%</b>         | <b>+4.8%</b>          |
| Staff Nurse [Intellectual Disability]        | 83           | +22                     | +25                     | +33                     | +30                     | -12                     | +5                      | +35.2%                | +42.1%                | +67.3%                | +55.6%                | -12.7%                | +7.1%                 |
| Staff Nurse [Psychiatric]                    | 125          | +7                      | +15                     | -8                      | +0                      | +0                      | -0                      | +6.1%                 | +13.2%                | -5.8%                 | +0.3%                 | +0.1%                 | -0.2%                 |
| Staff Nurses [General/ Children's]           | 354          | -16                     | -22                     | -5                      | -22                     | +25                     | +2                      | -4.3%                 | -6.0%                 | -1.4%                 | -5.8%                 | +7.7%                 | +0.4%                 |
| Staff Midwives                               | 1            | +1                      | +1                      | +1                      | +1                      | +1                      | +1                      | -100.0%               | -100.0%               | -100.0%               | -100.0%               | -100.0%               | -100.0%               |
| <b>Staff Nurse/ Staff Midwife</b>            | <b>563</b>   | <b>+14</b>              | <b>+18</b>              | <b>+22</b>              | <b>+9</b>               | <b>+14</b>              | <b>+8</b>               | <b>+2.5%</b>          | <b>+3.2%</b>          | <b>+4.0%</b>          | <b>+1.6%</b>          | <b>+2.6%</b>          | <b>+1.4%</b>          |
| <b>Public Health Nurse</b>                   | <b>97</b>    | <b>-26</b>              | <b>-22</b>              | <b>-20</b>              | <b>-15</b>              | <b>-13</b>              | <b>-2</b>               | <b>-21.2%</b>         | <b>-18.3%</b>         | <b>-17.1%</b>         | <b>-13.4%</b>         | <b>-11.8%</b>         | <b>-2.1%</b>          |
| Pre-registration Nurse/ Midwife Intern       | 0            | +0                      | +0                      | +0                      | +0                      | +0                      | +0                      | -100.0%               | -100.0%               | -100.0%               | -100.0%               | -100.0%               | -100.0%               |
| Post-registration Nurse/ Midwife Student     | 7            | -12                     | -4                      | -7                      | -8                      | -4                      | -0                      | -63.8%                | -36.4%                | -48.1%                | -53.0%                | -36.4%                | -4.2%                 |
| Nursing/ Midwifery awaiting registration     |              |                         |                         |                         | -1                      | -1                      |                         | -100.0%               | -100.0%               | -100.0%               | -100.0%               | -100.0%               | -100.0%               |
| <b>Nursing/ Midwifery Student</b>            | <b>7</b>     | <b>-12</b>              | <b>-4</b>               | <b>-6</b>               | <b>-9</b>               | <b>-5</b>               | <b>-0</b>               | <b>-63.2%</b>         | <b>-35.3%</b>         | <b>-47.3%</b>         | <b>-55.2%</b>         | <b>-40.5%</b>         | <b>-2.6%</b>          |
| <b>Nursing/ Midwifery other</b>              | <b>5</b>     | <b>+3</b>               | <b>+2</b>               | <b>+3</b>               | <b>+2</b>               | <b>+1</b>               | <b>+0</b>               | <b>+142.0%</b>        | <b>+69.2%</b>         | <b>+142.0%</b>        | <b>+61.3%</b>         | <b>+30.8%</b>         | <b>+1.7%</b>          |
| <b>Nursing &amp; Midwifery</b>               | <b>923</b>   | <b>+7</b>               | <b>+17</b>              | <b>+18</b>              | <b>+9</b>               | <b>+20</b>              | <b>+10</b>              | <b>+0.7%</b>          | <b>+1.8%</b>          | <b>+2.0%</b>          | <b>+0.9%</b>          | <b>+2.2%</b>          | <b>+1.1%</b>          |
| Dietitians                                   | 21           | +6                      | +5                      | +7                      | +5                      | +8                      | -1                      | +36.1%                | +32.9%                | +44.7%                | +28.4%                | +58.5%                | -3.8%                 |
| Occupational Therapists                      | 99           | +11                     | +7                      | +8                      | +6                      | +6                      | +0                      | +12.7%                | +7.8%                 | +8.3%                 | +6.6%                 | +6.4%                 | +0.4%                 |
| Orthoptists                                  | 2            | +2                      | +2                      | +2                      | +2                      | +1                      | +0                      | -100.0%               | -100.0%               | -100.0%               | -100.0%               | +100.0%               | +1.0%                 |

| Jan 2023 (Dec 2017 figure: 3,357)             | WTE Jan 2023 | WTE change since Dec 17 | WTE change since Dec 18 | WTE change since Dec 19 | WTE change since Dec 20 | WTE change since Dec 21 | WTE change since Dec 22 | % change since Dec 17 | % change since Dec 18 | % change since Dec 19 | % change since Dec 20 | % change since Dec 21 | % change since Dec 22 |
|---|--------------|-------------------------|-------------------------|-------------------------|-------------------------|-------------------------|-------------------------|-----------------------|-----------------------|-----------------------|-----------------------|-----------------------|-----------------------|
| <b>Overall</b>                                | <b>3,628</b> | <b>+272</b>             | <b>+260</b>             | <b>+250</b>             | <b>+163</b>             | <b>+67</b>              | <b>+8</b>               | <b>+8.1%</b>          | <b>+7.7%</b>          | <b>+7.4%</b>          | <b>+4.7%</b>          | <b>+1.9%</b>          | <b>+0.2%</b>          |
| Physiotherapists                              | 68           | +10                     | +6                      | +8                      | +9                      | +2                      | +0                      | +16.4%                | +9.3%                 | +13.0%                | +15.7%                | +2.5%                 | +0.4%                 |
| Podiatrists & Chiropodists                    | 2            | -1                      | -0                      | +1                      | -2                      | -0                      | +0                      | -34.9%                | -6.0%                 | +30.2%                | -47.5%                | -18.2%                | +0.9%                 |
| Speech & Language Therapists                  | 60           | -6                      | -15                     | -10                     | -5                      | +2                      | +1                      | -8.7%                 | -19.9%                | -14.1%                | -7.6%                 | +2.6%                 | +1.3%                 |
| <b>Therapy Professions</b>                    | <b>253</b>   | <b>+21</b>              | <b>+5</b>               | <b>+15</b>              | <b>+15</b>              | <b>+17</b>              | <b>+1</b>               | <b>+9.3%</b>          | <b>+2.0%</b>          | <b>+6.1%</b>          | <b>+6.4%</b>          | <b>+7.4%</b>          | <b>+0.2%</b>          |
| Medical Science                               | 16           | -4                      | -5                      | +0                      | -2                      | -0                      | +1                      | -19.1%                | -22.1%                | +1.5%                 | -10.1%                | -2.9%                 | +9.6%                 |
| Radiographers                                 | 3            | -1                      | -1                      | +0                      | +0                      | +1                      | +0                      | -28.6%                | -28.4%                | +2.5%                 | +5.5%                 | +66.7%                | +0.4%                 |
| <b>Health Science/ Diagnostics</b>            | <b>18</b>    | <b>-5</b>               | <b>-5</b>               | <b>+0</b>               | <b>-2</b>               | <b>+1</b>               | <b>+1</b>               | <b>-20.5%</b>         | <b>-23.0%</b>         | <b>+1.6%</b>          | <b>-8.2%</b>          | <b>+3.0%</b>          | <b>+8.2%</b>          |
| <b>Social Care</b>                            | <b>403</b>   | <b>+49</b>              | <b>+61</b>              | <b>+39</b>              | <b>+11</b>              | <b>-24</b>              | <b>-10</b>              | <b>+13.8%</b>         | <b>+17.7%</b>         | <b>+10.6%</b>         | <b>+2.8%</b>          | <b>-5.5%</b>          | <b>-2.5%</b>          |
| <b>Social Workers</b>                         | <b>71</b>    | <b>+15</b>              | <b>+14</b>              | <b>+14</b>              | <b>+17</b>              | <b>+12</b>              | <b>+0</b>               | <b>+27.6%</b>         | <b>+25.2%</b>         | <b>+25.2%</b>         | <b>+31.7%</b>         | <b>+19.4%</b>         | <b>+0.4%</b>          |
| <b>Psychologists</b>                          | <b>66</b>    | <b>+7</b>               | <b>+10</b>              | <b>+10</b>              | <b>+0</b>               | <b>+0</b>               | <b>-1</b>               | <b>+12.5%</b>         | <b>+18.2%</b>         | <b>+17.8%</b>         | <b>+0.0%</b>          | <b>+0.1%</b>          | <b>-2.0%</b>          |
| <b>Pharmacy</b>                               | <b>9</b>     | <b>+5</b>               | <b>+5</b>               | <b>+5</b>               | <b>+5</b>               | <b>+2</b>               | <b>+0</b>               | <b>+136.0%</b>        | <b>+136.0%</b>        | <b>+143.7%</b>        | <b>+128.7%</b>        | <b>+23.7%</b>         | <b>+1.6%</b>          |
| Counsellor Therapists                         | 7            | +1                      | +3                      | +3                      | +3                      | +1                      | +1                      | +8.5%                 | +92.6%                | +58.1%                | +66.4%                | +16.9%                | +17.7%                |
| Dental Hygienists                             | 5            | +1                      | +1                      | +1                      | +1                      | -0                      | +0                      | +31.4%                | +31.0%                | +35.2%                | +31.0%                | -5.4%                 | +0.2%                 |
| Other Health & Social Care                    | 6            | +5                      | +5                      | +1                      | +4                      | +4                      | +1                      | +267.1%               | +585.7%               | +10.2%                | +250.6%               | +174.9%               | +20.7%                |
| Play Therapists/ Specialists                  | 0            | -0                      |                         | +0                      |                         | -0                      |                         | -5.9%                 |                       | +4.3%                 |                       | -20.0%                |                       |
| Vaccinators                                   |              |                         |                         |                         |                         | -1                      |                         | -100.0%               | -100.0%               | -100.0%               | -100.0%               | -100.0%               | -100.0%               |
| <b>H&amp;SC, Other</b>                        | <b>19</b>    | <b>+6</b>               | <b>+10</b>              | <b>+5</b>               | <b>+8</b>               | <b>+4</b>               | <b>+2</b>               | <b>+50.1%</b>         | <b>+111.0%</b>        | <b>+31.4%</b>         | <b>+81.7%</b>         | <b>+23.4%</b>         | <b>+12.8%</b>         |
| <b>Health &amp; Social Care Professionals</b> | <b>840</b>   | <b>+100</b>             | <b>+100</b>             | <b>+88</b>              | <b>+55</b>              | <b>+11</b>              | <b>-7</b>               | <b>+13.5%</b>         | <b>+13.5%</b>         | <b>+11.7%</b>         | <b>+7.0%</b>          | <b>+1.4%</b>          | <b>-0.8%</b>          |
| Executive Management                          | 26           | -2                      | +1                      | +2                      | +2                      | +1                      | -8                      | -7.1%                 | +5.1%                 | +8.7%                 | +7.9%                 | +4.4%                 | -24.9%                |
| Senior Management (VIII & GM)                 | 62           | +21                     | +12                     | +17                     | +16                     | +4                      | +0                      | +50.0%                | +25.0%                | +38.9%                | +34.7%                | +7.0%                 | +0.6%                 |
| <b>Management (VIII &amp; above)</b>          | <b>87</b>    | <b>+19</b>              | <b>+14</b>              | <b>+19</b>              | <b>+18</b>              | <b>+5</b>               | <b>-8</b>               | <b>+27.1%</b>         | <b>+18.4%</b>         | <b>+28.5%</b>         | <b>+25.6%</b>         | <b>+6.2%</b>          | <b>-8.5%</b>          |
| <b>Administrative/ Supervisory (V to VII)</b> | <b>245</b>   | <b>+96</b>              | <b>+74</b>              | <b>+75</b>              | <b>+79</b>              | <b>+52</b>              | <b>+4</b>               | <b>+64.7%</b>         | <b>+43.3%</b>         | <b>+44.3%</b>         | <b>+47.7%</b>         | <b>+26.9%</b>         | <b>+1.8%</b>          |
| <b>Clerical (III &amp; IV)</b>                | <b>266</b>   | <b>+32</b>              | <b>+35</b>              | <b>+29</b>              | <b>+6</b>               | <b>+13</b>              | <b>+7</b>               | <b>+13.8%</b>         | <b>+15.2%</b>         | <b>+12.3%</b>         | <b>+2.4%</b>          | <b>+5.2%</b>          | <b>+2.8%</b>          |
| <b>Management &amp; Administrative</b>        | <b>599</b>   | <b>+147</b>             | <b>+123</b>             | <b>+124</b>             | <b>+103</b>             | <b>+70</b>              | <b>+3</b>               | <b>+32.6%</b>         | <b>+25.8%</b>         | <b>+26.1%</b>         | <b>+20.8%</b>         | <b>+13.3%</b>         | <b>+0.6%</b>          |
| Catering                                      | 25           | -3                      | -4                      | -1                      | -1                      | -1                      | +1                      | -10.7%                | -12.8%                | -4.8%                 | -3.3%                 | -5.5%                 | +2.8%                 |
| Household Services                            | 109          | -31                     | -24                     | -13                     | -14                     | -8                      | +1                      | -22.2%                | -17.9%                | -10.5%                | -11.4%                | -6.9%                 | +1.0%                 |
| Other Support                                 | 23           | +1                      | +5                      | +4                      | +3                      | +4                      | -1                      | +6.8%                 | +25.9%                | +18.9%                | +13.2%                | +21.2%                | -2.8%                 |
| Portering                                     | 21           | -5                      | -3                      | -2                      | -2                      | -3                      | +1                      | -20.4%                | -12.1%                | -10.1%                | -7.2%                 | -12.6%                | +2.7%                 |
| Other Labs & Associated                       | 1            | -0                      | -0                      | -0                      | -0                      | +0                      | +0                      | -15.0%                | -15.0%                | -15.0%                | -15.0%                | +6.3%                 | +7.6%                 |
| <b>Support</b>                                | <b>178</b>   | <b>-38</b>              | <b>-26</b>              | <b>-13</b>              | <b>-14</b>              | <b>-8</b>               | <b>+2</b>               | <b>-17.6%</b>         | <b>-12.5%</b>         | <b>-6.7%</b>          | <b>-7.2%</b>          | <b>-4.5%</b>          | <b>+1.0%</b>          |
| <b>Maintenance/ Technical</b>                 | <b>23</b>    | <b>+2</b>               | <b>+4</b>               | <b>+0</b>               | <b>+1</b>               | <b>-0</b>               | <b>+0</b>               | <b>+8.5%</b>          | <b>+19.8%</b>         | <b>+0.5%</b>          | <b>+3.5%</b>          | <b>-1.0%</b>          | <b>+1.7%</b>          |
| <b>General Support</b>                        | <b>201</b>   | <b>-36</b>              | <b>-22</b>              | <b>-13</b>              | <b>-13</b>              | <b>-9</b>               | <b>+2</b>               | <b>-15.3%</b>         | <b>-9.8%</b>          | <b>-5.9%</b>          | <b>-6.1%</b>          | <b>-4.1%</b>          | <b>+1.1%</b>          |
| Health & Social Care Assistants               | 12           | +2                      | -3                      | +1                      | -3                      | +1                      | +0                      | +22.1%                | -22.0%                | +6.6%                 | -18.4%                | +11.9%                | +2.6%                 |
| Attendant/ Aide                               | 26           | -190                    | -109                    | -112                    | -31                     | -50                     | +0                      | -87.9%                | -80.6%                | -81.2%                | -54.2%                | -65.6%                | +1.7%                 |
| Health Care Assistant/ Care Assistant         | 518          | +215                    | +137                    | +129                    | +24                     | +10                     | -1                      | +71.2%                | +35.8%                | +33.3%                | +4.8%                 | +1.9%                 | -0.2%                 |
| <b>Health Care Assistants</b>                 | <b>556</b>   | <b>+28</b>              | <b>+25</b>              | <b>+18</b>              | <b>-10</b>              | <b>-39</b>              | <b>-0</b>               | <b>+5.2%</b>          | <b>+4.6%</b>          | <b>+3.3%</b>          | <b>-1.7%</b>          | <b>-6.5%</b>          | <b>-0.0%</b>          |
| <b>Care, other</b>                            | <b>323</b>   | <b>+5</b>               | <b>-2</b>               | <b>-7</b>               | <b>-8</b>               | <b>-7</b>               | <b>-1</b>               | <b>+1.5%</b>          | <b>-0.6%</b>          | <b>-2.2%</b>          | <b>-2.3%</b>          | <b>-2.0%</b>          | <b>-0.2%</b>          |
| <b>Patient &amp; Client Care</b>              | <b>879</b>   | <b>+32</b>              | <b>+23</b>              | <b>+10</b>              | <b>-17</b>              | <b>-45</b>              | <b>-1</b>               | <b>+3.8%</b>          | <b>+2.6%</b>          | <b>+1.2%</b>          | <b>-1.9%</b>          | <b>-4.9%</b>          | <b>-0.1%</b>          |

Source: Health Service Personnel Census

Longitudinal Employment Levels by Care Group - Dec 2017 to Jan 2023

Community Health & Wellbeing

| Jan 2023 ( figure: )                   | WTE Jan 2023 | WTE change since | WTE change since | WTE change since | WTE change since Dec 20 | WTE change since Dec 21 | WTE change since Dec 22 | % change since | % change since | % change since | % change since Dec 20 | % change since Dec 21 | % change since Dec 22 |
|--|--------------|------------------|------------------|------------------|-------------------------|-------------------------|-------------------------|----------------|----------------|----------------|-----------------------|-----------------------|-----------------------|
| Overall                                | 23           | +23              | +23              | +23              | +15                     | +16                     | +6                      | -100.0%        | -100.0%        | -100.0%        | +196.4%               | +250.2%               | +35.0%                |
| Medical & Dental                       | 1            | +1               | +1               | +1               | +1                      | +1                      | +0                      | -1.0%          | -1.0%          | -1.0%          | -1.0%                 | -1.0%                 | +0.0%                 |
| Medical/ Dental, other                 | 1            | +1               | +1               | +1               | +1                      | +1                      | +0                      | -1.0%          | -1.0%          | -1.0%          | -1.0%                 | -1.0%                 | +0.0%                 |
| Health & Social Care Professionals     | 5            | +5               | +5               | +5               | +5                      | +5                      | +2                      | -1.0%          | -1.0%          | -1.0%          | -1.0%                 | -1.0%                 | +0.7%                 |
| Health Science/ Diagnostics            | 1            | +1               | +1               | +1               | +1                      | +1                      | +1                      | -1.0%          | -1.0%          | -1.0%          | -1.0%                 | -1.0%                 | -1.0%                 |
| H&SC, Other                            | 4            | +4               | +4               | +4               | +4                      | +4                      | +1                      | -1.0%          | -1.0%          | -1.0%          | -1.0%                 | -1.0%                 | +0.4%                 |
| Management & Administrative            | 16           | +16              | +16              | +16              | +10                     | +10                     | +3                      | -1.0%          | -1.0%          | -1.0%          | +1.9%                 | +1.8%                 | +0.2%                 |
| Management (VIII & above)              | 2            | +2               | +2               | +2               | +1                      | +2                      | -0                      | -1.0%          | -1.0%          | -1.0%          | +1.5%                 | +1.5%                 | -0.0%                 |
| Administrative/ Supervisory (V to VII) | 11           | +11              | +11              | +11              | +8                      | +7                      | +2                      | -1.0%          | -1.0%          | -1.0%          | +2.2%                 | +2.1%                 | +0.2%                 |
| Clerical (III & IV)                    | 2            | +2               | +2               | +2               | +1                      | +1                      | +1                      | -1.0%          | -1.0%          | -1.0%          | +1.6%                 | +1.0%                 | +0.5%                 |
| Patient & Client Care                  | 2            | +2               | +2               | +2               | -1                      | +1                      | +1                      | -1.0%          | -1.0%          | -1.0%          | -0.4%                 | +0.6%                 | +2.2%                 |
| Care, other                            | 2            | +2               | +2               | +2               | -1                      | +1                      | +1                      | -1.0%          | -1.0%          | -1.0%          | -0.4%                 | +0.6%                 | +2.2%                 |

Source: Health Service Personnel Census

Mental Health

| Jan 2023 (Dec 2017 figure: 564)        | WTE Jan 2023 | WTE change since Dec 17 | WTE change since Dec 18 | WTE change since Dec 19 | WTE change since Dec 20 | WTE change since Dec 21 | WTE change since Dec 22 | % change since Dec 17 | % change since Dec 18 | % change since Dec 19 | % change since Dec 20 | % change since Dec 21 | % change since Dec 22 |
|--|--------------|-------------------------|-------------------------|-------------------------|-------------------------|-------------------------|-------------------------|-----------------------|-----------------------|-----------------------|-----------------------|-----------------------|-----------------------|
| Overall                                | 650          | +86                     | +77                     | +57                     | +24                     | +11                     | +0                      | +15.3%                | +13.5%                | +9.7%                 | +3.8%                 | +1.7%                 | +0.1%                 |
| Medical & Dental                       | 82           | +19                     | +19                     | +15                     | +10                     | +5                      | -2                      | +0.3%                 | +0.3%                 | +0.2%                 | +0.1%                 | +0.1%                 | -0.0%                 |
| Consultants                            | 47           | +19                     | +16                     | +11                     | +7                      | +6                      | +2                      | +0.7%                 | +0.5%                 | +0.3%                 | +0.2%                 | +0.1%                 | +0.0%                 |
| Registrars                             | 27           | +8                      | +11                     | +5                      | +8                      | +2                      | -3                      | +0.4%                 | +0.7%                 | +0.2%                 | +0.4%                 | +0.1%                 | -0.1%                 |
| SHO/ Interns                           | 8            | -6                      | -8                      | -1                      | -5                      | -3                      | -1                      | -0.4%                 | -0.5%                 | -0.1%                 | -0.4%                 | -0.3%                 | -0.1%                 |
| Medical/ Dental, other                 |              | -0                      | -0                      |                         |                         |                         |                         | -1.0%                 | -1.0%                 | -1.0%                 | -1.0%                 | -1.0%                 | -1.0%                 |
| Nursing & Midwifery                    | 259          | +29                     | +21                     | +28                     | +8                      | +4                      | +2                      | +0.1%                 | +0.1%                 | +0.1%                 | +0.0%                 | +0.0%                 | +0.0%                 |
| Nurse/ Midwife Manager                 | 77           | +6                      | -4                      | +1                      | -0                      | +2                      | +2                      | +0.1%                 | -0.0%                 | +0.0%                 | +0.0%                 | +0.0%                 | +0.0%                 |
| Nurse/ Midwife Specialist & AN/MP      | 27           | +12                     | +14                     | +13                     | +7                      | +5                      | -0                      | +0.8%                 | +1.2%                 | +1.0%                 | +0.4%                 | +0.2%                 | -0.0%                 |
| Staff Nurse/ Staff Midwife             | 151          | +10                     | +9                      | +12                     | -0                      | -2                      | -0                      | +0.1%                 | +0.1%                 | +0.1%                 | -0.0%                 | -0.0%                 | -0.0%                 |
| Nursing/ Midwifery Student             | 0            | +0                      | +0                      | +0                      | -1                      | -1                      | +0                      | -1.0%                 | -1.0%                 | -1.0%                 | -0.9%                 | -0.9%                 | -1.0%                 |
| Nursing/ Midwifery other               | 4            | +2                      | +1                      | +2                      | +2                      | +1                      | +0                      | +0.9%                 | +0.3%                 | +0.9%                 | +0.9%                 | +0.3%                 | +0.0%                 |
| Health & Social Care Professionals     | 151          | +36                     | +36                     | +21                     | +17                     | +11                     | +1                      | +0.3%                 | +0.3%                 | +0.2%                 | +0.1%                 | +0.1%                 | +0.0%                 |
| Therapy Professions                    | 40           | +7                      | +5                      | -3                      | +2                      | -0                      | -1                      | +0.2%                 | +0.1%                 | -0.1%                 | +0.0%                 | -0.0%                 | -0.0%                 |
| Social Care                            | 28           | -3                      | -2                      | +2                      | -0                      | +2                      | +0                      | -0.1%                 | -0.1%                 | +0.1%                 | -0.0%                 | +0.1%                 | +0.0%                 |
| Social Workers                         | 37           | +11                     | +8                      | +7                      | +7                      | +4                      | +1                      | +0.4%                 | +0.3%                 | +0.2%                 | +0.2%                 | +0.1%                 | +0.0%                 |
| Psychologists                          | 38           | +17                     | +22                     | +16                     | +6                      | +4                      | +0                      | +0.9%                 | +1.4%                 | +0.7%                 | +0.2%                 | +0.1%                 | +0.0%                 |
| H&SC, Other                            | 7            | +3                      | +3                      | -1                      | +2                      | +1                      | +1                      | +0.7%                 | +0.8%                 | -0.1%                 | +0.4%                 | +0.1%                 | +0.2%                 |
| Management & Administrative            | 62           | +2                      | +3                      | -10                     | -8                      | -6                      | -3                      | +0.0%                 | +0.1%                 | -0.1%                 | -0.1%                 | -0.1%                 | -0.0%                 |
| Management (VIII & above)              | 5            | +1                      | +3                      | +2                      | +2                      | +1                      | +0                      | +0.4%                 | +1.5%                 | +0.7%                 | +0.7%                 | +0.3%                 | +0.0%                 |
| Administrative/ Supervisory (V to VII) | 27           | +5                      | +1                      | +0                      | +3                      | +2                      | -4                      | +0.3%                 | +0.0%                 | +0.0%                 | +0.1%                 | +0.1%                 | -0.1%                 |
| Clerical (III & IV)                    | 29           | -5                      | -1                      | -13                     | -13                     | -9                      | +0                      | -0.1%                 | -0.0%                 | -0.3%                 | -0.3%                 | -0.2%                 | +0.0%                 |
| General Support                        | 35           | -18                     | -14                     | -7                      | -9                      | -8                      | +1                      | -0.3%                 | -0.3%                 | -0.2%                 | -0.2%                 | -0.2%                 | +0.0%                 |
| Support                                | 30           | -18                     | -15                     | -7                      | -9                      | -8                      | +0                      | -0.4%                 | -0.3%                 | -0.2%                 | -0.2%                 | -0.2%                 | +0.0%                 |
| Maintenance/ Technical                 | 6            | +1                      | +1                      | -0                      | -0                      | -0                      | +1                      | +0.2%                 | +0.2%                 | -0.0%                 | -0.0%                 | -0.0%                 | +0.2%                 |
| Patient & Client Care                  | 61           | +17                     | +12                     | +10                     | +7                      | +4                      | +1                      | +0.4%                 | +0.2%                 | +0.2%                 | +0.1%                 | +0.1%                 | +0.0%                 |
| Health Care Assistants                 | 54           | +14                     | +10                     | +9                      | +6                      | +4                      | +1                      | +0.3%                 | +0.2%                 | +0.2%                 | +0.1%                 | +0.1%                 | +0.0%                 |
| Care, other                            | 7            | +3                      | +2                      | +2                      | +1                      | +1                      | +0                      | +1.0%                 | +0.3%                 | +0.3%                 | +0.2%                 | +0.1%                 | +0.0%                 |

Source: Health Service Personnel Census



Primary Care

| Jan 2023 (Dec 2017 figure: 795)        | WTE Jan 2023 | WTE change since Dec 17 | WTE change since Dec 18 | WTE change since Dec 19 | WTE change since Dec 20 | WTE change since Dec 21 | WTE change since Dec 22 | % change since Dec 17 | % change since Dec 18 | % change since Dec 19 | % change since Dec 20 | % change since Dec 21 | % change since Dec 22 |
|--|--------------|-------------------------|-------------------------|-------------------------|-------------------------|-------------------------|-------------------------|-----------------------|-----------------------|-----------------------|-----------------------|-----------------------|-----------------------|
| Overall                                | 867          | +72                     | +33                     | +102                    | +56                     | -7                      | +2                      | +9.0%                 | +4.0%                 | +13.3%                | +6.9%                 | -0.8%                 | +0.2%                 |
| Medical & Dental                       | 95           | +5                      | +2                      | +7                      | +15                     | +13                     | +2                      | +0.1%                 | +0.0%                 | +0.1%                 | +0.2%                 | +0.2%                 | +0.0%                 |
| Consultants                            | 10           | +0                      | +0                      | +1                      | +2                      | +2                      | -0                      | +0.0%                 | +0.0%                 | +0.1%                 | +0.2%                 | +0.2%                 | -0.0%                 |
| Registrars                             | 32           | +7                      | +4                      | +6                      | +9                      | +7                      | +1                      | +0.3%                 | +0.1%                 | +0.2%                 | +0.4%                 | +0.3%                 | +0.0%                 |
| SHO/ Interns                           | 7            | +1                      | +1                      | +1                      | +1                      | +1                      | -0                      | +0.1%                 | +0.1%                 | +0.1%                 | +0.1%                 | +0.1%                 | -0.0%                 |
| Medical/ Dental, other                 | 46           | -3                      | -2                      | -0                      | +5                      | +4                      | +1                      | -0.1%                 | -0.0%                 | -0.0%                 | +0.1%                 | +0.1%                 | +0.0%                 |
| Nursing & Midwifery                    | 207          | -2                      | -1                      | -3                      | -2                      | +3                      | -1                      | -0.0%                 | -0.0%                 | -0.0%                 | -0.0%                 | +0.0%                 | -0.0%                 |
| Nurse/ Midwife Manager                 | 32           | +12                     | +9                      | +9                      | +9                      | +11                     | +1                      | +0.6%                 | +0.4%                 | +0.4%                 | +0.4%                 | +0.5%                 | +0.0%                 |
| Nurse/ Midwife Specialist & AN/MP      | 11           | +5                      | +5                      | +5                      | +7                      | +6                      | +1                      | +0.8%                 | +0.8%                 | +0.8%                 | +2.0%                 | +1.1%                 | +0.1%                 |
| Staff Nurse/ Staff Midwife             | 61           | +19                     | +11                     | +9                      | +6                      | +4                      | -0                      | +0.5%                 | +0.2%                 | +0.2%                 | +0.1%                 | +0.1%                 | -0.0%                 |
| Public Health Nurse                    | 97           | -26                     | -22                     | -20                     | -15                     | -13                     | -2                      | -0.2%                 | -0.2%                 | -0.2%                 | -0.1%                 | -0.1%                 | -0.0%                 |
| Nursing/ Midwifery Student             | 7            | -12                     | -4                      | -7                      | -8                      | -4                      | -0                      | -0.6%                 | -0.4%                 | -0.5%                 | -0.5%                 | -0.4%                 | -0.0%                 |
| Nursing/ Midwifery other               |              |                         |                         |                         | -1                      | -1                      |                         | -1.0%                 | -1.0%                 | -1.0%                 | -1.0%                 | -1.0%                 | -1.0%                 |
| Health & Social Care Professionals     | 198          | +15                     | +6                      | +45                     | +36                     | +23                     | -1                      | +0.1%                 | +0.0%                 | +0.3%                 | +0.2%                 | +0.1%                 | -0.0%                 |
| Therapy Professions                    | 142          | +21                     | +16                     | +38                     | +32                     | +27                     | -1                      | +0.2%                 | +0.1%                 | +0.4%                 | +0.3%                 | +0.2%                 | -0.0%                 |
| Health Science/ Diagnostics            | 17           | -6                      | -7                      | -1                      | -3                      | -0                      | +0                      | -0.2%                 | -0.3%                 | -0.0%                 | -0.1%                 | -0.0%                 | +0.0%                 |
| Social Care                            | 4            | +3                      | +1                      | +0                      | +1                      | +1                      | +0                      | +1.7%                 | +0.3%                 | +0.1%                 | +0.5%                 | +0.4%                 | +0.0%                 |
| Social Workers                         | 11           | +3                      | +4                      | +6                      | +6                      | -0                      | +0                      | +0.4%                 | +0.6%                 | +1.3%                 | +1.4%                 | -0.0%                 | +0.0%                 |
| Psychologists                          | 16           | -9                      | -11                     | -3                      | -4                      | -3                      | -1                      | -0.4%                 | -0.4%                 | -0.2%                 | -0.2%                 | -0.2%                 | -0.0%                 |
| Pharmacy                               | 2            | +1                      | +1                      | +2                      | +1                      | -1                      | -0                      | +1.4%                 | +1.4%                 | +2.0%                 | +1.4%                 | -0.2%                 | -0.0%                 |
| H&SC, Other                            | 6            | +1                      | +2                      | +2                      | +2                      | -1                      | +0                      | +0.2%                 | +0.6%                 | +0.6%                 | +0.6%                 | -0.2%                 | +0.0%                 |
| Management & Administrative            | 245          | +42                     | +18                     | +36                     | +22                     | -14                     | +3                      | +0.2%                 | +0.1%                 | +0.2%                 | +0.1%                 | -0.1%                 | +0.0%                 |
| Management (VIII & above)              | 28           | -3                      | -9                      | -2                      | -2                      | -11                     | -1                      | -0.1%                 | -0.2%                 | -0.1%                 | -0.1%                 | -0.3%                 | -0.0%                 |
| Administrative/ Supervisory (V to VII) | 79           | +21                     | +4                      | +11                     | +14                     | -6                      | +1                      | +0.4%                 | +0.1%                 | +0.2%                 | +0.2%                 | -0.1%                 | +0.0%                 |
| Clerical (III & IV)                    | 138          | +24                     | +23                     | +27                     | +11                     | +3                      | +2                      | +0.2%                 | +0.2%                 | +0.2%                 | +0.1%                 | +0.0%                 | +0.0%                 |
| General Support                        | 25           | -6                      | -2                      | -1                      | -3                      | -1                      | +0                      | -0.2%                 | -0.1%                 | -0.0%                 | -0.1%                 | -0.0%                 | +0.0%                 |
| Support                                | 23           | -6                      | -2                      | -1                      | -3                      | -1                      | +0                      | -0.2%                 | -0.1%                 | -0.0%                 | -0.1%                 | -0.0%                 | +0.0%                 |
| Maintenance/ Technical                 | 2            |                         |                         |                         |                         |                         |                         | +0.0%                 | +0.0%                 | +0.0%                 | +0.0%                 | +0.0%                 | +0.0%                 |
| Patient & Client Care                  | 96           | +19                     | +10                     | +19                     | -13                     | -31                     | -1                      | +0.2%                 | +0.1%                 | +0.2%                 | -0.1%                 | -0.2%                 | -0.0%                 |
| Health Care Assistants                 | 15           | +13                     | +6                      | +9                      | -23                     | -31                     | -1                      | +6.5%                 | +0.7%                 | +1.4%                 | -0.6%                 | -0.7%                 | -0.0%                 |
| Care, other                            | 81           | +5                      | +4                      | +10                     | +9                      | +1                      | -0                      | +0.1%                 | +0.1%                 | +0.1%                 | +0.1%                 | +0.0%                 | -0.0%                 |

Source: Health Service Personnel Census

Disabilities

| Jan 2023 (Dec 2017 figure: 1,170)      | WTE Jan 2023 | WTE change since Dec 17 | WTE change since Dec 18 | WTE change since Dec 19 | WTE change since Dec 20 | WTE change since Dec 21 | WTE change since Dec 22 | % change since Dec 17 | % change since Dec 18 | % change since Dec 19 | % change since Dec 20 | % change since Dec 21 | % change since Dec 22 |
|--|--------------|-------------------------|-------------------------|-------------------------|-------------------------|-------------------------|-------------------------|-----------------------|-----------------------|-----------------------|-----------------------|-----------------------|-----------------------|
| Overall                                | 1,210        | +40                     | +55                     | +12                     | -7                      | -17                     | -7                      | +3.4%                 | +4.7%                 | +1.0%                 | -0.6%                 | -1.4%                 | -0.6%                 |
| Medical & Dental                       | 5            | -2                      | +1                      | +1                      | +1                      |                         | +0                      | -0.3%                 | +0.3%                 | +0.3%                 | +0.3%                 | +0.0%                 | +0.0%                 |
| Consultants                            | 3            | +0                      | +1                      |                         |                         |                         |                         | +0.1%                 | +0.5%                 | +0.0%                 | +0.0%                 | +0.0%                 | +0.0%                 |
| Registrars                             | 1            | -1                      | +1                      | +1                      | +1                      | +1                      | +0                      | -0.5%                 | -1.0%                 | -1.0%                 | -1.0%                 | -1.0%                 | +0.0%                 |
| SHO/ Interns                           |              |                         |                         |                         |                         | -1                      |                         | -1.0%                 | -1.0%                 | -1.0%                 | -1.0%                 | -1.0%                 | -1.0%                 |
| Medical/ Dental, other                 | 1            | -1                      | -1                      |                         |                         |                         |                         | -0.5%                 | -0.5%                 | +0.0%                 | +0.0%                 | +0.0%                 | +0.0%                 |
| Nursing & Midwifery                    | 184          | -23                     | -11                     | -7                      | -2                      | +1                      | +6                      | -0.1%                 | -0.1%                 | -0.0%                 | -0.0%                 | +0.0%                 | +0.0%                 |
| Nurse/ Midwife Manager                 | 39           | -6                      | -0                      | -4                      | -4                      | -2                      | -0                      | -0.1%                 | -0.0%                 | -0.1%                 | -0.1%                 | -0.1%                 | -0.0%                 |
| Nurse/ Midwife Specialist & AN/MP      | 1            | +1                      | +1                      | +1                      | +1                      | +1                      | +1                      | -1.0%                 | -1.0%                 | -1.0%                 | -1.0%                 | -1.0%                 | -1.0%                 |
| Staff Nurse/ Staff Midwife             | 143          | -18                     | -12                     | -5                      | +0                      | +2                      | +5                      | -0.1%                 | -0.1%                 | -0.0%                 | +0.0%                 | +0.0%                 | +0.0%                 |
| Nursing/ Midwifery other               | 1            | +1                      | +1                      | +1                      | +1                      | +1                      |                         | -1.0%                 | -1.0%                 | -1.0%                 | -1.0%                 | -1.0%                 | +0.0%                 |
| Health & Social Care Professionals     | 419          | +34                     | +43                     | +16                     | -9                      | -36                     | -12                     | +0.1%                 | +0.1%                 | +0.0%                 | -0.0%                 | -0.1%                 | -0.0%                 |
| Therapy Professions                    | 25           | -10                     | -16                     | -17                     | -18                     | -10                     | -1                      | -0.3%                 | -0.4%                 | -0.4%                 | -0.4%                 | -0.3%                 | -0.0%                 |
| Social Care                            | 371          | +49                     | +61                     | +36                     | +10                     | -27                     | -11                     | +0.2%                 | +0.2%                 | +0.1%                 | +0.0%                 | -0.1%                 | -0.0%                 |
| Social Workers                         | 9            | -2                      | -3                      | -3                      | -1                      | +1                      | +0                      | -0.2%                 | -0.3%                 | -0.2%                 | -0.1%                 | +0.1%                 | +0.0%                 |
| Psychologists                          | 13           | -1                      | -0                      | -0                      | -0                      | -1                      | -1                      | -0.1%                 | -0.0%                 | -0.0%                 | -0.0%                 | -0.1%                 | -0.1%                 |
| H&SC, Other                            | 1            | -2                      | +1                      | -0                      | +0                      | +0                      | +0                      | -0.5%                 | +0.6%                 | -0.2%                 | +0.1%                 | +0.1%                 | +0.0%                 |
| Management & Administrative            | 155          | +18                     | +16                     | +17                     | +15                     | +23                     | -1                      | +0.1%                 | +0.1%                 | +0.1%                 | +0.1%                 | +0.2%                 | -0.0%                 |
| Management (VIII & above)              | 33           | -1                      | +0                      | +2                      | +3                      | +4                      | -6                      | -0.0%                 | +0.0%                 | +0.1%                 | +0.1%                 | +0.1%                 | -0.2%                 |
| Administrative/ Supervisory (V to VII) | 66           | +18                     | +17                     | +13                     | +12                     | +12                     | +2                      | +0.4%                 | +0.3%                 | +0.2%                 | +0.2%                 | +0.2%                 | +0.0%                 |
| Clerical (III & IV)                    | 56           | +1                      | -1                      | +2                      | +0                      | +7                      | +4                      | +0.0%                 | -0.0%                 | +0.0%                 | +0.0%                 | +0.1%                 | +0.1%                 |
| General Support                        | 30           | -1                      | -2                      | +1                      | -0                      | +5                      | -0                      | -0.0%                 | -0.1%                 | +0.0%                 | -0.0%                 | +0.2%                 | -0.0%                 |
| Support                                | 22           | -5                      | -6                      | -0                      | -3                      | +4                      | -0                      | -0.2%                 | -0.2%                 | -0.0%                 | -0.1%                 | +0.2%                 | -0.0%                 |
| Maintenance/ Technical                 | 8            | +4                      | +4                      | +1                      | +3                      | +1                      |                         | +1.0%                 | +1.0%                 | +0.2%                 | +0.6%                 | +0.1%                 | +0.0%                 |
| Patient & Client Care                  | 416          | +13                     | +7                      | -17                     | -12                     | -11                     | +0                      | +0.0%                 | +0.0%                 | -0.0%                 | -0.0%                 | -0.0%                 | +0.0%                 |
| Health Care Assistants                 | 189          | +17                     | +14                     | +2                      | +5                      | -1                      | +1                      | +0.1%                 | +0.1%                 | +0.0%                 | +0.0%                 | -0.0%                 | +0.0%                 |
| Care, other                            | 227          | -4                      | -7                      | -19                     | -17                     | -10                     | -1                      | -0.0%                 | -0.0%                 | -0.1%                 | -0.1%                 | -0.0%                 | -0.0%                 |

Source: Health Service Personnel Census

Older People

| Jan 2023 (Dec 2017 figure: 828)        | WTE Jan 2023 | WTE change since Dec 17 | WTE change since Dec 18 | WTE change since Dec 19 | WTE change since Dec 20 | WTE change since Dec 21 | WTE change since Dec 22 | % change since Dec 17 | % change since Dec 18 | % change since Dec 19 | % change since Dec 20 | % change since Dec 21 | % change since Dec 22 |
|--|--------------|-------------------------|-------------------------|-------------------------|-------------------------|-------------------------|-------------------------|-----------------------|-----------------------|-----------------------|-----------------------|-----------------------|-----------------------|
| Overall                                | 817          | -11                     | +10                     | -6                      | +14                     | +3                      | +5                      | -1.3%                 | +1.2%                 | -0.7%                 | +1.7%                 | +0.4%                 | +0.6%                 |
| Medical & Dental                       | 3            | -2                      | -3                      | -2                      | -1                      | +0                      | -0                      | -0.4%                 | -0.5%                 | -0.4%                 | -0.3%                 | +0.1%                 | -0.0%                 |
| Registrars                             | 1            |                         | -1                      |                         |                         |                         |                         | +0.0%                 | -0.5%                 | +0.0%                 | +0.0%                 | +0.0%                 | +0.0%                 |
| Medical/ Dental, other                 | 2            | -2                      | -2                      | -2                      | -1                      | +0                      | -0                      | -0.5%                 | -0.5%                 | -0.5%                 | -0.3%                 | +0.1%                 | -0.0%                 |
| Nursing & Midwifery                    | 273          | +2                      | +6                      | -0                      | +3                      | +10                     | +3                      | +0.0%                 | +0.0%                 | -0.0%                 | +0.0%                 | +0.0%                 | +0.0%                 |
| Nurse/ Midwife Manager                 | 64           | -1                      | -4                      | -4                      | +1                      | +1                      | +0                      | -0.0%                 | -0.1%                 | -0.1%                 | +0.0%                 | +0.0%                 | +0.0%                 |
| Nurse/ Midwife Specialist & AN/MP      |              |                         | -1                      | -1                      | -1                      | -1                      |                         | -1.0%                 | -1.0%                 | -1.0%                 | -1.0%                 | -1.0%                 | -1.0%                 |
| Staff Nurse/ Staff Midwife             | 209          | +3                      | +10                     | +5                      | +3                      | +11                     | +3                      | +0.0%                 | +0.1%                 | +0.0%                 | +0.0%                 | +0.1%                 | +0.0%                 |
| Health & Social Care Professionals     | 56           | -1                      | -2                      | -10                     | -4                      | -2                      | +3                      | -0.0%                 | -0.0%                 | -0.1%                 | -0.1%                 | -0.0%                 | +0.1%                 |
| Therapy Professions                    | 45           | +2                      | +0                      | -4                      | -1                      | +1                      | +3                      | +0.1%                 | +0.0%                 | -0.1%                 | -0.0%                 | +0.0%                 | +0.1%                 |
| Social Workers                         | 7            | -5                      | -3                      | -5                      | -4                      | -2                      |                         | -0.4%                 | -0.3%                 | -0.4%                 | -0.4%                 | -0.2%                 | +0.0%                 |
| Psychologists                          |              |                         | -1                      | -2                      | -1                      | -1                      |                         | -1.0%                 | -1.0%                 | -1.0%                 | -1.0%                 | -1.0%                 | -1.0%                 |
| Pharmacy                               | 4            | +1                      | +1                      | +1                      | +1                      | -0                      | -0                      | +0.5%                 | +0.5%                 | +0.4%                 | +0.4%                 | -0.0%                 | -0.0%                 |
| Management & Administrative            | 72           | +19                     | +20                     | +16                     | +14                     | +7                      | -1                      | +0.4%                 | +0.4%                 | +0.3%                 | +0.2%                 | +0.1%                 | -0.0%                 |
| Management (VIII & above)              | 7            | +6                      | +5                      | +3                      | +2                      | -2                      | -1                      | +5.9%                 | +2.5%                 | +0.7%                 | +0.4%                 | -0.2%                 | -0.1%                 |
| Administrative/ Supervisory (V to VII) | 32           | +11                     | +11                     | +10                     | +13                     | +6                      | +0                      | +0.5%                 | +0.5%                 | +0.4%                 | +0.6%                 | +0.2%                 | +0.0%                 |
| Clerical (III & IV)                    | 33           | +3                      | +4                      | +3                      | -0                      | +3                      | -0                      | +0.1%                 | +0.1%                 | +0.1%                 | -0.0%                 | +0.1%                 | -0.0%                 |
| General Support                        | 110          | -11                     | -3                      | -6                      | -1                      | -5                      | +1                      | -0.1%                 | -0.0%                 | -0.1%                 | -0.0%                 | -0.0%                 | +0.0%                 |
| Support                                | 103          | -8                      | -2                      | -5                      | +1                      | -4                      | +1                      | -0.1%                 | -0.0%                 | -0.0%                 | +0.0%                 | -0.0%                 | +0.0%                 |
| Maintenance/ Technical                 | 7            | -3                      | -1                      | -1                      | -2                      | -1                      | -0                      | -0.3%                 | -0.1%                 | -0.1%                 | -0.2%                 | -0.1%                 | -0.1%                 |
| Patient & Client Care                  | 304          | -17                     | -8                      | -3                      | +2                      | -9                      | -1                      | -0.1%                 | -0.0%                 | -0.0%                 | +0.0%                 | -0.0%                 | -0.0%                 |
| Health Care Assistants                 | 298          | -16                     | -6                      | -2                      | +2                      | -10                     | -1                      | -0.1%                 | -0.0%                 | -0.0%                 | +0.0%                 | -0.0%                 | -0.0%                 |
| Care, other                            | 6            | -2                      | -2                      | -1                      | +0                      | +1                      | -0                      | -0.2%                 | -0.2%                 | -0.2%                 | +0.1%                 | +0.3%                 | -0.0%                 |

Source: Health Service Personnel Census

|         |  |  |  |  |  |  |  |  |  |  |  |  |  |
|---------|--|--|--|--|--|--|--|--|--|--|--|--|--|
|         |  |  |  |  |  |  |  |  |  |  |  |  |  |
| Overall |  |  |  |  |  |  |  |  |  |  |  |  |  |

Source: Health Service Personnel Census