

## CHO 6 Employment Report: September 2022

### Employment by Staff Group

| Sep 2022                                      | WTE Dec 2019 | WTE Dec 2020 | WTE Aug 2022 | WTE Sep 2022 | WTE change since Aug 22 | WTE change since Dec 20 | % change since Dec 20 | WTE change since Dec 19 | % change since Dec 19 | No. Sep 2022 |
|---|--------------|--------------|--------------|--------------|-------------------------|-------------------------|-----------------------|-------------------------|-----------------------|--------------|
| <b>Overall</b>                                | <b>3,378</b> | <b>3,465</b> | <b>3,600</b> | <b>3,594</b> | <b>-6</b>               | <b>+129</b>             | <b>3.7 %</b>          | <b>+216</b>             | <b>6.4 %</b>          | <b>4,177</b> |
| Consultants                                   | 48           | 51           | 51           | 53           | +2                      | +1                      | 2.2 %                 | +4                      | 9.0 %                 | 62           |
| Registrars                                    | 49           | 44           | 62           | 61           | -0                      | +17                     | 39.6 %                | +12                     | 25.4 %                | 64           |
| SHO/ Interns                                  | 16           | 20           | 17           | 15           | -2                      | -5                      | -23.2 %               | -1                      | -3.4 %                | 21           |
| Medical/ Dental, other                        | 51           | 45           | 47           | 47           | +0                      | +2                      | 4.3 %                 | -4                      | -8.4 %                | 68           |
| <b>Medical &amp; Dental</b>                   | <b>164</b>   | <b>160</b>   | <b>176</b>   | <b>176</b>   | <b>-0</b>               | <b>+16</b>              | <b>9.9 %</b>          | <b>+12</b>              | <b>7.3 %</b>          | <b>215</b>   |
| Nurse/ Midwife Manager                        | 211          | 206          | 201          | 204          | +4                      | -1                      | -0.7 %                | -6                      | -3.0 %                | 219          |
| Nurse/ Midwife Specialist & AN/MP             | 21           | 24           | 29           | 37           | +8                      | +13                     | 55.5 %                | +17                     | 81.4 %                | 43           |
| Staff Nurse/ Staff Midwife                    | 542          | 554          | 570          | 559          | -11                     | +5                      | 0.8 %                 | +17                     | 3.2 %                 | 628          |
| Public Health Nurse                           | 117          | 112          | 103          | 102          | -1                      | -9                      | -8.4 %                | -14                     | -12.3 %               | 122          |
| Pre-registration Nurse/ Midwife Intern        |              |              | 5            | 4            | -1                      | +4                      | -1                    | +4                      | -100.0 %              | 9            |
| Post-registration Nurse/ Midwife Student      | 14           | 15           | 2            | 5            | +3                      | -10                     | -1                    | -9                      | -63.3 %               | 8            |
| Nursing/ Midwifery awaiting registration      |              | 1            |              |              |                         | -1                      | -1                    |                         | -100.0 %              |              |
| Nursing/ Midwifery Student                    | 14           | 16           | 6            | 9            | +2                      | -7                      | -44.7 %               | -5                      | -34.8 %               | 17           |
| Nursing/ Midwifery other                      | 2            | 3            | 5            | 6            | +1                      | +3                      | 88.0 %                | +4                      | 182.0 %               | 6            |
| <b>Nursing &amp; Midwifery</b>                | <b>905</b>   | <b>915</b>   | <b>914</b>   | <b>918</b>   | <b>+3</b>               | <b>+3</b>               | <b>0.3 %</b>          | <b>+12</b>              | <b>1.4 %</b>          | <b>1,035</b> |
| Therapy Professions                           | 238          | 238          | 252          | 246          | -6                      | +8                      | 3.4 %                 | +8                      | 3.2 %                 | 305          |
| Health Science/ Diagnostics                   | 18           | 20           | 17           | 16           | -1                      | -4                      | -21.8 %               | -2                      | -13.4 %               | 20           |
| Social Care                                   | 364          | 392          | 421          | 414          | -7                      | +22                     | 5.7 %                 | +50                     | 13.7 %                | 468          |
| Social Workers                                | 57           | 54           | 60           | 60           | +0                      | +6                      | 10.8 %                | +3                      | 5.3 %                 | 67           |
| Psychologists                                 | 56           | 66           | 71           | 67           | -4                      | +1                      | 1.1 %                 | +11                     | 19.0 %                | 86           |
| Pharmacy                                      | 4            | 4            | 6            | 8            | +2                      | +4                      | 97.2 %                | +4                      | 110.1 %               | 10           |
| H&SC, Other                                   | 14           | 10           | 15           | 15           | +0                      | +5                      | 43.9 %                | +1                      | 4.1 %                 | 17           |
| <b>Health &amp; Social Care Professionals</b> | <b>752</b>   | <b>785</b>   | <b>841</b>   | <b>825</b>   | <b>-16</b>              | <b>+41</b>              | <b>5.2 %</b>          | <b>+74</b>              | <b>9.8 %</b>          | <b>973</b>   |
| Management (VIII & above)                     | 68           | 69           | 86           | 87           | +1                      | +18                     | 26.0 %                | +20                     | 28.9 %                | 92           |
| Administrative/ Supervisory (V to VII)        | 170          | 166          | 227          | 237          | +10                     | +70                     | 42.3 %                | +67                     | 39.1 %                | 263          |
| Clerical (III & IV)                           | 237          | 260          | 264          | 258          | -6                      | -2                      | -0.7 %                | +21                     | 8.9 %                 | 305          |
| <b>Management &amp; Administrative</b>        | <b>475</b>   | <b>496</b>   | <b>578</b>   | <b>582</b>   | <b>+4</b>               | <b>+87</b>              | <b>17.5 %</b>         | <b>+107</b>             | <b>22.6 %</b>         | <b>660</b>   |
| Support                                       | 191          | 192          | 180          | 178          | -2                      | -14                     | -7.2 %                | -13                     | -6.7 %                | 216          |
| Maintenance/ Technical                        | 23           | 22           | 23           | 23           |                         | +1                      | 3.4 %                 | +0                      | 0.4 %                 | 25           |
| <b>General Support</b>                        | <b>214</b>   | <b>214</b>   | <b>203</b>   | <b>201</b>   | <b>-2</b>               | <b>-13</b>              | <b>-6.1 %</b>         | <b>-13</b>              | <b>-5.9 %</b>         | <b>241</b>   |
| Health Care Assistants                        | 538          | 566          | 567          | 571          | +4                      | +5                      | 1.0 %                 | +33                     | 6.1 %                 | 648          |
| Care, other                                   | 330          | 330          | 321          | 321          | -1                      | -10                     | -2.9 %                | -9                      | -2.8 %                | 405          |
| <b>Patient &amp; Client Care</b>              | <b>869</b>   | <b>896</b>   | <b>888</b>   | <b>892</b>   | <b>+4</b>               | <b>-4</b>               | <b>-0.5 %</b>         | <b>+24</b>              | <b>2.7 %</b>          | <b>1,053</b> |

## CHO 6 Employment Report: September 2022

### Community Health & Wellbeing

| Sep 2022                                      | WTE | WTE Dec 2020 | WTE Aug 2022 | WTE Sep 2022 | WTE change since Aug 22 | WTE change since Dec 20 | % change since Dec 20 | WTE change since | % change since  | No. Sep 2022 |
|---|-----|--------------|--------------|--------------|-------------------------|-------------------------|-----------------------|------------------|-----------------|--------------|
| <b>Total Community Health &amp; Wellbeing</b> |     | <b>8</b>     | <b>8</b>     | <b>8</b>     | <b>+0</b>               | <b>0.55</b>             | <b>7.1 %</b>          | <b>+8</b>        | <b>-100.0 %</b> | <b>9</b>     |
| Management (VIII & above)                     |     | 1            | 1            | 1            | +0                      | 0.00                    | 0.0 %                 | +1               | -100.0 %        | 1            |
| Administrative/ Supervisory (V to VII)        |     | 3            | 5            | 5            | +0                      | 1.91                    | 54.7 %                | +5               | -100.0 %        | 6            |
| Clerical (III & IV)                           |     | 1            | 1            | 1            |                         | 0.22                    | 28.2 %                | +1               | -100.0 %        | 1            |
| <b>Management &amp; Administrative</b>        |     | <b>5</b>     | <b>7</b>     | <b>7</b>     | <b>+0</b>               | <b>2.13</b>             | <b>40.4 %</b>         | <b>+7</b>        | <b>-100.0 %</b> | <b>8</b>     |
| Care, other                                   |     | 2            | 1            | 1            | -0                      | -1.58                   | -64.0 %               | +1               | -100.0 %        | 1            |
| <b>Patient &amp; Client Care</b>              |     | <b>2</b>     | <b>1</b>     | <b>1</b>     | <b>-0</b>               | <b>-1.58</b>            | <b>-64.0 %</b>        | <b>+1</b>        | <b>-100.0 %</b> | <b>1</b>     |

### Mental Health

| Sep 2022                                      | WTE Dec 2019 | WTE Dec 2020 | WTE Aug 2022 | WTE Sep 2022 | WTE change since Aug 22 | WTE change since Dec 20 | % change since Dec 20 | WTE change since Dec 19 | % change since Dec 19 | No. Sep 2022 |
|---|--------------|--------------|--------------|--------------|-------------------------|-------------------------|-----------------------|-------------------------|-----------------------|--------------|
| <b>Total Mental Health</b>                    | <b>593</b>   | <b>626</b>   | <b>638</b>   | <b>640</b>   | <b>+2</b>               | <b>13.81</b>            | <b>2.2 %</b>          | <b>+48</b>              | <b>8.1 %</b>          | <b>726</b>   |
| Consultants                                   | 36           | 40           | 38           | 40           | +2                      | -0.40                   | -1.0 %                | +4                      | 10.3 %                | 47           |
| Registrars                                    | 22           | 19           | 30           | 29           | -1                      | 9.68                    | 50.8 %                | +7                      | 32.0 %                | 30           |
| SHO/ Interns                                  | 9            | 13           | 9            | 8            | -1                      | -5.02                   | -38.6 %               | -1                      | -11.3 %               | 8            |
| <b>Medical &amp; Dental</b>                   | <b>67</b>    | <b>72</b>    | <b>77</b>    | <b>76</b>    | <b>-0</b>               | <b>4.26</b>             | <b>5.9 %</b>          | <b>+10</b>              | <b>14.5 %</b>         | <b>85</b>    |
| Nurse/ Midwife Manager                        | 76           | 77           | 69           | 68           | -0                      | -8.81                   | -11.4 %               | -8                      | -10.4 %               | 74           |
| Nurse/ Midwife Specialist & AN/MP             | 14           | 20           | 20           | 28           | +8                      | 7.99                    | 40.9 %                | +14                     | 101.5 %               | 32           |
| Staff Nurse/ Staff Midwife                    | 139          | 151          | 164          | 156          | -8                      | 4.53                    | 3.0 %                 | +17                     | 12.1 %                | 171          |
| Pre-registration Nurse/ Midwife Intern        |              |              | 5            | 4            | -1                      | 3.84                    | -100.0 %              | +4                      | -100.0 %              | 9            |
| Nursing/ Midwifery awaiting registration      |              | 1            |              |              |                         | -1.00                   | -100.0 %              |                         | -100.0 %              |              |
| Nursing/ Midwifery Student                    |              | 1            | 5            | 4            | -1                      | 2.84                    | 284.0 %               | +4                      | -100.0 %              | 9            |
| Nursing/ Midwifery other                      | 2            | 2            | 3            | 4            | +1                      | 1.81                    | 90.5 %                | +2                      | 90.5 %                | 4            |
| <b>Nursing &amp; Midwifery</b>                | <b>231</b>   | <b>251</b>   | <b>260</b>   | <b>260</b>   | <b>-0</b>               | <b>8.36</b>             | <b>3.3 %</b>          | <b>+28</b>              | <b>12.3 %</b>         | <b>290</b>   |
| Therapy Professions                           | 43           | 39           | 39           | 38           | -1                      | -0.41                   | -1.1 %                | -5                      | -11.4 %               | 47           |
| Social Care                                   | 26           | 28           | 25           | 28           | +3                      | -0.48                   | -1.7 %                | +2                      | 6.9 %                 | 31           |
| Social Workers                                | 30           | 30           | 33           | 34           | +1                      | 4.59                    | 15.5 %                | +4                      | 14.6 %                | 37           |
| Psychologists                                 | 22           | 32           | 37           | 35           | -2                      | 2.93                    | 9.1 %                 | +13                     | 58.7 %                | 45           |
| Pharmacy                                      |              |              |              | 1            | +1                      | 1.05                    | -100.0 %              | +1                      | -100.0 %              | 2            |
| H&SC, Other                                   | 9            | 5            | 7            | 7            | -0                      | 2.28                    | 44.0 %                | -1                      | -14.4 %               | 8            |
| <b>Health &amp; Social Care Professionals</b> | <b>130</b>   | <b>134</b>   | <b>142</b>   | <b>144</b>   | <b>+1</b>               | <b>9.96</b>             | <b>7.5 %</b>          | <b>+14</b>              | <b>10.8 %</b>         | <b>170</b>   |
| Management (VIII & above)                     | 3            | 3            | 4            | 4            |                         | 1.00                    | 33.3 %                | +1                      | 33.3 %                | 4            |
| Administrative/ Supervisory (V to VII)        | 27           | 24           | 29           | 31           | +2                      | 6.20                    | 25.5 %                | +4                      | 14.2 %                | 34           |
| Clerical (III & IV)                           | 42           | 43           | 34           | 32           | -2                      | -10.75                  | -25.2 %               | -10                     | -24.0 %               | 39           |
| <b>Management &amp; Administrative</b>        | <b>72</b>    | <b>70</b>    | <b>67</b>    | <b>66</b>    | <b>-0</b>               | <b>-3.55</b>            | <b>-5.1 %</b>         | <b>-5</b>               | <b>-7.4 %</b>         | <b>77</b>    |
| Support                                       | 36           | 39           | 30           | 29           | -1                      | -9.68                   | -24.9 %               | -7                      | -20.0 %               | 35           |
| Maintenance/ Technical                        | 6            | 6            | 6            | 6            |                         | 0.00                    | 0.0 %                 | +0                      | 1.5 %                 | 6            |
| <b>General Support</b>                        | <b>42</b>    | <b>45</b>    | <b>36</b>    | <b>35</b>    | <b>-1</b>               | <b>-9.68</b>            | <b>-21.6 %</b>        | <b>-7</b>               | <b>-17.0 %</b>        | <b>41</b>    |
| Health Care Assistants                        | 46           | 49           | 49           | 52           | +3                      | 3.53                    | 7.3 %                 | +7                      | 14.6 %                | 55           |
| Care, other                                   | 5            | 6            | 7            | 7            | -1                      | 0.93                    | 15.8 %                | +2                      | 28.2 %                | 8            |
| <b>Patient &amp; Client Care</b>              | <b>51</b>    | <b>54</b>    | <b>56</b>    | <b>59</b>    | <b>+2</b>               | <b>4.46</b>             | <b>8.2 %</b>          | <b>+8</b>               | <b>16.0 %</b>         | <b>63</b>    |

## Primary Care

| Sep 2022                                      | WTE Dec 2019 | WTE Dec 2020 | WTE Aug 2022 | WTE Sep 2022 | WTE change since Aug 22 | WTE change since Dec 20 | % change since Dec 20 | WTE change since Dec 19 | % change since Dec 19 | No. Sep 2022 |
|---|--------------|--------------|--------------|--------------|-------------------------|-------------------------|-----------------------|-------------------------|-----------------------|--------------|
| <b>Total Primary Care</b>                     | <b>765</b>   | <b>811</b>   | <b>867</b>   | <b>860</b>   | <b>-6</b>               | <b>49.54</b>            | <b>6.1 %</b>          | <b>+96</b>              | <b>12.5 %</b>         | <b>1,108</b> |
| Consultants                                   | 9            | 8            | 10           | 10           | -0                      | 1.54                    | 18.6 %                | +1                      | 6.5 %                 | 12           |
| Registrars                                    | 26           | 24           | 30           | 30           | +0                      | 6.65                    | 28.0 %                | +4                      | 17.0 %                | 32           |
| SHO/ Interns                                  | 7            | 7            | 8            | 7            | -1                      | 0.49                    | 7.5 %                 | +0                      | 7.5 %                 | 13           |
| Medical/ Dental, other                        | 46           | 41           | 44           | 44           | +0                      | 2.91                    | 7.1 %                 | -2                      | -4.6 %                | 64           |
| <b>Medical &amp; Dental</b>                   | <b>88</b>    | <b>80</b>    | <b>91</b>    | <b>91</b>    | <b>+0</b>               | <b>11.59</b>            | <b>14.5 %</b>         | <b>+3</b>               | <b>3.8 %</b>          | <b>121</b>   |
| Nurse/ Midwife Manager                        | 22           | 22           | 27           | 31           | +3                      | 8.42                    | 37.6 %                | +9                      | 38.4 %                | 35           |
| Nurse/ Midwife Specialist & AN/MP             | 6            | 4            | 9            | 9            | -0                      | 5.36                    | 153.1 %               | +3                      | 48.9 %                | 10           |
| Staff Nurse/ Staff Midwife                    | 52           | 55           | 67           | 62           | -4                      | 7.44                    | 13.6 %                | +11                     | 20.5 %                | 90           |
| Public Health Nurse                           | 117          | 112          | 103          | 102          | -1                      | -9.45                   | -8.4 %                | -14                     | -12.3 %               | 122          |
| Post-registration Nurse/ Midwife Student      | 14           | 15           | 2            | 5            | +3                      | -9.94                   | -66.7 %               | -9                      | -63.3 %               | 8            |
| Nursing/ Midwifery Student                    | 14           | 15           | 2            | 5            | +3                      | -9.94                   | -66.7 %               | -9                      | -63.3 %               | 8            |
| Nursing/ Midwifery other                      |              | 1            | 1            | 1            | -0                      | -0.17                   | -17.0 %               | +1                      | -100.0 %              | 1            |
| <b>Nursing &amp; Midwifery</b>                | <b>210</b>   | <b>209</b>   | <b>209</b>   | <b>210</b>   | <b>+1</b>               | <b>1.66</b>             | <b>0.8 %</b>          | <b>+0</b>               | <b>0.0 %</b>          | <b>266</b>   |
| Therapy Professions                           | 104          | 110          | 143          | 138          | -4                      | 27.80                   | 25.2 %                | +35                     | 33.3 %                | 175          |
| Health Science/ Diagnostics                   | 18           | 20           | 17           | 16           | -1                      | -4.37                   | -21.8 %               | -2                      | -13.4 %               | 20           |
| Social Care                                   | 4            | 3            | 3            | 3            |                         | 0.23                    | 8.6 %                 | -1                      | -21.9 %               | 3            |
| Social Workers                                | 5            | 4            | 6            | 6            | +0                      | 1.86                    | 42.8 %                | +1                      | 31.6 %                | 8            |
| Psychologists                                 | 19           | 20           | 20           | 18           | -2                      | -2.23                   | -11.3 %               | -1                      | -6.3 %                | 22           |
| Pharmacy                                      | 1            | 1            | 1            | 1            | +0                      | 0.00                    | 0.0 %                 | +0                      | 25.0 %                | 1            |
| H&SC, Other                                   | 4            | 4            | 6            | 6            | +0                      | 2.19                    | 56.2 %                | +2                      | 61.1 %                | 7            |
| <b>Health &amp; Social Care Professionals</b> | <b>154</b>   | <b>162</b>   | <b>195</b>   | <b>188</b>   | <b>-7</b>               | <b>25.48</b>            | <b>15.7 %</b>         | <b>+34</b>              | <b>22.2 %</b>         | <b>236</b>   |
| Management (VIII & above)                     | 30           | 30           | 29           | 30           | +0                      | -0.60                   | -2.0 %                | -0                      | -1.5 %                | 34           |
| Administrative/ Supervisory (V to VII)        | 68           | 65           | 75           | 77           | +2                      | 11.65                   | 17.9 %                | +9                      | 13.0 %                | 92           |
| Clerical (III & IV)                           | 112          | 128          | 136          | 133          | -3                      | 5.64                    | 4.4 %                 | +22                     | 19.5 %                | 161          |
| <b>Management &amp; Administrative</b>        | <b>210</b>   | <b>223</b>   | <b>241</b>   | <b>240</b>   | <b>-1</b>               | <b>16.69</b>            | <b>7.5 %</b>          | <b>+30</b>              | <b>14.4 %</b>         | <b>287</b>   |
| Support                                       | 24           | 26           | 24           | 24           | -0                      | -2.20                   | -8.5 %                | -0                      | -0.9 %                | 37           |
| Maintenance/ Technical                        | 2            | 2            | 2            | 2            |                         | 0.00                    | 0.0 %                 |                         | 0.0 %                 | 4            |
| <b>General Support</b>                        | <b>26</b>    | <b>28</b>    | <b>26</b>    | <b>26</b>    | <b>-0</b>               | <b>-2.20</b>            | <b>-7.9 %</b>         | <b>-0</b>               | <b>-0.8 %</b>         | <b>41</b>    |
| Health Care Assistants                        | 6            | 38           | 26           | 25           | -0                      | -12.37                  | -32.7 %               | +19                     | 304.4 %               | 35           |
| Care, other                                   | 71           | 72           | 80           | 80           | +1                      | 8.69                    | 12.1 %                | +9                      | 13.0 %                | 122          |
| <b>Patient &amp; Client Care</b>              | <b>77</b>    | <b>110</b>   | <b>105</b>   | <b>106</b>   | <b>+1</b>               | <b>-3.68</b>            | <b>-3.4 %</b>         | <b>+28</b>              | <b>36.7 %</b>         | <b>157</b>   |

## Social Care

| Sep 2022                                      | WTE Dec 2019 | WTE Dec 2020 | WTE Aug 2022 | WTE Sep 2022 | WTE change since Aug 22 | WTE change since Dec 20 | % change since Dec 20 | WTE change since Dec 19 | % change since Dec 19 | No. Sep 2022 |
|---|--------------|--------------|--------------|--------------|-------------------------|-------------------------|-----------------------|-------------------------|-----------------------|--------------|
| <b>Total Social Care</b>                      | <b>2,021</b> | <b>2,020</b> | <b>2,032</b> | <b>2,031</b> | <b>-1</b>               | <b>10.60</b>            | <b>0.5 %</b>          | <b>+10</b>              | <b>0.5 %</b>          | <b>2,276</b> |
| Consultants                                   | 3            | 3            | 3            | 3            |                         | 0.00                    | 0.0 %                 |                         | 0.0 %                 | 3            |
| Registrars                                    | 1            | 1            | 2            | 2            |                         | 1.00                    | 100.0 %               | +1                      | 100.0 %               | 2            |
| Medical/ Dental, other                        | 5            | 4            | 3            | 3            | +0                      | -0.97                   | -25.3 %               | -2                      | -42.8 %               | 4            |
| <b>Medical &amp; Dental</b>                   | <b>9</b>     | <b>8</b>     | <b>8</b>     | <b>8</b>     | <b>+0</b>               | <b>0.03</b>             | <b>0.4 %</b>          | <b>-1</b>               | <b>-12.7 %</b>        | <b>9</b>     |
| Nurse/ Midwife Manager                        | 112          | 106          | 103          | 104          | +1                      | -2.08                   | -2.0 %                | -8                      | -7.1 %                | 109          |
| Nurse/ Midwife Specialist & AN/MP             | 1            | 1            |              | 1            | +1                      | 0.00                    | 0.0 %                 |                         | 0.0 %                 | 1            |
| Staff Nurse/ Staff Midwife                    | 351          | 348          | 340          | 341          | +1                      | -7.27                   | -2.1 %                | -10                     | -2.9 %                | 367          |
| <i>Nursing Education/Clinical</i>             |              |              | 1            | 1            |                         | 1.00                    | -100.0 %              | +1                      | -100.0 %              | 1            |
| Nursing/ Midwifery other                      |              |              | 1            | 1            |                         | 1.00                    | -100.0 %              | +1                      | -100.0 %              | 1            |
| <b>Nursing &amp; Midwifery</b>                | <b>464</b>   | <b>455</b>   | <b>444</b>   | <b>447</b>   | <b>+3</b>               | <b>-8.35</b>            | <b>-1.8 %</b>         | <b>-17</b>              | <b>-3.7 %</b>         | <b>478</b>   |
| Therapy Professions                           | 91           | 89           | 70           | 69           | -1                      | -19.24                  | -21.7 %               | -22                     | -24.1 %               | 83           |
| Social Care                                   | 334          | 361          | 393          | 383          | -9                      | 22.53                   | 6.2 %                 | +49                     | 14.7 %                | 434          |
| Social Workers                                | 23           | 20           | 13           | 12           | -1                      | -7.96                   | -39.2 %               | -10                     | -45.2 %               | 14           |
| Psychologists                                 | 16           | 15           | 15           | 15           | +0                      | 0.02                    | 0.1 %                 | -1                      | -6.5 %                | 19           |
| Pharmacy                                      | 3            | 3            | 4            | 4            | +1                      | 1.31                    | 45.2 %                | +1                      | 47.2 %                | 5            |
| H&SC, Other                                   | 2            | 1            | 1            | 1            |                         | 0.08                    | 6.3 %                 | -0                      | -25.7 %               | 2            |
| <b>Health &amp; Social Care Professionals</b> | <b>469</b>   | <b>489</b>   | <b>496</b>   | <b>485</b>   | <b>-10</b>              | <b>-3.26</b>            | <b>-0.7 %</b>         | <b>+17</b>              | <b>3.6 %</b>          | <b>557</b>   |
| Management (VIII & above)                     | 35           | 35           | 40           | 41           | +1                      | 5.66                    | 16.1 %                | +6                      | 17.4 %                | 41           |
| Administrative/ Supervisory (V to VII)        | 76           | 73           | 92           | 96           | +4                      | 22.87                   | 31.2 %                | +21                     | 27.4 %                | 102          |
| Clerical (III & IV)                           | 83           | 89           | 86           | 87           | +1                      | -1.85                   | -2.1 %                | +4                      | 4.3 %                 | 98           |
| <b>Management &amp; Administrative</b>        | <b>194</b>   | <b>197</b>   | <b>218</b>   | <b>224</b>   | <b>+6</b>               | <b>26.68</b>            | <b>13.5 %</b>         | <b>+30</b>              | <b>15.7 %</b>         | <b>241</b>   |
| Support                                       | 131          | 128          | 126          | 126          | -0                      | -2.00                   | -1.6 %                | -5                      | -4.0 %                | 144          |
| Maintenance/ Technical                        | 15           | 14           | 15           | 15           |                         | 0.75                    | 5.4 %                 |                         | 0.0 %                 | 15           |
| <b>General Support</b>                        | <b>146</b>   | <b>142</b>   | <b>141</b>   | <b>140</b>   | <b>-0</b>               | <b>-1.25</b>            | <b>-0.9 %</b>         | <b>-5</b>               | <b>-3.6 %</b>         | <b>159</b>   |
| Health Care Assistants                        | 487          | 479          | 492          | 494          | +2                      | 14.33                   | 3.0 %                 | +7                      | 1.5 %                 | 558          |
| Care, other                                   | 254          | 250          | 234          | 233          | -1                      | -17.58                  | -7.0 %                | -21                     | -8.2 %                | 274          |
| <b>Patient &amp; Client Care</b>              | <b>740</b>   | <b>730</b>   | <b>726</b>   | <b>727</b>   | <b>+1</b>               | <b>-3.25</b>            | <b>-0.4 %</b>         | <b>-14</b>              | <b>-1.9 %</b>         | <b>832</b>   |

## CHO Operations

| Sep 2022                                      | WTE | WTE | WTE Aug 2022 | WTE Sep 2022 | WTE change since Aug 22 | WTE change since | % change since  | WTE change since | % change since  | No. Sep 2022 |
|---|-----|-----|--------------|--------------|-------------------------|------------------|-----------------|------------------|-----------------|--------------|
| <b>Total CHO Operations</b>                   |     |     | <b>55</b>    | <b>54</b>    | <b>-1</b>               | <b>54.38</b>     | <b>-100.0 %</b> | <b>+54</b>       | <b>-100.0 %</b> | <b>58</b>    |
| Nurse/ Midwife Manager                        |     |     | 1            | 1            |                         | 1.00             | -100.0 %        | +1               | -100.0 %        | 1            |
| <b>Nursing &amp; Midwifery</b>                |     |     | <b>1</b>     | <b>1</b>     |                         | <b>1.00</b>      | <b>-100.0 %</b> | <b>+1</b>        | <b>-100.0 %</b> | <b>1</b>     |
| Social Workers                                |     |     | 8            | 7            | -0                      | 7.37             | -100.0 %        | +7               | -100.0 %        | 8            |
| Pharmacy                                      |     |     | 1            | 1            | +0                      | 1.43             | -100.0 %        | +1               | -100.0 %        | 2            |
| <b>Health &amp; Social Care Professionals</b> |     |     | <b>9</b>     | <b>9</b>     | <b>+0</b>               | <b>8.80</b>      | <b>-100.0 %</b> | <b>+9</b>        | <b>-100.0 %</b> | <b>10</b>    |
| Management (VIII & above)                     |     |     | 12           | 12           | +0                      | 11.96            | -100.0 %        | +12              | -100.0 %        | 12           |
| Administrative/ Supervisory (V to VII)        |     |     | 26           | 28           | +2                      | 27.75            | -100.0 %        | +28              | -100.0 %        | 29           |
| Clerical (III & IV)                           |     |     | 8            | 5            | -3                      | 4.87             | -100.0 %        | +5               | -100.0 %        | 6            |
| <b>Management &amp; Administrative</b>        |     |     | <b>46</b>    | <b>45</b>    | <b>-1</b>               | <b>44.58</b>     | <b>-100.0 %</b> | <b>+45</b>       | <b>-100.0 %</b> | <b>47</b>    |

## CHO 6 Employment Report: September 2022

### Disabilities

| Sep 2022                                      | WTE Dec 2019 | WTE Dec 2020 | WTE Aug 2022 | WTE Sep 2022 | WTE change since Aug 22 | WTE change since Dec 20 | % change since Dec 20 | WTE change since Dec 19 | % change since Dec 19 | No. Sep 2022 |
|---|--------------|--------------|--------------|--------------|-------------------------|-------------------------|-----------------------|-------------------------|-----------------------|--------------|
| <b>Total Disabilities</b>                     | <b>1,198</b> | <b>1,217</b> | <b>1,216</b> | <b>1,212</b> | <b>-4</b>               | <b>-5</b>               | <b>-0.4 %</b>         | <b>+14</b>              | <b>1.2 %</b>          | <b>1,382</b> |
| Consultants                                   | 3            | 3            | 3            | 3            |                         |                         | 0.0 %                 |                         | 0.0 %                 | 3            |
| Registrars                                    |              |              | 1            | 1            |                         | +1                      | -100.0 %              | +1                      | -100.0 %              | 1            |
| Medical/ Dental, other                        | 1            | 1            | 1            | 1            |                         |                         | 0.0 %                 |                         | 0.0 %                 | 1            |
| <b>Medical &amp; Dental</b>                   | <b>4</b>     | <b>4</b>     | <b>5</b>     | <b>5</b>     |                         | <b>+1</b>               | <b>25.0 %</b>         | <b>+1</b>               | <b>25.0 %</b>         | <b>5</b>     |
| Nurse/ Midwife Manager                        | 44           | 43           | 39           | 40           | +1                      | -4                      | -8.4 %                | -4                      | -8.7 %                | 43           |
| Staff Nurse/ Staff Midwife                    | 147          | 142          | 137          | 137          | -0                      | -6                      | -3.9 %                | -11                     | -7.1 %                | 152          |
| <i>Nursing Education/Clinical</i>             |              |              | 1            | 1            |                         | +1                      | -100.0 %              | +1                      | -100.0 %              | 1            |
| Nursing/ Midwifery other                      |              |              | 1            | 1            |                         | +1                      | -100.0 %              | +1                      | -100.0 %              | 1            |
| <b>Nursing &amp; Midwifery</b>                | <b>191</b>   | <b>186</b>   | <b>177</b>   | <b>178</b>   | <b>+1</b>               | <b>-8</b>               | <b>-4.4 %</b>         | <b>-13</b>              | <b>-7.0 %</b>         | <b>196</b>   |
| Therapy Professions                           | 42           | 42           | 27           | 27           | -0                      | -16                     | -36.6 %               | -15                     | -35.3 %               | 35           |
| Social Care                                   | 334          | 361          | 393          | 383          | -9                      | +23                     | 6.2 %                 | +49                     | 14.7 %                | 434          |
| Social Workers                                | 11           | 10           | 7            | 7            |                         | -3                      | -33.2 %               | -5                      | -40.9 %               | 7            |
| Psychologists                                 | 14           | 14           | 14           | 14           | +0                      | +1                      | 4.6 %                 | +1                      | 4.3 %                 | 18           |
| H&SC, Other                                   | 2            | 1            | 1            | 1            |                         | +0                      | 6.3 %                 | -0                      | -25.7 %               | 2            |
| <b>Health &amp; Social Care Professionals</b> | <b>403</b>   | <b>428</b>   | <b>442</b>   | <b>432</b>   | <b>-10</b>              | <b>+4</b>               | <b>1.0 %</b>          | <b>+30</b>              | <b>7.4 %</b>          | <b>496</b>   |
| Management (VIII & above)                     | 31           | 30           | 31           | 32           | +1                      | +2                      | 6.0 %                 | +1                      | 3.9 %                 | 32           |
| Administrative/ Supervisory (V to VII)        | 53           | 54           | 60           | 64           | +4                      | +10                     | 19.4 %                | +11                     | 20.9 %                | 69           |
| Clerical (III & IV)                           | 54           | 56           | 55           | 58           | +3                      | +2                      | 4.2 %                 | +4                      | 7.8 %                 | 64           |
| <b>Management &amp; Administrative</b>        | <b>138</b>   | <b>140</b>   | <b>147</b>   | <b>154</b>   | <b>+8</b>               | <b>+15</b>              | <b>10.4 %</b>         | <b>+17</b>              | <b>12.0 %</b>         | <b>165</b>   |
| Support                                       | 23           | 26           | 19           | 19           | +0                      | -6                      | -24.6 %               | -3                      | -14.8 %               | 28           |
| Maintenance/ Technical                        | 7            | 5            | 7            | 7            |                         | +2                      | 40.0 %                | +0                      | 3.7 %                 | 7            |
| <b>General Support</b>                        | <b>29</b>    | <b>31</b>    | <b>26</b>    | <b>26</b>    | <b>+0</b>               | <b>-4</b>               | <b>-14.0 %</b>        | <b>-3</b>               | <b>-10.6 %</b>        | <b>35</b>    |
| Health Care Assistants                        | 187          | 184          | 190          | 188          | -2                      | +5                      | 2.5 %                 | +2                      | 0.9 %                 | 218          |
| Care, other                                   | 246          | 245          | 229          | 228          | -1                      | -17                     | -6.8 %                | -18                     | -7.4 %                | 267          |
| <b>Patient &amp; Client Care</b>              | <b>433</b>   | <b>428</b>   | <b>419</b>   | <b>416</b>   | <b>-2</b>               | <b>-12</b>              | <b>-2.8 %</b>         | <b>-17</b>              | <b>-3.8 %</b>         | <b>485</b>   |

### Older People

| Sep 2022                          | WTE Dec 2019 | WTE Dec 2020 | WTE Aug 2022 | WTE Sep 2022 | WTE change since Aug 22 | WTE change since Dec 20 | % change since Dec 20 | WTE change since Dec 19 | % change since Dec 19 | No. Sep 2022 |
|-----------------------------------|--------------|--------------|--------------|--------------|-------------------------|-------------------------|-----------------------|-------------------------|-----------------------|--------------|
| <b>Total Older People</b>         | <b>823</b>   | <b>804</b>   | <b>817</b>   | <b>819</b>   | <b>+2</b>               | <b>+15</b>              | <b>1.9 %</b>          | <b>-4</b>               | <b>-0.5 %</b>         | <b>894</b>   |
| Registrars                        | 1            | 1            | 1            | 1            |                         |                         | 0.0 %                 |                         | 0.0 %                 | 1            |
| Medical/ Dental, other            | 4            | 3            | 2            | 2            | +0                      | -1                      | -34.3 %               | -2                      | -53.5 %               | 3            |
| <b>Medical &amp; Dental</b>       | <b>5</b>     | <b>4</b>     | <b>3</b>     | <b>3</b>     | <b>+0</b>               | <b>-1</b>               | <b>-25.3 %</b>        | <b>-2</b>               | <b>-42.8 %</b>        | <b>4</b>     |
| Nurse/ Midwife Manager            | 68           | 63           | 64           | 64           | +0                      | +2                      | 2.5 %                 | -4                      | -6.0 %                | 66           |
| Nurse/ Midwife Specialist & AN/MP | 1            | 1            |              | 1            | +1                      |                         | 0.0 %                 |                         | 0.0 %                 | 1            |

|   |            |            |            |            |           |            |                |            |                |            |
|---|------------|------------|------------|------------|-----------|------------|----------------|------------|----------------|------------|
| Staff Nurse/ Staff Midwife                    | 204        | 206        | 203        | 204        | +1        | -2         | -0.8 %         | +0         | 0.2 %          | 215        |
| <b>Nursing &amp; Midwifery</b>                | <b>273</b> | <b>269</b> | <b>267</b> | <b>269</b> | <b>+2</b> | <b>-0</b>  | <b>-0.0 %</b>  | <b>-4</b>  | <b>-1.4 %</b>  | <b>282</b> |
| <b>Health &amp; Social Care Professionals</b> | <b>66</b>  | <b>61</b>  | <b>54</b>  | <b>53</b>  | <b>-1</b> | <b>-8</b>  | <b>-12.7 %</b> | <b>-13</b> | <b>-19.9 %</b> | <b>61</b>  |
| Management (VIII & above)                     | 4          | 5          | 9          | 9          | -0        | +4         | 77.2 %         | +5         | 121.5 %        | 9          |
| Administrative/ Supervisory (V to VII)        | 22         | 19         | 32         | 32         | +0        | +12        | 63.9 %         | +10        | 43.0 %         | 33         |
| Clerical (III & IV)                           | 30         | 33         | 31         | 29         | -2        | -4         | -12.7 %        | -1         | -2.0 %         | 34         |
| <b>Management &amp; Administrative</b>        | <b>56</b>  | <b>58</b>  | <b>71</b>  | <b>70</b>  | <b>-1</b> | <b>+12</b> | <b>21.0 %</b>  | <b>+14</b> | <b>24.8 %</b>  | <b>76</b>  |
| Support                                       | 108        | 102        | 107        | 106        | -1        | +4         | 4.2 %          | -2         | -1.7 %         | 116        |
| Maintenance/ Technical                        | 8          | 9          | 8          | 8          |           | -1         | -13.9 %        | -0         | -3.1 %         | 8          |
| <b>General Support</b>                        | <b>116</b> | <b>111</b> | <b>115</b> | <b>114</b> | <b>-1</b> | <b>+3</b>  | <b>2.7 %</b>   | <b>-2</b>  | <b>-1.8 %</b>  | <b>124</b> |
| Health Care Assistants                        | 300        | 296        | 302        | 306        | +3        | +10        | 3.3 %          | +5         | 1.8 %          | 340        |
| Care, other                                   | 7          | 6          | 5          | 5          |           | -1         | -16.2 %        | -3         | -36.3 %        | 7          |
| <b>Patient &amp; Client Care</b>              | <b>307</b> | <b>301</b> | <b>307</b> | <b>310</b> | <b>+3</b> | <b>+9</b>  | <b>2.9 %</b>   | <b>+3</b>  | <b>0.9 %</b>   | <b>347</b> |

## CHO 6 Employment by Administration (HSE / S38): September 2022

| Sep 2022                             | WTE Dec 2019 | WTE Dec 2020 | WTE Aug 2022 | WTE Sep 2022 | WTE change since Aug 22 | WTE change since Dec 20 | % change since Dec 20 | WTE change since Dec 19 | % change since Dec 19 | No. Sep 2022 |
|--------------------------------------|--------------|--------------|--------------|--------------|-------------------------|-------------------------|-----------------------|-------------------------|-----------------------|--------------|
| <b>Overall</b>                       | <b>3,378</b> | <b>3,465</b> | <b>3,600</b> | <b>3,594</b> | <b>-6</b>               | <b>+129</b>             | <b>3.7 %</b>          | <b>+216</b>             | <b>6.4 %</b>          | <b>4,177</b> |
| <b>HSE</b>                           | <b>1,605</b> | <b>1,689</b> | <b>1,763</b> | <b>1,766</b> | <b>+2</b>               | <b>+77</b>              | <b>4.5 %</b>          | <b>+160</b>             | <b>10.0 %</b>         | <b>2,035</b> |
| <b>Section 38 Voluntary Agencies</b> | <b>1,773</b> | <b>1,776</b> | <b>1,837</b> | <b>1,829</b> | <b>-8</b>               | <b>+52</b>              | <b>2.9 %</b>          | <b>+56</b>              | <b>3.1 %</b>          | <b>2,142</b> |

## HSE

| Sep 2022  | WTE Dec 2019 | WTE Dec 2020 | WTE Aug 2022 | WTE Sep 2022 | WTE change since Aug 22 | WTE change since Dec 20 | % change since Dec 20 | WTE change since Dec 19 | % change since Dec 19 | No. Sep 2022 |
|---|--------------|--------------|--------------|--------------|-------------------------|-------------------------|-----------------------|-------------------------|-----------------------|--------------|
| <b>Overall</b>                                  | <b>1,605</b> | <b>1,689</b> | <b>1,763</b> | <b>1,766</b> | <b>+2</b>               | <b>+77</b>              | <b>4.5 %</b>          | <b>+160</b>             | <b>10.0 %</b>         | <b>2,035</b> |
| Consultants                                     | 23           | 26           | 24           | 25           | +1                      | -1                      | -4.2 %                | +2                      | 8.7 %                 | 28           |
| Registrars                                      | 30           | 28           | 39           | 40           | +0                      | +12                     | 43.1 %                | +10                     | 32.1 %                | 41           |
| SHO/ Interns                                    | 4            | 5            | 3            | 3            | -0                      | -2                      | -40.4 %               | -1                      | -25.5 %               | 3            |
| Medical/ Dental, other                          | 49           | 43           | 46           | 46           | +0                      | +3                      | 6.8 %                 | -3                      | -6.7 %                | 67           |
| <b>Medical &amp; Dental</b>                     | <b>106</b>   | <b>102</b>   | <b>112</b>   | <b>113</b>   | <b>+2</b>               | <b>+12</b>              | <b>11.5 %</b>         | <b>+7</b>               | <b>6.9 %</b>          | <b>139</b>   |
| Nurse/ Midwife Manager                          | 138          | 136          | 126          | 132          | +6                      | -4                      | -3.0 %                | -5                      | -3.7 %                | 140          |
| Nurse/ Midwife Specialist & AN/MP               | 15           | 17           | 14           | 23           | +9                      | +6                      | 36.7 %                | +7                      | 47.4 %                | 25           |
| Staff Nurse/ Staff Midwife                      | 286          | 304          | 316          | 304          | -12                     | -0                      | -0.1 %                | +19                     | 6.5 %                 | 345          |
| Public Health Nurse                             | 117          | 112          | 103          | 102          | -1                      | -9                      | -8.4 %                | -14                     | -12.3 %               | 122          |
| <i>Pre-registration Nurse/ Midwife Intern</i>   |              |              | 5            | 4            | -1                      | +4                      | -100.0 %              | +4                      | -100.0 %              | 9            |
| <i>Post-registration Nurse/ Midwife Student</i> | 14           | 15           | 2            | 5            | +3                      | -10                     | -66.7 %               | -9                      | -63.3 %               | 8            |
| <i>Nursing/ Midwifery awaiting registration</i> |              | 1            |              |              |                         | -1                      | -100.0 %              |                         | -100.0 %              |              |
| Nursing/ Midwifery Student                      | 14           | 16           | 6            | 9            | +2                      | -7                      | -44.7 %               | -5                      | -34.8 %               | 17           |
| Nursing/ Midwifery other                        | 2            | 3            | 4            | 5            | +1                      | +2                      | 54.7 %                | +3                      | 132.0 %               | 5            |
| <b>Nursing &amp; Midwifery</b>                  | <b>571</b>   | <b>588</b>   | <b>570</b>   | <b>575</b>   | <b>+6</b>               | <b>-13</b>              | <b>-2.2 %</b>         | <b>+4</b>               | <b>0.8 %</b>          | <b>654</b>   |
| Therapy Professions                             | 158          | 160          | 174          | 170          | -5                      | +10                     | 6.1 %                 | +12                     | 7.3 %                 | 212          |
| Health Science/ Diagnostics                     | 17           | 19           | 15           | 14           | -1                      | -4                      | -23.6 %               | -2                      | -14.7 %               | 17           |
| Social Care                                     | 11           | 11           | 10           | 10           | -0                      | -0                      | -1.1 %                | -1                      | -6.1 %                | 11           |
| Social Workers                                  | 26           | 25           | 31           | 31           | -0                      | +5                      | 21.5 %                | +5                      | 18.3 %                | 34           |
| Psychologists                                   | 38           | 41           | 45           | 42           | -3                      | +1                      | 2.7 %                 | +4                      | 10.2 %                | 53           |
| Pharmacy  | 2            | 2            | 4            | 4            | +0                      | +2                      | 121.5 %               | +3                      | 146.1 %               | 5            |
| H&SC, Other                                     | 8            | 9            | 14           | 14           | +0                      | +5                      | 56.9 %                | +6                      | 65.2 %                | 15           |
| <b>Health &amp; Social Care Professionals</b>   | <b>260</b>   | <b>266</b>   | <b>294</b>   | <b>285</b>   | <b>-9</b>               | <b>+19</b>              | <b>7.3 %</b>          | <b>+25</b>              | <b>9.7 %</b>          | <b>347</b>   |
| Management (VIII & above)                       | 35           | 37           | 52           | 52           | +0                      | +15                     | 41.9 %                | +17                     | 50.3 %                | 53           |
| Administrative/ Supervisory (V to VII)          | 91           | 90           | 135          | 140          | +6                      | +51                     | 56.8 %                | +50                     | 54.7 %                | 148          |
| Clerical (III & IV)                             | 134          | 156          | 166          | 159          | -7                      | +3                      | 1.8 %                 | +24                     | 18.2 %                | 182          |
| <b>Management &amp; Administrative</b>          | <b>260</b>   | <b>282</b>   | <b>353</b>   | <b>351</b>   | <b>-2</b>               | <b>+69</b>              | <b>24.4 %</b>         | <b>+91</b>              | <b>35.2 %</b>         | <b>383</b>   |
| Support   | 85           | 82           | 78           | 78           | +0                      | -4                      | -5.3 %                | -7                      | -8.3 %                | 89           |
| Maintenance/ Technical                          | 3            | 2            | 2            | 2            |                         |                         | 0.0 %                 | -1                      | -31.3 %               | 2            |
| <b>General Support</b>                          | <b>88</b>    | <b>84</b>    | <b>80</b>    | <b>80</b>    | <b>+0</b>               | <b>-4</b>               | <b>-5.1 %</b>         | <b>-8</b>               | <b>-9.0 %</b>         | <b>91</b>    |
| Health Care Assistants                          | 267          | 307          | 289          | 294          | +5                      | -13                     | -4.3 %                | +27                     | 10.2 %                | 341          |
| Care, other                                     | 54           | 60           | 66           | 67           | +1                      | +7                      | 11.7 %                | +13                     | 23.3 %                | 80           |
| <b>Patient &amp; Client Care</b>                | <b>321</b>   | <b>367</b>   | <b>355</b>   | <b>361</b>   | <b>+5</b>               | <b>-6</b>               | <b>-1.6 %</b>         | <b>+40</b>              | <b>12.4 %</b>         | <b>421</b>   |

Section 38 Voluntary Agencies

| Sep 2022                               | WTE<br>Dec<br>2019 | WTE<br>Dec<br>2020 | WTE<br>Aug<br>2022 | WTE<br>Sep<br>2022 | WTE<br>change<br>since<br>Aug 22 | WTE<br>change<br>since<br>Dec 20 | % change<br>since Dec<br>20 | WTE<br>change<br>since<br>Dec 19 | % change<br>since Dec<br>19 | No. Sep<br>2022 |
|--|--------------------|--------------------|--------------------|--------------------|----------------------------------|----------------------------------|-----------------------------|----------------------------------|-----------------------------|-----------------|
| Overall                                | 1,773              | 1,776              | 1,837              | 1,829              | -8                               | +52                              | 2.9 %                       | +56                              | 3.1 %                       | 2,142           |
| Consultants                            | 25                 | 26                 | 27                 | 28                 | +0                               | +2                               | 8.8 %                       | +2                               | 9.2 %                       | 34              |
| Registrars                             | 19                 | 16                 | 22                 | 22                 | -1                               | +5                               | 33.5 %                      | +3                               | 14.7 %                      | 23              |
| SHO/ Interns                           | 12                 | 15                 | 14                 | 12                 | -2                               | -3                               | -17.3 %                     | +0                               | 4.3 %                       | 18              |
| Medical/ Dental, other                 | 2                  | 2                  | 1                  | 1                  |                                  | -1                               | -50.0 %                     | -1                               | -50.0 %                     | 1               |
| Medical & Dental                       | 58                 | 58                 | 64                 | 62                 | -2                               | +4                               | 7.1 %                       | +5                               | 8.0 %                       | 76              |
| Nurse/ Midwife Manager                 | 73                 | 69                 | 74                 | 72                 | -2                               | +3                               | 3.7 %                       | -1                               | -1.7 %                      | 79              |
| Nurse/ Midwife Specialist & AN/MP      | 5                  | 7                  | 15                 | 15                 | -0                               | +7                               | 97.4 %                      | +9                               | 182.0 %                     | 18              |
| Staff Nurse/ Staff Midwife             | 256                | 250                | 254                | 255                | +1                               | +5                               | 2.0 %                       | -1                               | -0.5 %                      | 283             |
| Nursing/ Midwifery other               |                    |                    | 1                  | 1                  |                                  | +1                               | -100.0 %                    | +1                               | -100.0 %                    | 1               |
| Nursing & Midwifery                    | 334                | 327                | 344                | 342                | -2                               | +16                              | 4.8 %                       | +8                               | 2.4 %                       | 381             |
| Therapy Professions                    | 80                 | 78                 | 78                 | 76                 | -2                               | -2                               | -2.1 %                      | -4                               | -4.9 %                      | 93              |
| Health Science/ Diagnostics            | 2                  | 2                  | 2                  | 2                  |                                  |                                  | 0.0 %                       |                                  | 0.0 %                       | 3               |
| Social Care                            | 353                | 381                | 411                | 404                | -7                               | +22                              | 5.9 %                       | +51                              | 14.4 %                      | 457             |
| Social Workers                         | 31                 | 29                 | 29                 | 29                 | +1                               | +0                               | 1.4 %                       | -2                               | -5.6 %                      | 33              |
| Psychologists                          | 18                 | 26                 | 27                 | 25                 | -1                               | -0                               | -1.5 %                      | +7                               | 37.3 %                      | 33              |
| Pharmacy                               | 2                  | 2                  | 2                  | 3                  | +2                               | +1                               | 71.6 %                      | +1                               | 75.3 %                      | 5               |
| H&SC, Other                            | 6                  | 1                  | 1                  | 1                  |                                  | -1                               | -33.8 %                     | -5                               | -83.4 %                     | 2               |
| Health & Social Care Professionals     | 492                | 519                | 548                | 540                | -7                               | +22                              | 4.2 %                       | +48                              | 9.8 %                       | 626             |
| Management (VIII & above)              | 33                 | 33                 | 35                 | 35                 | +1                               | +3                               | 8.2 %                       | +2                               | 6.6 %                       | 39              |
| Administrative/ Supervisory (V to VII) | 79                 | 77                 | 92                 | 96                 | +4                               | +20                              | 25.4 %                      | +17                              | 21.2 %                      | 115             |
| Clerical (III & IV)                    | 103                | 104                | 98                 | 99                 | +1                               | -5                               | -4.5 %                      | -3                               | -3.2 %                      | 123             |
| Management & Administrative            | 215                | 213                | 225                | 231                | +6                               | +18                              | 8.2 %                       | +16                              | 7.3 %                       | 277             |
| Support                                | 106                | 110                | 102                | 100                | -2                               | -10                              | -8.7 %                      | -6                               | -5.4 %                      | 127             |
| Maintenance/ Technical                 | 20                 | 20                 | 21                 | 21                 |                                  | +1                               | 3.8 %                       | +1                               | 5.1 %                       | 23              |
| General Support                        | 126                | 130                | 123                | 121                | -2                               | -9                               | -6.8 %                      | -5                               | -3.7 %                      | 150             |
| Health Care Assistants                 | 272                | 259                | 278                | 278                | -0                               | +19                              | 7.2 %                       | +6                               | 2.1 %                       | 307             |
| Care, other                            | 276                | 270                | 255                | 254                | -1                               | -17                              | -6.1 %                      | -22                              | -7.9 %                      | 325             |
| Patient & Client Care                  | 548                | 530                | 533                | 531                | -2                               | +2                               | 0.4 %                       | -16                              | -3.0 %                      | 632             |

## CHO 6 Employment by S38 Agency: September 2022

### Children's Sunshine Home

| Sep 2022                                      | WTE Dec 2019 | WTE Dec 2020 | WTE Aug 2022 | WTE Sep 2022 | WTE change since Aug 22 | WTE change since Dec 20 | % change since Dec 20 | WTE change since Dec 19 | % change since Dec 19 | No. Sep 2022 |
|---|--------------|--------------|--------------|--------------|-------------------------|-------------------------|-----------------------|-------------------------|-----------------------|--------------|
| <b>Overall</b>                                | <b>58</b>    | <b>56</b>    | <b>55</b>    | <b>54</b>    | <b>-1</b>               | <b>-2</b>               | <b>-3.9 %</b>         | <b>-5</b>               | <b>-8.2 %</b>         | <b>61</b>    |
| Nurse/ Midwife Manager                        | 7            | 8            | 8            | 8            |                         | +0                      | 2.9 %                 | +1                      | 17.6 %                | 9            |
| Staff Nurse/ Staff Midwife                    | 21           | 18           | 18           | 18           |                         | +0                      | 1.1 %                 | -2                      | -11.1 %               | 19           |
| <b>Nursing &amp; Midwifery</b>                | <b>28</b>    | <b>26</b>    | <b>27</b>    | <b>27</b>    |                         | <b>+0</b>               | <b>1.6 %</b>          | <b>-1</b>               | <b>-3.9 %</b>         | <b>28</b>    |
| Therapy Professions                           | 2            | 1            | 1            | 0            | -1                      | -1                      | -75.0 %               | -1                      | -85.1 %               | 1            |
| Social Workers                                | 1            | 1            |              |              |                         | -1                      | -100.0 %              | -1                      | -100.0 %              |              |
| <b>Health &amp; Social Care Professionals</b> | <b>3</b>     | <b>2</b>     | <b>1</b>     | <b>0</b>     | <b>-1</b>               | <b>-2</b>               | <b>-85.8 %</b>        | <b>-2</b>               | <b>-89.8 %</b>        | <b>1</b>     |
| Management (VIII & above)                     | 3            | 2            | 3            | 3            |                         | +1                      | 50.0 %                |                         | 0.0 %                 | 3            |
| Administrative/ Supervisory (V to VII)        | 4            | 4            | 4            | 4            |                         | -0                      | -0.8 %                | -0                      | -0.8 %                | 4            |
| Clerical (III & IV)                           | 1            | 1            | 1            | 1            |                         |                         | 0.0 %                 |                         | 0.0 %                 | 1            |
| <b>Management &amp; Administrative</b>        | <b>8</b>     | <b>7</b>     | <b>8</b>     | <b>8</b>     |                         | <b>+1</b>               | <b>14.5 %</b>         | <b>-0</b>               | <b>-0.4 %</b>         | <b>8</b>     |
| Support                                       | 3            | 3            | 3            | 3            |                         |                         | 0.0 %                 |                         | 0.0 %                 | 3            |
| <b>General Support</b>                        | <b>3</b>     | <b>3</b>     | <b>3</b>     | <b>3</b>     |                         |                         | <b>0.0 %</b>          |                         | <b>0.0 %</b>          | <b>3</b>     |
| Health Care Assistants                        | 14           | 13           | 13           | 12           | -1                      | -1                      | -7.7 %                | -2                      | -13.1 %               | 15           |
| Care, other                                   | 4            | 5            | 4            | 4            |                         | -1                      | -19.8 %               | +0                      | 11.2 %                | 6            |
| <b>Patient &amp; Client Care</b>              | <b>18</b>    | <b>18</b>    | <b>17</b>    | <b>16</b>    | <b>-1</b>               | <b>-2</b>               | <b>-11.0 %</b>        | <b>-1</b>               | <b>-8.1 %</b>         | <b>21</b>    |

## Dublin Dental Hospital

| Sep 2022                                      | WTE Dec 2019 | WTE Dec 2020 | WTE Aug 2022 | WTE Sep 2022 | WTE change since Aug 22 | WTE change since Dec 20 | % change since Dec 20 | WTE change since Dec 19 | % change since Dec 19 | No. Sep 2022 |
|---|--------------|--------------|--------------|--------------|-------------------------|-------------------------|-----------------------|-------------------------|-----------------------|--------------|
| <b>Overall</b>                                | <b>91</b>    | <b>93</b>    | <b>93</b>    | <b>94</b>    | <b>+1</b>               | <b>+1</b>               | <b>1.1 %</b>          | <b>+3</b>               | <b>2.7 %</b>          | <b>170</b>   |
| Consultants                                   | 6            | 5            | 5            | 5            |                         |                         | 0.0 %                 | -1                      | -17.5 %               | 6            |
| Registrars                                    | 1            | 1            | 1            | 2            | +1                      | +1                      | 50.0 %                | +1                      | 50.0 %                | 2            |
| SHO/ Interns                                  | 7            | 7            | 7            | 6            | -1                      | -1                      | -7.7 %                | -1                      | -7.7 %                | 12           |
| <b>Medical &amp; Dental</b>                   | <b>13</b>    | <b>12</b>    | <b>12</b>    | <b>12</b>    |                         |                         | <b>0.0 %</b>          | <b>-1</b>               | <b>-7.6 %</b>         | <b>20</b>    |
| Nurse/ Midwife Manager                        | 2            | 2            | 2            | 2            |                         |                         | 0.0 %                 |                         | 0.0 %                 | 4            |
| Staff Nurse/ Staff Midwife                    | 4            | 4            | 4            | 4            |                         |                         | 0.0 %                 |                         | 0.0 %                 | 5            |
| <b>Nursing &amp; Midwifery</b>                | <b>6</b>     | <b>6</b>     | <b>6</b>     | <b>6</b>     |                         |                         | <b>0.0 %</b>          |                         | <b>0.0 %</b>          | <b>9</b>     |
| Health Science/ Diagnostics                   | 2            | 2            | 2            | 2            |                         |                         | 0.0 %                 |                         | 0.0 %                 | 3            |
| H&SC, Other                                   | 1            | 1            | 1            | 1            |                         |                         | 0.0 %                 |                         | 0.0 %                 | 1            |
| <b>Health &amp; Social Care Professionals</b> | <b>2</b>     | <b>2</b>     | <b>2</b>     | <b>2</b>     |                         |                         | <b>0.0 %</b>          |                         | <b>0.0 %</b>          | <b>4</b>     |
| Management (VIII & above)                     | 4            | 4            | 4            | 4            |                         |                         | 0.0 %                 |                         | 0.0 %                 | 7            |
| Administrative/ Supervisory (V to VII)        | 11           | 11           | 12           | 12           | +1                      | +1                      | 9.1 %                 | +1                      | 9.1 %                 | 24           |
| Clerical (III & IV)                           | 15           | 15           | 15           | 15           |                         |                         | 0.0 %                 |                         | 0.0 %                 | 24           |
| <b>Management &amp; Administrative</b>        | <b>30</b>    | <b>30</b>    | <b>30</b>    | <b>31</b>    | <b>+1</b>               | <b>+1</b>               | <b>3.4 %</b>          | <b>+1</b>               | <b>3.4 %</b>          | <b>55</b>    |
| Support                                       | 11           | 13           | 13           | 13           |                         |                         | 0.0 %                 | +3                      | 23.3 %                | 21           |
| Maintenance/ Technical                        | 2            | 2            | 2            | 2            |                         |                         | 0.0 %                 |                         | 0.0 %                 | 4            |
| <b>General Support</b>                        | <b>13</b>    | <b>15</b>    | <b>15</b>    | <b>15</b>    |                         |                         | <b>0.0 %</b>          | <b>+3</b>               | <b>19.6 %</b>         | <b>25</b>    |
| Health Care Assistants                        | 1            | 1            |              |              |                         | -1                      | -100.0 %              | -1                      | -100.0 %              |              |
| Care, other                                   | 27           | 27           | 27           | 27           |                         | +1                      | 1.9 %                 | +1                      | 1.9 %                 | 57           |
| <b>Patient &amp; Client Care</b>              | <b>27</b>    | <b>27</b>    | <b>27</b>    | <b>27</b>    |                         |                         | <b>0.0 %</b>          |                         | <b>0.0 %</b>          | <b>57</b>    |

## Leopardstown Park Hospital

| Sep 2022                                      | WTE Dec 2019 | WTE Dec 2020 | WTE Aug 2022 | WTE Sep 2022 | WTE change since Aug 22 | WTE change since Dec 20 | % change since Dec 20 | WTE change since Dec 19 | % change since Dec 19 | No. Sep 2022 |
|---|--------------|--------------|--------------|--------------|-------------------------|-------------------------|-----------------------|-------------------------|-----------------------|--------------|
| <b>Overall</b>                                | <b>211</b>   | <b>207</b>   | <b>190</b>   | <b>189</b>   | <b>-1</b>               | <b>-18</b>              | <b>-8.5 %</b>         | <b>-22</b>              | <b>-10.4 %</b>        | <b>213</b>   |
| Medical/ Dental, other                        | 1            | 1            |              |              |                         | -1                      | -100.0 %              | -1                      | -100.0 %              |              |
| <b>Medical &amp; Dental</b>                   | <b>1</b>     | <b>1</b>     |              |              |                         | <b>-1</b>               | <b>-100.0 %</b>       | <b>-1</b>               | <b>-100.0 %</b>       |              |
| Nurse/ Midwife Manager                        | 15           | 14           | 14           | 15           | +0                      | +1                      | 5.8 %                 | -1                      | -5.0 %                | 15           |
| Staff Nurse/ Staff Midwife                    | 43           | 42           | 35           | 35           | -0                      | -7                      | -17.5 %               | -8                      | -18.3 %               | 40           |
| <b>Nursing &amp; Midwifery</b>                | <b>58</b>    | <b>56</b>    | <b>50</b>    | <b>49</b>    | <b>-0</b>               | <b>-7</b>               | <b>-11.8 %</b>        | <b>-9</b>               | <b>-14.8 %</b>        | <b>55</b>    |
| Therapy Professions                           | 7            | 9            | 7            | 7            | +1                      | -2                      | -19.6 %               | +0                      | 3.5 %                 | 10           |
| Social Workers                                | 1            | 1            | 1            | 1            |                         |                         | 0.0 %                 |                         | 0.0 %                 | 1            |
| Pharmacy                                      | 2            | 2            | 2            | 2            | +1                      | +0                      | 16.3 %                | +0                      | 18.8 %                | 3            |
| <b>Health &amp; Social Care Professionals</b> | <b>10</b>    | <b>12</b>    | <b>9</b>     | <b>11</b>    | <b>+2</b>               | <b>-2</b>               | <b>-12.4 %</b>        | <b>+1</b>               | <b>6.0 %</b>          | <b>14</b>    |
| Management (VIII & above)                     | 1            | 1            | 1            | 1            |                         |                         | 0.0 %                 |                         | 0.0 %                 | 1            |
| Administrative/ Supervisory (V to VII)        | 7            | 7            | 7            | 7            | +0                      | +0                      | 4.1 %                 | +0                      | 4.1 %                 | 8            |
| Clerical (III & IV)                           | 10           | 12           | 10           | 9            | -1                      | -3                      | -23.3 %               | -1                      | -13.6 %               | 12           |
| <b>Management &amp; Administrative</b>        | <b>19</b>    | <b>20</b>    | <b>18</b>    | <b>17</b>    | <b>-1</b>               | <b>-2</b>               | <b>-12.3 %</b>        | <b>-1</b>               | <b>-6.0 %</b>         | <b>21</b>    |
| Support                                       | 33           | 34           | 35           | 34           | -1                      | -0                      | -0.1 %                | +0                      | 1.1 %                 | 37           |
| Maintenance/ Technical                        | 4            | 4            | 4            | 4            |                         | -0                      | -6.3 %                | -0                      | -6.3 %                | 4            |
| <b>General Support</b>                        | <b>37</b>    | <b>38</b>    | <b>38</b>    | <b>37</b>    | <b>-1</b>               | <b>-0</b>               | <b>-0.8 %</b>         | <b>+0</b>               | <b>0.3 %</b>          | <b>41</b>    |
| Health Care Assistants                        | 81           | 77           | 72           | 71           | -0                      | -5                      | -7.1 %                | -10                     | -12.2 %               | 78           |
| Care, other                                   | 5            | 3            | 3            | 3            |                         | -0                      | -11.0 %               | -2                      | -43.2 %               | 4            |
| <b>Patient &amp; Client Care</b>              | <b>86</b>    | <b>80</b>    | <b>75</b>    | <b>74</b>    | <b>-0</b>               | <b>-6</b>               | <b>-7.2 %</b>         | <b>-12</b>              | <b>-13.8 %</b>        | <b>82</b>    |

| Sep 2022                                      | WTE | WTE | WTE Aug 2022 | WTE Sep 2022 | WTE change since Aug 22 | WTE change since | % change since  | WTE change since | % change since  | No. Sep 2022 |
|---|-----|-----|--------------|--------------|-------------------------|------------------|-----------------|------------------|-----------------|--------------|
| <b>Overall</b>                                |     |     | <b>42</b>    | <b>42</b>    | <b>-0</b>               | <b>+42</b>       | <b>-100.0 %</b> | <b>+42</b>       | <b>-100.0 %</b> | <b>50</b>    |
| Consultants                                   |     |     | 2            | 2            |                         | +2               | -100.0 %        | +2               | -100.0 %        | 2            |
| Registrars                                    |     |     | 1            | 1            |                         | +1               | -100.0 %        | +1               | -100.0 %        | 1            |
| SHO/ Interns                                  |     |     | 1            | 1            | -0                      | +1               | -100.0 %        | +1               | -100.0 %        | 1            |
| <b>Medical &amp; Dental</b>                   |     |     | <b>4</b>     | <b>3</b>     | <b>-0</b>               | <b>+3</b>        | <b>-100.0 %</b> | <b>+3</b>        | <b>-100.0 %</b> | <b>4</b>     |
| Nurse/ Midwife Manager                        |     |     | 4            | 4            | -0                      | +4               | -100.0 %        | +4               | -100.0 %        | 4            |
| Nurse/ Midwife Specialist & AN/MP             |     |     | 6            | 6            | -0                      | +6               | -100.0 %        | +6               | -100.0 %        | 7            |
| Staff Nurse/ Staff Midwife                    |     |     | 15           | 15           | -0                      | +15              | -100.0 %        | +15              | -100.0 %        | 18           |
| <b>Nursing &amp; Midwifery</b>                |     |     | <b>25</b>    | <b>25</b>    | <b>-0</b>               | <b>+25</b>       | <b>-100.0 %</b> | <b>+25</b>       | <b>-100.0 %</b> | <b>29</b>    |
| Dietitians                                    |     |     | 1            | 1            | -0                      | +1               | -100.0 %        | +1               | -100.0 %        | 1            |
| Occupational Therapists                       |     |     | 1            | 1            |                         | +1               | -100.0 %        | +1               | -100.0 %        | 1            |
| Physiotherapists                              |     |     | 1            | 1            |                         | +1               | -100.0 %        | +1               | -100.0 %        | 1            |
| Speech & Language Therapists                  |     |     | 1            | 1            | -0                      | +1               | -100.0 %        | +1               | -100.0 %        | 1            |
| Therapy Professions                           |     |     | 2            | 2            | -0                      | +2               | -100.0 %        | +2               | -100.0 %        | 4            |
| Social Workers                                |     |     | 1            | 1            | +0                      | +1               | -100.0 %        | +1               | -100.0 %        | 2            |
| Pharmacy                                      |     |     | 0            | 0            |                         |                  | -100.0 %        |                  | -100.0 %        | 0            |
| <b>Health &amp; Social Care Professionals</b> |     |     | <b>3</b>     | <b>3</b>     | <b>+0</b>               | <b>+3</b>        | <b>-100.0 %</b> | <b>+3</b>        | <b>-100.0 %</b> | <b>6</b>     |
| Administrative/ Supervisory (V to VII)        |     |     | 1            | 1            |                         | +1               | -100.0 %        | +1               | -100.0 %        | 1            |
| Clerical (III & IV)                           |     |     | 2            | 2            |                         | +2               | -100.0 %        | +2               | -100.0 %        | 2            |
| <b>Management &amp; Administrative</b>        |     |     | <b>3</b>     | <b>3</b>     |                         | <b>+3</b>        | <b>-100.0 %</b> | <b>+3</b>        | <b>-100.0 %</b> | <b>3</b>     |
| Health Care Assistants                        |     |     | 7            | 7            | -0                      | +7               | -100.0 %        | +7               | -100.0 %        | 8            |
| <b>Patient &amp; Client Care</b>              |     |     | <b>7</b>     | <b>7</b>     | <b>-0</b>               | <b>+7</b>        | <b>-100.0 %</b> | <b>+7</b>        | <b>-100.0 %</b> | <b>8</b>     |

| Sep 2022                                      | WTE<br>Dec<br>2019 | WTE<br>Dec<br>2020 | WTE<br>Aug<br>2022 | WTE<br>Sep<br>2022 | WTE<br>change<br>since<br>Aug 22 | WTE<br>change<br>since<br>Dec 20 | % change<br>since Dec<br>20 | WTE<br>change<br>since<br>Dec 19 | % change<br>since Dec<br>19 | No. Sep<br>2022 |
|---|--------------------|--------------------|--------------------|--------------------|----------------------------------|----------------------------------|-----------------------------|----------------------------------|-----------------------------|-----------------|
| <b>Overall</b>                                | <b>272</b>         | <b>268</b>         | <b>271</b>         | <b>268</b>         | <b>-3</b>                        | <b>-0</b>                        | <b>-0.1 %</b>               | <b>-4</b>                        | <b>-1.4 %</b>               | <b>282</b>      |
| Registrars                                    | 1                  | 1                  | 1                  | 1                  |                                  |                                  | 0.0 %                       |                                  | 0.0 %                       | 1               |
| Medical/ Dental, other                        | 1                  | 1                  | 1                  | 1                  |                                  |                                  | 0.0 %                       |                                  | 0.0 %                       | 1               |
| <b>Medical &amp; Dental</b>                   | <b>2</b>           | <b>2</b>           | <b>2</b>           | <b>2</b>           |                                  |                                  | <b>0.0 %</b>                |                                  | <b>0.0 %</b>                | <b>2</b>        |
| Nurse/ Midwife Manager                        | 20                 | 17                 | 21                 | 20                 | -1                               | +2                               | 12.4 %                      | -1                               | -4.6 %                      | 20              |
| Staff Nurse/ Staff Midwife                    | 74                 | 74                 | 68                 | 68                 |                                  | -6                               | -8.1 %                      | -6                               | -8.2 %                      | 69              |
| <b>Nursing &amp; Midwifery</b>                | <b>94</b>          | <b>91</b>          | <b>88</b>          | <b>87</b>          | <b>-1</b>                        | <b>-4</b>                        | <b>-4.2 %</b>               | <b>-7</b>                        | <b>-7.5 %</b>               | <b>89</b>       |
| Therapy Professions                           | 31                 | 29                 | 32                 | 31                 | -1                               | +1                               | 4.9 %                       | -0                               | -0.0 %                      | 33              |
| Social Workers                                | 6                  | 6                  | 6                  | 5                  | -1                               | -1                               | -14.7 %                     | -1                               | -14.7 %                     | 6               |
| Psychologists                                 | 1                  | 1                  | 1                  | 1                  |                                  |                                  | 0.0 %                       |                                  | 0.0 %                       | 1               |
| <b>Health &amp; Social Care Professionals</b> | <b>37</b>          | <b>35</b>          | <b>38</b>          | <b>36</b>          | <b>-2</b>                        | <b>+1</b>                        | <b>1.8 %</b>                | <b>-1</b>                        | <b>-2.2 %</b>               | <b>40</b>       |
| Management (VIII & above)                     |                    | 1                  | 1                  | 1                  |                                  |                                  | 0.0 %                       | +1                               | -100.0 %                    | 1               |
| Administrative/ Supervisory (V to VII)        | 6                  | 5                  | 9                  | 9                  |                                  | +4                               | 85.2 %                      | +3                               | 53.6 %                      | 9               |
| Clerical (III & IV)                           | 7                  | 9                  | 7                  | 7                  |                                  | -2                               | -25.7 %                     | -0                               | -5.1 %                      | 8               |
| <b>Management &amp; Administrative</b>        | <b>13</b>          | <b>15</b>          | <b>17</b>          | <b>17</b>          |                                  | <b>+2</b>                        | <b>11.7 %</b>               | <b>+4</b>                        | <b>28.8 %</b>               | <b>18</b>       |
| Support                                       | 36                 | 34                 | 32                 | 32                 |                                  | -1                               | -3.7 %                      | -3                               | -8.9 %                      | 36              |
| Maintenance/ Technical                        | 4                  | 5                  | 4                  | 4                  |                                  | -1                               | -20.0 %                     |                                  | 0.0 %                       | 4               |
| <b>General Support</b>                        | <b>40</b>          | <b>39</b>          | <b>36</b>          | <b>36</b>          |                                  | <b>-2</b>                        | <b>-5.8 %</b>               | <b>-3</b>                        | <b>-8.0 %</b>               | <b>40</b>       |
| Health Care Assistants                        | 86                 | 85                 | 89                 | 89                 |                                  | +4                               | 4.7 %                       | +4                               | 4.1 %                       | 92              |
| Care, other                                   | 1                  | 1                  | 1                  | 1                  |                                  | -1                               | -50.0 %                     |                                  | 0.0 %                       | 1               |
| <b>Patient &amp; Client Care</b>              | <b>86</b>          | <b>86</b>          | <b>90</b>          | <b>90</b>          |                                  | <b>+4</b>                        | <b>4.1 %</b>                | <b>+4</b>                        | <b>4.1 %</b>                | <b>93</b>       |

## St John of God HQ

| Sep 2022                                      | WTE | WTE | WTE<br>Aug<br>2022 | WTE<br>Sep<br>2022 | WTE<br>change<br>since<br>Aug 22 | WTE<br>change<br>since | % change<br>since | WTE<br>change<br>since | % change<br>since | No. Sep<br>2022 |
|---|-----|-----|--------------------|--------------------|----------------------------------|------------------------|-------------------|------------------------|-------------------|-----------------|
| <b>Overall</b>                                |     |     | <b>46</b>          | <b>50</b>          | <b>+4</b>                        | <b>+50</b>             | <b>-100.0 %</b>   | <b>+50</b>             | <b>-100.0 %</b>   | <b>53</b>       |
| Clinical Nurse/ Midwife Manager               |     |     | 1                  | 1                  |                                  | +1                     | -100.0 %          | +1                     | -100.0 %          | 1               |
| Nurse/ Midwife Manager                        |     |     | 1                  | 1                  |                                  | +1                     | -100.0 %          | +1                     | -100.0 %          | 1               |
| <b>Nursing &amp; Midwifery</b>                |     |     | <b>1</b>           | <b>1</b>           |                                  | <b>+1</b>              | <b>-100.0 %</b>   | <b>+1</b>              | <b>-100.0 %</b>   | <b>1</b>        |
| Social Care                                   |     |     | 1                  | 1                  | +0                               | +1                     | -100.0 %          | +1                     | -100.0 %          | 1               |
| Psychologists                                 |     |     | 1                  | 1                  | +0                               | +1                     | -100.0 %          | +1                     | -100.0 %          | 2               |
| <b>Health &amp; Social Care Professionals</b> |     |     | <b>2</b>           | <b>2</b>           | <b>+0</b>                        | <b>+2</b>              | <b>-100.0 %</b>   | <b>+2</b>              | <b>-100.0 %</b>   | <b>3</b>        |
| Management (VIII & above)                     |     |     | 12                 | 13                 | +1                               | +13                    | -100.0 %          | +13                    | -100.0 %          | 13              |
| Middle Management (V-VII)                     |     |     | 24                 | 26                 | +2                               | +26                    | -100.0 %          | +26                    | -100.0 %          | 28              |
| Administrative/ Supervisory (V to VII)        |     |     | 24                 | 26                 | +2                               | +26                    | -100.0 %          | +26                    | -100.0 %          | 28              |
| General Administrative (III & IV)             |     |     | 6                  | 7                  | +1                               | +7                     | -100.0 %          | +7                     | -100.0 %          | 7               |
| Clerical (III & IV)                           |     |     | 6                  | 7                  | +1                               | +7                     | -100.0 %          | +7                     | -100.0 %          | 7               |
| <b>Management &amp; Administrative</b>        |     |     | <b>42</b>          | <b>46</b>          | <b>+4</b>                        | <b>+46</b>             | <b>-100.0 %</b>   | <b>+46</b>             | <b>-100.0 %</b>   | <b>48</b>       |
| Household Services                            |     |     | 0                  | 1                  | +0                               | +1                     | -100.0 %          | +1                     | -100.0 %          | 1               |
| Support                                       |     |     | 0                  | 1                  | +0                               | +1                     | -100.0 %          | +1                     | -100.0 %          | 1               |
| <b>General Support</b>                        |     |     | <b>0</b>           | <b>1</b>           | <b>+0</b>                        | <b>+1</b>              | <b>-100.0 %</b>   | <b>+1</b>              | <b>-100.0 %</b>   | <b>1</b>        |

# St. John of God (IDS)

| Sep 2022                                      | WTE<br>Dec<br>2019 | WTE<br>Dec<br>2020 | WTE<br>Aug<br>2022 | WTE<br>Sep<br>2022 | WTE<br>change<br>since<br>Aug 22 | WTE<br>change<br>since<br>Dec 20 | % change<br>since Dec<br>20 | WTE<br>change<br>since<br>Dec 19 | % change<br>since Dec<br>19 | No. Sep<br>2022 |
|---|--------------------|--------------------|--------------------|--------------------|----------------------------------|----------------------------------|-----------------------------|----------------------------------|-----------------------------|-----------------|
| <b>Overall</b>                                | <b>456</b>         | <b>468</b>         | <b>410</b>         | <b>410</b>         | <b>-1</b>                        | <b>-58</b>                       | <b>-12.4 %</b>              | <b>-47</b>                       | <b>-10.3 %</b>              | <b>494</b>      |
| Consultants                                   | 1                  | 1                  | 1                  | 1                  |                                  |                                  | 0.0 %                       |                                  | 0.0 %                       | 1               |
| <b>Medical &amp; Dental</b>                   | <b>1</b>           | <b>1</b>           | <b>1</b>           | <b>1</b>           |                                  |                                  | <b>0.0 %</b>                |                                  | <b>0.0 %</b>                | <b>1</b>        |
| Nurse/ Midwife Manager                        | 8                  | 8                  | 7                  | 7                  | -0                               | -1                               | -15.9 %                     | -1                               | -15.5 %                     | 7               |
| Staff Nurse/ Staff Midwife                    | 46                 | 49                 | 46                 | 47                 | +1                               | -2                               | -4.3 %                      | +1                               | 1.4 %                       | 55              |
| <b>Nursing &amp; Midwifery</b>                | <b>54</b>          | <b>57</b>          | <b>53</b>          | <b>54</b>          | <b>+0</b>                        | <b>-3</b>                        | <b>-5.9 %</b>               | <b>-1</b>                        | <b>-1.1 %</b>               | <b>62</b>       |
| Therapy Professions                           | 12                 | 13                 | 10                 | 11                 | +0                               | -3                               | -19.5 %                     | -2                               | -14.7 %                     | 13              |
| Social Care                                   | 146                | 159                | 159                | 156                | -3                               | -3                               | -1.9 %                      | +10                              | 6.8 %                       | 185             |
| Social Workers                                | 4                  | 3                  | 3                  | 3                  |                                  |                                  | 0.0 %                       | -1                               | -25.0 %                     | 3               |
| Psychologists                                 | 5                  | 6                  | 5                  | 5                  | +0                               | -2                               | -23.9 %                     | -0                               | -1.2 %                      | 5               |
| <b>Health &amp; Social Care Professionals</b> | <b>167</b>         | <b>181</b>         | <b>177</b>         | <b>174</b>         | <b>-3</b>                        | <b>-7</b>                        | <b>-3.9 %</b>               | <b>+7</b>                        | <b>4.2 %</b>                | <b>206</b>      |
| Management (VIII & above)                     | 15                 | 14                 | 3                  | 3                  |                                  | -11                              | -79.2 %                     | -12                              | -79.9 %                     | 3               |
| Administrative/ Supervisory (V to VII)        | 28                 | 27                 | 8                  | 9                  | +0                               | -18                              | -67.9 %                     | -19                              | -69.3 %                     | 10              |
| Clerical (III & IV)                           | 19                 | 19                 | 10                 | 11                 | +1                               | -7                               | -39.4 %                     | -8                               | -41.4 %                     | 15              |
| <b>Management &amp; Administrative</b>        | <b>62</b>          | <b>60</b>          | <b>22</b>          | <b>23</b>          | <b>+1</b>                        | <b>-37</b>                       | <b>-61.7 %</b>              | <b>-39</b>                       | <b>-63.2 %</b>              | <b>28</b>       |
| Support                                       | 12                 | 12                 | 12                 | 13                 | +0                               | +1                               | 5.0 %                       | +1                               | 5.0 %                       | 21              |
| Maintenance/ Technical                        | 5                  | 5                  | 5                  | 5                  |                                  |                                  | 0.0 %                       | +0                               | 5.3 %                       | 5               |
| <b>General Support</b>                        | <b>17</b>          | <b>17</b>          | <b>17</b>          | <b>18</b>          | <b>+0</b>                        | <b>+1</b>                        | <b>3.5 %</b>                | <b>+1</b>                        | <b>5.0 %</b>                | <b>26</b>       |
| Health Care Assistants                        | 19                 | 18                 | 18                 | 20                 | +2                               | +2                               | 12.3 %                      | +1                               | 5.9 %                       | 26              |
| Care, other                                   | 136                | 134                | 122                | 120                | -2                               | -14                              | -10.1 %                     | -16                              | -11.8 %                     | 145             |
| <b>Patient &amp; Client Care</b>              | <b>155</b>         | <b>151</b>         | <b>140</b>         | <b>140</b>         | <b>+0</b>                        | <b>-11</b>                       | <b>-7.5 %</b>               | <b>-15</b>                       | <b>-9.6 %</b>               | <b>171</b>      |

# St. John of God (MHS)

| Sep 2022                                      | WTE Dec 2019 | WTE Dec 2020 | WTE Aug 2022 | WTE Sep 2022 | WTE change since Aug 22 | WTE change since Dec 20 | % change since Dec 20 | WTE change since Dec 19 | % change since Dec 19 | No. Sep 2022 |
|---|--------------|--------------|--------------|--------------|-------------------------|-------------------------|-----------------------|-------------------------|-----------------------|--------------|
| <b>Overall</b>                                | <b>235</b>   | <b>236</b>   | <b>236</b>   | <b>235</b>   | <b>-1</b>               | <b>-1</b>               | <b>-0.4 %</b>         | <b>-0</b>               | <b>-0.0 %</b>         | <b>282</b>   |
| Consultants                                   | 19           | 20           | 20           | 21           | +0                      | +1                      | 3.7 %                 | +2                      | 9.8 %                 | 25           |
| Registrars                                    | 17           | 14           | 19           | 18           | -1                      | +4                      | 27.7 %                | +1                      | 7.5 %                 | 19           |
| SHO/ Interns                                  | 5            | 8            | 6            | 5            | -1                      | -3                      | -37.5 %               |                         | 0.0 %                 | 5            |
| <b>Medical &amp; Dental</b>                   | <b>41</b>    | <b>42</b>    | <b>45</b>    | <b>44</b>    | <b>-2</b>               | <b>+2</b>               | <b>4.0 %</b>          | <b>+3</b>               | <b>7.7 %</b>          | <b>49</b>    |
| Nurse/ Midwife Manager                        | 16           | 16           | 15           | 14           | -1                      | -2                      | -14.4 %               | -3                      | -15.3 %               | 17           |
| Nurse/ Midwife Specialist & AN/MP             | 5            | 7            | 9            | 9            | -0                      | +1                      | 18.0 %                | +4                      | 68.5 %                | 11           |
| Staff Nurse/ Staff Midwife                    | 32           | 31           | 33           | 34           | +1                      | +3                      | 11.4 %                | +2                      | 7.3 %                 | 40           |
| <b>Nursing &amp; Midwifery</b>                | <b>53</b>    | <b>54</b>    | <b>57</b>    | <b>57</b>    | <b>-0</b>               | <b>+2</b>               | <b>4.6 %</b>          | <b>+3</b>               | <b>6.3 %</b>          | <b>68</b>    |
| Therapy Professions                           | 27           | 23           | 23           | 22           | -1                      | -1                      | -5.4 %                | -5                      | -19.9 %               | 28           |
| Social Care                                   | 25           | 28           | 25           | 28           | +3                      |                         | 0.0 %                 | +2                      | 9.4 %                 | 31           |
| Social Workers                                | 18           | 17           | 16           | 17           | +1                      | +1                      | 5.0 %                 | -0                      | -1.7 %                | 19           |
| Psychologists                                 | 12           | 19           | 20           | 19           | -1                      | -0                      | -1.5 %                | +6                      | 49.7 %                | 25           |
| Pharmacists                                   |              |              |              | 1            | +1                      | +1                      | -100.0 %              | +1                      | -100.0 %              | 2            |
| Pharmacy                                      |              |              |              | 1            | +1                      | +1                      | -100.0 %              | +1                      | -100.0 %              | 2            |
| H&SC, Other                                   | 5            | 1            | 0            | 0            |                         | -1                      | -51.0 %               | -4                      | -90.1 %               | 1            |
| <b>Health &amp; Social Care Professionals</b> | <b>87</b>    | <b>87</b>    | <b>84</b>    | <b>87</b>    | <b>+2</b>               | <b>-0</b>               | <b>-0.2 %</b>         | <b>-0</b>               | <b>-0.5 %</b>         | <b>106</b>   |
| Management (VIII & above)                     | 2            | 2            | 2            | 2            |                         |                         | 0.0 %                 |                         | 0.0 %                 | 2            |
| Administrative/ Supervisory (V to VII)        | 15           | 15           | 15           | 15           | +1                      | +1                      | 6.7 %                 | +1                      | 3.3 %                 | 18           |
| Clerical (III & IV)                           | 26           | 24           | 22           | 21           | -1                      | -2                      | -10.3 %               | -5                      | -17.8 %               | 26           |
| <b>Management &amp; Administrative</b>        | <b>43</b>    | <b>40</b>    | <b>38</b>    | <b>39</b>    | <b>+0</b>               | <b>-1</b>               | <b>-3.6 %</b>         | <b>-4</b>               | <b>-9.5 %</b>         | <b>46</b>    |
| Support                                       | 6            | 6            | 4            | 3            | -1                      | -3                      | -55.1 %               | -4                      | -56.2 %               | 6            |
| Maintenance/ Technical                        | 3            | 4            | 4            | 4            |                         |                         | 0.0 %                 | +1                      | 33.3 %                | 4            |
| <b>General Support</b>                        | <b>9</b>     | <b>10</b>    | <b>8</b>     | <b>7</b>     | <b>-1</b>               | <b>-3</b>               | <b>-33.6 %</b>        | <b>-3</b>               | <b>-27.6 %</b>        | <b>10</b>    |
| Care, other                                   | 2            | 2            | 3            | 2            | -1                      | -0                      | -0.8 %                | +1                      | 30.2 %                | 3            |
| <b>Patient &amp; Client Care</b>              | <b>2</b>     | <b>2</b>     | <b>3</b>     | <b>2</b>     | <b>-1</b>               | <b>-0</b>               | <b>-0.8 %</b>         | <b>+1</b>               | <b>30.2 %</b>         | <b>3</b>     |

## Sunbeam House Services

| Sep 2022                                      | WTE Dec 2019 | WTE Dec 2020 | WTE Aug 2022 | WTE Sep 2022 | WTE change since Aug 22 | WTE change since Dec 20 | % change since Dec 20 | WTE change since Dec 19 | % change since Dec 19 | No. Sep 2022 |
|---|--------------|--------------|--------------|--------------|-------------------------|-------------------------|-----------------------|-------------------------|-----------------------|--------------|
| <b>Overall</b>                                | <b>449</b>   | <b>450</b>   | <b>495</b>   | <b>489</b>   | <b>-6</b>               | <b>+39</b>              | <b>8.7 %</b>          | <b>+39</b>              | <b>8.7 %</b>          | <b>537</b>   |
| Nurse/ Midwife Manager                        | 4            | 4            | 2            | 2            |                         | -2                      | -50.0 %               | -2                      | -50.0 %               | 2            |
| Staff Nurse/ Staff Midwife                    | 37           | 32           | 34           | 34           | -1                      | +1                      | 4.5 %                 | -3                      | -8.9 %                | 37           |
| Nursing/ Midwifery other                      |              |              | 1            | 1            |                         | +1                      | -100.0 %              | +1                      | -100.0 %              | 1            |
| <b>Nursing &amp; Midwifery</b>                | <b>41</b>    | <b>36</b>    | <b>37</b>    | <b>37</b>    | <b>-1</b>               | <b>+0</b>               | <b>1.3 %</b>          | <b>-4</b>               | <b>-10.4 %</b>        | <b>40</b>    |
| Therapy Professions                           | 1            | 2            | 4            | 4            |                         | +1                      | 50.4 %                | +2                      | 178.0 %               | 4            |
| Social Care                                   | 182          | 195          | 225          | 219          | -6                      | +25                     | 12.6 %                | +37                     | 20.6 %                | 240          |
| Social Workers                                | 2            | 2            | 2            | 2            |                         |                         | 0.0 %                 |                         | 0.0 %                 | 2            |
| Psychologists                                 | 1            |              |              |              |                         |                         | -100.0 %              | -1                      | -100.0 %              |              |
| H&SC, Other                                   | 1            |              |              |              |                         |                         | -100.0 %              | -1                      | -100.0 %              |              |
| <b>Health &amp; Social Care Professionals</b> | <b>186</b>   | <b>199</b>   | <b>231</b>   | <b>225</b>   | <b>-6</b>               | <b>+26</b>              | <b>12.9 %</b>         | <b>+39</b>              | <b>20.8 %</b>         | <b>246</b>   |
| Management (VIII & above)                     | 9            | 9            | 9            | 9            |                         |                         | 0.0 %                 |                         | 0.0 %                 | 9            |
| Administrative/ Supervisory (V to VII)        | 9            | 9            | 13           | 13           |                         | +4                      | 49.6 %                | +4                      | 49.6 %                | 13           |
| Clerical (III & IV)                           | 24           | 25           | 25           | 26           | +1                      | +2                      | 6.3 %                 | +2                      | 10.1 %                | 28           |
| <b>Management &amp; Administrative</b>        | <b>41</b>    | <b>42</b>    | <b>47</b>    | <b>48</b>    | <b>+1</b>               | <b>+6</b>               | <b>13.8 %</b>         | <b>+7</b>               | <b>16.2 %</b>         | <b>50</b>    |
| Support                                       | 5            | 8            | 2            | 2            |                         | -6                      | -74.8 %               | -3                      | -60.0 %               | 2            |
| Maintenance/ Technical                        | 2            |              | 2            | 2            |                         | +2                      | -100.0 %              |                         | 0.0 %                 | 2            |
| <b>General Support</b>                        | <b>7</b>     | <b>8</b>     | <b>4</b>     | <b>4</b>     |                         | <b>-4</b>               | <b>-49.7 %</b>        | <b>-3</b>               | <b>-42.9 %</b>        | <b>4</b>     |
| Health Care Assistants                        | 71           | 65           | 79           | 78           | -1                      | +13                     | 19.2 %                | +7                      | 9.2 %                 | 88           |
| Care, other                                   | 103          | 99           | 96           | 97           | +1                      | -2                      | -1.7 %                | -5                      | -5.2 %                | 109          |
| <b>Patient &amp; Client Care</b>              | <b>174</b>   | <b>164</b>   | <b>175</b>   | <b>175</b>   | <b>+0</b>               | <b>+11</b>              | <b>6.6 %</b>          | <b>+1</b>               | <b>0.7 %</b>          | <b>197</b>   |

# CHO 6 Employment by Grade Group & Staff Category: September 2022

| Sep 2022                                     | WTE Dec 2019 | WTE Dec 2020 | WTE Aug 2022 | WTE Sep 2022 | WTE change since Aug 22 | WTE change since Dec 20 | % change since Dec 20 | WTE change since Dec 19 | % change since Dec 19 | No. Sep 2022 |
|--|--------------|--------------|--------------|--------------|-------------------------|-------------------------|-----------------------|-------------------------|-----------------------|--------------|
| <b>Overall</b>                               | <b>3,378</b> | <b>3,465</b> | <b>3,600</b> | <b>3,594</b> | <b>-6</b>               | <b>+129</b>             | <b>3.7 %</b>          | <b>+216</b>             | <b>6.4 %</b>          | <b>4,177</b> |
| Consultant Dentistry                         | 7            | 6            | 7            | 6            | -0                      | +0                      | 0.6 %                 | -1                      | -12.4 %               | 8            |
| Consultant Medicine                          | 1            | 1            | 3            | 3            |                         | +2                      | 150.0 %               | +2                      | 150.0 %               | 3            |
| Consultant Psychiatry                        | 39           | 43           | 41           | 43           | +2                      | -0                      | -0.9 %                | +4                      | 9.5 %                 | 50           |
| Consultant Radiology                         | 1            | 1            | 1            | 1            |                         |                         | 0.0 %                 |                         | 0.0 %                 | 1            |
| <b>Consultants</b>                           | <b>48</b>    | <b>51</b>    | <b>51</b>    | <b>53</b>    | <b>+2</b>               | <b>+1</b>               | <b>2.2 %</b>          | <b>+4</b>               | <b>9.0 %</b>          | <b>62</b>    |
| Registrar                                    | 40           | 34           | 48           | 50           | +2                      | +15                     | 44.9 %                | +9                      | 23.2 %                | 52           |
| Senior Registrar                             | 7            | 9            | 13           | 11           | -2                      | +2                      | 22.8 %                | +3                      | 40.3 %                | 11           |
| Specialist Registrar                         | 1            | 1            | 1            | 1            |                         |                         | 0.0 %                 |                         | 0.0 %                 | 1            |
| <b>Registrars</b>                            | <b>49</b>    | <b>44</b>    | <b>62</b>    | <b>61</b>    | <b>-0</b>               | <b>+17</b>              | <b>39.6 %</b>         | <b>+12</b>              | <b>25.4 %</b>         | <b>64</b>    |
| Senior House Officer                         | 16           | 20           | 17           | 15           | -2                      | -5                      | -23.2 %               | -1                      | -3.4 %                | 21           |
| <b>SHO/ Interns</b>                          | <b>16</b>    | <b>20</b>    | <b>17</b>    | <b>15</b>    | <b>-2</b>               | <b>-5</b>               | <b>-23.2 %</b>        | <b>-1</b>               | <b>-3.4 %</b>         | <b>21</b>    |
| Dentists                                     | 27           | 25           | 27           | 27           | -0                      | +2                      | 7.9 %                 | +0                      | 1.0 %                 | 38           |
| Other Medical                                | 25           | 20           | 20           | 20           | +1                      | -0                      | -0.0 %                | -5                      | -18.4 %               | 30           |
| <b>Medical/ Dental, other</b>                | <b>51</b>    | <b>45</b>    | <b>47</b>    | <b>47</b>    | <b>+0</b>               | <b>+2</b>               | <b>4.3 %</b>          | <b>-4</b>               | <b>-8.4 %</b>         | <b>68</b>    |
| <b>Medical &amp; Dental</b>                  | <b>164</b>   | <b>160</b>   | <b>176</b>   | <b>176</b>   | <b>-0</b>               | <b>+16</b>              | <b>9.9 %</b>          | <b>+12</b>              | <b>7.3 %</b>          | <b>215</b>   |
| Clinical Nurse/ Midwife Manager              | 161          | 158          | 151          | 151          | -0                      | -7                      | -4.6 %                | -10                     | -6.1 %                | 160          |
| Director Nursing/Midwifery, Assistant        | 35           | 34           | 36           | 37           | +1                      | +3                      | 9.5 %                 | +2                      | 5.5 %                 | 41           |
| Director of Nursing/Midwifery                | 14           | 13           | 14           | 16           | +2                      | +3                      | 19.5 %                | +2                      | 11.0 %                | 18           |
| <b>Nurse/ Midwife Manager</b>                | <b>211</b>   | <b>206</b>   | <b>201</b>   | <b>204</b>   | <b>+4</b>               | <b>-1</b>               | <b>-0.7 %</b>         | <b>-6</b>               | <b>-3.0 %</b>         | <b>219</b>   |
| Advanced Nurse/ Midwife Practitioner         | 1            | 6            | 4            | 4            | +0                      | -2                      | -28.2 %               | +3                      | 480.9 %               | 5            |
| Clinical Nurse/ Midwife Specialist           | 20           | 19           | 25           | 33           | +8                      | +15                     | 80.4 %                | +14                     | 67.8 %                | 38           |
| <b>Nurse/ Midwife Specialist &amp; AN/MP</b> | <b>21</b>    | <b>24</b>    | <b>29</b>    | <b>37</b>    | <b>+8</b>               | <b>+13</b>              | <b>55.5 %</b>         | <b>+17</b>              | <b>81.4 %</b>         | <b>43</b>    |
| Staff Nurse [Intellectual Disability]        | 50           | 53           | 70           | 76           | +6                      | +23                     | 42.3 %                | +26                     | 53.0 %                | 84           |
| Staff Nurse [Psychiatric]                    | 133          | 125          | 141          | 130          | -11                     | +6                      | 4.6 %                 | -2                      | -1.8 %                | 145          |
| Staff Nurses [General/ Children's]           | 359          | 376          | 359          | 353          | -6                      | -24                     | -6.3 %                | -7                      | -1.8 %                | 399          |
| <b>Staff Nurse/ Staff Midwife</b>            | <b>542</b>   | <b>554</b>   | <b>570</b>   | <b>559</b>   | <b>-11</b>              | <b>+5</b>               | <b>0.8 %</b>          | <b>+17</b>              | <b>3.2 %</b>          | <b>628</b>   |
| <b>Public Health Nurse</b>                   | <b>117</b>   | <b>112</b>   | <b>103</b>   | <b>102</b>   | <b>-1</b>               | <b>-9</b>               | <b>-8.4 %</b>         | <b>-14</b>              | <b>-12.3 %</b>        | <b>122</b>   |
| Pre-registration Nurse/ Midwife Intern       |              |              | 5            | 4            | -1                      | +4                      | -100.0 %              | +4                      | -100.0 %              | 9            |
| Post-registration Nurse/ Midwife Student     | 14           | 15           | 2            | 5            | +3                      | -10                     | -66.7 %               | -9                      | -63.3 %               | 8            |
| Nursing/ Midwifery awaiting registration     |              | 1            |              |              |                         | -1                      | -100.0 %              |                         | -100.0 %              |              |
| <b>Nursing/ Midwifery Student</b>            | <b>14</b>    | <b>16</b>    | <b>6</b>     | <b>9</b>     | <b>+2</b>               | <b>-7</b>               | <b>-44.7 %</b>        | <b>-5</b>               | <b>-34.8 %</b>        | <b>17</b>    |
| Nursing Education/Clinical                   | 2            | 3            | 5            | 6            | +1                      | +3                      | 88.0 %                | +4                      | 182.0 %               | 6            |
| <b>Nursing/ Midwifery other</b>              | <b>2</b>     | <b>3</b>     | <b>5</b>     | <b>6</b>     | <b>+1</b>               | <b>+3</b>               | <b>88.0 %</b>         | <b>+4</b>               | <b>182.0 %</b>        | <b>6</b>     |
| <b>Nursing &amp; Midwifery</b>               | <b>905</b>   | <b>915</b>   | <b>914</b>   | <b>918</b>   | <b>+3</b>               | <b>+3</b>               | <b>0.3 %</b>          | <b>+12</b>              | <b>1.4 %</b>          | <b>1,035</b> |
| Dietitians                                   | 15           | 16           | 19           | 18           | -1                      | +1                      | 8.9 %                 | +3                      | 22.7 %                | 24           |
| Occupational Therapists                      | 92           | 93           | 98           | 97           | -1                      | +4                      | 4.0 %                 | +5                      | 5.7 %                 | 115          |
| Orthoptists                                  |              |              | 2            | 2            | +0                      | +2                      | -100.0 %              | +2                      | -100.0 %              | 2            |
| Physiotherapists                             | 60           | 59           | 70           | 69           | -2                      | +10                     | 16.5 %                | +8                      | 13.8 %                | 85           |
| Podiatrists & Chiropodists                   | 2            | 4            | 3            | 3            | +0                      | -1                      | -35.6 %               | +1                      | 59.8 %                | 4            |
| Speech & Language Therapists                 | 70           | 65           | 60           | 58           | -2                      | -7                      | -11.1 %               | -12                     | -17.4 %               | 75           |
| <b>Therapy Professions</b>                   | <b>238</b>   | <b>238</b>   | <b>252</b>   | <b>246</b>   | <b>-6</b>               | <b>+8</b>               | <b>3.4 %</b>          | <b>+8</b>               | <b>3.2 %</b>          | <b>305</b>   |
| Medical Science                              | 16           | 18           | 15           | 14           | -1                      | -4                      | -19.8 %               | -1                      | -9.5 %                | 17           |
| Radiographers                                | 2            | 2            | 2            | 2            |                         | -1                      | -36.7 %               | -1                      | -38.5 %               | 3            |
| <b>Health Science/ Diagnostics</b>           | <b>18</b>    | <b>20</b>    | <b>17</b>    | <b>16</b>    | <b>-1</b>               | <b>-4</b>               | <b>-21.8 %</b>        | <b>-2</b>               | <b>-13.4 %</b>        | <b>20</b>    |
| <b>Social Care</b>                           | <b>364</b>   | <b>392</b>   | <b>421</b>   | <b>414</b>   | <b>-7</b>               | <b>+22</b>              | <b>5.7 %</b>          | <b>+50</b>              | <b>13.7 %</b>         | <b>468</b>   |
| <b>Social Workers</b>                        | <b>57</b>    | <b>54</b>    | <b>60</b>    | <b>60</b>    | <b>+0</b>               | <b>+6</b>               | <b>10.8 %</b>         | <b>+3</b>               | <b>5.3 %</b>          | <b>67</b>    |

| Sep 2022                                      | WTE<br>Dec<br>2019 | WTE<br>Dec<br>2020 | WTE<br>Aug<br>2022 | WTE<br>Sep<br>2022 | WTE<br>change<br>since<br>Aug 22 | WTE<br>change<br>since<br>Dec 20 | % change<br>since Dec<br>20 | WTE<br>change<br>since<br>Dec 19 | % change<br>since Dec<br>19 | No. Sep<br>2022 |
|---|--------------------|--------------------|--------------------|--------------------|----------------------------------|----------------------------------|-----------------------------|----------------------------------|-----------------------------|-----------------|
| <b>Overall</b>                                | <b>3,378</b>       | <b>3,465</b>       | <b>3,600</b>       | <b>3,594</b>       | <b>-6</b>                        | <b>+129</b>                      | <b>3.7 %</b>                | <b>+216</b>                      | <b>6.4 %</b>                | <b>4,177</b>    |
| <b>Psychologists</b>                          | <b>56</b>          | <b>66</b>          | <b>71</b>          | <b>67</b>          | <b>-4</b>                        | <b>+1</b>                        | <b>1.1 %</b>                | <b>+11</b>                       | <b>19.0 %</b>               | <b>86</b>       |
| Pharmacists                                   | 3                  | 3                  | 5                  | 7                  | +2                               | +4                               | 130.7 %                     | +4                               | 151.5 %                     | 9               |
| Pharmacy Technicians                          | 1                  | 1                  | 1                  | 1                  |                                  |                                  | 0.0 %                       |                                  | 0.0 %                       | 1               |
| <b>Pharmacy</b>                               | <b>4</b>           | <b>4</b>           | <b>6</b>           | <b>8</b>           | <b>+2</b>                        | <b>+4</b>                        | <b>97.2 %</b>               | <b>+4</b>                        | <b>110.1 %</b>              | <b>10</b>       |
| Counsellor Therapists                         | 4                  | 4                  | 7                  | 7                  | -0                               | +3                               | 66.2 %                      | +3                               | 57.9 %                      | 7               |
| Dental Hygienists                             | 4                  | 4                  | 5                  | 5                  | +0                               | +1                               | 30.5 %                      | +1                               | 34.7 %                      | 6               |
| Other Health & Social Care                    | 6                  | 2                  | 2                  | 2                  |                                  | +1                               | 32.6 %                      | -3                               | -58.3 %                     | 3               |
| Play Therapists/ Specialists                  | 0                  | 0                  | 0                  | 0                  |                                  |                                  | 0.0 %                       | +0                               | 4.3 %                       | 1               |
| <b>H&amp;SC, Other</b>                        | <b>14</b>          | <b>10</b>          | <b>15</b>          | <b>15</b>          | <b>+0</b>                        | <b>+5</b>                        | <b>43.9 %</b>               | <b>+1</b>                        | <b>4.1 %</b>                | <b>17</b>       |
| <b>Health &amp; Social Care Professionals</b> | <b>752</b>         | <b>785</b>         | <b>841</b>         | <b>825</b>         | <b>-16</b>                       | <b>+41</b>                       | <b>5.2 %</b>                | <b>+74</b>                       | <b>9.8 %</b>                | <b>973</b>      |
| Executive Management                          | 24                 | 24                 | 24                 | 25                 | +0                               | +1                               | 3.5 %                       | +1                               | 4.3 %                       | 25              |
| Senior Management (VIII & GM)                 | 44                 | 46                 | 62                 | 63                 | +0                               | +17                              | 37.6 %                      | +19                              | 41.9 %                      | 67              |
| <b>Management (VIII &amp; above)</b>          | <b>68</b>          | <b>69</b>          | <b>86</b>          | <b>87</b>          | <b>+1</b>                        | <b>+18</b>                       | <b>26.0 %</b>               | <b>+20</b>                       | <b>28.9 %</b>               | <b>92</b>       |
| Middle Management (V-VII)                     | 169                | 166                | 227                | 237                | +10                              | +70                              | 42.3 %                      | +68                              | 39.9 %                      | 263             |
| Other Administrative                          | 1                  |                    |                    |                    |                                  |                                  | -100.0 %                    | -1                               | -100.0 %                    |                 |
| <b>Administrative/ Supervisory (V to VII)</b> | <b>170</b>         | <b>166</b>         | <b>227</b>         | <b>237</b>         | <b>+10</b>                       | <b>+70</b>                       | <b>42.3 %</b>               | <b>+67</b>                       | <b>39.1 %</b>               | <b>263</b>      |
| <b>Clerical (III &amp; IV)</b>                | <b>237</b>         | <b>260</b>         | <b>264</b>         | <b>258</b>         | <b>-6</b>                        | <b>-2</b>                        | <b>-0.7 %</b>               | <b>+21</b>                       | <b>8.9 %</b>                | <b>305</b>      |
| <b>Management &amp; Administrative</b>        | <b>475</b>         | <b>496</b>         | <b>578</b>         | <b>582</b>         | <b>+4</b>                        | <b>+87</b>                       | <b>17.5 %</b>               | <b>+107</b>                      | <b>22.6 %</b>               | <b>660</b>      |
| Catering                                      | 26                 | 25                 | 26                 | 24                 | -2                               | -1                               | -5.9 %                      | -2                               | -7.2 %                      | 26              |
| Household Services                            | 121                | 123                | 110                | 109                | -1                               | -13                              | -11.0 %                     | -12                              | -10.0 %                     | 129             |
| Other Support                                 | 19                 | 20                 | 22                 | 23                 | +1                               | +3                               | 12.8 %                      | +4                               | 18.5 %                      | 35              |
| Portering                                     | 24                 | 23                 | 21                 | 21                 | +0                               | -1                               | -5.8 %                      | -2                               | -8.7 %                      | 25              |
| Other Labs & Associated                       | 1                  | 1                  | 1                  | 1                  | -0                               | -0                               | -24.0 %                     | -0                               | -24.0 %                     | 1               |
| <b>Support</b>                                | <b>191</b>         | <b>192</b>         | <b>180</b>         | <b>178</b>         | <b>-2</b>                        | <b>-14</b>                       | <b>-7.2 %</b>               | <b>-13</b>                       | <b>-6.7 %</b>               | <b>216</b>      |
| Maintenance                                   | 23                 | 22                 | 18                 | 18                 |                                  | -4                               | -19.3 %                     | -5                               | -21.7 %                     | 20              |
| Technical Services                            |                    |                    | 5                  | 5                  |                                  | +5                               | -100.0 %                    | +5                               | -100.0 %                    | 5               |
| <b>Maintenance/ Technical</b>                 | <b>23</b>          | <b>22</b>          | <b>23</b>          | <b>23</b>          |                                  | <b>+1</b>                        | <b>3.4 %</b>                | <b>+0</b>                        | <b>0.4 %</b>                | <b>25</b>       |
| <b>General Support</b>                        | <b>214</b>         | <b>214</b>         | <b>203</b>         | <b>201</b>         | <b>-2</b>                        | <b>-13</b>                       | <b>-6.1 %</b>               | <b>-13</b>                       | <b>-5.9 %</b>               | <b>241</b>      |
| Health & Social Care Assistants               | 11                 | 15                 | 9                  | 10                 | +2                               | -4                               | -29.6 %                     | -1                               | -8.0 %                      | 13              |
| Attendant/ Aide                               | 138                | 57                 | 31                 | 30                 | -1                               | -27                              | -47.9 %                     | -109                             | -78.6 %                     | 36              |
| Health Care Assistant/ Care Assistant         | 389                | 494                | 528                | 531                | +4                               | +37                              | 7.5 %                       | +143                             | 36.7 %                      | 599             |
| <b>Health Care Assistants</b>                 | <b>538</b>         | <b>566</b>         | <b>567</b>         | <b>571</b>         | <b>+4</b>                        | <b>+5</b>                        | <b>1.0 %</b>                | <b>+33</b>                       | <b>6.1 %</b>                | <b>648</b>      |
| Other Care Grades                             | 104                | 105                | 110                | 111                | +1                               | +6                               | 5.4 %                       | +7                               | 6.5 %                       | 158             |
| Pastoral Care                                 | 5                  | 5                  | 4                  | 4                  | -0                               | -1                               | -28.0 %                     | -1                               | -24.2 %                     | 6               |
| Workshop Services                             | 221                | 218                | 205                | 204                | -1                               | -13                              | -6.1 %                      | -17                              | -7.6 %                      | 239             |
| Health Promotion                              |                    | 2                  | 1                  | 1                  | -0                               | -2                               | -64.0 %                     | +1                               | -100.0 %                    | 1               |
| Home Care Services                            |                    |                    | 1                  | 1                  | +0                               | +1                               | -100.0 %                    | +1                               | -100.0 %                    | 1               |
| <b>Care, other</b>                            | <b>330</b>         | <b>330</b>         | <b>321</b>         | <b>321</b>         | <b>-1</b>                        | <b>-10</b>                       | <b>-2.9 %</b>               | <b>-9</b>                        | <b>-2.8 %</b>               | <b>405</b>      |
| <b>Patient &amp; Client Care</b>              | <b>869</b>         | <b>896</b>         | <b>888</b>         | <b>892</b>         | <b>+4</b>                        | <b>-4</b>                        | <b>-0.5 %</b>               | <b>+24</b>                       | <b>2.7 %</b>                | <b>1,053</b>    |

# CHO 6 HSE Employment by Grade Group & Staff Category: September 2022

| Sep 2022                                      | WTE Dec 2019 | WTE Dec 2020 | WTE Aug 2022 | WTE Sep 2022 | WTE change since Aug 22 | WTE change since Dec 20 | % change since Dec 20 | WTE change since Dec 19 | % change since Dec 19 | No. Sep 2022 |
|---|--------------|--------------|--------------|--------------|-------------------------|-------------------------|-----------------------|-------------------------|-----------------------|--------------|
| <b>Overall</b>                                | <b>1,605</b> | <b>1,689</b> | <b>1,763</b> | <b>1,766</b> | <b>+2</b>               | <b>+77</b>              | <b>4.5 %</b>          | <b>+160</b>             | <b>10.0 %</b>         | <b>2,035</b> |
| Consultant Dentistry                          | 3            | 3            | 3            | 3            | -0                      | +0                      | 1.5 %                 | +0                      | 3.9 %                 | 3            |
| Consultant Medicine                           | 1            | 1            | 1            | 1            |                         |                         | 0.0 %                 |                         | 0.0 %                 | 1            |
| Consultant Psychiatry                         | 19           | 22           | 20           | 21           | +1                      | -1                      | -5.1 %                | +2                      | 9.7 %                 | 24           |
| <b>Consultants</b>                            | <b>23</b>    | <b>26</b>    | <b>24</b>    | <b>25</b>    | <b>+1</b>               | <b>-1</b>               | <b>-4.2 %</b>         | <b>+2</b>               | <b>8.7 %</b>          | <b>28</b>    |
| Registrar                                     | 30           | 27           | 37           | 38           | +0                      | +11                     | 41.0 %                | +8                      | 25.4 %                | 39           |
| Senior Registrar                              |              | 1            | 2            | 2            |                         | +1                      | 100.0 %               | +2                      | -100.0 %              | 2            |
| <b>Registrars</b>                             | <b>30</b>    | <b>28</b>    | <b>39</b>    | <b>40</b>    | <b>+0</b>               | <b>+12</b>              | <b>43.1 %</b>         | <b>+10</b>              | <b>32.1 %</b>         | <b>41</b>    |
| <b>SHO/ Interns</b>                           | <b>4</b>     | <b>5</b>     | <b>3</b>     | <b>3</b>     | <b>-0</b>               | <b>-2</b>               | <b>-40.4 %</b>        | <b>-1</b>               | <b>-25.5 %</b>        | <b>3</b>     |
| Dentists                                      | 27           | 25           | 27           | 27           | -0                      | +2                      | 7.9 %                 | +0                      | 1.0 %                 | 38           |
| Other Medical                                 | 23           | 18           | 19           | 19           | +1                      | +1                      | 5.4 %                 | -4                      | -15.6 %               | 29           |
| <b>Medical/ Dental, other</b>                 | <b>49</b>    | <b>43</b>    | <b>46</b>    | <b>46</b>    | <b>+0</b>               | <b>+3</b>               | <b>6.8 %</b>          | <b>-3</b>               | <b>-6.7 %</b>         | <b>67</b>    |
| <b>Medical &amp; Dental</b>                   | <b>106</b>   | <b>102</b>   | <b>112</b>   | <b>113</b>   | <b>+2</b>               | <b>+12</b>              | <b>11.5 %</b>         | <b>+7</b>               | <b>6.9 %</b>          | <b>139</b>   |
| Clinical Nurse/ Midwife Manager               | 101          | 101          | 90           | 93           | +3                      | -8                      | -8.1 %                | -8                      | -8.2 %                | 96           |
| Director Nursing/Midwifery, Assistant         | 27           | 27           | 28           | 29           | +1                      | +3                      | 9.5 %                 | +2                      | 6.1 %                 | 32           |
| Director of Nursing/Midwifery                 | 9            | 9            | 8            | 11           | +2                      | +2                      | 17.5 %                | +2                      | 17.8 %                | 12           |
| <b>Nurse/ Midwife Manager</b>                 | <b>138</b>   | <b>136</b>   | <b>126</b>   | <b>132</b>   | <b>+6</b>               | <b>-4</b>               | <b>-3.0 %</b>         | <b>-5</b>               | <b>-3.7 %</b>         | <b>140</b>   |
| Advanced Nurse/ Midwife Practitioner          | 1            | 4            | 2            | 2            | +1                      | -1                      | -34.3 %               | +2                      | 360.0 %               | 3            |
| Clinical Nurse/ Midwife Specialist            | 15           | 13           | 12           | 20           | +8                      | +7                      | 55.7 %                | +6                      | 36.9 %                | 22           |
| <b>Nurse/ Midwife Specialist &amp; AN/MP</b>  | <b>15</b>    | <b>17</b>    | <b>14</b>    | <b>23</b>    | <b>+9</b>               | <b>+6</b>               | <b>36.7 %</b>         | <b>+7</b>               | <b>47.4 %</b>         | <b>25</b>    |
| Staff Nurse [Intellectual Disability]         | 13           | 12           | 9            | 11           | +1                      | -1                      | -11.8 %               | -2                      | -15.6 %               | 13           |
| Staff Nurse [Psychiatric]                     | 86           | 94           | 99           | 92           | -7                      | -2                      | -2.2 %                | +6                      | 6.7 %                 | 100          |
| Staff Nurses [General/ Children's]            | 187          | 198          | 208          | 202          | -6                      | +3                      | 1.7 %                 | +15                     | 7.9 %                 | 232          |
| <b>Staff Nurse/ Staff Midwife</b>             | <b>286</b>   | <b>304</b>   | <b>316</b>   | <b>304</b>   | <b>-12</b>              | <b>-0</b>               | <b>-0.1 %</b>         | <b>+19</b>              | <b>6.5 %</b>          | <b>345</b>   |
| <b>Public Health Nurse</b>                    | <b>117</b>   | <b>112</b>   | <b>103</b>   | <b>102</b>   | <b>-1</b>               | <b>-9</b>               | <b>-8.4 %</b>         | <b>-14</b>              | <b>-12.3 %</b>        | <b>122</b>   |
| Pre-registration Nurse/ Midwife Intern        |              |              | 5            | 4            | -1                      | +4                      | -100.0 %              | +4                      | -100.0 %              | 9            |
| Post-registration Nurse/ Midwife Student      | 14           | 15           | 2            | 5            | +3                      | -10                     | -66.7 %               | -9                      | -63.3 %               | 8            |
| Nursing/ Midwifery awaiting registration      |              | 1            |              |              |                         | -1                      | -100.0 %              |                         | -100.0 %              |              |
| <b>Nursing/ Midwifery Student</b>             | <b>14</b>    | <b>16</b>    | <b>6</b>     | <b>9</b>     | <b>+2</b>               | <b>-7</b>               | <b>-44.7 %</b>        | <b>-5</b>               | <b>-34.8 %</b>        | <b>17</b>    |
| <b>Nursing/ Midwifery other</b>               | <b>2</b>     | <b>3</b>     | <b>4</b>     | <b>5</b>     | <b>+1</b>               | <b>+2</b>               | <b>54.7 %</b>         | <b>+3</b>               | <b>132.0 %</b>        | <b>5</b>     |
| <b>Nursing &amp; Midwifery</b>                | <b>571</b>   | <b>588</b>   | <b>570</b>   | <b>575</b>   | <b>+6</b>               | <b>-13</b>              | <b>-2.2 %</b>         | <b>+4</b>               | <b>0.8 %</b>          | <b>654</b>   |
| Dietitians                                    | 12           | 14           | 16           | 15           | -1                      | +2                      | 13.7 %                | +4                      | 31.5 %                | 20           |
| Occupational Therapists                       | 61           | 60           | 65           | 64           | -2                      | +4                      | 6.0 %                 | +2                      | 4.1 %                 | 76           |
| Orthoptists                                   |              |              | 2            | 2            | +0                      | +2                      | -100.0 %              | +2                      | -100.0 %              | 2            |
| Physiotherapists                              | 39           | 39           | 48           | 48           | +0                      | +9                      | 24.2 %                | +9                      | 23.6 %                | 61           |
| Podiatrists & Chiropodists                    | 1            | 3            | 2            | 2            | +0                      | -1                      | -33.3 %               | +1                      | 100.0 %               | 2            |
| Speech & Language Therapists                  | 45           | 45           | 41           | 39           | -2                      | -6                      | -13.5 %               | -7                      | -14.8 %               | 51           |
| <b>Therapy Professions</b>                    | <b>158</b>   | <b>160</b>   | <b>174</b>   | <b>170</b>   | <b>-5</b>               | <b>+10</b>              | <b>6.1 %</b>          | <b>+12</b>              | <b>7.3 %</b>          | <b>212</b>   |
| Medical Science                               | 16           | 18           | 15           | 14           | -1                      | -4                      | -19.8 %               | -1                      | -9.5 %                | 17           |
| Radiographers                                 | 1            | 1            |              |              |                         | -1                      | -100.0 %              | -1                      | -100.0 %              |              |
| <b>Health Science/ Diagnostics</b>            | <b>17</b>    | <b>19</b>    | <b>15</b>    | <b>14</b>    | <b>-1</b>               | <b>-4</b>               | <b>-23.6 %</b>        | <b>-2</b>               | <b>-14.7 %</b>        | <b>17</b>    |
| <b>Social Care</b>                            | <b>11</b>    | <b>11</b>    | <b>10</b>    | <b>10</b>    | <b>-0</b>               | <b>-0</b>               | <b>-1.1 %</b>         | <b>-1</b>               | <b>-6.1 %</b>         | <b>11</b>    |
| <b>Social Workers</b>                         | <b>26</b>    | <b>25</b>    | <b>31</b>    | <b>31</b>    | <b>-0</b>               | <b>+5</b>               | <b>21.5 %</b>         | <b>+5</b>               | <b>18.3 %</b>         | <b>34</b>    |
| <b>Psychologists</b>                          | <b>38</b>    | <b>41</b>    | <b>45</b>    | <b>42</b>    | <b>-3</b>               | <b>+1</b>               | <b>2.7 %</b>          | <b>+4</b>               | <b>10.2 %</b>         | <b>53</b>    |
| <b>Pharmacy</b>                               | <b>2</b>     | <b>2</b>     | <b>4</b>     | <b>4</b>     | <b>+0</b>               | <b>+2</b>               | <b>121.5 %</b>        | <b>+3</b>               | <b>146.1 %</b>        | <b>5</b>     |
| Counsellor Therapists                         | 4            | 4            | 7            | 7            | -0                      | +3                      | 66.2 %                | +3                      | 80.4 %                | 7            |
| Dental Hygienists                             | 3            | 3            | 5            | 5            | +0                      | +1                      | 35.0 %                | +1                      | 39.9 %                | 5            |
| Other Health & Social Care                    | 1            | 1            | 2            | 2            |                         | +1                      | 84.4 %                | +1                      | 84.4 %                | 3            |
| <b>H&amp;SC, Other</b>                        | <b>8</b>     | <b>9</b>     | <b>14</b>    | <b>14</b>    | <b>+0</b>               | <b>+5</b>               | <b>56.9 %</b>         | <b>+6</b>               | <b>65.2 %</b>         | <b>15</b>    |
| <b>Health &amp; Social Care Professionals</b> | <b>260</b>   | <b>266</b>   | <b>294</b>   | <b>285</b>   | <b>-9</b>               | <b>+19</b>              | <b>7.3 %</b>          | <b>+25</b>              | <b>9.7 %</b>          | <b>347</b>   |

| Sep 2022                                      | WTE<br>Dec<br>2019 | WTE<br>Dec<br>2020 | WTE<br>Aug<br>2022 | WTE<br>Sep<br>2022 | WTE<br>change<br>since<br>Aug 22 | WTE<br>change<br>since<br>Dec 20 | % change<br>since Dec<br>20 | WTE<br>change<br>since<br>Dec 19 | % change<br>since Dec<br>19 | No. Sep<br>2022 |
|---|--------------------|--------------------|--------------------|--------------------|----------------------------------|----------------------------------|-----------------------------|----------------------------------|-----------------------------|-----------------|
| <b>Overall</b>                                | <b>1,605</b>       | <b>1,689</b>       | <b>1,763</b>       | <b>1,766</b>       | <b>+2</b>                        | <b>+77</b>                       | <b>4.5 %</b>                | <b>+160</b>                      | <b>10.0 %</b>               | <b>2,035</b>    |
| Executive Management                          | 7                  | 7                  | 9                  | 9                  | +0                               | +2                               | 25.5 %                      | +2                               | 28.6 %                      | 9               |
| Senior Management (VIII & GM)                 | 28                 | 29                 | 43                 | 43                 | +0                               | +13                              | 45.9 %                      | +15                              | 55.8 %                      | 44              |
| <b>Management (VIII &amp; above)</b>          | <b>35</b>          | <b>37</b>          | <b>52</b>          | <b>52</b>          | <b>+0</b>                        | <b>+15</b>                       | <b>41.9 %</b>               | <b>+17</b>                       | <b>50.3 %</b>               | <b>53</b>       |
| <b>Administrative/ Supervisory (V to VII)</b> | <b>91</b>          | <b>90</b>          | <b>135</b>         | <b>140</b>         | <b>+6</b>                        | <b>+51</b>                       | <b>56.8 %</b>               | <b>+50</b>                       | <b>54.7 %</b>               | <b>148</b>      |
| <b>Clerical (III &amp; IV)</b>                | <b>134</b>         | <b>156</b>         | <b>166</b>         | <b>159</b>         | <b>-7</b>                        | <b>+3</b>                        | <b>1.8 %</b>                | <b>+24</b>                       | <b>18.2 %</b>               | <b>182</b>      |
| <b>Management &amp; Administrative</b>        | <b>260</b>         | <b>282</b>         | <b>353</b>         | <b>351</b>         | <b>-2</b>                        | <b>+69</b>                       | <b>24.4 %</b>               | <b>+91</b>                       | <b>35.2 %</b>               | <b>383</b>      |
| Catering                                      | 16                 | 14                 | 16                 | 15                 | -1                               | +1                               | 8.9 %                       | -1                               | -5.3 %                      | 17              |
| Household Services                            | 56                 | 56                 | 47                 | 48                 | +0                               | -8                               | -14.3 %                     | -8                               | -14.4 %                     | 56              |
| Other Support                                 | 1                  | 1                  | 2                  | 3                  | +1                               | +2                               | 185.0 %                     | +2                               | 185.0 %                     | 3               |
| Portering                                     | 11                 | 11                 | 12                 | 12                 | -0                               | +1                               | 7.7 %                       | +0                               | 2.0 %                       | 12              |
| Other Labs & Associated                       | 1                  | 1                  | 1                  | 1                  | -0                               | -0                               | -24.0 %                     | -0                               | -24.0 %                     | 1               |
| <b>Support</b>                                | <b>85</b>          | <b>82</b>          | <b>78</b>          | <b>78</b>          | <b>+0</b>                        | <b>-4</b>                        | <b>-5.3 %</b>               | <b>-7</b>                        | <b>-8.3 %</b>               | <b>89</b>       |
| <b>Maintenance/ Technical</b>                 | <b>3</b>           | <b>2</b>           | <b>2</b>           | <b>2</b>           |                                  |                                  | <b>0.0 %</b>                | <b>-1</b>                        | <b>-31.3 %</b>              | <b>2</b>        |
| <b>General Support</b>                        | <b>88</b>          | <b>84</b>          | <b>80</b>          | <b>80</b>          | <b>+0</b>                        | <b>-4</b>                        | <b>-5.1 %</b>               | <b>-8</b>                        | <b>-9.0 %</b>               | <b>91</b>       |
| Health & Social Care Assistants               | 3                  | 7                  | 1                  | 3                  | +2                               | -4                               | -63.1 %                     | -0                               | -14.0 %                     | 4               |
| Attendant/ Aide                               | 48                 | 52                 | 22                 | 21                 | -1                               | -32                              | -60.7 %                     | -27                              | -57.1 %                     | 24              |
| Health Care Assistant/ Care Assistant         | 215                | 247                | 267                | 271                | +4                               | +23                              | 9.4 %                       | +55                              | 25.6 %                      | 313             |
| <b>Health Care Assistants</b>                 | <b>267</b>         | <b>307</b>         | <b>289</b>         | <b>294</b>         | <b>+5</b>                        | <b>-13</b>                       | <b>-4.3 %</b>               | <b>+27</b>                       | <b>10.2 %</b>               | <b>341</b>      |
| <b>Care, other</b>                            | <b>54</b>          | <b>60</b>          | <b>66</b>          | <b>67</b>          | <b>+1</b>                        | <b>+7</b>                        | <b>11.7 %</b>               | <b>+13</b>                       | <b>23.3 %</b>               | <b>80</b>       |
| <b>Patient &amp; Client Care</b>              | <b>321</b>         | <b>367</b>         | <b>355</b>         | <b>361</b>         | <b>+5</b>                        | <b>-6</b>                        | <b>-1.6 %</b>               | <b>+40</b>                       | <b>12.4 %</b>               | <b>421</b>      |

## Employment by WTE, Headcount, Gender, Full-Time /Part-Time etc.: Sep 2022

| CHO 6  | WTE          | Headcount    | WTE: no.    | % Male       | % female      | Male WTE: no. | Female WTE: no. | % Total Perm  | % Male Perm   | % Female Perm | % Total Full Time | % Total Part Time | % Male FT     | % Female FT   |
|--|--------------|--------------|-------------|--------------|---------------|---------------|-----------------|---------------|---------------|---------------|-------------------|-------------------|---------------|---------------|
| <b>Overall</b>                               | <b>3,594</b> | <b>4,177</b> | <b>1.16</b> | <b>21.9%</b> | <b>78.1%</b>  | <b>1.10</b>   | <b>1.18</b>     | <b>90.0%</b>  | <b>88.2%</b>  | <b>90.5%</b>  | <b>73.3%</b>      | <b>26.7%</b>      | <b>86.5%</b>  | <b>69.5%</b>  |
| Consultant Dentistry                         | 6            | 8            | 1.26        | 50.0%        | 50.0%         | 1.25          | 1.27            | 100.0%        | 100.0%        | 100.0%        | 62.5%             | 37.5%             | 75.0%         | 50.0%         |
| Consultant Medicine                          | 3            | 3            | 1.20        |              | 100.0%        |               | 1.20            | 100.0%        | 100.0%        | 100.0%        | 66.7%             | 33.3%             |               | 66.7%         |
| Consultant Psychiatry                        | 43           | 50           | 1.17        | 42.0%        | 58.0%         | 1.05          | 1.28            | 72.0%         | 72.0%         | 65.5%         | 84.0%             | 16.0%             | 95.2%         | 75.9%         |
| Consultant Radiology                         | 1            | 1            | 1.00        | 100.0%       |               | 1.00          |                 | 100.0%        | 100.0%        |               | 100.0%            | 0.0%              | 100.0%        |               |
| <b>Consultants</b>                           | <b>53</b>    | <b>62</b>    | <b>1.18</b> | <b>41.9%</b> | <b>58.1%</b>  | <b>1.07</b>   | <b>1.27</b>     | <b>77.4%</b>  | <b>84.6%</b>  | <b>72.2%</b>  | <b>80.6%</b>      | <b>19.4%</b>      | <b>92.3%</b>  | <b>72.2%</b>  |
| Registrar                                    | 50           | 52           | 1.05        | 30.8%        | 69.2%         | 1.01          | 1.06            | 0.0%          | 0.0%          | 0.0%          | 98.1%             | 1.9%              | 100.0%        | 97.2%         |
| Senior Registrar                             | 11           | 11           | 1.05        | 36.4%        | 63.6%         | 1.00          | 1.08            | 9.1%          | 9.1%          | 14.3%         | 100.0%            | 0.0%              | 100.0%        | 100.0%        |
| Specialist Registrar                         | 1            | 1            | 1.00        |              | 100.0%        |               | 1.00            | 100.0%        | 100.0%        | 100.0%        | 100.0%            | 0.0%              |               | 100.0%        |
| <b>Registrars</b>                            | <b>61</b>    | <b>64</b>    | <b>1.05</b> | <b>31.3%</b> | <b>68.8%</b>  | <b>1.01</b>   | <b>1.06</b>     | <b>3.1%</b>   | <b>0.0%</b>   | <b>4.5%</b>   | <b>98.4%</b>      | <b>1.6%</b>       | <b>100.0%</b> | <b>97.7%</b>  |
| Senior House Officer                         | 15           | 21           | 1.40        | 28.6%        | 71.4%         | 1.50          | 1.37            | 4.8%          | 4.8%          | 0.0%          | 100.0%            | 0.0%              | 100.0%        | 100.0%        |
| <b>SHO/ Interns</b>                          | <b>15</b>    | <b>21</b>    | <b>1.40</b> | <b>28.6%</b> | <b>71.4%</b>  | <b>1.50</b>   | <b>1.37</b>     | <b>4.8%</b>   | <b>16.7%</b>  | <b>0.0%</b>   | <b>100.0%</b>     | <b>0.0%</b>       | <b>100.0%</b> | <b>100.0%</b> |
| Dentists                                     | 27           | 38           | 1.42        | 26.3%        | 73.7%         | 1.50          | 1.39            | 100.0%        | 100.0%        | 100.0%        | 34.2%             | 65.8%             | 50.0%         | 28.6%         |
| Other Medical                                | 20           | 30           | 1.49        | 16.7%        | 83.3%         | 1.79          | 1.44            | 66.7%         | 66.7%         | 76.0%         | 36.7%             | 63.3%             | 40.0%         | 36.0%         |
| <b>Medical/ Dental, other</b>                | <b>47</b>    | <b>68</b>    | <b>1.45</b> | <b>22.1%</b> | <b>77.9%</b>  | <b>1.59</b>   | <b>1.41</b>     | <b>85.3%</b>  | <b>73.3%</b>  | <b>88.7%</b>  | <b>35.3%</b>      | <b>64.7%</b>      | <b>46.7%</b>  | <b>32.1%</b>  |
| <b>Medical &amp; Dental</b>                  | <b>176</b>   | <b>215</b>   | <b>1.22</b> | <b>31.2%</b> | <b>68.8%</b>  | <b>1.17</b>   | <b>1.25</b>     | <b>50.7%</b>  | <b>50.7%</b>  | <b>50.7%</b>  | <b>73.5%</b>      | <b>26.5%</b>      | <b>85.1%</b>  | <b>68.2%</b>  |
| Clinical Nurse/ Midwife Manager              | 151          | 160          | 1.06        | 23.1%        | 76.9%         | 1.03          | 1.07            | 97.5%         | 97.5%         | 96.7%         | 91.9%             | 8.1%              | 100.0%        | 89.4%         |
| Director Nursing/Midwifery, Assistant        | 37           | 41           | 1.11        | 19.5%        | 80.5%         | 1.14          | 1.10            | 100.0%        | 100.0%        | 100.0%        | 92.7%             | 7.3%              | 100.0%        | 90.9%         |
| Director of Nursing/Midwifery                | 16           | 18           | 1.12        | 16.7%        | 83.3%         | 1.03          | 1.14            | 94.4%         | 94.4%         | 93.3%         | 94.4%             | 5.6%              | 100.0%        | 93.3%         |
| <b>Nurse/ Midwife Manager</b>                | <b>204</b>   | <b>219</b>   | <b>1.07</b> | <b>21.9%</b> | <b>78.1%</b>  | <b>1.05</b>   | <b>1.08</b>     | <b>97.7%</b>  | <b>100.0%</b> | <b>97.1%</b>  | <b>92.2%</b>      | <b>7.8%</b>       | <b>100.0%</b> | <b>90.1%</b>  |
| Advanced Nurse/ Midwife Practitioner         | 4            | 5            | 1.27        |              | 100.0%        |               | 1.27            | 100.0%        | 100.0%        | 100.0%        | 80.0%             | 20.0%             |               | 80.0%         |
| Clinical Nurse/ Midwife Specialist           | 33           | 38           | 1.14        | 13.2%        | 86.8%         | 1.04          | 1.15            | 100.0%        | 100.0%        | 100.0%        | 73.7%             | 26.3%             | 100.0%        | 69.7%         |
| <b>Nurse/ Midwife Specialist &amp; AN/MP</b> | <b>37</b>    | <b>43</b>    | <b>1.15</b> | <b>11.6%</b> | <b>88.4%</b>  | <b>1.04</b>   | <b>1.17</b>     | <b>100.0%</b> | <b>100.0%</b> | <b>100.0%</b> | <b>74.4%</b>      | <b>25.6%</b>      | <b>100.0%</b> | <b>71.1%</b>  |
| Staff Nurse [Intellectual Disability]        | 76           | 84           | 1.11        | 14.3%        | 85.7%         | 1.06          | 1.12            | 95.2%         | 95.2%         | 94.4%         | 79.8%             | 20.2%             | 100.0%        | 76.4%         |
| Staff Nurse [Psychiatric]                    | 130          | 145          | 1.11        | 24.8%        | 75.2%         | 1.15          | 1.10            | 95.9%         | 95.9%         | 97.2%         | 86.2%             | 13.8%             | 88.9%         | 85.3%         |
| Staff Nurses [General/ Children's]           | 353          | 399          | 1.13        | 15.0%        | 85.0%         | 1.09          | 1.14            | 92.7%         | 92.7%         | 93.2%         | 75.2%             | 24.8%             | 83.3%         | 73.7%         |
| <b>Staff Nurse/ Staff Midwife</b>            | <b>559</b>   | <b>628</b>   | <b>1.12</b> | <b>17.2%</b> | <b>82.8%</b>  | <b>1.11</b>   | <b>1.13</b>     | <b>93.8%</b>  | <b>91.7%</b>  | <b>94.2%</b>  | <b>78.3%</b>      | <b>21.7%</b>      | <b>87.0%</b>  | <b>76.5%</b>  |
| <b>Public Health Nurse</b>                   | <b>102</b>   | <b>122</b>   | <b>1.19</b> |              | <b>100.0%</b> |               | <b>1.19</b>     | <b>94.3%</b>  |               | <b>94.3%</b>  | <b>72.1%</b>      | <b>27.9%</b>      |               | <b>72.1%</b>  |

|   |            |              |             |              |              |             |             |               |               |               |               |              |               |               |
|---|------------|--------------|-------------|--------------|--------------|-------------|-------------|---------------|---------------|---------------|---------------|--------------|---------------|---------------|
| Pre-registration Nurse/ Midwife Intern        | 4          | 9            | 2.34        | 11.1%        | 88.9%        | 2.44        | 2.33        | 0.0%          | 0.0%          | 0.0%          | 100.0%        | 0.0%         | 100.0%        | 100.0%        |
| Post-registration Nurse/ Midwife Student      | 5          | 8            | 1.61        |              | 100.0%       |             | 1.61        | 0.0%          | 0.0%          | 0.0%          | 100.0%        | 0.0%         |               | 100.0%        |
| <b>Nursing/ Midwifery Student</b>             | <b>9</b>   | <b>17</b>    | <b>1.93</b> | <b>5.9%</b>  | <b>94.1%</b> | <b>2.44</b> | <b>1.91</b> | <b>0.0%</b>   | <b>0.0%</b>   | <b>0.0%</b>   | <b>100.0%</b> | <b>0.0%</b>  | <b>100.0%</b> | <b>100.0%</b> |
| <b>Nursing/ Midwifery other</b>               | <b>6</b>   | <b>6</b>     | <b>1.06</b> | <b>33.3%</b> | <b>66.7%</b> | <b>1.00</b> | <b>1.10</b> | <b>100.0%</b> | <b>100.0%</b> | <b>100.0%</b> | <b>100.0%</b> | <b>0.0%</b>  | <b>100.0%</b> | <b>100.0%</b> |
| <b>Nursing &amp; Midwifery</b>                | <b>918</b> | <b>1,035</b> | <b>1.13</b> | <b>15.8%</b> | <b>84.2%</b> | <b>1.09</b> | <b>1.14</b> | <b>93.4%</b>  | <b>93.9%</b>  | <b>93.3%</b>  | <b>80.9%</b>  | <b>19.1%</b> | <b>91.5%</b>  | <b>78.9%</b>  |
| Dietitians                                    | 18         | 24           | 1.34        | 4.2%         | 95.8%        | 1.00        | 1.36        | 100.0%        | 100.0%        | 100.0%        | 62.5%         | 37.5%        | 100.0%        | 60.9%         |
| Occupational Therapists                       | 97         | 115          | 1.19        | 7.8%         | 92.2%        | 1.18        | 1.19        | 93.9%         | 93.9%         | 93.4%         | 70.4%         | 29.6%        | 66.7%         | 70.8%         |
| Orthoptists                                   | 2          | 2            | 1.00        |              | 100.0%       |             | 1.00        | 100.0%        | 100.0%        | 100.0%        | 100.0%        | 0.0%         |               | 100.0%        |
| Physiotherapists                              | 69         | 85           | 1.24        | 15.3%        | 84.7%        | 1.06        | 1.28        | 90.6%         | 90.6%         | 91.7%         | 61.2%         | 38.8%        | 76.9%         | 58.3%         |
| Podiatrists & Chiropodists                    | 3          | 4            | 1.48        |              | 100.0%       |             | 1.48        | 100.0%        | 100.0%        | 100.0%        | 50.0%         | 50.0%        |               | 50.0%         |
| Speech & Language Therapists                  | 58         | 75           | 1.30        | 4.0%         | 96.0%        | 1.00        | 1.31        | 98.7%         | 98.7%         | 98.6%         | 64.0%         | 36.0%        | 100.0%        | 62.5%         |
| <b>Therapy Professions</b>                    | <b>246</b> | <b>305</b>   | <b>1.24</b> | <b>8.5%</b>  | <b>91.5%</b> | <b>1.09</b> | <b>1.26</b> | <b>94.8%</b>  | <b>92.3%</b>  | <b>95.0%</b>  | <b>65.6%</b>  | <b>34.4%</b> | <b>76.9%</b>  | <b>64.5%</b>  |
| Medical Science                               | 14         | 17           | 1.20        | 29.4%        | 70.6%        | 1.09        | 1.25        | 82.4%         | 82.4%         | 83.3%         | 88.2%         | 11.8%        | 80.0%         | 91.7%         |
| Radiographers                                 | 2          | 3            | 2.00        | 33.3%        | 66.7%        | 2.00        | 2.00        | 100.0%        | 100.0%        | 100.0%        | 100.0%        | 0.0%         | 100.0%        | 100.0%        |
| <b>Health Science/ Diagnostics</b>            | <b>16</b>  | <b>20</b>    | <b>1.28</b> | <b>30.0%</b> | <b>70.0%</b> | <b>1.18</b> | <b>1.32</b> | <b>85.0%</b>  | <b>83.3%</b>  | <b>85.7%</b>  | <b>90.0%</b>  | <b>10.0%</b> | <b>83.3%</b>  | <b>92.9%</b>  |
| <b>Social Care</b>                            | <b>414</b> | <b>468</b>   | <b>1.13</b> | <b>23.1%</b> | <b>76.9%</b> | <b>1.09</b> | <b>1.14</b> | <b>92.7%</b>  | <b>92.6%</b>  | <b>92.8%</b>  | <b>61.3%</b>  | <b>38.7%</b> | <b>69.4%</b>  | <b>58.9%</b>  |
| <b>Social Workers</b>                         | <b>60</b>  | <b>67</b>    | <b>1.11</b> | <b>11.9%</b> | <b>88.1%</b> | <b>1.02</b> | <b>1.13</b> | <b>100.0%</b> | <b>100.0%</b> | <b>100.0%</b> | <b>82.1%</b>  | <b>17.9%</b> | <b>87.5%</b>  | <b>81.4%</b>  |
| <b>Psychologists</b>                          | <b>67</b>  | <b>86</b>    | <b>1.28</b> | <b>11.6%</b> | <b>88.4%</b> | <b>1.18</b> | <b>1.30</b> | <b>91.9%</b>  | <b>80.0%</b>  | <b>93.4%</b>  | <b>60.5%</b>  | <b>39.5%</b> | <b>80.0%</b>  | <b>57.9%</b>  |
| <b>Pharmacy</b>                               | <b>8</b>   | <b>10</b>    | <b>1.30</b> | <b>30.0%</b> | <b>70.0%</b> | <b>1.46</b> | <b>1.24</b> | <b>90.0%</b>  | <b>66.7%</b>  | <b>100.0%</b> | <b>80.0%</b>  | <b>20.0%</b> | <b>100.0%</b> | <b>71.4%</b>  |
| Counsellor Therapists                         | 7          | 7            | 1.00        | 28.6%        | 71.4%        | 1.01        | 1.00        | 100.0%        | 100.0%        | 100.0%        | 100.0%        | 0.0%         | 100.0%        | 100.0%        |
| Dental Hygienists                             | 5          | 6            | 1.18        |              | 100.0%       |             | 1.18        | 66.7%         | 66.7%         | 66.7%         | 66.7%         | 33.3%        |               | 66.7%         |
| Other Health & Social Care                    | 2          | 3            | 1.27        | 33.3%        | 66.7%        | 1.00        | 1.47        | 100.0%        | 100.0%        | 100.0%        | 33.3%         | 66.7%        | 100.0%        | 0.0%          |
| Play Therapists/ Specialists                  | 0          | 1            | 2.08        |              | 100.0%       |             | 2.08        | 100.0%        | 100.0%        | 100.0%        | 0.0%          | 100.0%       |               | 0.0%          |
| <b>H&amp;SC, Other</b>                        | <b>15</b>  | <b>17</b>    | <b>1.14</b> | <b>17.6%</b> | <b>82.4%</b> | <b>1.01</b> | <b>1.17</b> | <b>88.2%</b>  | <b>100.0%</b> | <b>85.7%</b>  | <b>70.6%</b>  | <b>29.4%</b> | <b>100.0%</b> | <b>64.3%</b>  |
| <b>Health &amp; Social Care</b>               | <b>825</b> | <b>973</b>   | <b>1.18</b> | <b>16.9%</b> | <b>83.1%</b> | <b>1.10</b> | <b>1.20</b> | <b>93.5%</b>  | <b>91.5%</b>  | <b>93.9%</b>  | <b>65.0%</b>  | <b>35.0%</b> | <b>73.8%</b>  | <b>63.2%</b>  |
| Executive Management                          | 25         | 25           | 1.02        | 48.0%        | 52.0%        | 1.04        | 1.00        | 92.0%         | 92.0%         | 92.3%         | 100.0%        | 0.0%         | 100.0%        | 100.0%        |
| Senior Management (VIII & GM)                 | 63         | 67           | 1.07        | 31.3%        | 68.7%        | 1.11        | 1.05        | 97.0%         | 97.0%         | 97.8%         | 100.0%        | 0.0%         | 100.0%        | 100.0%        |
| <b>Management (VIII &amp; above)</b>          | <b>87</b>  | <b>92</b>    | <b>1.05</b> | <b>35.9%</b> | <b>64.1%</b> | <b>1.08</b> | <b>1.04</b> | <b>95.7%</b>  | <b>93.9%</b>  | <b>96.6%</b>  | <b>100.0%</b> | <b>0.0%</b>  | <b>100.0%</b> | <b>100.0%</b> |
| <b>Administrative/ Supervisory (V to VII)</b> | <b>237</b> | <b>263</b>   | <b>1.11</b> | <b>24.3%</b> | <b>75.7%</b> | <b>1.12</b> | <b>1.11</b> | <b>92.8%</b>  | <b>92.2%</b>  | <b>93.0%</b>  | <b>88.6%</b>  | <b>11.4%</b> | <b>96.9%</b>  | <b>85.9%</b>  |
| <b>Clerical (III &amp; IV)</b>                | <b>258</b> | <b>305</b>   | <b>1.18</b> | <b>18.4%</b> | <b>81.6%</b> | <b>1.08</b> | <b>1.21</b> | <b>82.0%</b>  | <b>78.6%</b>  | <b>82.7%</b>  | <b>73.4%</b>  | <b>26.6%</b> | <b>87.5%</b>  | <b>70.3%</b>  |
| <b>Management &amp; Administrative</b>        | <b>582</b> | <b>660</b>   | <b>1.13</b> | <b>23.2%</b> | <b>76.8%</b> | <b>1.10</b> | <b>1.15</b> | <b>88.2%</b>  | <b>87.6%</b>  | <b>88.4%</b>  | <b>83.2%</b>  | <b>16.8%</b> | <b>94.1%</b>  | <b>79.9%</b>  |
| Catering                                      | 24         | 26           | 1.08        | 46.2%        | 53.8%        | 1.05        | 1.12        | 88.5%         | 88.5%         | 92.9%         | 76.9%         | 23.1%        | 91.7%         | 64.3%         |
| Household Services                            | 109        | 129          | 1.18        | 31.8%        | 68.2%        | 1.10        | 1.22        | 91.5%         | 91.5%         | 92.0%         | 67.4%         | 32.6%        | 87.8%         | 58.0%         |
| Other Support                                 | 23         | 35           | 1.52        | 54.3%        | 45.7%        | 1.52        | 1.52        | 85.7%         | 85.7%         | 100.0%        | 60.0%         | 40.0%        | 68.4%         | 50.0%         |

|                                       |            |              |             |              |              |             |             |               |               |               |               |              |               |               |
|---------------------------------------|------------|--------------|-------------|--------------|--------------|-------------|-------------|---------------|---------------|---------------|---------------|--------------|---------------|---------------|
| Portering                             | 21         | 25           | 1.17        | 100.0%       |              | 1.17        |             | 92.0%         | 92.0%         |               | 84.0%         | 16.0%        | 84.0%         |               |
| Other Labs & Associated               | 1          | 1            | 1.32        |              | 100.0%       |             | 1.32        | 100.0%        | 100.0%        | 100.0%        | 100.0%        | 0.0%         |               | 100.0%        |
| <b>Support</b>                        | <b>178</b> | <b>216</b>   | <b>1.21</b> | <b>44.9%</b> | <b>55.1%</b> | <b>1.17</b> | <b>1.24</b> | <b>90.3%</b>  | <b>86.6%</b>  | <b>93.3%</b>  | <b>69.4%</b>  | <b>30.6%</b> | <b>83.5%</b>  | <b>58.0%</b>  |
| <b>Maintenance/ Technical</b>         | <b>23</b>  | <b>25</b>    | <b>1.10</b> | <b>96.0%</b> | <b>4.0%</b>  | <b>1.10</b> | <b>1.00</b> | <b>100.0%</b> | <b>100.0%</b> | <b>100.0%</b> | <b>100.0%</b> | <b>0.0%</b>  | <b>100.0%</b> | <b>100.0%</b> |
| <b>General Support</b>                | <b>201</b> | <b>241</b>   | <b>1.20</b> | <b>50.2%</b> | <b>49.8%</b> | <b>1.16</b> | <b>1.24</b> | <b>91.3%</b>  | <b>89.3%</b>  | <b>93.3%</b>  | <b>72.6%</b>  | <b>27.4%</b> | <b>86.8%</b>  | <b>58.3%</b>  |
| Health & Social Care Assistants       | 10         | 13           | 1.25        | 30.8%        | 69.2%        | 1.40        | 1.19        | 100.0%        | 100.0%        | 100.0%        | 76.9%         | 23.1%        | 75.0%         | 77.8%         |
| Attendant/ Aide                       | 30         | 36           | 1.21        | 19.4%        | 80.6%        | 1.12        | 1.24        | 63.9%         | 63.9%         | 72.4%         | 33.3%         | 66.7%        | 57.1%         | 27.6%         |
| Health Care Assistant/ Care Assistant | 531        | 599          | 1.13        | 27.5%        | 72.5%        | 1.05        | 1.16        | 92.0%         | 92.0%         | 91.2%         | 70.1%         | 29.9%        | 92.7%         | 61.5%         |
| <b>Health Care Assistants</b>         | <b>571</b> | <b>648</b>   | <b>1.13</b> | <b>27.2%</b> | <b>72.8%</b> | <b>1.06</b> | <b>1.16</b> | <b>90.6%</b>  | <b>91.5%</b>  | <b>90.3%</b>  | <b>68.2%</b>  | <b>31.8%</b> | <b>90.9%</b>  | <b>59.7%</b>  |
| <b>Care, other</b>                    | <b>321</b> | <b>405</b>   | <b>1.26</b> | <b>17.5%</b> | <b>82.5%</b> | <b>1.08</b> | <b>1.31</b> | <b>95.1%</b>  | <b>94.4%</b>  | <b>95.2%</b>  | <b>65.9%</b>  | <b>34.1%</b> | <b>77.5%</b>  | <b>63.5%</b>  |
| <b>Patient &amp; Client Care</b>      | <b>892</b> | <b>1,053</b> | <b>1.18</b> | <b>23.5%</b> | <b>76.5%</b> | <b>1.07</b> | <b>1.22</b> | <b>92.3%</b>  | <b>92.3%</b>  | <b>92.3%</b>  | <b>67.3%</b>  | <b>32.7%</b> | <b>87.0%</b>  | <b>61.3%</b>  |

## Employment by WTE, Headcount, Gender, Full-Time /Part-Time etc.: Sep 2022

| CHO 6                         | WTE          | Headcount    | WTE: no.    | % Male       | % female     | Male WTE: no. | Female WTE: no. | % Total Perm | % Male Perm  | % Female Perm | % Total Full Time | % Total Part Time | % Male FT    | % Female FT  |
|-------------------------------|--------------|--------------|-------------|--------------|--------------|---------------|-----------------|--------------|--------------|---------------|-------------------|-------------------|--------------|--------------|
| <b>Overall</b>                | <b>3,594</b> | <b>4,177</b> | <b>1.16</b> | <b>21.9%</b> | <b>78.1%</b> | <b>1.10</b>   | <b>1.18</b>     | <b>90.0%</b> | <b>88.2%</b> | <b>90.5%</b>  | <b>73.3%</b>      | <b>26.7%</b>      | <b>86.5%</b> | <b>69.5%</b> |
| Community Health & Wellbeing  | 8            | 9            | 1.09        | 11.1%        | 88.9%        | 1.00          | 1.10            | 100.0%       | 100.0%       | 100.0%        | 77.8%             | 22.2%             | 100.0%       | 100.0%       |
| Mental Health                 | 640          | 726          | 1.13        | 29.6%        | 70.4%        | 1.09          | 1.15            | 86.0%        | 86.0%        | 87.1%         | 83.5%             | 16.5%             | 90.7%        | 90.7%        |
| Primary Care                  | 860          | 1,108        | 1.29        | 13.7%        | 86.3%        | 1.24          | 1.30            | 86.4%        | 86.4%        | 87.4%         | 70.1%             | 29.9%             | 90.8%        | 90.8%        |
| HSE                           | 573          | 636          | 1.11        | 23.1%        | 76.9%        | 1.05          | 1.13            | 89.5%        | 89.5%        | 90.4%         | 77.4%             | 22.6%             | 91.8%        | 91.8%        |
| Section 38 Voluntary Agencies | 1,458        | 1,640        | 1.12        | 23.6%        | 76.4%        | 1.08          | 1.14            | 94.1%        | 94.1%        | 94.0%         | 68.5%             | 31.5%             | 80.1%        | 80.1%        |
| Social Care                   | 2,031        | 2,276        | 1.12        | 23.5%        | 76.5%        | 1.07          | 1.14            | 92.8%        | 92.8%        | 93.0%         | 71.0%             | 29.0%             | 83.3%        | 83.3%        |
| CHO Operations                | 54           | 58           | 1.07        | 24.1%        | 75.9%        | 1.01          | 1.09            | 98.3%        | 98.3%        | 97.7%         | 93.1%             | 6.9%              | 92.9%        | 92.9%        |

## CHO 6 Skills Mix by Staff Grouping: September 2022

| Sep 2022 (Dec 2019 figure: 3,378)            | WTE Dec 2016 | WTE Dec 2017 | WTE Dec 2018 | WTE Dec 2019 | WTE Dec 2019 | WTE Aug 2022  | WTE Sep 2022 |
|--|--------------|--------------|--------------|--------------|--------------|---------------|--------------|
| <b>Overall</b>                               | <b>3,940</b> | <b>3,357</b> | <b>3,368</b> | <b>3,378</b> | <b>3,465</b> | <b>3,600</b>  | <b>3,594</b> |
| Consultant Dentistry                         | 4.2%         | 4.7%         | 4.6%         | 4.4%         | 4.4%         | 3.7%          | 3.6%         |
| Consultant Medicine                          | 0.6%         | 0.6%         | 0.6%         | 0.6%         | 0.6%         | 1.4%          | 1.4%         |
| Consultant Paediatrics                       | 0.1%         | 0.1%         |              |              |              |               |              |
| Consultant Psychiatry                        | 18.5%        | 18.8%        | 20.0%        | 23.8%        | 23.8%        | 23.3%         | 24.3%        |
| Consultant, Other                            | 0.6%         |              |              |              |              |               |              |
| Consultant Radiology                         | 0.6%         | 0.6%         | 0.6%         | 0.6%         | 0.6%         | 0.6%          | 0.6%         |
| <b>Consultants</b>                           | <b>24.7%</b> | <b>24.7%</b> | <b>25.8%</b> | <b>29.5%</b> | <b>29.5%</b> | <b>29.0%</b>  | <b>29.9%</b> |
| Registrar                                    | 25.2%        | 24.4%        | 21.7%        | 24.6%        | 24.6%        | 27.4%         | 28.3%        |
| Senior Registrar                             | 4.4%         | 4.1%         | 5.7%         | 4.6%         | 4.6%         | 7.1%          | 6.0%         |
| Specialist Registrar                         | 0.6%         | 0.6%         | 0.6%         | 0.6%         | 0.6%         | 0.6%          | 0.6%         |
| <b>Registrars</b>                            | <b>30.2%</b> | <b>29.1%</b> | <b>28.0%</b> | <b>29.8%</b> | <b>29.8%</b> | <b>35.1%</b>  | <b>34.8%</b> |
| Senior House Officer                         | 12.3%        | 12.9%        | 13.5%        | 9.5%         | 9.5%         | 9.4%          | 8.5%         |
| <b>SHO/ Interns</b>                          | <b>12.3%</b> | <b>12.9%</b> | <b>13.5%</b> | <b>9.5%</b>  | <b>9.5%</b>  | <b>9.4%</b>   | <b>8.5%</b>  |
| Dentists                                     | 18.0%        | 17.7%        | 16.3%        | 16.2%        | 16.2%        | 15.4%         | 15.2%        |
| Other Medical                                | 14.8%        | 15.6%        | 16.4%        | 15.1%        | 15.1%        | 11.1%         | 11.5%        |
| <b>Medical/ Dental, other</b>                | <b>32.8%</b> | <b>33.3%</b> | <b>32.7%</b> | <b>31.3%</b> | <b>31.3%</b> | <b>26.5%</b>  | <b>26.7%</b> |
| <b>Medical &amp; Dental</b>                  | <b>4.0%</b>  | <b>4.9%</b>  | <b>4.9%</b>  | <b>4.8%</b>  | <b>4.8%</b>  | <b>100.0%</b> | <b>4.9%</b>  |
| Clinical Nurse/ Midwife Manager              | 18.4%        | 17.2%        | 17.7%        | 17.8%        | 17.8%        | 16.5%         | 16.5%        |
| Director Nursing/Midwifery, Assistant        | 2.9%         | 3.2%         | 3.9%         | 3.9%         | 3.9%         | 3.9%          | 4.0%         |
| Director of Nursing/Midwifery                | 2.0%         | 1.7%         | 1.5%         | 1.6%         | 1.6%         | 1.5%          | 1.7%         |
| <b>Nurse/ Midwife Manager</b>                | <b>23.3%</b> | <b>22.0%</b> | <b>23.1%</b> | <b>23.3%</b> | <b>23.3%</b> | <b>22.0%</b>  | <b>22.3%</b> |
| Advanced Nurse/ Midwife Practitioner         | 0.0%         | 0.1%         | 0.1%         | 0.1%         | 0.1%         | 0.4%          | 0.4%         |
| Clinical Nurse/ Midwife Specialist           | 1.9%         | 2.3%         | 2.1%         | 2.2%         | 2.2%         | 2.8%          | 3.6%         |
| <b>Nurse/ Midwife Specialist &amp; AN/MP</b> | <b>2.0%</b>  | <b>2.3%</b>  | <b>2.1%</b>  | <b>2.3%</b>  | <b>2.3%</b>  | <b>3.2%</b>   | <b>4.1%</b>  |
| Staff Nurse [Intellectual Disability]        | 6.7%         | 6.7%         | 6.4%         | 5.5%         | 5.5%         | 7.6%          | 8.3%         |
| Staff Nurse [Psychiatric]                    | 12.2%        | 12.8%        | 12.2%        | 14.7%        | 14.7%        | 15.4%         | 14.2%        |
| Staff Nurses [General/ Children's]           | 42.7%        | 40.4%        | 41.6%        | 39.7%        | 39.7%        | 39.3%         | 38.5%        |
| <b>Staff Nurse/ Staff Midwife</b>            | <b>61.7%</b> | <b>60.0%</b> | <b>60.2%</b> | <b>59.9%</b> | <b>59.9%</b> | <b>62.4%</b>  | <b>60.9%</b> |
| <b>Public Health Nurse</b>                   | <b>11.4%</b> | <b>13.4%</b> | <b>13.1%</b> | <b>12.9%</b> | <b>12.9%</b> | <b>11.3%</b>  | <b>11.2%</b> |
| Pre-registration Nurse/ Midwife Intern       |              |              |              |              |              | 0.5%          | 0.4%         |
| Post-registration Nurse/ Midwife Student     | 1.4%         | 2.1%         | 1.2%         | 1.5%         | 1.5%         | 0.2%          | 0.5%         |
| Nursing/ Midwifery awaiting registration     |              |              |              |              |              |               |              |
| <b>Nursing/ Midwifery Student</b>            | <b>1.4%</b>  | <b>2.1%</b>  | <b>1.2%</b>  | <b>1.5%</b>  | <b>1.5%</b>  | <b>0.7%</b>   | <b>1.0%</b>  |
| Nursing Education/Clinical                   | 0.2%         | 0.2%         | 0.3%         | 0.2%         | 0.2%         | 0.5%          | 0.6%         |
| <b>Nursing/ Midwifery other</b>              | <b>0.2%</b>  | <b>0.2%</b>  | <b>0.3%</b>  | <b>0.2%</b>  | <b>0.2%</b>  | <b>0.5%</b>   | <b>0.6%</b>  |
| <b>Nursing &amp; Midwifery</b>               | <b>26.3%</b> | <b>27.3%</b> | <b>26.9%</b> | <b>26.8%</b> | <b>26.8%</b> | <b>100.0%</b> | <b>25.5%</b> |
| Dietitians                                   | 1.2%         | 2.1%         | 2.1%         | 1.9%         | 1.9%         | 2.2%          | 2.2%         |
| Occupational Therapists                      | 9.6%         | 11.9%        | 12.4%        | 12.2%        | 12.2%        | 11.7%         | 11.7%        |
| Orthoptists                                  |              |              |              |              |              | 0.2%          | 0.2%         |
| Physiotherapists                             | 6.7%         | 7.9%         | 8.4%         | 8.0%         | 8.0%         | 8.3%          | 8.3%         |
| Podiatrists & Chiropodists                   | 0.2%         | 0.5%         | 0.3%         | 0.2%         | 0.2%         | 0.3%          | 0.3%         |
| Speech & Language Therapists                 | 7.6%         | 8.9%         | 10.2%        | 9.3%         | 9.3%         | 7.2%          | 7.0%         |
| <b>Therapy Professions</b>                   | <b>25.3%</b> | <b>31.3%</b> | <b>33.5%</b> | <b>31.7%</b> | <b>31.7%</b> | <b>30.0%</b>  | <b>29.8%</b> |
| Medical Science                              | 1.9%         | 2.7%         | 2.8%         | 2.1%         | 2.1%         | 1.8%          | 1.7%         |
| Radiographers                                | 0.4%         | 0.5%         | 0.5%         | 0.3%         | 0.3%         | 0.2%          | 0.2%         |
| <b>Health Science/ Diagnostics</b>           | <b>2.3%</b>  | <b>3.1%</b>  | <b>3.2%</b>  | <b>2.4%</b>  | <b>2.4%</b>  | <b>2.0%</b>   | <b>1.9%</b>  |
| <b>Social Care</b>                           | <b>57.6%</b> | <b>47.9%</b> | <b>46.3%</b> | <b>48.4%</b> | <b>48.4%</b> | <b>50.0%</b>  | <b>50.2%</b> |
| <b>Social Workers</b>                        | <b>6.6%</b>  | <b>7.6%</b>  | <b>7.7%</b>  | <b>7.6%</b>  | <b>7.6%</b>  | <b>7.1%</b>   | <b>7.3%</b>  |
| <b>Psychologists</b>                         | <b>6.6%</b>  | <b>8.0%</b>  | <b>7.6%</b>  | <b>7.5%</b>  | <b>7.5%</b>  | <b>8.5%</b>   | <b>8.1%</b>  |

| Sep 2022 (Dec 2019 figure: 3,378)             | WTE Dec 2016 | WTE Dec 2017 | WTE Dec 2018 | WTE Dec 2019 | WTE Dec 2019 | WTE Aug 2022  | WTE Sep 2022 |
|---|--------------|--------------|--------------|--------------|--------------|---------------|--------------|
| <b>Overall</b>                                | <b>3,940</b> | <b>3,357</b> | <b>3,368</b> | <b>3,378</b> | <b>3,465</b> | <b>3,600</b>  | <b>3,594</b> |
| <b>Pharmacy</b>                               | <b>0.3%</b>  | <b>0.5%</b>  | <b>0.5%</b>  | <b>0.5%</b>  | <b>0.5%</b>  | <b>0.7%</b>   | <b>0.9%</b>  |
| Counsellor Therapists                         | 0.6%         | 0.9%         | 0.5%         | 0.6%         | 0.6%         | 0.8%          | 0.8%         |
| Dental Hygienists                             | 0.4%         | 0.5%         | 0.5%         | 0.5%         | 0.5%         | 0.6%          | 0.6%         |
| Other Health & Social Care                    | 0.1%         | 0.2%         | 0.1%         | 0.8%         | 0.8%         | 0.3%          | 0.3%         |
| Play Therapists/ Specialists                  | 0.2%         | 0.1%         | 0.1%         | 0.1%         | 0.1%         | 0.1%          | 0.1%         |
| <b>H&amp;SC, Other</b>                        | <b>1.3%</b>  | <b>1.7%</b>  | <b>1.2%</b>  | <b>1.9%</b>  | <b>1.9%</b>  | <b>1.8%</b>   | <b>1.8%</b>  |
| <b>Health &amp; Social Care Professionals</b> | <b>23.8%</b> | <b>22.0%</b> | <b>22.0%</b> | <b>22.3%</b> | <b>22.3%</b> | <b>100.0%</b> | <b>23.0%</b> |
| Executive Management                          | 4.4%         | 6.1%         | 5.1%         | 4.9%         | 4.9%         | 4.2%          | 4.2%         |
| Senior Management (VIII & GM)                 | 9.7%         | 9.1%         | 10.3%        | 9.3%         | 9.3%         | 10.8%         | 10.8%        |
| <b>Management (VIII &amp; above)</b>          | <b>14.1%</b> | <b>15.2%</b> | <b>15.4%</b> | <b>14.3%</b> | <b>14.3%</b> | <b>15.0%</b>  | <b>15.0%</b> |
| <b>Administrative/ Supervisory (V to VII)</b> | <b>29.9%</b> | <b>33.0%</b> | <b>36.0%</b> | <b>35.8%</b> | <b>35.8%</b> | <b>39.3%</b>  | <b>40.6%</b> |
| <b>Clerical (III &amp; IV)</b>                | <b>56.0%</b> | <b>51.8%</b> | <b>48.6%</b> | <b>49.9%</b> | <b>49.9%</b> | <b>45.8%</b>  | <b>44.4%</b> |
| <b>Management &amp; Administrative</b>        | <b>11.7%</b> | <b>13.5%</b> | <b>14.1%</b> | <b>14.1%</b> | <b>14.1%</b> | <b>100.0%</b> | <b>16.2%</b> |
| Catering                                      | 13.1%        | 11.6%        | 12.7%        | 12.1%        | 12.1%        | 12.9%         | 11.9%        |
| Household Services                            | 57.1%        | 58.8%        | 59.3%        | 56.7%        | 56.7%        | 54.4%         | 54.2%        |
| Other Support                                 | 9.7%         | 9.1%         | 8.3%         | 9.1%         | 9.1%         | 10.7%         | 11.5%        |
| Portering                                     | 8.7%         | 11.2%        | 10.8%        | 11.0%        | 11.0%        | 10.4%         | 10.7%        |
| Other Labs & Associated                       | 0.3%         | 0.4%         | 0.4%         | 0.5%         | 0.5%         | 0.4%          | 0.4%         |
| <b>Support</b>                                | <b>89.0%</b> | <b>91.2%</b> | <b>91.5%</b> | <b>89.4%</b> | <b>89.4%</b> | <b>88.8%</b>  | <b>88.7%</b> |
| Maintenance                                   | 11.0%        | 8.8%         | 8.5%         | 10.6%        | 10.6%        | 8.8%          | 8.8%         |
| Technical Services                            |              |              |              |              |              | 2.5%          | 2.5%         |
| <b>Maintenance/ Technical</b>                 | <b>11.0%</b> | <b>8.8%</b>  | <b>8.5%</b>  | <b>10.6%</b> | <b>10.6%</b> | <b>11.2%</b>  | <b>11.3%</b> |
| <b>General Support</b>                        | <b>7.4%</b>  | <b>7.1%</b>  | <b>6.6%</b>  | <b>6.3%</b>  | <b>6.3%</b>  | <b>100.0%</b> | <b>5.6%</b>  |
| Health & Social Care Assistants               | 1.0%         | 1.2%         | 1.8%         | 1.3%         | 1.3%         | 1.0%          | 1.2%         |
| Attendant/ Aide                               | 20.3%        | 25.5%        | 15.7%        | 15.9%        | 15.9%        | 3.4%          | 3.3%         |
| Health Care Assistant/ Care Assistant         | 38.6%        | 35.7%        | 44.5%        | 44.7%        | 44.7%        | 59.4%         | 59.5%        |
| <b>Health Care Assistants</b>                 | <b>59.9%</b> | <b>62.4%</b> | <b>62.1%</b> | <b>62.0%</b> | <b>62.0%</b> | <b>63.8%</b>  | <b>64.0%</b> |
| <b>Care, other</b>                            | <b>40.1%</b> | <b>37.6%</b> | <b>37.9%</b> | <b>38.0%</b> | <b>38.0%</b> | <b>36.2%</b>  | <b>36.0%</b> |
| <b>Patient &amp; Client Care</b>              | <b>26.7%</b> | <b>25.2%</b> | <b>25.4%</b> | <b>25.7%</b> | <b>25.7%</b> | <b>100.0%</b> | <b>24.8%</b> |
| <b>Total</b>                                  | <b>100 %</b> | <b>100 %</b> | <b>100 %</b> | <b>100 %</b> | <b>100%</b>  | <b>100 %</b>  | <b>100 %</b> |

## CHO 6 Skills Mix by Care Group: September 2022

| Sep 2022 (Dec 2019 figure: 593)               | WTE Dec 2016 | WTE Dec 2017 | WTE Dec 2018 | WTE Dec 2019 | WTE Dec 2019 | WTE Aug 2022 | WTE Sep 2022 |
|---|--------------|--------------|--------------|--------------|--------------|--------------|--------------|
| <b>Mental Health</b>                          | <b>559</b>   | <b>564</b>   | <b>573</b>   | <b>593</b>   | <b>626</b>   | <b>638</b>   | <b>640</b>   |
| Consultant Psychiatry                         | 47.3%        | 45.1%        | 49.0%        | 53.9%        | 53.9%        | 49.6%        | 52.0%        |
| <b>Consultants</b>                            | <b>47.3%</b> | <b>45.1%</b> | <b>49.0%</b> | <b>53.9%</b> | <b>53.9%</b> | <b>49.6%</b> | <b>52.0%</b> |
| Registrar                                     | 21.2%        | 24.9%        | 13.4%        | 22.9%        | 22.9%        | 23.6%        | 25.1%        |
| Senior Registrar                              | 10.4%        | 6.0%         | 11.8%        | 9.7%         | 9.7%         | 15.1%        | 12.4%        |
| <b>Registrars</b>                             | <b>31.6%</b> | <b>30.9%</b> | <b>25.2%</b> | <b>32.6%</b> | <b>32.6%</b> | <b>38.7%</b> | <b>37.6%</b> |
| Senior House Officer                          | 21.1%        | 23.4%        | 25.1%        | 13.5%        | 13.5%        | 11.7%        | 10.4%        |
| <b>SHO/ Interns</b>                           | <b>21.1%</b> | <b>23.4%</b> | <b>25.1%</b> | <b>13.5%</b> | <b>13.5%</b> | <b>11.7%</b> | <b>10.4%</b> |
| <b>Medical/ Dental, other</b>                 |              | <b>0.6%</b>  | <b>0.6%</b>  |              |              |              |              |
| <b>Medical &amp; Dental</b>                   | <b>10.1%</b> | <b>11.1%</b> | <b>11.1%</b> | <b>11.3%</b> | <b>11.3%</b> | <b>11.9%</b> | <b>11.9%</b> |
| Clinical Nurse/ Midwife Manager               | 26.1%        | 23.6%        | 26.8%        | 25.8%        | 25.8%        | 20.5%        | 20.3%        |
| Director Nursing/Midwifery, Assistant         | 5.4%         | 5.6%         | 5.9%         | 6.0%         | 6.0%         | 4.8%         | 4.5%         |
| Director of Nursing/Midwifery                 | 1.7%         | 1.7%         | 1.3%         | 1.3%         | 1.3%         | 1.2%         | 1.5%         |
| <b>Nurse/ Midwife Manager</b>                 | <b>33.1%</b> | <b>31.0%</b> | <b>33.9%</b> | <b>33.1%</b> | <b>33.1%</b> | <b>26.5%</b> | <b>26.4%</b> |
| Advanced Nurse/ Midwife Practitioner          | 0.2%         | 0.2%         | 0.2%         | 0.3%         | 0.3%         | 1.4%         | 1.1%         |
| Clinical Nurse/ Midwife Specialist            | 5.9%         | 6.4%         | 5.0%         | 5.6%         | 5.6%         | 6.3%         | 9.5%         |
| <b>Nurse/ Midwife Specialist &amp; AN/MP</b>  | <b>6.1%</b>  | <b>6.6%</b>  | <b>5.2%</b>  | <b>5.9%</b>  | <b>5.9%</b>  | <b>7.7%</b>  | <b>10.6%</b> |
| Staff Nurse [Intellectual Disability]         |              |              | 0.4%         | 0.4%         | 0.4%         | 0.4%         | 0.4%         |
| Staff Nurse [Psychiatric]                     | 50.1%        | 49.3%        | 44.6%        | 49.2%        | 49.2%        | 49.5%        | 47.8%        |
| Staff Nurses [General/ Children's]            | 9.9%         | 12.2%        | 14.7%        | 10.5%        | 10.5%        | 13.0%        | 11.9%        |
| <b>Staff Nurse/ Staff Midwife</b>             | <b>59.9%</b> | <b>61.5%</b> | <b>59.7%</b> | <b>60.2%</b> | <b>60.2%</b> | <b>62.9%</b> | <b>60.1%</b> |
| Pre-registration Nurse/ Midwife Intern        |              |              |              |              |              | 1.8%         | 1.5%         |
| Nursing/ Midwifery awaiting registration      |              |              |              |              |              |              |              |
| <b>Nursing/ Midwifery Student</b>             |              |              |              |              |              | <b>1.8%</b>  | <b>1.5%</b>  |
| Nursing Education/Clinical                    | 0.9%         | 0.9%         | 1.2%         | 0.9%         | 0.9%         | 1.1%         | 1.5%         |
| <b>Nursing/ Midwifery other</b>               | <b>0.9%</b>  | <b>0.9%</b>  | <b>1.2%</b>  | <b>0.9%</b>  | <b>0.9%</b>  | <b>1.1%</b>  | <b>1.5%</b>  |
| <b>Nursing &amp; Midwifery</b>                | <b>43.3%</b> | <b>40.8%</b> | <b>41.5%</b> | <b>39.0%</b> | <b>39.0%</b> | <b>40.5%</b> | <b>40.5%</b> |
| Dietitians                                    |              | 1.1%         | 1.7%         | 1.5%         | 1.5%         | 0.6%         | 0.8%         |
| Occupational Therapists                       | 16.3%        | 17.7%        | 17.0%        | 19.5%        | 19.5%        | 19.1%        | 17.9%        |
| Physiotherapists                              | 0.5%         | 0.4%         | 0.4%         | 0.9%         | 0.9%         | 1.3%         | 1.3%         |
| Podiatrists & Chiropodists                    | 1.0%         | 0.5%         | 0.4%         |              |              |              |              |
| Speech & Language Therapists                  | 7.6%         | 9.0%         | 11.7%        | 11.3%        | 11.3%        | 6.7%         | 6.6%         |
| <b>Therapy Professions</b>                    | <b>25.4%</b> | <b>28.7%</b> | <b>31.2%</b> | <b>33.2%</b> | <b>33.2%</b> | <b>27.6%</b> | <b>26.6%</b> |
| <b>Social Care</b>                            | <b>28.3%</b> | <b>26.8%</b> | <b>26.0%</b> | <b>20.0%</b> | <b>20.0%</b> | <b>17.7%</b> | <b>19.3%</b> |
| <b>Social Workers</b>                         | <b>25.6%</b> | <b>22.8%</b> | <b>25.5%</b> | <b>23.0%</b> | <b>23.0%</b> | <b>23.2%</b> | <b>23.8%</b> |
| <b>Psychologists</b>                          | <b>14.4%</b> | <b>17.8%</b> | <b>13.6%</b> | <b>17.0%</b> | <b>17.0%</b> | <b>26.2%</b> | <b>24.4%</b> |
| <b>Pharmacy</b>                               |              |              |              |              |              |              | <b>0.7%</b>  |
| Counsellor Therapists                         | 4.5%         | 3.5%         | 3.2%         | 3.0%         | 3.0%         | 4.9%         | 4.9%         |
| Other Health & Social Care                    | 0.5%         |              |              | 3.4%         | 3.4%         |              |              |
| Play Therapists/ Specialists                  | 1.4%         | 0.4%         | 0.4%         | 0.4%         | 0.4%         | 0.3%         | 0.3%         |
| <b>H&amp;SC, Other</b>                        | <b>6.4%</b>  | <b>3.9%</b>  | <b>3.6%</b>  | <b>6.7%</b>  | <b>6.7%</b>  | <b>5.3%</b>  | <b>5.2%</b>  |
| <b>Health &amp; Social Care Professionals</b> | <b>19.7%</b> | <b>20.3%</b> | <b>20.0%</b> | <b>21.9%</b> | <b>21.9%</b> | <b>22.4%</b> | <b>22.4%</b> |
| <b>Management (VIII &amp; above)</b>          | <b>4.6%</b>  | <b>6.0%</b>  | <b>3.4%</b>  | <b>4.2%</b>  | <b>4.2%</b>  | <b>6.0%</b>  | <b>6.0%</b>  |
| <b>Administrative/ Supervisory (V to VII)</b> | <b>31.3%</b> | <b>36.6%</b> | <b>44.8%</b> | <b>37.2%</b> | <b>37.2%</b> | <b>43.5%</b> | <b>45.9%</b> |
| <b>Clerical (III &amp; IV)</b>                | <b>64.0%</b> | <b>57.5%</b> | <b>51.8%</b> | <b>58.6%</b> | <b>58.6%</b> | <b>50.5%</b> | <b>48.1%</b> |
| <b>Management &amp; Administrative</b>        | <b>10.0%</b> | <b>10.5%</b> | <b>10.2%</b> | <b>12.1%</b> | <b>12.1%</b> | <b>10.4%</b> | <b>10.4%</b> |
| <b>Support</b>                                | <b>89.2%</b> | <b>90.6%</b> | <b>90.1%</b> | <b>86.0%</b> | <b>86.0%</b> | <b>83.4%</b> | <b>82.9%</b> |
| <b>Maintenance/ Technical</b>                 | <b>10.8%</b> | <b>9.4%</b>  | <b>9.9%</b>  | <b>14.0%</b> | <b>14.0%</b> | <b>16.6%</b> | <b>17.1%</b> |

| Sep 2022 (Dec 2019 figure: 593)  | WTE Dec 2016 | WTE Dec 2017 | WTE Dec 2018 | WTE Dec 2019 | WTE Dec 2019 | WTE Aug 2022 | WTE Sep 2022 |
|----------------------------------|--------------|--------------|--------------|--------------|--------------|--------------|--------------|
| <b>Mental Health</b>             | <b>559</b>   | <b>564</b>   | <b>573</b>   | <b>593</b>   | <b>626</b>   | <b>638</b>   | <b>640</b>   |
| <b>General Support</b>           | <b>8.9%</b>  | <b>9.4%</b>  | <b>8.6%</b>  | <b>7.1%</b>  | <b>7.1%</b>  | <b>5.5%</b>  | <b>5.5%</b>  |
| Health Care Assistants           | 90.2%        | 92.1%        | 89.2%        | 89.5%        | 89.5%        | 87.0%        | 88.4%        |
| Care, other                      | 9.8%         | 7.9%         | 10.8%        | 10.5%        | 10.5%        | 13.0%        | 11.6%        |
| <b>Patient &amp; Client Care</b> | <b>8.0%</b>  | <b>7.8%</b>  | <b>8.7%</b>  | <b>8.6%</b>  | <b>8.6%</b>  | <b>9.2%</b>  | <b>9.2%</b>  |
| <b>Total</b>                     | <b>100 %</b> | <b>100 %</b> | <b>100 %</b> | <b>100 %</b> | <b>100 %</b> | <b>100 %</b> | <b>100 %</b> |

| Sep 2022 (Dec 2019 figure: 765)              | WTE Dec 2016 | WTE Dec 2017 | WTE Dec 2018 | WTE Dec 2019 | WTE Dec 2019 | WTE Aug 2022 | WTE Sep 2022 |
|--|--------------|--------------|--------------|--------------|--------------|--------------|--------------|
| <b>Primary Care</b>                          | <b>768</b>   | <b>795</b>   | <b>833</b>   | <b>765</b>   | <b>811</b>   | <b>867</b>   | <b>860</b>   |
| Consultant Dentistry                         | 7.4%         | 8.6%         | 8.3%         | 8.2%         | 8.2%         | 7.1%         | 6.9%         |
| Consultant Medicine                          | 1.1%         | 1.1%         | 1.1%         | 1.1%         | 1.1%         | 2.7%         | 2.7%         |
| Consultant, Other                            | 1.1%         |              |              |              |              |              |              |
| Consultant Radiology                         | 1.1%         | 1.1%         | 1.1%         | 1.1%         | 1.1%         | 1.1%         | 1.1%         |
| <b>Consultants</b>                           | <b>10.7%</b> | <b>10.8%</b> | <b>10.5%</b> | <b>10.5%</b> | <b>10.5%</b> | <b>11.0%</b> | <b>10.8%</b> |
| <b>Registrars</b>                            | <b>31.0%</b> | <b>28.3%</b> | <b>30.8%</b> | <b>29.6%</b> | <b>29.6%</b> | <b>32.8%</b> | <b>33.3%</b> |
| <b>SHO/ Interns</b>                          | <b>7.2%</b>  | <b>7.2%</b>  | <b>7.0%</b>  | <b>7.4%</b>  | <b>7.4%</b>  | <b>8.2%</b>  | <b>7.7%</b>  |
| Dentists                                     | 31.7%        | 32.3%        | 29.2%        | 30.1%        | 30.1%        | 29.5%        | 29.3%        |
| Other Medical                                | 19.3%        | 21.4%        | 22.5%        | 22.4%        | 22.4%        | 18.4%        | 19.0%        |
| <b>Medical/ Dental, other</b>                | <b>51.0%</b> | <b>53.7%</b> | <b>51.7%</b> | <b>52.5%</b> | <b>52.5%</b> | <b>48.0%</b> | <b>48.3%</b> |
| <b>Medical &amp; Dental</b>                  | <b>11.7%</b> | <b>11.3%</b> | <b>11.1%</b> | <b>11.5%</b> | <b>11.5%</b> | <b>10.6%</b> | <b>10.6%</b> |
| Clinical Nurse/ Midwife Manager              | 1.8%         | 2.5%         | 2.6%         | 3.0%         | 3.0%         | 4.4%         | 4.9%         |
| Director Nursing/Midwifery, Assistant        | 5.0%         | 4.8%         | 6.4%         | 6.0%         | 6.0%         | 7.0%         | 7.5%         |
| Director of Nursing/Midwifery                | 2.3%         | 2.1%         | 1.7%         | 1.6%         | 1.6%         | 1.7%         | 2.3%         |
| <b>Nurse/ Midwife Manager</b>                | <b>9.1%</b>  | <b>9.4%</b>  | <b>10.7%</b> | <b>10.6%</b> | <b>10.6%</b> | <b>13.1%</b> | <b>14.7%</b> |
| <b>Nurse/ Midwife Specialist &amp; AN/MP</b> | <b>2.0%</b>  | <b>2.9%</b>  | <b>2.9%</b>  | <b>2.8%</b>  | <b>2.8%</b>  | <b>4.3%</b>  | <b>4.2%</b>  |
| <b>Staff Nurse/ Staff Midwife</b>            | <b>22.3%</b> | <b>19.8%</b> | <b>24.2%</b> | <b>24.6%</b> | <b>24.6%</b> | <b>31.9%</b> | <b>29.6%</b> |
| <b>Public Health Nurse</b>                   | <b>59.0%</b> | <b>58.6%</b> | <b>57.0%</b> | <b>55.5%</b> | <b>55.5%</b> | <b>49.4%</b> | <b>48.7%</b> |
| <b>Nursing/ Midwifery Student</b>            | <b>7.6%</b>  | <b>9.2%</b>  | <b>5.3%</b>  | <b>6.4%</b>  | <b>6.4%</b>  | <b>0.8%</b>  | <b>2.4%</b>  |
| Nursing Education/Clinical                   |              |              |              |              |              | 0.5%         | 0.4%         |
| <b>Nursing/ Midwifery other</b>              |              |              |              |              |              | <b>0.5%</b>  | <b>0.4%</b>  |
| <b>Nursing &amp; Midwifery</b>               | <b>25.8%</b> | <b>26.4%</b> | <b>24.9%</b> | <b>27.5%</b> | <b>27.5%</b> | <b>24.4%</b> | <b>24.4%</b> |
| Dietitians                                   | 5.0%         | 6.3%         | 5.8%         | 6.4%         | 6.4%         | 7.7%         | 7.5%         |
| Occupational Therapists                      | 20.5%        | 20.3%        | 21.4%        | 21.3%        | 21.3%        | 22.7%        | 22.6%        |
| Orthoptists                                  |              |              |              |              |              | 1.0%         | 1.1%         |
| Physiotherapists                             | 20.0%        | 19.1%        | 19.0%        | 20.8%        | 20.8%        | 22.8%        | 23.8%        |
| Podiatrists & Chiropodists                   |              | 0.5%         | 0.5%         | 0.7%         | 0.7%         | 1.0%         | 1.1%         |
| Speech & Language Therapists                 | 21.3%        | 19.5%        | 19.2%        | 18.4%        | 18.4%        | 18.0%        | 17.7%        |
| <b>Therapy Professions</b>                   | <b>66.9%</b> | <b>65.8%</b> | <b>65.9%</b> | <b>67.5%</b> | <b>67.5%</b> | <b>73.2%</b> | <b>73.7%</b> |
| Medical Science                              | 10.5%        | 10.7%        | 10.6%        | 10.2%        | 10.2%        | 7.8%         | 7.5%         |
| Radiographers                                | 2.0%         | 1.9%         | 1.8%         | 1.6%         | 1.6%         | 0.8%         | 0.8%         |
| <b>Health Science/ Diagnostics</b>           | <b>12.5%</b> | <b>12.6%</b> | <b>12.5%</b> | <b>11.8%</b> | <b>11.8%</b> | <b>8.6%</b>  | <b>8.3%</b>  |
| <b>Social Care</b>                           | <b>0.8%</b>  | <b>0.8%</b>  | <b>1.6%</b>  | <b>2.4%</b>  | <b>2.4%</b>  | <b>1.5%</b>  | <b>1.6%</b>  |
| <b>Social Workers</b>                        | <b>3.7%</b>  | <b>4.1%</b>  | <b>3.4%</b>  | <b>3.1%</b>  | <b>3.1%</b>  | <b>3.0%</b>  | <b>3.3%</b>  |
| <b>Psychologists</b>                         | <b>13.1%</b> | <b>13.4%</b> | <b>14.1%</b> | <b>12.2%</b> | <b>12.2%</b> | <b>10.1%</b> | <b>9.3%</b>  |
| <b>Pharmacy</b>                              |              | <b>0.5%</b>  | <b>0.5%</b>  | <b>0.5%</b>  | <b>0.5%</b>  | <b>0.5%</b>  | <b>0.5%</b>  |
| Counsellor Therapists                        | 0.6%         | 0.5%         |              |              |              |              |              |
| Dental Hygienists                            | 2.4%         | 2.1%         | 2.0%         | 2.5%         | 2.5%         | 2.6%         | 2.7%         |
| Other Health & Social Care                   |              |              |              |              |              | 0.5%         | 0.5%         |
| <b>H&amp;SC, Other</b>                       | <b>3.0%</b>  | <b>2.7%</b>  | <b>2.0%</b>  | <b>2.5%</b>  | <b>2.5%</b>  | <b>3.1%</b>  | <b>3.2%</b>  |

| Sep 2022 (Dec 2019 figure: 765)               | WTE Dec 2016 | WTE Dec 2017 | WTE Dec 2018 | WTE Dec 2019 | WTE Dec 2019 | WTE Aug 2022 | WTE Sep 2022 |
|---|--------------|--------------|--------------|--------------|--------------|--------------|--------------|
| <b>Primary Care</b>                           | <b>768</b>   | <b>795</b>   | <b>833</b>   | <b>765</b>   | <b>811</b>   | <b>867</b>   | <b>860</b>   |
| <b>Health &amp; Social Care Professionals</b> | <b>22.4%</b> | <b>23.1%</b> | <b>23.0%</b> | <b>20.1%</b> | <b>20.1%</b> | <b>21.8%</b> | <b>21.8%</b> |
| Executive Management                          | 4.3%         | 4.2%         | 3.7%         | 3.6%         | 3.6%         | 2.3%         | 2.3%         |
| Senior Management (VIII & GM)                 | 7.4%         | 10.7%        | 12.5%        | 10.8%        | 10.8%        | 9.9%         | 10.0%        |
| <b>Management (VIII &amp; above)</b>          | <b>11.7%</b> | <b>14.9%</b> | <b>16.2%</b> | <b>14.3%</b> | <b>14.3%</b> | <b>12.2%</b> | <b>12.3%</b> |
| <b>Administrative/ Supervisory (V to VII)</b> | <b>25.4%</b> | <b>28.6%</b> | <b>32.9%</b> | <b>32.4%</b> | <b>32.4%</b> | <b>31.2%</b> | <b>32.0%</b> |
| <b>Clerical (III &amp; IV)</b>                | <b>62.9%</b> | <b>56.5%</b> | <b>50.9%</b> | <b>53.3%</b> | <b>53.3%</b> | <b>56.6%</b> | <b>55.7%</b> |
| <b>Management &amp; Administrative</b>        | <b>25.6%</b> | <b>25.5%</b> | <b>27.3%</b> | <b>27.4%</b> | <b>27.4%</b> | <b>27.9%</b> | <b>27.9%</b> |
| Household Services                            | 41.6%        | 41.8%        | 37.1%        | 37.4%        | 37.4%        | 33.2%        | 33.1%        |
| Other Support                                 | 23.2%        | 23.1%        | 26.4%        | 28.1%        | 28.1%        | 37.7%        | 38.1%        |
| Portering                                     | 25.6%        | 25.5%        | 25.5%        | 22.9%        | 22.9%        | 17.8%        | 18.0%        |
| Other Labs & Associated                       | 3.2%         | 3.2%         | 3.6%         | 3.9%         | 3.9%         | 3.5%         | 3.0%         |
| <b>Support</b>                                | <b>93.6%</b> | <b>93.6%</b> | <b>92.7%</b> | <b>92.2%</b> | <b>92.2%</b> | <b>92.3%</b> | <b>92.2%</b> |
| <b>Maintenance/ Technical</b>                 | <b>6.4%</b>  | <b>6.4%</b>  | <b>7.3%</b>  | <b>7.8%</b>  | <b>7.8%</b>  | <b>7.7%</b>  | <b>7.8%</b>  |
| <b>General Support</b>                        | <b>4.1%</b>  | <b>3.9%</b>  | <b>3.3%</b>  | <b>3.4%</b>  | <b>3.4%</b>  | <b>3.0%</b>  | <b>3.0%</b>  |
| Health & Social Care Assistants               |              |              | 8.1%         | 3.9%         | 3.9%         |              | 0.3%         |
| Attendant/ Aide                               | 2.5%         | 2.6%         | 0.6%         | 0.6%         | 0.6%         |              |              |
| Health Care Assistant/ Care Assistant         |              |              | 1.8%         | 3.6%         | 3.6%         | 24.3%        | 23.8%        |
| <b>Health Care Assistants</b>                 | <b>2.5%</b>  | <b>2.6%</b>  | <b>10.5%</b> | <b>8.1%</b>  | <b>8.1%</b>  | <b>24.3%</b> | <b>24.1%</b> |
| <b>Care, other</b>                            | <b>97.5%</b> | <b>97.4%</b> | <b>89.5%</b> | <b>91.9%</b> | <b>91.9%</b> | <b>75.7%</b> | <b>75.9%</b> |
| <b>Patient &amp; Client Care</b>              | <b>10.4%</b> | <b>9.8%</b>  | <b>10.3%</b> | <b>10.1%</b> | <b>10.1%</b> | <b>12.3%</b> | <b>12.3%</b> |
| <b>Total</b>                                  | <b>100 %</b> | <b>100 %</b> | <b>100 %</b> | <b>100 %</b> | <b>100 %</b> | <b>100 %</b> | <b>100 %</b> |

| Sep 2022 (Dec 2019 figure: 1,198)            | WTE Dec 2016 | WTE Dec 2017 | WTE Dec 2018 | WTE Dec 2019 | WTE Dec 2019 | WTE Aug 2022 | WTE Sep 2022 |
|--|--------------|--------------|--------------|--------------|--------------|--------------|--------------|
| <b>Disabilities</b>                          | <b>1,816</b> | <b>1,170</b> | <b>1,155</b> | <b>1,198</b> | <b>1,217</b> | <b>1,216</b> | <b>1,212</b> |
| Consultant Paediatrics                       | 1.3%         | 1.3%         |              |              |              |              |              |
| Consultant Psychiatry                        | 38.9%        | 38.9%        | 50.0%        | 75.0%        | 75.0%        | 60.0%        | 60.0%        |
| <b>Consultants</b>                           | <b>40.2%</b> | <b>40.2%</b> | <b>50.0%</b> | <b>75.0%</b> | <b>75.0%</b> | <b>60.0%</b> | <b>60.0%</b> |
| Registrar                                    | 14.9%        |              |              |              |              | 20.0%        | 20.0%        |
| Senior Registrar                             |              | 29.9%        |              |              |              |              |              |
| <b>Registrars</b>                            | <b>14.9%</b> | <b>29.9%</b> |              |              |              | <b>20.0%</b> | <b>20.0%</b> |
| <b>SHO/ Interns</b>                          | <b>14.9%</b> |              |              |              |              |              |              |
| <b>Medical/ Dental, other</b>                | <b>29.9%</b> | <b>29.9%</b> | <b>50.0%</b> | <b>25.0%</b> | <b>25.0%</b> | <b>20.0%</b> | <b>20.0%</b> |
| <b>Medical &amp; Dental</b>                  | <b>0.4%</b>  | <b>0.6%</b>  | <b>0.3%</b>  | <b>0.3%</b>  | <b>0.3%</b>  | <b>0.4%</b>  | <b>0.4%</b>  |
| Clinical Nurse/ Midwife Manager              | 21.4%        | 20.7%        | 18.7%        | 20.7%        | 20.7%        | 20.6%        | 20.8%        |
| Director Nursing/Midwifery, Assistant        | 0.6%         | 0.5%         | 0.5%         | 0.5%         | 0.5%         | 0.3%         | 0.3%         |
| Director of Nursing/Midwifery                | 1.8%         | 1.0%         | 1.0%         | 1.6%         | 1.6%         | 1.2%         | 1.2%         |
| <b>Nurse/ Midwife Manager</b>                | <b>23.9%</b> | <b>22.1%</b> | <b>20.2%</b> | <b>22.8%</b> | <b>22.8%</b> | <b>22.1%</b> | <b>22.4%</b> |
| Clinical Nurse/ Midwife Specialist           | 0.6%         |              |              |              |              |              |              |
| <b>Nurse/ Midwife Specialist &amp; AN/MP</b> | <b>0.6%</b>  |              |              |              |              |              |              |
| Staff Nurse [Intellectual Disability]        | 21.5%        | 29.7%        | 29.5%        | 25.5%        | 25.5%        | 38.6%        | 41.8%        |
| Staff Nurse [Psychiatric]                    | 1.7%         | 1.7%         | 2.3%         | 9.4%         | 9.4%         | 6.9%         | 3.6%         |
| Staff Nurses [General/ Children's]           | 52.1%        | 46.5%        | 48.0%        | 42.3%        | 42.3%        | 31.8%        | 31.6%        |
| <b>Staff Nurse/ Staff Midwife</b>            | <b>75.3%</b> | <b>77.9%</b> | <b>79.8%</b> | <b>77.2%</b> | <b>77.2%</b> | <b>77.3%</b> | <b>77.0%</b> |
| Public Health Nurse                          | 0.3%         |              |              |              |              |              |              |
| <b>Public Health Nurse</b>                   | <b>0.3%</b>  |              |              |              |              |              |              |
| <b>Nursing/ Midwifery other</b>              |              |              |              |              |              | <b>0.6%</b>  | <b>0.6%</b>  |
| <b>Nursing &amp; Midwifery</b>               | <b>17.9%</b> | <b>17.7%</b> | <b>16.8%</b> | <b>15.9%</b> | <b>15.9%</b> | <b>14.6%</b> | <b>14.6%</b> |
| Dietitians                                   |              |              | 0.1%         | 0.1%         | 0.1%         | 0.1%         | 0.1%         |

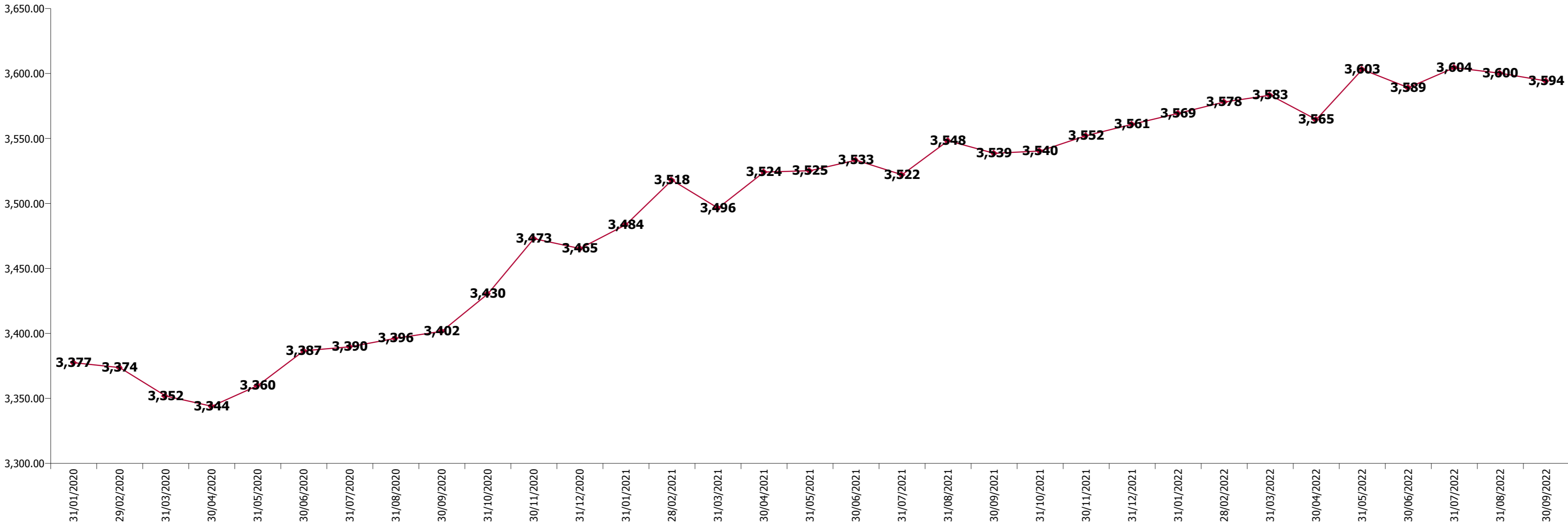
| Sep 2022 (Dec 2019 figure: 1,198)             | WTE Dec 2016 | WTE Dec 2017 | WTE Dec 2018 | WTE Dec 2019 | WTE Dec 2019 | WTE Aug 2022 | WTE Sep 2022 |
|---|--------------|--------------|--------------|--------------|--------------|--------------|--------------|
| <b>Disabilities</b>                           | <b>1,816</b> | <b>1,170</b> | <b>1,155</b> | <b>1,198</b> | <b>1,217</b> | <b>1,216</b> | <b>1,212</b> |
| Occupational Therapists                       | 3.4%         | 3.7%         | 4.1%         | 3.7%         | 3.7%         | 2.3%         | 2.6%         |
| Physiotherapists                              | 1.7%         | 1.5%         | 1.4%         | 1.4%         | 1.4%         | 1.2%         | 1.1%         |
| Speech & Language Therapists                  | 3.6%         | 3.7%         | 5.2%         | 5.1%         | 5.1%         | 2.6%         | 2.5%         |
| <b>Therapy Professions</b>                    | <b>8.7%</b>  | <b>9.0%</b>  | <b>10.8%</b> | <b>10.3%</b> | <b>10.3%</b> | <b>6.1%</b>  | <b>6.2%</b>  |
| <b>Social Care</b>                            | <b>84.7%</b> | <b>83.7%</b> | <b>82.4%</b> | <b>83.1%</b> | <b>83.1%</b> | <b>88.9%</b> | <b>88.7%</b> |
| <b>Social Workers</b>                         | <b>2.6%</b>  | <b>2.8%</b>  | <b>3.2%</b>  | <b>2.8%</b>  | <b>2.8%</b>  | <b>1.5%</b>  | <b>1.5%</b>  |
| <b>Psychologists</b>                          | <b>3.9%</b>  | <b>3.7%</b>  | <b>3.5%</b>  | <b>3.4%</b>  | <b>3.4%</b>  | <b>3.2%</b>  | <b>3.3%</b>  |
| Counsellor Therapists                         |              | 0.4%         |              | 0.1%         | 0.1%         |              |              |
| Other Health & Social Care                    | 0.1%         | 0.4%         | 0.2%         | 0.3%         | 0.3%         | 0.3%         | 0.3%         |
| <b>H&amp;SC, Other</b>                        | <b>0.1%</b>  | <b>0.8%</b>  | <b>0.2%</b>  | <b>0.5%</b>  | <b>0.5%</b>  | <b>0.3%</b>  | <b>0.3%</b>  |
| <b>Health &amp; Social Care Professionals</b> | <b>33.0%</b> | <b>32.9%</b> | <b>32.5%</b> | <b>33.6%</b> | <b>33.6%</b> | <b>35.7%</b> | <b>35.7%</b> |
| Executive Management                          | 5.6%         | 12.4%        | 9.2%         | 10.2%        | 10.2%        | 8.6%         | 8.4%         |
| Senior Management (VIII & GM)                 | 17.2%        | 12.2%        | 14.3%        | 12.2%        | 12.2%        | 12.8%        | 12.3%        |
| <b>Management (VIII &amp; above)</b>          | <b>22.8%</b> | <b>24.6%</b> | <b>23.5%</b> | <b>22.3%</b> | <b>22.3%</b> | <b>21.4%</b> | <b>20.7%</b> |
| <b>Administrative/ Supervisory (V to VII)</b> | <b>31.5%</b> | <b>35.2%</b> | <b>35.8%</b> | <b>38.6%</b> | <b>38.6%</b> | <b>41.0%</b> | <b>41.7%</b> |
| <b>Clerical (III &amp; IV)</b>                | <b>45.7%</b> | <b>40.2%</b> | <b>40.7%</b> | <b>39.0%</b> | <b>39.0%</b> | <b>37.6%</b> | <b>37.6%</b> |
| <b>Management &amp; Administrative</b>        | <b>8.8%</b>  | <b>11.7%</b> | <b>12.0%</b> | <b>11.5%</b> | <b>11.5%</b> | <b>12.7%</b> | <b>12.7%</b> |
| Catering                                      | 15.6%        | 15.1%        | 17.5%        | 13.6%        | 13.6%        | 7.7%         | 7.6%         |
| Household Services                            | 56.0%        | 57.3%        | 58.2%        | 46.3%        | 46.3%        | 48.5%        | 48.0%        |
| Other Support                                 | 12.6%        | 14.9%        | 12.1%        | 17.0%        | 17.0%        | 16.8%        | 17.7%        |
| <b>Support</b>                                | <b>84.2%</b> | <b>87.3%</b> | <b>87.7%</b> | <b>77.0%</b> | <b>77.0%</b> | <b>73.0%</b> | <b>73.3%</b> |
| Maintenance                                   | 15.8%        | 12.7%        | 12.3%        | 23.0%        | 23.0%        | 23.2%        | 22.9%        |
| Technical Services                            |              |              |              |              |              | 3.9%         | 3.8%         |
| <b>Maintenance/ Technical</b>                 | <b>15.8%</b> | <b>12.7%</b> | <b>12.3%</b> | <b>23.0%</b> | <b>23.0%</b> | <b>27.0%</b> | <b>26.7%</b> |
| <b>General Support</b>                        | <b>5.2%</b>  | <b>2.7%</b>  | <b>2.8%</b>  | <b>2.5%</b>  | <b>2.5%</b>  | <b>2.2%</b>  | <b>2.2%</b>  |
| <b>Health Care Assistants</b>                 | <b>47.2%</b> | <b>42.6%</b> | <b>42.6%</b> | <b>43.1%</b> | <b>43.1%</b> | <b>45.3%</b> | <b>45.2%</b> |
| <b>Care, other</b>                            | <b>52.8%</b> | <b>57.4%</b> | <b>57.4%</b> | <b>56.9%</b> | <b>56.9%</b> | <b>54.7%</b> | <b>54.8%</b> |
| <b>Patient &amp; Client Care</b>              | <b>34.7%</b> | <b>34.5%</b> | <b>35.4%</b> | <b>36.2%</b> | <b>36.2%</b> | <b>34.4%</b> | <b>34.4%</b> |
| <b>Total</b>                                  | <b>100 %</b> | <b>100 %</b> | <b>100 %</b> | <b>100 %</b> | <b>100 %</b> | <b>100 %</b> | <b>100 %</b> |

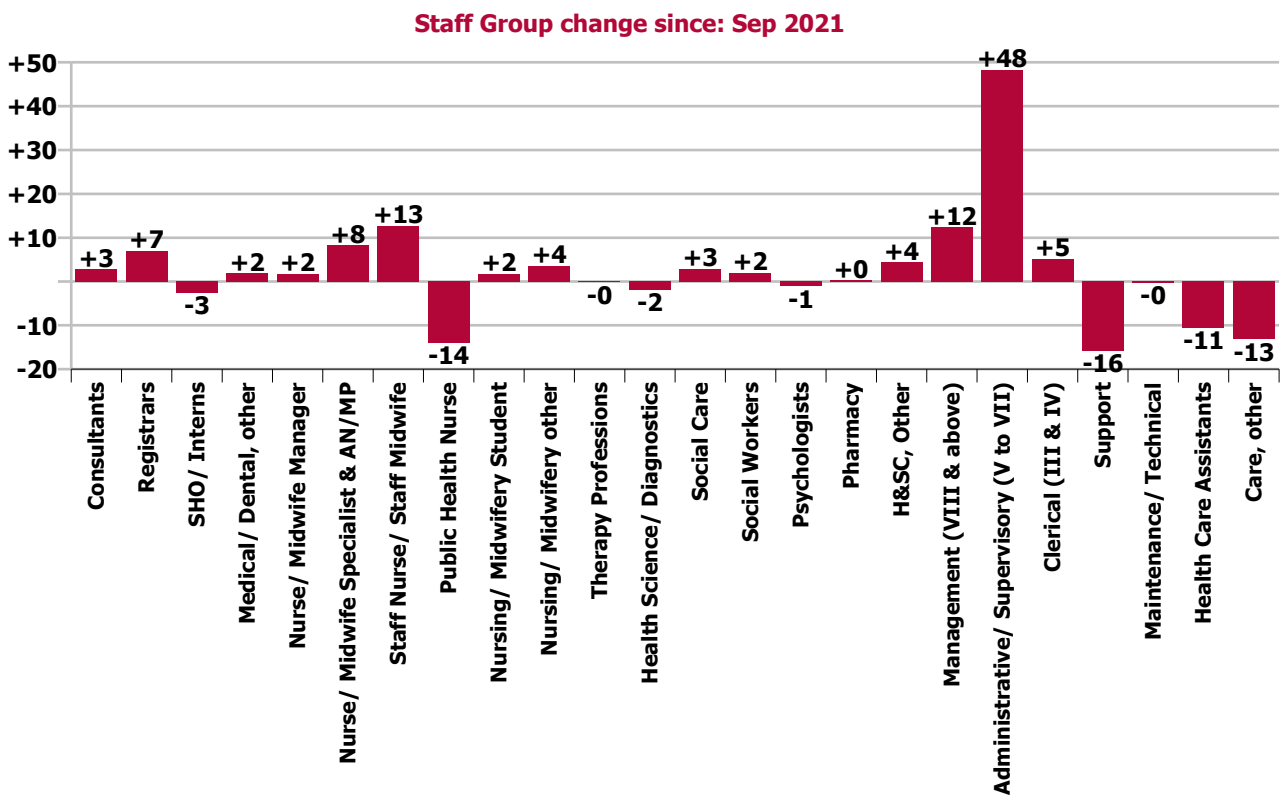
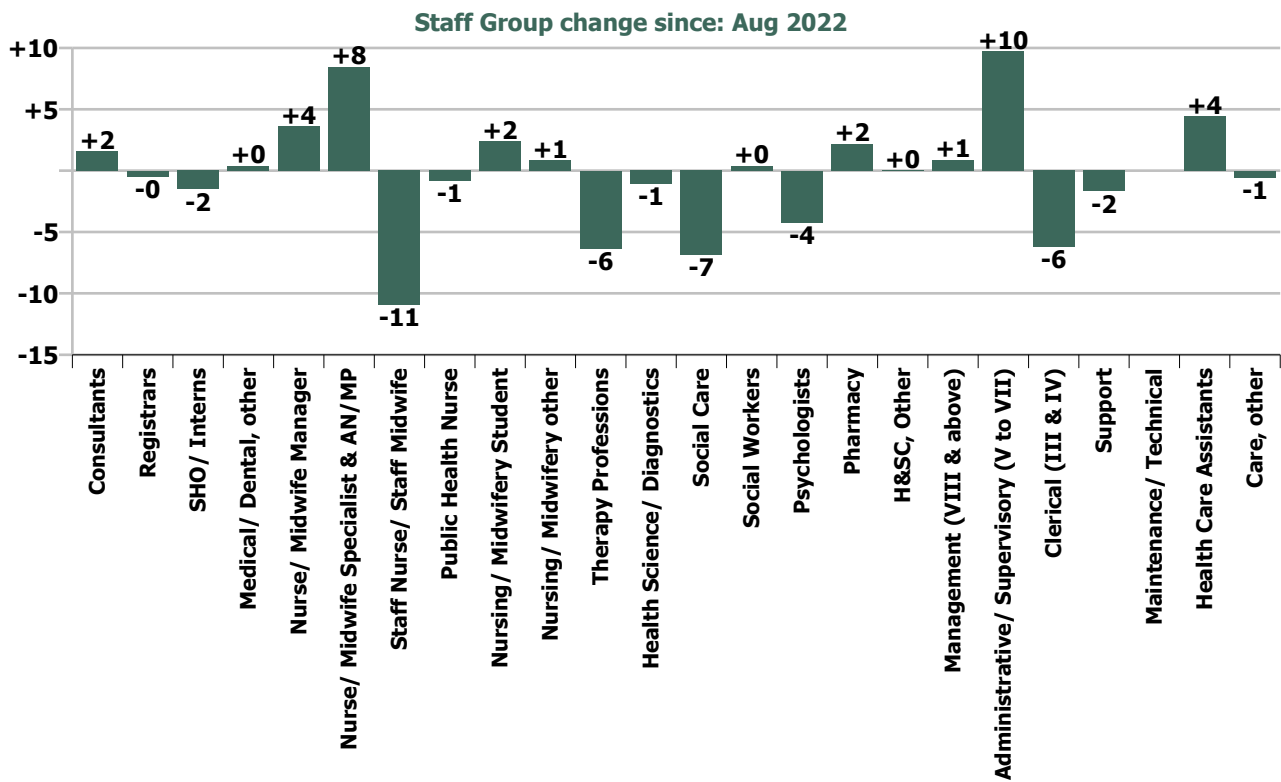
| Sep 2022 (Dec 2019 figure: 823)              | WTE Dec 2016 | WTE Dec 2017 | WTE Dec 2018 | WTE Dec 2019 | WTE Dec 2019 | WTE Aug 2022 | WTE Sep 2022 |
|--|--------------|--------------|--------------|--------------|--------------|--------------|--------------|
| <b>Older People</b>                          | <b>797</b>   | <b>828</b>   | <b>808</b>   | <b>823</b>   | <b>804</b>   | <b>817</b>   | <b>819</b>   |
| Senior Registrar                             | 20.0%        | 20.0%        | 33.3%        | 20.0%        | 20.0%        | 36.2%        | 35.0%        |
| <b>Registrars</b>                            | <b>20.0%</b> | <b>20.0%</b> | <b>33.3%</b> | <b>20.0%</b> | <b>20.0%</b> | <b>36.2%</b> | <b>35.0%</b> |
| <b>Medical/ Dental, other</b>                | <b>80.0%</b> | <b>80.0%</b> | <b>66.7%</b> | <b>80.0%</b> | <b>80.0%</b> | <b>63.8%</b> | <b>65.0%</b> |
| <b>Medical &amp; Dental</b>                  | <b>0.6%</b>  | <b>0.6%</b>  | <b>0.7%</b>  | <b>0.6%</b>  | <b>0.6%</b>  | <b>0.3%</b>  | <b>0.3%</b>  |
| Clinical Nurse/ Midwife Manager              | 20.1%        | 20.4%        | 20.8%        | 20.3%        | 20.3%        | 19.5%        | 19.0%        |
| Director Nursing/Midwifery, Assistant        | 1.8%         | 1.8%         | 2.6%         | 2.8%         | 2.8%         | 2.6%         | 3.0%         |
| Director of Nursing/Midwifery                | 2.2%         | 1.8%         | 1.9%         | 1.8%         | 1.8%         | 1.9%         | 1.9%         |
| <b>Nurse/ Midwife Manager</b>                | <b>24.2%</b> | <b>24.1%</b> | <b>25.3%</b> | <b>25.0%</b> | <b>25.0%</b> | <b>24.0%</b> | <b>23.8%</b> |
| <b>Nurse/ Midwife Specialist &amp; AN/MP</b> |              |              | <b>0.4%</b>  | <b>0.4%</b>  | <b>0.4%</b>  |              | <b>0.4%</b>  |
| Staff Nurses [General/ Children's]           | 75.8%        | 75.9%        | 74.4%        | 74.6%        | 74.6%        | 76.0%        | 75.8%        |
| <b>Staff Nurse/ Staff Midwife</b>            | <b>75.8%</b> | <b>75.9%</b> | <b>74.4%</b> | <b>74.6%</b> | <b>74.6%</b> | <b>76.0%</b> | <b>75.8%</b> |
| <b>Nursing &amp; Midwifery</b>               | <b>34.0%</b> | <b>32.7%</b> | <b>33.0%</b> | <b>33.2%</b> | <b>33.2%</b> | <b>32.9%</b> | <b>32.9%</b> |
| Dietitians                                   | 4.6%         | 4.5%         | 4.5%         | 3.9%         | 3.9%         | 4.6%         | 4.6%         |
| Occupational Therapists                      | 28.3%        | 28.1%        | 28.0%        | 28.3%        | 28.3%        | 31.3%        | 33.2%        |
| Physiotherapists                             | 31.4%        | 30.1%        | 34.7%        | 32.4%        | 32.4%        | 34.6%        | 32.8%        |
| Podiatrists & Chiropodists                   | 2.1%         | 3.1%         | 1.6%         | 1.0%         | 1.0%         | 1.3%         | 1.3%         |

| Sep 2022 (Dec 2019 figure: 823)               | WTE Dec 2016 | WTE Dec 2017 | WTE Dec 2018 | WTE Dec 2019 | WTE Dec 2019 | WTE Aug 2022 | WTE Sep 2022 |
|---|--------------|--------------|--------------|--------------|--------------|--------------|--------------|
| <b>Older People</b>                           | <b>797</b>   | <b>828</b>   | <b>808</b>   | <b>823</b>   | <b>804</b>   | <b>817</b>   | <b>819</b>   |
| Speech & Language Therapists                  | 7.7%         | 9.4%         | 9.3%         | 9.7%         | 9.7%         | 8.2%         | 8.4%         |
| <b>Therapy Professions</b>                    | <b>74.1%</b> | <b>75.2%</b> | <b>78.0%</b> | <b>75.4%</b> | <b>75.4%</b> | <b>80.1%</b> | <b>80.3%</b> |
| <b>Social Workers</b>                         | <b>20.1%</b> | <b>20.0%</b> | <b>16.4%</b> | <b>17.1%</b> | <b>17.1%</b> | <b>12.5%</b> | <b>10.8%</b> |
| Psychologists                                 | 0.9%         |              | 0.9%         | 3.2%         | 3.2%         | 0.9%         | 0.9%         |
| <b>Psychologists</b>                          | <b>0.9%</b>  |              | <b>0.9%</b>  | <b>3.2%</b>  | <b>3.2%</b>  | <b>0.9%</b>  | <b>0.9%</b>  |
| <b>Pharmacy</b>                               | <b>5.0%</b>  | <b>4.8%</b>  | <b>4.8%</b>  | <b>4.3%</b>  | <b>4.3%</b>  | <b>6.5%</b>  | <b>8.0%</b>  |
| <b>Health &amp; Social Care Professionals</b> | <b>7.1%</b>  | <b>6.9%</b>  | <b>7.2%</b>  | <b>8.0%</b>  | <b>8.0%</b>  | <b>6.5%</b>  | <b>6.5%</b>  |
| <b>Management (VIII &amp; above)</b>          | <b>6.2%</b>  | <b>1.9%</b>  | <b>3.9%</b>  | <b>7.2%</b>  | <b>7.2%</b>  | <b>12.5%</b> | <b>12.7%</b> |
| <b>Administrative/ Supervisory (V to VII)</b> | <b>41.5%</b> | <b>40.3%</b> | <b>40.2%</b> | <b>39.9%</b> | <b>39.9%</b> | <b>44.5%</b> | <b>45.7%</b> |
| <b>Clerical (III &amp; IV)</b>                | <b>52.3%</b> | <b>57.8%</b> | <b>55.9%</b> | <b>52.9%</b> | <b>52.9%</b> | <b>43.0%</b> | <b>41.5%</b> |
| <b>Management &amp; Administrative</b>        | <b>6.1%</b>  | <b>6.3%</b>  | <b>6.4%</b>  | <b>6.8%</b>  | <b>6.8%</b>  | <b>8.5%</b>  | <b>8.5%</b>  |
| Catering                                      | 15.6%        | 14.8%        | 15.6%        | 16.3%        | 16.3%        | 18.0%        | 17.2%        |
| Household Services                            | 54.7%        | 55.3%        | 56.7%        | 56.3%        | 56.3%        | 54.4%        | 53.7%        |
| Other Support                                 | 7.1%         | 7.2%         | 6.4%         | 6.2%         | 6.2%         | 6.5%         | 7.6%         |
| Portering                                     | 14.1%        | 14.4%        | 14.1%        | 14.3%        | 14.3%        | 14.3%        | 14.8%        |
| <b>Support</b>                                | <b>91.5%</b> | <b>91.8%</b> | <b>92.8%</b> | <b>93.1%</b> | <b>93.1%</b> | <b>93.3%</b> | <b>93.2%</b> |
| <b>Maintenance/ Technical</b>                 | <b>8.5%</b>  | <b>8.2%</b>  | <b>7.2%</b>  | <b>6.9%</b>  | <b>6.9%</b>  | <b>6.7%</b>  | <b>6.8%</b>  |
| <b>General Support</b>                        | <b>14.7%</b> | <b>14.7%</b> | <b>14.1%</b> | <b>14.1%</b> | <b>14.1%</b> | <b>13.9%</b> | <b>13.9%</b> |
| Health & Social Care Assistants               | 3.5%         | 3.1%         | 2.7%         | 2.7%         | 2.7%         | 2.5%         | 2.6%         |
| Attendant/ Aide                               | 51.5%        | 50.2%        | 38.1%        | 37.1%        | 37.1%        | 7.4%         | 7.0%         |
| Health Care Assistant/ Care Assistant         | 42.5%        | 44.5%        | 56.8%        | 57.8%        | 57.8%        | 88.6%        | 88.9%        |
| <b>Health Care Assistants</b>                 | <b>97.5%</b> | <b>97.7%</b> | <b>97.6%</b> | <b>97.6%</b> | <b>97.6%</b> | <b>98.5%</b> | <b>98.5%</b> |
| <b>Care, other</b>                            | <b>2.5%</b>  | <b>2.3%</b>  | <b>2.4%</b>  | <b>2.4%</b>  | <b>2.4%</b>  | <b>1.5%</b>  | <b>1.5%</b>  |
| <b>Patient &amp; Client Care</b>              | <b>37.4%</b> | <b>38.8%</b> | <b>38.6%</b> | <b>37.3%</b> | <b>37.3%</b> | <b>37.9%</b> | <b>37.9%</b> |
| <b>Total</b>                                  | <b>100 %</b> | <b>100 %</b> | <b>100 %</b> | <b>100 %</b> | <b>100 %</b> | <b>100 %</b> | <b>100 %</b> |

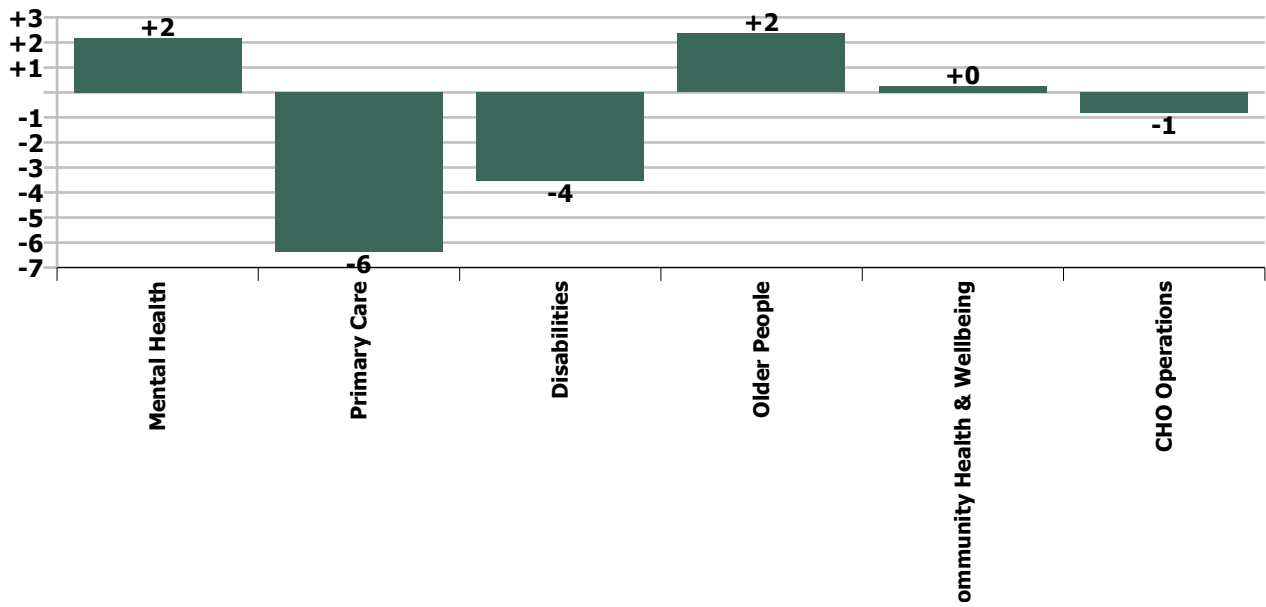
Summary Staff Movement: September 2022

| Month-on-month Summary       |                       |         |             |            |              |                        |                  |                        |                                   |                            |                     |                            |                          |                     |                     |                             |             |                |               |          |             |                                    |                           |   |                     |                             |                 |                       |
|------------------------------|-----------------------|---------|-------------|------------|--------------|------------------------|------------------|------------------------|-----------------------------------|----------------------------|---------------------|----------------------------|--------------------------|---------------------|---------------------|-----------------------------|-------------|----------------|---------------|----------|-------------|------------------------------------|---------------------------|---|---------------------|-----------------------------|-----------------|-----------------------|
| WTE change since Aug 22      | % change since Aug 22 | overall | Consultants | Registrars | SHO/ Interns | Medical/ Dental, other | Medical & Dental | Nurse/ Midwife Manager | Nurse/ Midwife Specialist & AN/MP | Staff Nurse/ Staff Midwife | Public Health Nurse | Nursing/ Midwifery Student | Nursing/ Midwifery other | Nursing & Midwifery | Therapy Professions | Health Science/ Diagnostics | Social Care | Social Workers | Psychologists | Pharmacy | H&SC, Other | Health & Social Care Professionals | Management (VIII & above) | Administrativ e/ Supervisory (V to VII) | Clerical (III & IV) | Management & Administrative | General Support | Patient & Client Care |
| Overall                      | -0.2%                 | -6      | +1.6        | -0.5       | -1.5         | +0.4                   | -0.0             | +3.6                   | +8.4                              | -11.0                      | -0.8                | +2.4                       | +0.8                     | +3.5                | -6.3                | -1.1                        | -6.9        | +0.4           | -4.2          | +2.2     | +0.0        | -16.0                              | +0.9                      | +9.7                                    | -6.2                | +4.4                        | -1.7            | +3.9                  |
| Community Health & Wellbeing | +3.0%                 | +0      |             |            |              |                        |                  |                        |                                   |                            |                     |                            |                          |                     |                     |                             |             |                |               |          |             |                                    | +0.1                      | +0.2                                    | 0.0                 | +0.3                        |                 | -0.1                  |
| Mental Health                | +0.3%                 | +2      | +1.8        | -0.9       | -1.0         |                        | -0.2             | -0.4                   | +7.5                              | -7.7                       |                     | -0.9                       | +1.0                     | -0.4                | -1.2                |                             | +2.6        | +1.2           | -2.3          | +1.1     | -0.0        | +1.4                               | 0.0                       | +1.6                                    | -1.6                | -0.0                        | -1.0            | +2.5                  |
| Primary Care                 | -0.7%                 | -6      | -0.2        | +0.4       | -0.5         | +0.3                   | +0.0             | +3.4                   | -0.1                              | -4.4                       | -0.8                | +3.3                       | -0.2                     | +1.2                | -4.4                | -1.1                        | 0.0         | +0.4           | -2.0          | +0.0     | +0.0        | -7.1                               | +0.2                      | +1.7                                    | -2.8                | -1.0                        | -0.2            | +0.8                  |
| Disabilities                 | -0.3%                 | -4      | 0.0         | 0.0        |              | 0.0                    | 0.0              | +0.6                   |                                   | -0.1                       |                     |                            | 0.0                      | +0.5                | -0.3                |                             | -9.5        | 0.0            | +0.1          |          | 0.0         | -9.7                               | +0.6                      | +4.2                                    | +2.8                | +7.5                        | +0.4            | -2.3                  |
| Older People                 | +0.3%                 | +2      |             | 0.0        |              | +0.1                   | +0.1             | +0.0                   | +1.0                              | +1.2                       |                     |                            |                          | +2.2                | -0.5                |                             |             | -1.0           | 0.0           | +0.7     |             | -0.8                               | -0.0                      | +0.3                                    | -1.7                | -1.4                        | -0.8            | +3.1                  |
| Social Care                  | -0.1%                 | -1      | 0.0         | 0.0        |              | +0.1                   | +0.1             | +0.7                   | +1.0                              | +1.1                       |                     |                            | 0.0                      | +2.8                | -0.8                |                             | -9.5        | -1.0           | +0.1          | +0.7     | 0.0         | -10.5                              | +0.6                      | +4.4                                    | +1.1                | +6.1                        | -0.5            | +0.7                  |
| CHO Operations               | -1.5%                 | -1      |             |            |              |                        |                  | 0.0                    |                                   |                            |                     |                            |                          | 0.0                 |                     |                             |             | -0.2           |               | +0.4     |             | +0.2                               | +0.0                      | +1.8                                    | -2.8                | -1.0                        |                 |                       |
| CHO Operations               | -1.5%                 | -1      |             |            |              |                        |                  | 0.0                    |                                   |                            |                     |                            |                          | 0.0                 |                     |                             |             | -0.2           |               | +0.4     |             | +0.2                               | +0.0                      | +1.8                                    | -2.8                | -1.0                        |                 |                       |
| Change                       | -6.0                  | -0.2%   | +3.1%       | -0.8%      | -9.3%        | +0.8%                  | -0.0%            | +1.8%                  | +29.1%                            | -1.9%                      | -0.8%               | +37.5%                     | +17.5%                   | +0.4%               | -2.5%               | -6.6%                       | -1.6%       | +0.6%          | -5.9%         | +39.8%   | +0.2%       | -1.9%                              | +1.0%                     | +4.3%                                   | -2.3%               | +0.8%                       | -0.8%           | +0.4%                 |
| Year-on-year Summary         |                       |         |             |            |              |                        |                  |                        |                                   |                            |                     |                            |                          |                     |                     |                             |             |                |               |          |             |                                    |                           |   |                     |                             |                 |                       |
| WTE change since Sep 21      | % change since Sep 21 | overall | Consultants | Registrars | SHO/ Interns | Medical/ Dental, other | Medical & Dental | Nurse/ Midwife Manager | Nurse/ Midwife Specialist & AN/MP | Staff Nurse/ Staff Midwife | Public Health Nurse | Nursing/ Midwifery Student | Nursing/ Midwifery other | Nursing & Midwifery | Therapy Professions | Health Science/ Diagnostics | Social Care | Social Workers | Psychologists | Pharmacy | H&SC, Other | Health & Social Care Professionals | Management (VIII & above) | Administrativ e/ Supervisory (V to VII) | Clerical (III & IV) | Management & Administrative | General Support | Patient & Client Care |
| Overall                      | +1.6%                 | +56     | +2.8        | +7.0       | -2.5         | +1.8                   | +9.2             | +1.7                   | +8.3                              | +12.7                      | -13.9               | +1.7                       | +3.6                     | +14.1               | -0.2                | -2.0                        | +2.9        | +1.9           | -1.1          | +0.3     | +4.4        | +6.3                               | +12.4                     | +48.3                                   | +5.2                | +65.9                       | -16.1           | -23.7                 |
| Community Health & Wellbeing | +3.0%                 | +0      |             |            |              |                        |                  |                        |                                   |                            |                     |                            |                          |                     |                     |                             |             |                |               |          |             |                                    | +0.0                      | +0.0                                    | +0.6                | +0.6                        |                 | -0.1                  |
| Mental Health                | +0.3%                 | +2      | +1.3        | +3.5       | -2.0         |                        | +2.7             | -5.9                   | +5.3                              | +4.8                       |                     | -0.6                       | +1.8                     | +5.4                | -5.7                |                             | +1.0        | +0.9           | +1.3          | +1.1     | +2.9        | +1.4                               | +1.0                      | +4.5                                    | -5.3                | +0.2                        | -7.8            | -0.3                  |
| Primary Care                 | -0.7%                 | -6      | +1.5        | +2.6       | +0.5         | +1.7                   | +6.3             | +9.5                   | +4.0                              | +8.1                       | -13.9               | +2.3                       | +0.8                     | +10.7               | +25.3               | -2.0                        | 0.0         | -2.7           | -2.7          | -2.0     | +1.2        | +17.2                              | -3.7                      | +1.0                                    | +2.5                | -0.1                        | -1.4            | -21.0                 |
| Disabilities                 | -1.5%                 | -18.0   | 0.0         | +1.0       | -1.0         | 0.0                    | 0.0              | -3.7                   |                                   | -5.0                       |                     |                            | +1.0                     | -7.6                | -12.9               |                             | +2.0        | -2.9           | +0.3          |          | +0.3        | -13.2                              | +1.1                      | +8.3                                    | +5.0                | +14.4                       | -2.7            | -8.8                  |
| Older People                 | +0.7%                 | +5.4    |             | 0.0        |              | +0.1                   | +0.1             | +0.9                   | -1.0                              | +4.8                       |                     |                            |                          | +4.7                | -7.0                |                             |             |                | -0.8          | 0.0      | -0.2        |                                    | -8.0                      | +2.0                                    | +6.7                | -2.4                        | +6.3            | +6.5                  |
| Social Care                  | -0.1%                 | -1      | 0.0         | +1.0       | -1.0         | +0.1                   | +0.1             | -2.8                   | -1.0                              | -0.2                       |                     |                            | +1.0                     | -3.0                | -19.9               |                             | +2.0        | -3.7           | +0.3          | -0.2     | +0.3        | -21.2                              | +3.1                      | +15.0                                   | +2.6                | +20.6                       | -6.9            | -2.3                  |
| CHO Operations               | -100.0%               | +54.4   |             |            |              |                        |                  | +1.0                   |                                   |                            |                     |                            |                          | +1.0                |                     |                             |             | +7.4           |               |          | +1.4        |                                    | +8.8                      | +12.0                                   | +27.8               | +4.9                        | +44.6           |                       |
| CHO Operations               | -1.5%                 | -1      |             |            |              |                        |                  | +1.0                   |                                   |                            |                     |                            |                          | +1.0                |                     |                             |             | +7.4           |               |          | +1.4        |                                    | +8.8                      | +12.0                                   | +27.8               | +4.9                        | +44.6           |                       |
| Change                       | +55.6                 | +1.6%   | +5.6%       | +13.0%     | -14.5%       | +4.1%                  | +5.5%            | +0.8%                  | +28.5%                            | +2.3%                      | -12.0%              | +24.1%                     | +182.0%                  | +1.6%               | -0.1%               | -11.2%                      | +0.7%       | +3.3%          | -1.6%         | +3.6%    | +41.9%      | +0.8%                              | +16.5%                    | +25.6%                                  | +2.1%               | +12.8%                      | -7.4%           | -2.6%                 |

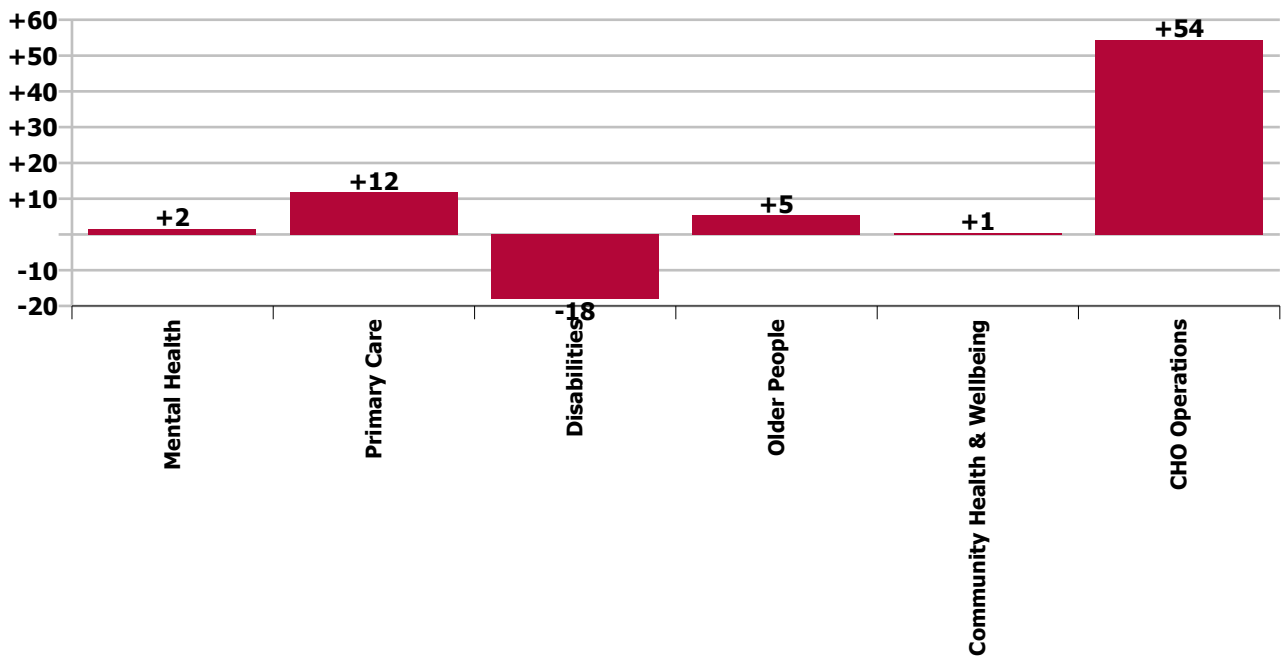




Care Group change since: Aug 2022



Care Group change since: Sep 2021



## Longitudinal Employment Levels by Grade Group - Dec 2016 to Sep 2022

| Sep 2022 (Dec 2016 figure: 3,940)            | WTE Sep 2022 | WTE change since Dec 16 | WTE change since Dec 17 | WTE change since Dec 18 | WTE change since Dec 19 | WTE change since Dec 20 | WTE change since Aug 22 | % change since Dec 16 | % change since Dec 17 | % change since Dec 18 | % change since Dec 19 | % change since Dec 20 | % change since Aug 22 |
|--|--------------|-------------------------|-------------------------|-------------------------|-------------------------|-------------------------|-------------------------|-----------------------|-----------------------|-----------------------|-----------------------|-----------------------|-----------------------|
| <b>Overall</b>                               | <b>3,594</b> | <b>-346</b>             | <b>+238</b>             | <b>+226</b>             | <b>+216</b>             | <b>+129</b>             | <b>-6</b>               | <b>-8.8%</b>          | <b>+7.1%</b>          | <b>+6.7%</b>          | <b>+6.4%</b>          | <b>+3.7%</b>          | <b>-0.2%</b>          |
| Consultant Dentistry                         | 6            | -0                      | -1                      | -1                      | -1                      | +0                      | -0                      | -5.4%                 | -17.7%                | -17.7%                | -12.4%                | +0.6%                 | -2.8%                 |
| Consultant Medicine                          | 3            | +2                      | +2                      | +2                      | +2                      | +2                      |                         | +150.0%               | +150.0%               | +150.0%               | +150.0%               | +150.0%               |                       |
| Consultant Paediatrics                       |              | -0                      | -0                      |                         |                         |                         |                         | -100.0%               | -100.0%               | -100.0%               | -100.0%               | -100.0%               | -100.0%               |
| Consultant Psychiatry                        | 43           | +13                     | +12                     | +10                     | +4                      | -0                      | +2                      | +45.3%                | +38.5%                | +28.8%                | +9.5%                 | -0.9%                 | +4.3%                 |
| Consultant, Other                            |              | -1                      |                         |                         |                         |                         |                         | -100.0%               | -100.0%               | -100.0%               | -100.0%               | -100.0%               | -100.0%               |
| Consultant Radiology                         | 1            |                         |                         |                         |                         |                         |                         |                       |                       |                       |                       |                       |                       |
| <b>Consultants</b>                           | <b>53</b>    | <b>+13</b>              | <b>+12</b>              | <b>+10</b>              | <b>+4</b>               | <b>+1</b>               | <b>+2</b>               | <b>+34.1%</b>         | <b>+29.4%</b>         | <b>+22.6%</b>         | <b>+9.0%</b>          | <b>+2.2%</b>          | <b>+3.1%</b>          |
| Registrar                                    | 50           | +10                     | +10                     | +14                     | +9                      | +15                     | +2                      | +24.0%                | +23.9%                | +37.7%                | +23.2%                | +44.9%                | +3.2%                 |
| Senior Registrar                             | 11           | +4                      | +4                      | +1                      | +3                      | +2                      | -2                      | +52.3%                | +55.5%                | +10.5%                | +40.3%                | +22.8%                | -16.2%                |
| Specialist Registrar                         | 1            |                         |                         |                         |                         |                         |                         |                       |                       |                       |                       |                       |                       |
| <b>Registrars</b>                            | <b>61</b>    | <b>+13</b>              | <b>+13</b>              | <b>+15</b>              | <b>+12</b>              | <b>+17</b>              | <b>-0</b>               | <b>+27.6%</b>         | <b>+27.9%</b>         | <b>+31.4%</b>         | <b>+25.4%</b>         | <b>+39.6%</b>         | <b>-0.8%</b>          |
| Senior House Officer                         | 15           | -4                      | -6                      | -7                      | -1                      | -5                      | -2                      | -23.0%                | -29.2%                | -33.3%                | -3.4%                 | -23.2%                | -9.3%                 |
| <b>SHO/ Interns</b>                          | <b>15</b>    | <b>-4</b>               | <b>-6</b>               | <b>-7</b>               | <b>-1</b>               | <b>-5</b>               | <b>-2</b>               | <b>-23.0%</b>         | <b>-29.2%</b>         | <b>-33.3%</b>         | <b>-3.4%</b>          | <b>-23.2%</b>         | <b>-9.3%</b>          |
| Dentists                                     | 27           | -2                      | -2                      | -0                      | +0                      | +2                      | -0                      | -6.5%                 | -7.9%                 | -0.9%                 | +1.0%                 | +7.9%                 | -0.7%                 |
| Other Medical                                | 20           | -3                      | -5                      | -7                      | -5                      | -0                      | +1                      | -14.0%                | -21.3%                | -26.0%                | -18.4%                | -0.0%                 | +3.0%                 |
| <b>Medical/ Dental, other</b>                | <b>47</b>    | <b>-5</b>               | <b>-8</b>               | <b>-7</b>               | <b>-4</b>               | <b>+2</b>               | <b>+0</b>               | <b>-9.9%</b>          | <b>-14.2%</b>         | <b>-13.5%</b>         | <b>-8.4%</b>          | <b>+4.3%</b>          | <b>+0.8%</b>          |
| <b>Medical &amp; Dental</b>                  | <b>176</b>   | <b>+17</b>              | <b>+11</b>              | <b>+10</b>              | <b>+12</b>              | <b>+16</b>              | <b>-0</b>               | <b>+10.7%</b>         | <b>+6.9%</b>          | <b>+5.7%</b>          | <b>+7.3%</b>          | <b>+9.9%</b>          | <b>-0.0%</b>          |
| Clinical Nurse/ Midwife Manager              | 151          | -40                     | -6                      | -10                     | -10                     | -7                      | -0                      | -20.7%                | -4.0%                 | -6.0%                 | -6.1%                 | -4.6%                 | -0.1%                 |
| Director Nursing/Midwifery, Assistant        | 37           | +7                      | +8                      | +2                      | +2                      | +3                      | +1                      | +24.0%                | +28.3%                | +5.0%                 | +5.5%                 | +9.5%                 | +3.9%                 |
| Director of Nursing/Midwifery                | 16           | -4                      | +1                      | +3                      | +2                      | +3                      | +2                      | -21.8%                | +3.8%                 | +18.7%                | +11.0%                | +19.5%                | +16.9%                |
| <b>Nurse/ Midwife Manager</b>                | <b>204</b>   | <b>-37</b>              | <b>+3</b>               | <b>-5</b>               | <b>-6</b>               | <b>-1</b>               | <b>+4</b>               | <b>-15.3%</b>         | <b>+1.2%</b>          | <b>-2.6%</b>          | <b>-3.0%</b>          | <b>-0.7%</b>          | <b>+1.8%</b>          |
| Advanced Nurse/ Midwife Practitioner         | 4            | +3                      | +3                      | +3                      | +3                      | -2                      | +0                      | +690.0%               | +690.0%               | +690.0%               | +480.9%               | -28.2%                | +12.2%                |
| Clinical Nurse/ Midwife Specialist           | 33           | +13                     | +13                     | +15                     | +14                     | +15                     | +8                      | +67.1%                | +61.5%                | +78.0%                | +67.8%                | +80.4%                | +31.4%                |
| <b>Nurse/ Midwife Specialist &amp; AN/MP</b> | <b>37</b>    | <b>+17</b>              | <b>+16</b>              | <b>+18</b>              | <b>+17</b>              | <b>+13</b>              | <b>+8</b>               | <b>+82.3%</b>         | <b>+76.4%</b>         | <b>+93.8%</b>         | <b>+81.4%</b>         | <b>+55.5%</b>         | <b>+29.1%</b>         |
| Staff Nurse [Intellectual Disability]        | 76           | +6                      | +14                     | +17                     | +26                     | +23                     | +6                      | +8.8%                 | +23.6%                | +29.9%                | +53.0%                | +42.3%                | +8.5%                 |
| Staff Nurse [Psychiatric]                    | 130          | +4                      | +13                     | +20                     | -2                      | +6                      | -11                     | +2.8%                 | +10.7%                | +18.1%                | -1.8%                 | +4.6%                 | -7.5%                 |
| Staff Nurses [General/ Children's]           | 353          | -90                     | -18                     | -24                     | -7                      | -24                     | -6                      | -20.3%                | -4.7%                 | -6.4%                 | -1.8%                 | -6.3%                 | -1.8%                 |
| <b>Staff Nurse/ Staff Midwife</b>            | <b>559</b>   | <b>-80</b>              | <b>+10</b>              | <b>+13</b>              | <b>+17</b>              | <b>+5</b>               | <b>-11</b>              | <b>-12.6%</b>         | <b>+1.7%</b>          | <b>+2.5%</b>          | <b>+3.2%</b>          | <b>+0.8%</b>          | <b>-1.9%</b>          |
| <b>Public Health Nurse</b>                   | <b>102</b>   | <b>-16</b>              | <b>-20</b>              | <b>-16</b>              | <b>-14</b>              | <b>-9</b>               | <b>-1</b>               | <b>-13.3%</b>         | <b>-16.6%</b>         | <b>-13.5%</b>         | <b>-12.3%</b>         | <b>-8.4%</b>          | <b>-0.8%</b>          |
| Pre-registration Nurse/ Midwife Intern       | 4            | +4                      | +4                      | +4                      | +4                      | +4                      | -1                      | -100.0%               | -100.0%               | -100.0%               | -100.0%               | -100.0%               | -18.3%                |
| Post-registration Nurse/ Midwife Student     | 5            | -10                     | -14                     | -6                      | -9                      | -10                     | +3                      | -66.9%                | -74.4%                | -54.9%                | -63.3%                | -66.7%                | +191.8%               |
| Nursing/ Midwifery awaiting registration     |              |                         |                         |                         |                         | -1                      |                         | -100.0%               | -100.0%               | -100.0%               | -100.0%               | -100.0%               | -100.0%               |
| <b>Nursing/ Midwifery Student</b>            | <b>9</b>     | <b>-6</b>               | <b>-11</b>              | <b>-2</b>               | <b>-5</b>               | <b>-7</b>               | <b>+2</b>               | <b>-41.3%</b>         | <b>-54.5%</b>         | <b>-20.0%</b>         | <b>-34.8%</b>         | <b>-44.7%</b>         | <b>+37.5%</b>         |
| <b>Nursing/ Midwifery other</b>              | <b>6</b>     | <b>+3</b>               | <b>+4</b>               | <b>+3</b>               | <b>+4</b>               | <b>+3</b>               | <b>+1</b>               | <b>+151.8%</b>        | <b>+182.0%</b>        | <b>+97.2%</b>         | <b>+182.0%</b>        | <b>+88.0%</b>         | <b>+17.5%</b>         |
| <b>Nursing &amp; Midwifery</b>               | <b>918</b>   | <b>-119</b>             | <b>+1</b>               | <b>+11</b>              | <b>+12</b>              | <b>+3</b>               | <b>+3</b>               | <b>-11.5%</b>         | <b>+0.1%</b>          | <b>+1.2%</b>          | <b>+1.4%</b>          | <b>+0.3%</b>          | <b>+0.4%</b>          |
| Dietitians                                   | 18           | +7                      | +2                      | +2                      | +3                      | +1                      | -1                      | +58.5%                | +15.4%                | +12.7%                | +22.7%                | +8.9%                 | -4.2%                 |
| Occupational Therapists                      | 97           | +7                      | +9                      | +5                      | +5                      | +4                      | -2                      | +7.7%                 | +10.0%                | +5.2%                 | +5.7%                 | +4.0%                 | -1.5%                 |
| Orthoptists                                  | 2            | +2                      | +2                      | +2                      | +2                      | +2                      | +0                      | -100.0%               | -100.0%               | -100.0%               | -100.0%               | -100.0%               | +0.5%                 |

| Sep 2022 (Dec 2016 figure: 3,940)             | WTE Sep 2022 | WTE change since Dec 16 | WTE change since Dec 17 | WTE change since Dec 18 | WTE change since Dec 19 | WTE change since Dec 20 | WTE change since Aug 22 | % change since Dec 16 | % change since Dec 17 | % change since Dec 18 | % change since Dec 19 | % change since Dec 20 | % change since Aug 22 |
|---|--------------|-------------------------|-------------------------|-------------------------|-------------------------|-------------------------|-------------------------|-----------------------|-----------------------|-----------------------|-----------------------|-----------------------|-----------------------|
| <b>Overall</b>                                | <b>3,594</b> | <b>-346</b>             | <b>+238</b>             | <b>+226</b>             | <b>+216</b>             | <b>+129</b>             | <b>-6</b>               | <b>-8.8%</b>          | <b>+7.1%</b>          | <b>+6.7%</b>          | <b>+6.4%</b>          | <b>+3.7%</b>          | <b>-0.2%</b>          |
| Physiotherapists                              | 69           | +6                      | +10                     | +6                      | +8                      | +10                     | -2                      | +9.1%                 | +17.2%                | +10.0%                | +13.8%                | +16.5%                | -2.3%                 |
| Podiatrists & Chiropodists                    | 3            | +0                      | -1                      | +0                      | +1                      | -1                      | +0                      | +18.9%                | -20.1%                | +15.4%                | +59.8%                | -35.6%                | +0.4%                 |
| Speech & Language Therapists                  | 58           | -13                     | -8                      | -17                     | -12                     | -7                      | -2                      | -18.5%                | -12.2%                | -23.0%                | -17.4%                | -11.1%                | -4.1%                 |
| <b>Therapy Professions</b>                    | <b>246</b>   | <b>+9</b>               | <b>+15</b>              | <b>-2</b>               | <b>+8</b>               | <b>+8</b>               | <b>-6</b>               | <b>+3.6%</b>          | <b>+6.3%</b>          | <b>-0.8%</b>          | <b>+3.2%</b>          | <b>+3.4%</b>          | <b>-2.5%</b>          |
| Medical Science                               | 14           | -4                      | -5                      | -6                      | -1                      | -4                      | -1                      | -22.0%                | -27.8%                | -30.6%                | -9.5%                 | -19.8%                | -7.2%                 |
| Radiographers                                 | 2            | -2                      | -2                      | -2                      | -1                      | -1                      |                         | -55.9%                | -57.1%                | -57.0%                | -38.5%                | -36.7%                |                       |
| <b>Health Science/ Diagnostics</b>            | <b>16</b>    | <b>-6</b>               | <b>-7</b>               | <b>-8</b>               | <b>-2</b>               | <b>-4</b>               | <b>-1</b>               | <b>-27.3%</b>         | <b>-32.3%</b>         | <b>-34.4%</b>         | <b>-13.4%</b>         | <b>-21.8%</b>         | <b>-6.6%</b>          |
| <b>Social Care</b>                            | <b>414</b>   | <b>-126</b>             | <b>+60</b>              | <b>+72</b>              | <b>+50</b>              | <b>+22</b>              | <b>-7</b>               | <b>-23.3%</b>         | <b>+17.0%</b>         | <b>+21.1%</b>         | <b>+13.7%</b>         | <b>+5.7%</b>          | <b>-1.6%</b>          |
| <b>Social Workers</b>                         | <b>60</b>    | <b>-1</b>               | <b>+4</b>               | <b>+3</b>               | <b>+3</b>               | <b>+6</b>               | <b>+0</b>               | <b>-2.4%</b>          | <b>+7.3%</b>          | <b>+5.3%</b>          | <b>+5.3%</b>          | <b>+10.8%</b>         | <b>+0.6%</b>          |
| <b>Psychologists</b>                          | <b>67</b>    | <b>+5</b>               | <b>+8</b>               | <b>+11</b>              | <b>+11</b>              | <b>+1</b>               | <b>-4</b>               | <b>+8.3%</b>          | <b>+13.7%</b>         | <b>+19.5%</b>         | <b>+19.0%</b>         | <b>+1.1%</b>          | <b>-5.9%</b>          |
| <b>Pharmacy</b>                               | <b>8</b>     | <b>+5</b>               | <b>+4</b>               | <b>+4</b>               | <b>+4</b>               | <b>+4</b>               | <b>+2</b>               | <b>+170.8%</b>        | <b>+103.4%</b>        | <b>+103.4%</b>        | <b>+110.1%</b>        | <b>+97.2%</b>         | <b>+39.8%</b>         |
| Counsellor Therapists                         | 7            | +1                      | +1                      | +3                      | +3                      | +3                      | -0                      | +16.3%                | +8.4%                 | +92.3%                | +57.9%                | +66.2%                | -0.3%                 |
| Dental Hygienists                             | 5            | +1                      | +1                      | +1                      | +1                      | +1                      | +0                      | +24.1%                | +30.8%                | +30.5%                | +34.7%                | +30.5%                | +1.0%                 |
| Other Health & Social Care                    | 2            | +1                      | +1                      | +1                      | -3                      | +1                      |                         | +131.4%               | +38.8%                | +159.3%               | -58.3%                | +32.6%                |                       |
| Play Therapists/ Specialists                  | 0            | -1                      | -0                      |                         | +0                      |                         |                         | -68.0%                | -5.9%                 |                       | +4.3%                 |                       |                       |
| <b>H&amp;SC, Other</b>                        | <b>15</b>    | <b>+2</b>               | <b>+2</b>               | <b>+6</b>               | <b>+1</b>               | <b>+5</b>               | <b>+0</b>               | <b>+18.1%</b>         | <b>+18.9%</b>         | <b>+67.2%</b>         | <b>+4.1%</b>          | <b>+43.9%</b>         | <b>+0.2%</b>          |
| <b>Health &amp; Social Care Professionals</b> | <b>825</b>   | <b>-113</b>             | <b>+86</b>              | <b>+86</b>              | <b>+74</b>              | <b>+41</b>              | <b>-16</b>              | <b>-12.0%</b>         | <b>+11.6%</b>         | <b>+11.6%</b>         | <b>+9.8%</b>          | <b>+5.2%</b>          | <b>-1.9%</b>          |
| Executive Management                          | 25           | +4                      | -3                      | +0                      | +1                      | +1                      | +0                      | +19.5%                | -10.9%                | +0.8%                 | +4.3%                 | +3.5%                 | +1.7%                 |
| Senior Management (VIII & GM)                 | 63           | +18                     | +22                     | +14                     | +19                     | +17                     | +0                      | +40.8%                | +53.2%                | +27.6%                | +41.9%                | +37.6%                | +0.7%                 |
| <b>Management (VIII &amp; above)</b>          | <b>87</b>    | <b>+22</b>              | <b>+19</b>              | <b>+14</b>              | <b>+20</b>              | <b>+18</b>              | <b>+1</b>               | <b>+34.1%</b>         | <b>+27.5%</b>         | <b>+18.8%</b>         | <b>+28.9%</b>         | <b>+26.0%</b>         | <b>+1.0%</b>          |
| <b>Administrative/ Supervisory (V to VII)</b> | <b>237</b>   | <b>+98</b>              | <b>+88</b>              | <b>+65</b>              | <b>+67</b>              | <b>+70</b>              | <b>+10</b>              | <b>+71.2%</b>         | <b>+58.7%</b>         | <b>+38.1%</b>         | <b>+39.1%</b>         | <b>+42.3%</b>         | <b>+4.3%</b>          |
| <b>Clerical (III &amp; IV)</b>                | <b>258</b>   | <b>-0</b>               | <b>+24</b>              | <b>+27</b>              | <b>+21</b>              | <b>-2</b>               | <b>-6</b>               | <b>-0.1%</b>          | <b>+10.3%</b>         | <b>+11.7%</b>         | <b>+8.9%</b>          | <b>-0.7%</b>          | <b>-2.3%</b>          |
| <b>Management &amp; Administrative</b>        | <b>582</b>   | <b>+121</b>             | <b>+131</b>             | <b>+106</b>             | <b>+107</b>             | <b>+87</b>              | <b>+4</b>               | <b>+26.1%</b>         | <b>+28.9%</b>         | <b>+22.3%</b>         | <b>+22.6%</b>         | <b>+17.5%</b>         | <b>+0.8%</b>          |
| Catering                                      | 24           | -14                     | -4                      | -4                      | -2                      | -1                      | -2                      | -37.4%                | -13.1%                | -15.0%                | -7.2%                 | -5.9%                 | -8.3%                 |
| Household Services                            | 109          | -58                     | -31                     | -23                     | -12                     | -13                     | -1                      | -34.8%                | -21.9%                | -17.5%                | -10.0%                | -11.0%                | -1.2%                 |
| Other Support                                 | 23           | -5                      | +1                      | +5                      | +4                      | +3                      | +1                      | -19.0%                | +6.4%                 | +25.4%                | +18.5%                | +12.8%                | +6.8%                 |
| Portering                                     | 21           | -4                      | -5                      | -3                      | -2                      | -1                      | +0                      | -16.1%                | -19.2%                | -10.7%                | -8.7%                 | -5.8%                 | +2.1%                 |
| Other Labs & Associated                       | 1            | -0                      | -0                      | -0                      | -0                      | -0                      | -0                      | -24.0%                | -24.0%                | -24.0%                | -24.0%                | -24.0%                | -15.6%                |
| <b>Support</b>                                | <b>178</b>   | <b>-82</b>              | <b>-38</b>              | <b>-25</b>              | <b>-13</b>              | <b>-14</b>              | <b>-2</b>               | <b>-31.6%</b>         | <b>-17.6%</b>         | <b>-12.5%</b>         | <b>-6.7%</b>          | <b>-7.2%</b>          | <b>-0.9%</b>          |
| <b>Maintenance/ Technical</b>                 | <b>23</b>    | <b>-10</b>              | <b>+2</b>               | <b>+4</b>               | <b>+0</b>               | <b>+1</b>               |                         | <b>-29.5%</b>         | <b>+8.3%</b>          | <b>+19.6%</b>         | <b>+0.4%</b>          | <b>+3.4%</b>          |                       |
| <b>General Support</b>                        | <b>201</b>   | <b>-92</b>              | <b>-36</b>              | <b>-22</b>              | <b>-13</b>              | <b>-13</b>              | <b>-2</b>               | <b>-31.3%</b>         | <b>-15.3%</b>         | <b>-9.8%</b>          | <b>-5.9%</b>          | <b>-6.1%</b>          | <b>-0.8%</b>          |
| Health & Social Care Assistants               | 10           | -0                      | +1                      | -5                      | -1                      | -4                      | +2                      | -0.1%                 | +5.3%                 | -32.8%                | -8.0%                 | -29.6%                | +21.4%                |
| Attendant/ Aide                               | 30           | -184                    | -186                    | -105                    | -109                    | -27                     | -1                      | -86.1%                | -86.3%                | -78.0%                | -78.6%                | -47.9%                | -3.1%                 |
| Health Care Assistant/ Care Assistant         | 531          | +125                    | +229                    | +150                    | +143                    | +37                     | +4                      | +30.6%                | +75.6%                | +39.3%                | +36.7%                | +7.5%                 | +0.7%                 |
| <b>Health Care Assistants</b>                 | <b>571</b>   | <b>-59</b>              | <b>+43</b>              | <b>+40</b>              | <b>+33</b>              | <b>+5</b>               | <b>+4</b>               | <b>-9.4%</b>          | <b>+8.1%</b>          | <b>+7.5%</b>          | <b>+6.1%</b>          | <b>+1.0%</b>          | <b>+0.8%</b>          |
| <b>Care, other</b>                            | <b>321</b>   | <b>-102</b>             | <b>+3</b>               | <b>-4</b>               | <b>-9</b>               | <b>-10</b>              | <b>-1</b>               | <b>-24.0%</b>         | <b>+0.9%</b>          | <b>-1.2%</b>          | <b>-2.8%</b>          | <b>-2.9%</b>          | <b>-0.2%</b>          |
| <b>Patient &amp; Client Care</b>              | <b>892</b>   | <b>-161</b>             | <b>+46</b>              | <b>+36</b>              | <b>+24</b>              | <b>-4</b>               | <b>+4</b>               | <b>-15.3%</b>         | <b>+5.4%</b>          | <b>+4.2%</b>          | <b>+2.7%</b>          | <b>-0.5%</b>          | <b>+0.4%</b>          |

Source: Health Service Personnel Census

Longitudinal Employment Levels by Care Group - Dec 2016 to Sep 2022

Community Health & Wellbeing

| Sep 2022 ( figure: )                   | WTE Sep 2022 | WTE change since | WTE change since | WTE change since | WTE change since | WTE change since Dec 20 | WTE change since Aug 22 | % change since | % change since | % change since | % change since | % change since Dec 20 | % change since Aug 22 |
|--|--------------|------------------|------------------|------------------|------------------|-------------------------|-------------------------|----------------|----------------|----------------|----------------|-----------------------|-----------------------|
| Overall                                | 8            | +8               | +8               | +8               | +8               | +1                      | +0                      | -100.0%        | -100.0%        | -100.0%        | -100.0%        | +7.1%                 | +3.0%                 |
| Management & Administrative            | 7            | +7               | +7               | +7               | +7               | +2                      | +0                      | -1.0%          | -1.0%          | -1.0%          | -1.0%          | +0.4%                 | +0.0%                 |
| Management (VIII & above)              | 1            | +1               | +1               | +1               | +1               |                         | +0                      | -1.0%          | -1.0%          | -1.0%          | -1.0%          | +0.0%                 | +0.1%                 |
| Administrative/ Supervisory (V to VII) | 5            | +5               | +5               | +5               | +5               | +2                      | +0                      | -1.0%          | -1.0%          | -1.0%          | -1.0%          | +0.5%                 | +0.0%                 |
| Clerical (III & IV)                    | 1            | +1               | +1               | +1               | +1               | +0                      |                         | -1.0%          | -1.0%          | -1.0%          | -1.0%          | +0.3%                 | +0.0%                 |
| Patient & Client Care                  | 1            | +1               | +1               | +1               | +1               | -2                      | -0                      | -1.0%          | -1.0%          | -1.0%          | -1.0%          | -0.6%                 | -0.1%                 |
| Care, other                            | 1            | +1               | +1               | +1               | +1               | -2                      | -0                      | -1.0%          | -1.0%          | -1.0%          | -1.0%          | -0.6%                 | -0.1%                 |

Source: Health Service Personnel Census

Mental Health

| Sep 2022 (Dec 2016 figure: 559)        | WTE Sep 2022 | WTE change since Dec 16 | WTE change since Dec 17 | WTE change since Dec 18 | WTE change since Dec 19 | WTE change since Dec 20 | WTE change since Aug 22 | % change since Dec 16 | % change since Dec 17 | % change since Dec 18 | % change since Dec 19 | % change since Dec 20 | % change since Aug 22 |
|--|--------------|-------------------------|-------------------------|-------------------------|-------------------------|-------------------------|-------------------------|-----------------------|-----------------------|-----------------------|-----------------------|-----------------------|-----------------------|
| Overall                                | 640          | +81                     | +76                     | +68                     | +48                     | +14                     | +2                      | +14.4%                | +13.6%                | +11.8%                | +8.1%                 | +2.2%                 | +0.3%                 |
| Medical & Dental                       | 76           | +20                     | +14                     | +13                     | +10                     | +4                      | -0                      | +0.3%                 | +0.2%                 | +0.2%                 | +0.1%                 | +0.1%                 | -0.0%                 |
| Consultants                            | 40           | +13                     | +11                     | +9                      | +4                      | -0                      | +2                      | +0.5%                 | +0.4%                 | +0.3%                 | +0.1%                 | -0.0%                 | +0.0%                 |
| Registrars                             | 29           | +11                     | +9                      | +13                     | +7                      | +10                     | -1                      | +0.6%                 | +0.5%                 | +0.8%                 | +0.3%                 | +0.5%                 | -0.0%                 |
| SHO/ Interns                           | 8            | -4                      | -7                      | -8                      | -1                      | -5                      | -1                      | -0.3%                 | -0.5%                 | -0.5%                 | -0.1%                 | -0.4%                 | -0.1%                 |
| Medical/ Dental, other                 |              |                         | -0                      | -0                      |                         |                         |                         | -1.0%                 | -1.0%                 | -1.0%                 | -1.0%                 | -1.0%                 | -1.0%                 |
| Nursing & Midwifery                    | 260          | +17                     | +30                     | +22                     | +28                     | +8                      | -0                      | +0.1%                 | +0.1%                 | +0.1%                 | +0.1%                 | +0.0%                 | -0.0%                 |
| Nurse/ Midwife Manager                 | 68           | -12                     | -3                      | -12                     | -8                      | -9                      | -0                      | -0.1%                 | -0.0%                 | -0.2%                 | -0.1%                 | -0.1%                 | -0.0%                 |
| Nurse/ Midwife Specialist & AN/MP      | 28           | +13                     | +12                     | +15                     | +14                     | +8                      | +8                      | +0.9%                 | +0.8%                 | +1.2%                 | +1.0%                 | +0.4%                 | +0.4%                 |
| Staff Nurse/ Staff Midwife             | 156          | +11                     | +14                     | +14                     | +17                     | +5                      | -8                      | +0.1%                 | +0.1%                 | +0.1%                 | +0.1%                 | +0.0%                 | -0.0%                 |
| Nursing/ Midwifery Student             | 4            | +4                      | +4                      | +4                      | +4                      | +3                      | -1                      | -1.0%                 | -1.0%                 | -1.0%                 | -1.0%                 | +2.8%                 | -0.2%                 |
| Nursing/ Midwifery other               | 4            | +2                      | +2                      | +1                      | +2                      | +2                      | +1                      | +0.7%                 | +0.9%                 | +0.3%                 | +0.9%                 | +0.9%                 | +0.4%                 |
| Health & Social Care Professionals     | 144          | +34                     | +29                     | +29                     | +14                     | +10                     | +1                      | +0.3%                 | +0.3%                 | +0.3%                 | +0.1%                 | +0.1%                 | +0.0%                 |
| Therapy Professions                    | 38           | +10                     | +5                      | +2                      | -5                      | -0                      | -1                      | +0.4%                 | +0.2%                 | +0.1%                 | -0.1%                 | -0.0%                 | -0.0%                 |
| Social Care                            | 28           | -3                      | -3                      | -2                      | +2                      | -0                      | +3                      | -0.1%                 | -0.1%                 | -0.1%                 | +0.1%                 | -0.0%                 | +0.1%                 |
| Social Workers                         | 34           | +6                      | +8                      | +5                      | +4                      | +5                      | +1                      | +0.2%                 | +0.3%                 | +0.2%                 | +0.1%                 | +0.2%                 | +0.0%                 |
| Psychologists                          | 35           | +19                     | +15                     | +19                     | +13                     | +3                      | -2                      | +1.2%                 | +0.7%                 | +1.2%                 | +0.6%                 | +0.1%                 | -0.1%                 |
| Pharmacy                               | 1            | +1                      | +1                      | +1                      | +1                      | +1                      | +1                      | -1.0%                 | -1.0%                 | -1.0%                 | -1.0%                 | -1.0%                 | -1.0%                 |
| H&SC, Other                            | 7            | +0                      | +3                      | +3                      | -1                      | +2                      | -0                      | +0.1%                 | +0.7%                 | +0.8%                 | -0.1%                 | +0.4%                 | -0.0%                 |
| Management & Administrative            | 66           | +10                     | +7                      | +8                      | -5                      | -4                      | -0                      | +0.2%                 | +0.1%                 | +0.1%                 | -0.1%                 | -0.1%                 | -0.0%                 |
| Management (VIII & above)              | 4            | +1                      | +0                      | +2                      | +1                      | +1                      |                         | +0.5%                 | +0.1%                 | +1.0%                 | +0.3%                 | +0.3%                 | +0.0%                 |
| Administrative/ Supervisory (V to VII) | 31           | +13                     | +9                      | +4                      | +4                      | +6                      | +2                      | +0.7%                 | +0.4%                 | +0.2%                 | +0.1%                 | +0.3%                 | +0.1%                 |
| Clerical (III & IV)                    | 32           | -4                      | -2                      | +2                      | -10                     | -11                     | -2                      | -0.1%                 | -0.1%                 | +0.1%                 | -0.2%                 | -0.3%                 | -0.0%                 |
| General Support                        | 35           | -15                     | -18                     | -14                     | -7                      | -10                     | -1                      | -0.3%                 | -0.3%                 | -0.3%                 | -0.2%                 | -0.2%                 | -0.0%                 |
| Support                                | 29           | -15                     | -19                     | -15                     | -7                      | -10                     | -1                      | -0.3%                 | -0.4%                 | -0.3%                 | -0.2%                 | -0.2%                 | -0.0%                 |
| Maintenance/ Technical                 | 6            | +1                      | +1                      | +1                      | +0                      |                         |                         | +0.1%                 | +0.2%                 | +0.2%                 | +0.0%                 | +0.0%                 | +0.0%                 |
| Patient & Client Care                  | 59           | +14                     | +15                     | +9                      | +8                      | +4                      | +2                      | +0.3%                 | +0.3%                 | +0.2%                 | +0.2%                 | +0.1%                 | +0.0%                 |
| Health Care Assistants                 | 52           | +12                     | +11                     | +8                      | +7                      | +4                      | +3                      | +0.3%                 | +0.3%                 | +0.2%                 | +0.1%                 | +0.1%                 | +0.1%                 |
| Care, other                            | 7            | +2                      | +3                      | +1                      | +2                      | +1                      | -1                      | +0.6%                 | +0.9%                 | +0.3%                 | +0.3%                 | +0.2%                 | -0.1%                 |

Source: Health Service Personnel Census

Primary Care

| Sep 2022 (Dec 2016 figure: 768)        | WTE Sep 2022 | WTE change since Dec 16 | WTE change since Dec 17 | WTE change since Dec 18 | WTE change since Dec 19 | WTE change since Dec 20 | WTE change since Aug 22 | % change since Dec 16 | % change since Dec 17 | % change since Dec 18 | % change since Dec 19 | % change since Dec 20 | % change since Aug 22 |
|--|--------------|-------------------------|-------------------------|-------------------------|-------------------------|-------------------------|-------------------------|-----------------------|-----------------------|-----------------------|-----------------------|-----------------------|-----------------------|
| Overall                                | 860          | +92                     | +66                     | +27                     | +96                     | +50                     | -6                      | +12.0%                | +8.3%                 | +3.3%                 | +12.5%                | +6.1%                 | -0.7%                 |
| Medical & Dental                       | 91           | +1                      | +1                      | -1                      | +3                      | +12                     | +0                      | +0.0%                 | +0.0%                 | -0.0%                 | +0.0%                 | +0.1%                 | +0.0%                 |
| Consultants                            | 10           | +0                      | +0                      | +0                      | +1                      | +2                      | -0                      | +0.0%                 | +0.0%                 | +0.0%                 | +0.1%                 | +0.2%                 | -0.0%                 |
| Registrars                             | 30           | +2                      | +5                      | +2                      | +4                      | +7                      | +0                      | +0.1%                 | +0.2%                 | +0.1%                 | +0.2%                 | +0.3%                 | +0.0%                 |
| SHO/ Interns                           | 7            | +0                      | +0                      | +0                      | +0                      | +0                      | -1                      | +0.1%                 | +0.1%                 | +0.1%                 | +0.1%                 | +0.1%                 | -0.1%                 |
| Medical/ Dental, other                 | 44           | -2                      | -4                      | -4                      | -2                      | +3                      | +0                      | -0.0%                 | -0.1%                 | -0.1%                 | -0.0%                 | +0.1%                 | +0.0%                 |
| Nursing & Midwifery                    | 210          | +12                     | +1                      | +2                      | +0                      | +2                      | +1                      | +0.1%                 | +0.0%                 | +0.0%                 | +0.0%                 | +0.0%                 | +0.0%                 |
| Nurse/ Midwife Manager                 | 31           | +13                     | +11                     | +9                      | +9                      | +8                      | +3                      | +0.7%                 | +0.6%                 | +0.4%                 | +0.4%                 | +0.4%                 | +0.1%                 |
| Nurse/ Midwife Specialist & AN/MP      | 9            | +5                      | +3                      | +3                      | +3                      | +5                      | -0                      | +1.2%                 | +0.5%                 | +0.5%                 | +0.5%                 | +1.5%                 | -0.0%                 |
| Staff Nurse/ Staff Midwife             | 62           | +18                     | +21                     | +12                     | +11                     | +7                      | -4                      | +0.4%                 | +0.5%                 | +0.2%                 | +0.2%                 | +0.1%                 | -0.1%                 |
| Public Health Nurse                    | 102          | -15                     | -20                     | -16                     | -14                     | -9                      | -1                      | -0.1%                 | -0.2%                 | -0.1%                 | -0.1%                 | -0.1%                 | -0.0%                 |
| Nursing/ Midwifery Student             | 5            | -10                     | -14                     | -6                      | -9                      | -10                     | +3                      | -0.7%                 | -0.7%                 | -0.5%                 | -0.6%                 | -0.7%                 | +1.9%                 |
| Nursing/ Midwifery other               | 1            | +1                      | +1                      | +1                      | +1                      | -0                      | -0                      | -1.0%                 | -1.0%                 | -1.0%                 | -1.0%                 | -0.2%                 | -0.2%                 |
| Health & Social Care Professionals     | 188          | +16                     | +4                      | -4                      | +34                     | +25                     | -7                      | +0.1%                 | +0.0%                 | -0.0%                 | +0.2%                 | +0.2%                 | -0.0%                 |
| Therapy Professions                    | 138          | +23                     | +17                     | +12                     | +35                     | +28                     | -4                      | +0.2%                 | +0.1%                 | +0.1%                 | +0.3%                 | +0.3%                 | -0.0%                 |
| Health Science/ Diagnostics            | 16           | -6                      | -7                      | -8                      | -2                      | -4                      | -1                      | -0.3%                 | -0.3%                 | -0.3%                 | -0.1%                 | -0.2%                 | -0.1%                 |
| Social Care                            | 3            | +1                      | +1                      | -0                      | -1                      | +0                      |                         | +1.0%                 | +1.0%                 | -0.0%                 | -0.2%                 | +0.1%                 | +0.0%                 |
| Social Workers                         | 6            | -0                      | -1                      | -0                      | +1                      | +2                      | +0                      | -0.0%                 | -0.2%                 | -0.1%                 | +0.3%                 | +0.4%                 | +0.1%                 |
| Psychologists                          | 18           | -5                      | -7                      | -9                      | -1                      | -2                      | -2                      | -0.2%                 | -0.3%                 | -0.4%                 | -0.1%                 | -0.1%                 | -0.1%                 |
| Pharmacy                               | 1            | +1                      |                         |                         | +0                      |                         | +0                      | -1.0%                 | +0.0%                 | +0.0%                 | +0.3%                 | +0.0%                 | +0.0%                 |
| H&SC, Other                            | 6            | +1                      | +1                      | +2                      | +2                      | +2                      | +0                      | +0.2%                 | +0.2%                 | +0.6%                 | +0.6%                 | +0.6%                 | +0.0%                 |
| Management & Administrative            | 240          | +43                     | +37                     | +12                     | +30                     | +17                     | -1                      | +0.2%                 | +0.2%                 | +0.1%                 | +0.1%                 | +0.1%                 | -0.0%                 |
| Management (VIII & above)              | 30           | +7                      | -1                      | -7                      | -0                      | -1                      | +0                      | +0.3%                 | -0.0%                 | -0.2%                 | -0.0%                 | -0.0%                 | +0.0%                 |
| Administrative/ Supervisory (V to VII) | 77           | +27                     | +19                     | +2                      | +9                      | +12                     | +2                      | +0.5%                 | +0.3%                 | +0.0%                 | +0.1%                 | +0.2%                 | +0.0%                 |
| Clerical (III & IV)                    | 133          | +10                     | +19                     | +18                     | +22                     | +6                      | -3                      | +0.1%                 | +0.2%                 | +0.2%                 | +0.2%                 | +0.0%                 | -0.0%                 |
| General Support                        | 26           | -6                      | -6                      | -2                      | -0                      | -2                      | -0                      | -0.2%                 | -0.2%                 | -0.1%                 | -0.0%                 | -0.1%                 | -0.0%                 |
| Support                                | 24           | -6                      | -6                      | -2                      | -0                      | -2                      | -0                      | -0.2%                 | -0.2%                 | -0.1%                 | -0.0%                 | -0.1%                 | -0.0%                 |
| Maintenance/ Technical                 | 2            |                         |                         |                         |                         |                         |                         | +0.0%                 | +0.0%                 | +0.0%                 | +0.0%                 | +0.0%                 | +0.0%                 |
| Patient & Client Care                  | 106          | +26                     | +28                     | +20                     | +28                     | -4                      | +1                      | +0.3%                 | +0.4%                 | +0.2%                 | +0.4%                 | -0.0%                 | +0.0%                 |
| Health Care Assistants                 | 25           | +23                     | +23                     | +16                     | +19                     | -12                     | -0                      | +11.7%                | +11.7%                | +1.8%                 | +3.0%                 | -0.3%                 | -0.0%                 |
| Care, other                            | 80           | +3                      | +5                      | +3                      | +9                      | +9                      | +1                      | +0.0%                 | +0.1%                 | +0.0%                 | +0.1%                 | +0.1%                 | +0.0%                 |

Source: Health Service Personnel Census

Disabilities

| Sep 2022 (Dec 2016 figure: 1,816)      | WTE Sep 2022 | WTE change since Dec 16 | WTE change since Dec 17 | WTE change since Dec 18 | WTE change since Dec 19 | WTE change since Dec 20 | WTE change since Aug 22 | % change since Dec 16 | % change since Dec 17 | % change since Dec 18 | % change since Dec 19 | % change since Dec 20 | % change since Aug 22 |
|--|--------------|-------------------------|-------------------------|-------------------------|-------------------------|-------------------------|-------------------------|-----------------------|-----------------------|-----------------------|-----------------------|-----------------------|-----------------------|
| Overall                                | 1,212        | -604                    | +42                     | +57                     | +14                     | -5                      | -4                      | -33.2%                | +3.6%                 | +5.0%                 | +1.2%                 | -0.4%                 | -0.3%                 |
| Medical & Dental                       | 5            | -2                      | -2                      | +1                      | +1                      | +1                      |                         | -0.3%                 | -0.3%                 | +0.3%                 | +0.3%                 | +0.3%                 | +0.0%                 |
| Consultants                            | 3            | +0                      | +0                      | +1                      |                         |                         |                         | +0.1%                 | +0.1%                 | +0.5%                 | +0.0%                 | +0.0%                 | +0.0%                 |
| Registrars                             | 1            |                         | -1                      | +1                      | +1                      | +1                      |                         | +0.0%                 | -0.5%                 | -1.0%                 | -1.0%                 | -1.0%                 | +0.0%                 |
| SHO/ Interns                           |              | -1                      |                         |                         |                         |                         |                         | -1.0%                 | -1.0%                 | -1.0%                 | -1.0%                 | -1.0%                 | -1.0%                 |
| Medical/ Dental, other                 | 1            | -1                      | -1                      | -1                      |                         |                         |                         | -0.5%                 | -0.5%                 | -0.5%                 | +0.0%                 | +0.0%                 | +0.0%                 |
| Nursing & Midwifery                    | 177          | -147                    | -29                     | -17                     | -13                     | -8                      | +1                      | -0.5%                 | -0.1%                 | -0.1%                 | -0.1%                 | -0.0%                 | +0.0%                 |
| Nurse/ Midwife Manager                 | 40           | -38                     | -6                      | +0                      | -4                      | -4                      | +1                      | -0.5%                 | -0.1%                 | +0.0%                 | -0.1%                 | -0.1%                 | +0.0%                 |
| Nurse/ Midwife Specialist & AN/MP      |              | -2                      |                         |                         |                         |                         |                         | -1.0%                 | -1.0%                 | -1.0%                 | -1.0%                 | -1.0%                 | -1.0%                 |
| Staff Nurse/ Staff Midwife             | 137          | -108                    | -24                     | -18                     | -11                     | -6                      | -0                      | -0.4%                 | -0.2%                 | -0.1%                 | -0.1%                 | -0.0%                 | -0.0%                 |
| Public Health Nurse                    |              | -1                      |                         |                         |                         |                         |                         | -1.0%                 | -1.0%                 | -1.0%                 | -1.0%                 | -1.0%                 | -1.0%                 |
| Nursing/ Midwifery other               | 1            | +1                      | +1                      | +1                      | +1                      | +1                      |                         | -1.0%                 | -1.0%                 | -1.0%                 | -1.0%                 | -1.0%                 | +0.0%                 |
| Health & Social Care Professionals     | 432          | -167                    | +48                     | +57                     | +30                     | +4                      | -10                     | -0.3%                 | +0.1%                 | +0.2%                 | +0.1%                 | +0.0%                 | -0.0%                 |
| Therapy Professions                    | 27           | -25                     | -8                      | -14                     | -15                     | -16                     | -0                      | -0.5%                 | -0.2%                 | -0.3%                 | -0.4%                 | -0.4%                 | -0.0%                 |
| Social Care                            | 383          | -124                    | +61                     | +74                     | +49                     | +23                     | -9                      | -0.2%                 | +0.2%                 | +0.2%                 | +0.1%                 | +0.1%                 | -0.0%                 |
| Social Workers                         | 7            | -9                      | -4                      | -5                      | -5                      | -3                      |                         | -0.6%                 | -0.4%                 | -0.4%                 | -0.4%                 | -0.3%                 | +0.0%                 |
| Psychologists                          | 14           | -9                      | +0                      | +1                      | +1                      | +1                      | +0                      | -0.4%                 | +0.0%                 | +0.1%                 | +0.0%                 | +0.0%                 | +0.0%                 |
| H&SC, Other                            | 1            | +1                      | -2                      | +0                      | -0                      | +0                      |                         | +1.7%                 | -0.6%                 | +0.5%                 | -0.3%                 | +0.1%                 | +0.0%                 |
| Management & Administrative            | 154          | -6                      | +17                     | +16                     | +17                     | +15                     | +8                      | -0.0%                 | +0.1%                 | +0.1%                 | +0.1%                 | +0.1%                 | +0.1%                 |
| Management (VIII & above)              | 32           | -5                      | -2                      | -1                      | +1                      | +2                      | +1                      | -0.1%                 | -0.1%                 | -0.0%                 | +0.0%                 | +0.1%                 | +0.0%                 |
| Administrative/ Supervisory (V to VII) | 64           | +14                     | +16                     | +15                     | +11                     | +10                     | +4                      | +0.3%                 | +0.3%                 | +0.3%                 | +0.2%                 | +0.2%                 | +0.1%                 |
| Clerical (III & IV)                    | 58           | -15                     | +3                      | +2                      | +4                      | +2                      | +3                      | -0.2%                 | +0.1%                 | +0.0%                 | +0.1%                 | +0.0%                 | +0.1%                 |
| General Support                        | 26           | -68                     | -5                      | -6                      | -3                      | -4                      | +0                      | -0.7%                 | -0.2%                 | -0.2%                 | -0.1%                 | -0.1%                 | +0.0%                 |
| Support                                | 19           | -60                     | -8                      | -9                      | -3                      | -6                      | +0                      | -0.8%                 | -0.3%                 | -0.3%                 | -0.1%                 | -0.2%                 | +0.0%                 |
| Maintenance/ Technical                 | 7            | -8                      | +3                      | +3                      | +0                      | +2                      |                         | -0.5%                 | +0.8%                 | +0.8%                 | +0.0%                 | +0.4%                 | +0.0%                 |
| Patient & Client Care                  | 416          | -214                    | +13                     | +7                      | -17                     | -12                     | -2                      | -0.3%                 | +0.0%                 | +0.0%                 | -0.0%                 | -0.0%                 | -0.0%                 |
| Health Care Assistants                 | 188          | -109                    | +16                     | +14                     | +2                      | +5                      | -2                      | -0.4%                 | +0.1%                 | +0.1%                 | +0.0%                 | +0.0%                 | -0.0%                 |
| Care, other                            | 228          | -105                    | -3                      | -7                      | -18                     | -17                     | -1                      | -0.3%                 | -0.0%                 | -0.0%                 | -0.1%                 | -0.1%                 | -0.0%                 |

Source: Health Service Personnel Census

Older People

| Sep 2022 (Dec 2016 figure: 797)        | WTE Sep 2022 | WTE change since Dec 16 | WTE change since Dec 17 | WTE change since Dec 18 | WTE change since Dec 19 | WTE change since Dec 20 | WTE change since Aug 22 | % change since Dec 16 | % change since Dec 17 | % change since Dec 18 | % change since Dec 19 | % change since Dec 20 | % change since Aug 22 |
|--|--------------|-------------------------|-------------------------|-------------------------|-------------------------|-------------------------|-------------------------|-----------------------|-----------------------|-----------------------|-----------------------|-----------------------|-----------------------|
| Overall                                | 819          | +22                     | -9                      | +11                     | -4                      | +15                     | +2                      | +2.8%                 | -1.1%                 | +1.4%                 | -0.5%                 | +1.9%                 | +0.3%                 |
| Medical & Dental                       | 3            | -2                      | -2                      | -3                      | -2                      | -1                      | +0                      | -0.4%                 | -0.4%                 | -0.5%                 | -0.4%                 | -0.3%                 | +0.0%                 |
| Registrars                             | 1            |                         |                         | -1                      |                         |                         |                         | +0.0%                 | +0.0%                 | -0.5%                 | +0.0%                 | +0.0%                 | +0.0%                 |
| Medical/ Dental, other                 | 2            | -2                      | -2                      | -2                      | -2                      | -1                      | +0                      | -0.5%                 | -0.5%                 | -0.5%                 | -0.5%                 | -0.3%                 | +0.1%                 |
| Nursing & Midwifery                    | 269          | -2                      | -1                      | +2                      | -4                      | -0                      | +2                      | -0.0%                 | -0.0%                 | +0.0%                 | -0.0%                 | -0.0%                 | +0.0%                 |
| Nurse/ Midwife Manager                 | 64           | -1                      | -1                      | -3                      | -4                      | +2                      | +0                      | -0.0%                 | -0.0%                 | -0.0%                 | -0.1%                 | +0.0%                 | +0.0%                 |
| Nurse/ Midwife Specialist & AN/MP      | 1            | +1                      | +1                      |                         |                         |                         | +1                      | -1.0%                 | -1.0%                 | +0.0%                 | +0.0%                 | +0.0%                 | -1.0%                 |
| Staff Nurse/ Staff Midwife             | 204          | -1                      | -1                      | +6                      | +0                      | -2                      | +1                      | -0.0%                 | -0.0%                 | +0.0%                 | +0.0%                 | -0.0%                 | +0.0%                 |
| Health & Social Care Professionals     | 53           | -4                      | -4                      | -5                      | -13                     | -8                      | -1                      | -0.1%                 | -0.1%                 | -0.1%                 | -0.2%                 | -0.1%                 | -0.0%                 |
| Therapy Professions                    | 43           | +0                      | -1                      | -3                      | -7                      | -4                      | -0                      | +0.0%                 | -0.0%                 | -0.1%                 | -0.1%                 | -0.1%                 | -0.0%                 |
| Social Workers                         | 6            | -6                      | -6                      | -4                      | -6                      | -5                      | -1                      | -0.5%                 | -0.5%                 | -0.4%                 | -0.5%                 | -0.5%                 | -0.1%                 |
| Psychologists                          | 1            |                         | +1                      |                         | -2                      | -1                      |                         | +0.0%                 | -1.0%                 | +0.0%                 | -0.8%                 | -0.5%                 | +0.0%                 |
| Pharmacy                               | 4            | +1                      | +1                      | +1                      | +1                      | +1                      | +1                      | +0.5%                 | +0.5%                 | +0.5%                 | +0.5%                 | +0.5%                 | +0.2%                 |
| Management & Administrative            | 70           | +21                     | +17                     | +18                     | +14                     | +12                     | -1                      | +0.4%                 | +0.3%                 | +0.4%                 | +0.2%                 | +0.2%                 | -0.0%                 |
| Management (VIII & above)              | 9            | +6                      | +8                      | +7                      | +5                      | +4                      | -0                      | +2.0%                 | +7.9%                 | +3.4%                 | +1.2%                 | +0.8%                 | -0.0%                 |
| Administrative/ Supervisory (V to VII) | 32           | +12                     | +11                     | +11                     | +10                     | +12                     | +0                      | +0.6%                 | +0.5%                 | +0.5%                 | +0.4%                 | +0.6%                 | +0.0%                 |
| Clerical (III & IV)                    | 29           | +4                      | -1                      | +0                      | -1                      | -4                      | -2                      | +0.1%                 | -0.0%                 | +0.0%                 | -0.0%                 | -0.1%                 | -0.1%                 |
| General Support                        | 114          | -3                      | -7                      | +0                      | -2                      | +3                      | -1                      | -0.0%                 | -0.1%                 | +0.0%                 | -0.0%                 | +0.0%                 | -0.0%                 |
| Support                                | 106          | -1                      | -5                      | +1                      | -2                      | +4                      | -1                      | -0.0%                 | -0.0%                 | +0.0%                 | -0.0%                 | +0.0%                 | -0.0%                 |
| Maintenance/ Technical                 | 8            | -2                      | -2                      | -0                      | -0                      | -1                      |                         | -0.2%                 | -0.2%                 | -0.1%                 | -0.0%                 | -0.1%                 | +0.0%                 |
| Patient & Client Care                  | 310          | +12                     | -11                     | -1                      | +3                      | +9                      | +3                      | +0.0%                 | -0.0%                 | -0.0%                 | +0.0%                 | +0.0%                 | +0.0%                 |
| Health Care Assistants                 | 306          | +15                     | -8                      | +2                      | +5                      | +10                     | +3                      | +0.1%                 | -0.0%                 | +0.0%                 | +0.0%                 | +0.0%                 | +0.0%                 |
| Care, other                            | 5            | -3                      | -3                      | -3                      | -3                      | -1                      |                         | -0.4%                 | -0.4%                 | -0.4%                 | -0.4%                 | -0.2%                 | +0.0%                 |

Source: Health Service Personnel Census

|         |  |  |  |  |  |  |  |  |  |  |  |  |  |
|---------|--|--|--|--|--|--|--|--|--|--|--|--|--|
|         |  |  |  |  |  |  |  |  |  |  |  |  |  |
| Overall |  |  |  |  |  |  |  |  |  |  |  |  |  |

Source: Health Service Personnel Census