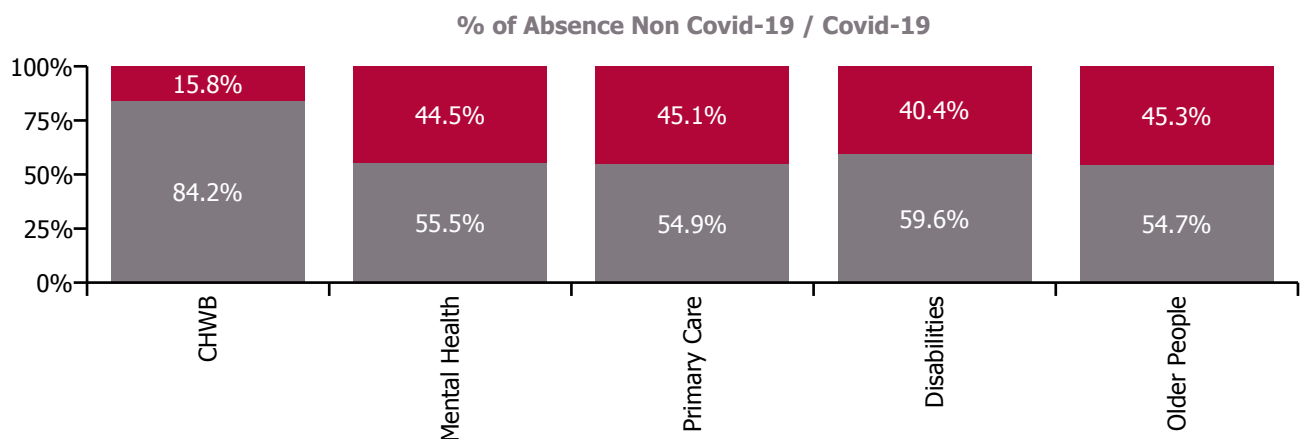
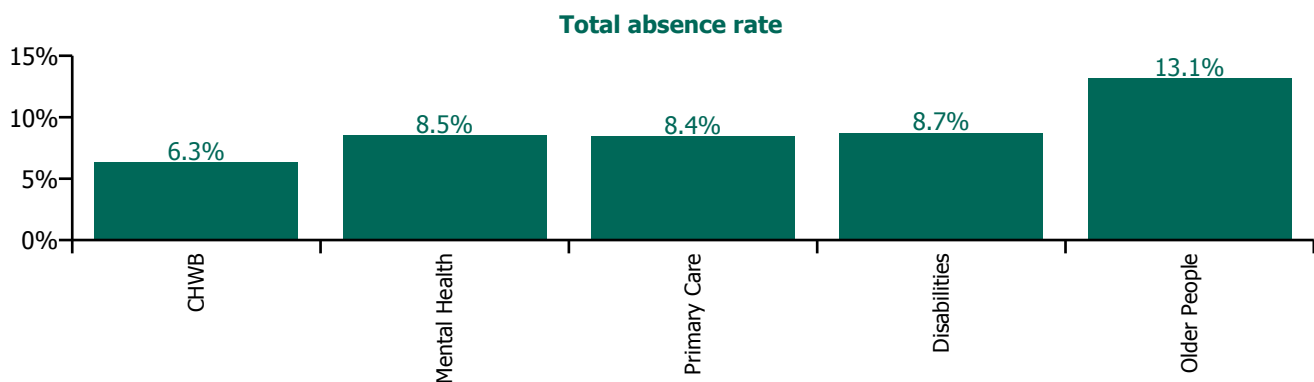


## January 2021

Health Service Absence Rate - by Staff Category: Jan 2021	Certified absence	Self-certified absence	Non Covid-19 absence	Covid-19 absence	Total absence rate	% Non Covid-19 absence	% Covid-19 absence
<b>CHO 8</b>	<b>5.1%</b>	<b>0.2%</b>	<b>5.3%</b>	<b>4.0%</b>	<b>9.4%</b>	<b>56.8%</b>	<b>43.2%</b>
Medical & Dental	1.8%	0.1%	1.8%	1.1%	3.0%	62.3%	37.7%
Nursing & Midwifery	6.0%	0.3%	6.3%	4.7%	11.0%	57.7%	42.3%
Health & Social Care Professionals	3.5%	0.1%	3.6%	2.1%	5.7%	62.8%	37.2%
Management & Administrative	4.1%	0.2%	4.3%	2.7%	7.0%	61.6%	38.4%
General Support	4.0%	0.2%	4.2%	3.6%	7.8%	53.9%	46.1%
Patient & Client Care	5.9%	0.3%	6.2%	5.4%	11.6%	53.6%	46.4%

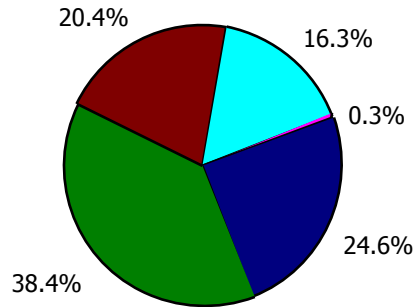
Health Service Absence Rate - by Care Group: Jan 2021	Certified absence	Self-certified absence	Non Covid-19 absence	Covid-19 absence	Total absence rate	% Non Covid-19 absence	% Covid-19 absence
<b>CHO 8</b>	<b>5.1%</b>	<b>0.2%</b>	<b>5.3%</b>	<b>4.0%</b>	<b>9.4%</b>	<b>56.8%</b>	<b>43.2%</b>
Community Health & Wellbeing	5.3%	0.0%	5.3%	1.0%	6.3%	84.2%	15.8%
Mental Health	4.4%	0.4%	4.7%	3.8%	8.5%	55.5%	44.5%
Primary Care	4.5%	0.1%	4.6%	3.8%	8.4%	54.9%	45.1%
Disabilities	5.0%	0.2%	5.2%	3.5%	8.7%	59.6%	40.4%
Older People	6.9%	0.3%	7.2%	5.9%	13.1%	54.7%	45.3%



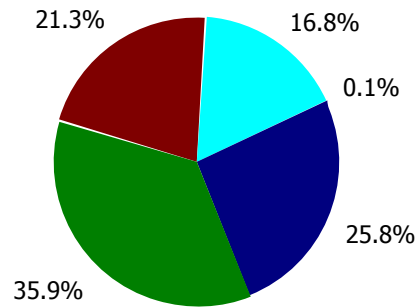
## January 2021

Health Service Absence Rate - by Care Group: Jan 2021	Medical & Dental	Nursing & Midwifery	Health & Social Care Professionals	Management & Administrative	General Support	Patient & Client Care	Certified absence	Self-certified absence	Non Covid-19 absence	Covid-19 absence	Total absence rate
<b>CHO 8</b>	<b>3.0%</b>	<b>11.0%</b>	<b>5.7%</b>	<b>7.0%</b>	<b>7.8%</b>	<b>11.6%</b>	<b>5.1%</b>	<b>0.2%</b>	<b>5.3%</b>	<b>4.0%</b>	<b>9.4%</b>
Community Health & Wellbeing			15.9%	5.8%			5.3%	0.0%	5.3%	1.0%	6.3%
Mental Health	1.4%	10.6%	2.9%	7.5%	10.0%	9.9%	4.4%	0.4%	4.7%	3.8%	8.5%
Primary Care	4.2%	11.5%	4.8%	8.2%	8.6%	10.7%	4.5%	0.1%	4.6%	3.8%	8.4%
Disabilities	0.0%	9.9%	6.6%	4.6%	7.1%	10.0%	5.0%	0.2%	5.2%	3.5%	8.7%
Older People	0.0%	12.7%	8.4%	5.9%	5.6%	15.6%	6.9%	0.3%	7.2%	5.9%	13.1%

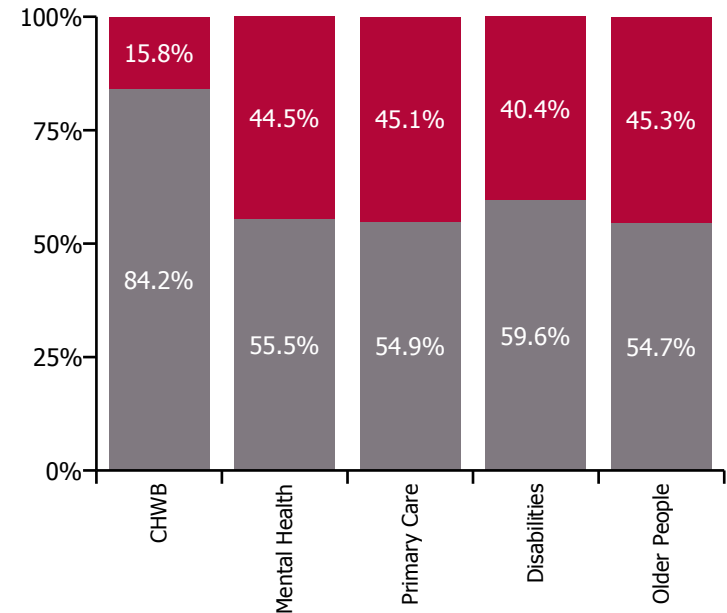
% of total lost hours



% of Covid-19 lost hours

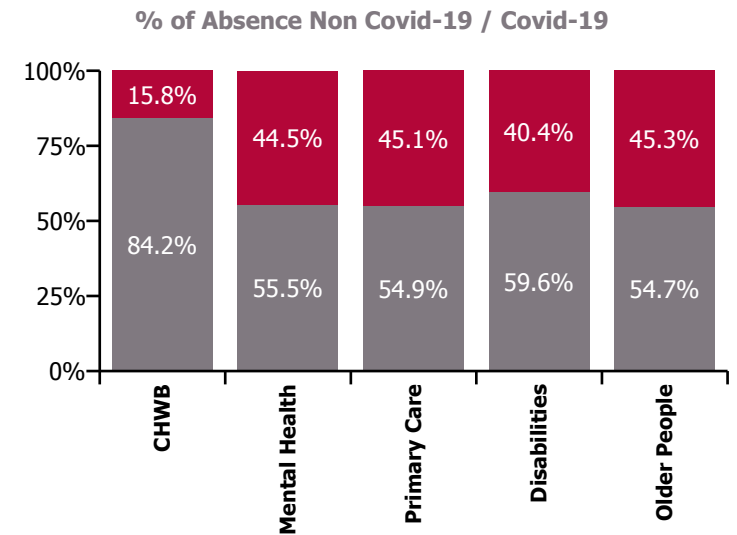
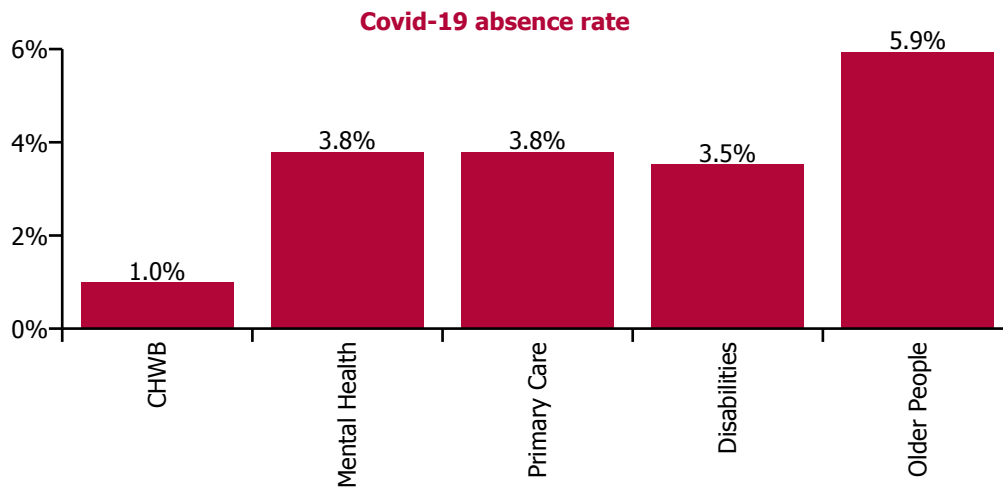


% of Absence Non Covid-19 / Covid-19



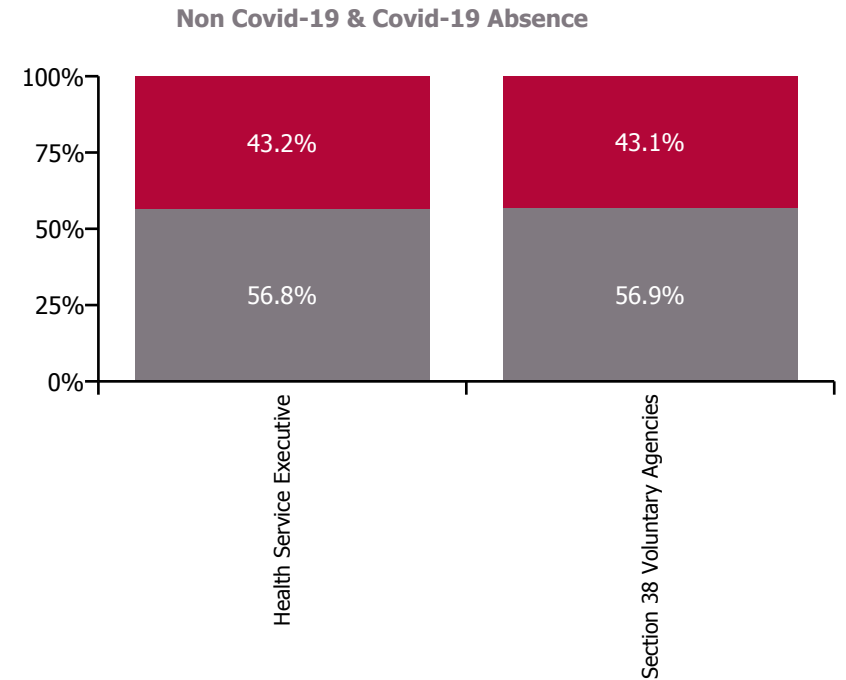
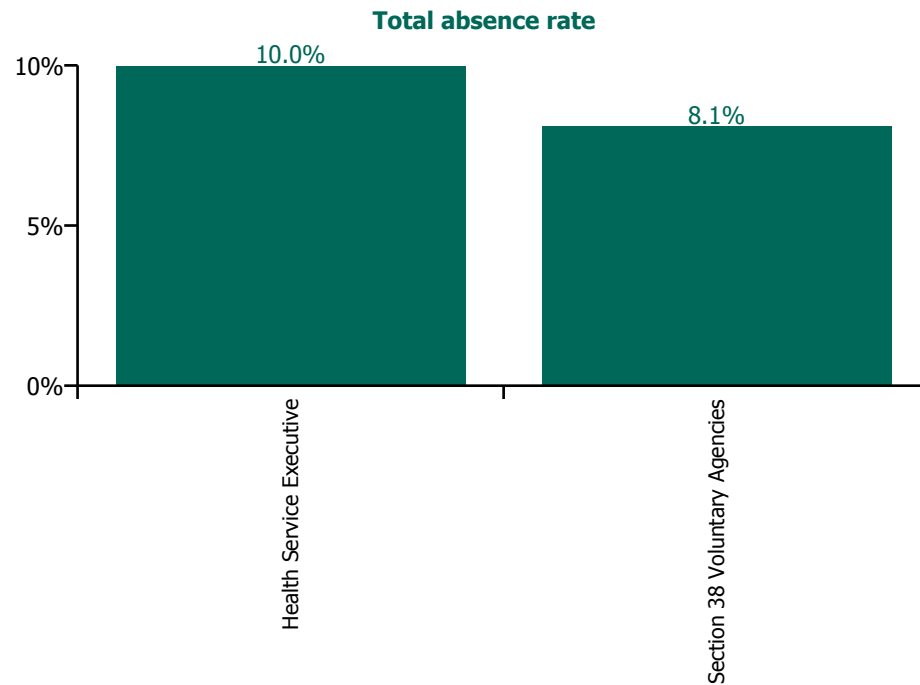
## January 2021

Health Service Covid-19 Absence Rate - by Staff Category & Care Group: Jan 2021	Medical & Dental	Nursing & Midwifery	Health & Social Care Professionals	Management & Administrative	General Support	Patient & Client Care	Covid-19 absence	Non Covid-19 absence	Total absence rate
<b>CHO 8</b>	<b>1.1%</b>	<b>4.7%</b>	<b>2.1%</b>	<b>7.0%</b>	<b>3.6%</b>	<b>5.4%</b>	<b>4.0%</b>	<b>5.3%</b>	<b>9.4%</b>
Community Health & Wellbeing			0.0%	5.8%			1.0%	5.3%	6.3%
Mental Health	1.1%	4.3%	1.3%	7.5%	5.8%	6.0%	3.8%	4.7%	8.5%
Primary Care	1.2%	5.1%	1.6%	8.2%	2.8%	6.0%	3.8%	4.6%	8.4%
Disabilities	0.0%	3.8%	2.5%	4.6%	1.5%	4.4%	3.5%	5.2%	8.7%
Older People	0.0%	6.0%	2.0%	5.9%	4.0%	6.9%	5.9%	7.2%	13.1%



## January 2021

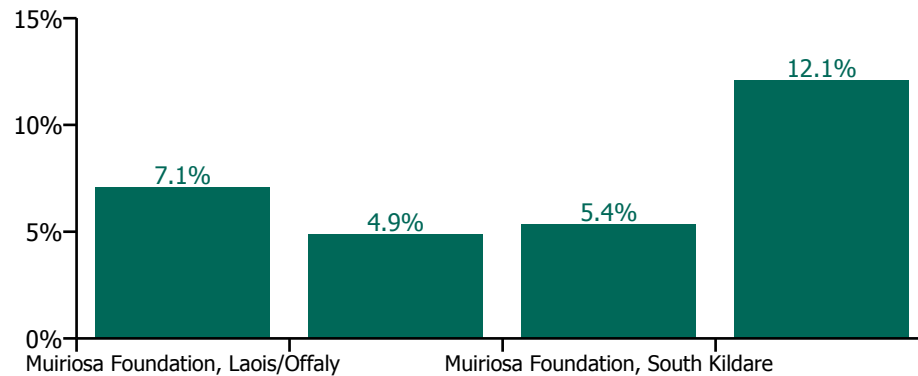
Health Service Absence Rate - by Care Group: Jan 2021	Medical & Dental	Nursing & Midwifery	Health & Social Care Professionals	Management & Administrative	General Support	Patient & Client Care	Certified absence	Self-certified absence	Non Covid-19 absence	Covid-19 absence	Total absence rate
<b>CHO 8</b>	<b>3.0%</b>	<b>11.0%</b>	<b>5.7%</b>	<b>7.0%</b>	<b>7.8%</b>	<b>11.6%</b>	<b>5.1%</b>	<b>0.2%</b>	<b>5.3%</b>	<b>4.0%</b>	<b>9.4%</b>
<b>Health Service Executive</b>	<b>3.0%</b>	<b>11.4%</b>	<b>4.8%</b>	<b>7.7%</b>	<b>8.3%</b>	<b>13.6%</b>	<b>5.4%</b>	<b>0.3%</b>	<b>5.7%</b>	<b>4.3%</b>	<b>10.0%</b>
Community Health & Wellbeing			15.9%	5.8%			5.3%	0.0%	5.3%	1.0%	6.3%
Mental Health	1.4%	10.6%	2.9%	7.5%	10.0%	9.9%	4.4%	0.4%	4.7%	3.8%	8.5%
Primary Care	4.2%	11.5%	4.8%	8.2%	8.6%	10.7%	4.5%	0.1%	4.6%	3.8%	8.4%
Disabilities	0.0%	10.6%	6.2%	8.6%	10.2%	13.9%	7.0%	0.3%	7.3%	3.7%	10.9%
Older People	0.0%	12.7%	8.4%	5.9%	5.6%	15.6%	6.9%	0.3%	7.2%	5.9%	13.1%
<b>Section 38 Voluntary Agencies</b>	<b>0.0%</b>	<b>9.6%</b>	<b>6.7%</b>	<b>1.6%</b>	<b>6.8%</b>	<b>9.1%</b>	<b>4.4%</b>	<b>0.2%</b>	<b>4.6%</b>	<b>3.5%</b>	<b>8.1%</b>



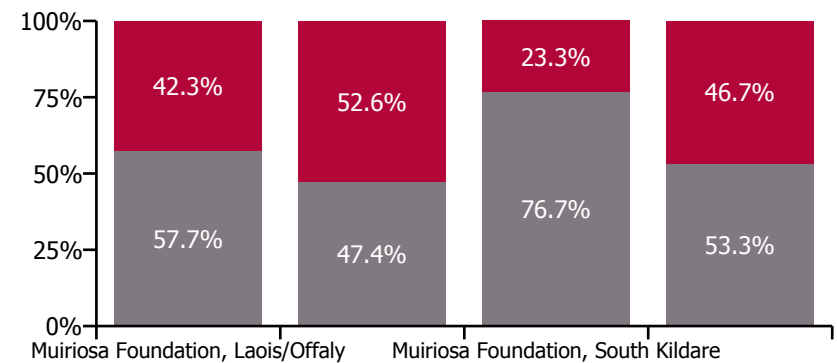
## January 2021

Health Service Absence Rate - by Care Group: Jan 2021	Medical & Dental	Nursing & Midwifery	Health & Social Care Professionals	Management & Administrative	General Support	Patient & Client Care	Certified absence	Self-certified absence	Non Covid-19 absence	Covid-19 absence	Total absence rate
<b>CHO 8</b>	<b>0.0%</b>	<b>9.6%</b>	<b>6.7%</b>	<b>1.6%</b>	<b>6.8%</b>	<b>9.1%</b>	<b>4.4%</b>	<b>0.2%</b>	<b>4.6%</b>	<b>3.5%</b>	<b>8.1%</b>
<b>Section 38 Voluntary Agencies</b>	<b>0.0%</b>	<b>9.6%</b>	<b>6.7%</b>	<b>1.6%</b>	<b>6.8%</b>	<b>9.1%</b>	<b>4.4%</b>	<b>0.2%</b>	<b>4.6%</b>	<b>3.5%</b>	<b>8.1%</b>
Muiriosa Foundation, Laois/Offaly		8.4%	8.5%	3.9%	0.0%	6.2%	4.0%	0.1%	4.1%	3.0%	7.1%
Muiriosa Foundation, Longford/Westmeath		2.3%	5.1%	2.1%	0.0%	5.3%	2.3%	0.1%	2.3%	2.6%	4.9%
Muiriosa Foundation, South Kildare		3.1%	5.1%	0.0%	0.9%	7.6%	3.9%	0.2%	4.1%	1.2%	5.4%
St. John of God, Drumcar	0.0%	11.9%	9.0%	1.1%	14.2%	13.5%	6.1%	0.3%	6.5%	5.6%	12.1%

**Total absence rate**



**Non Covid-19 & Covid-19 Absence**

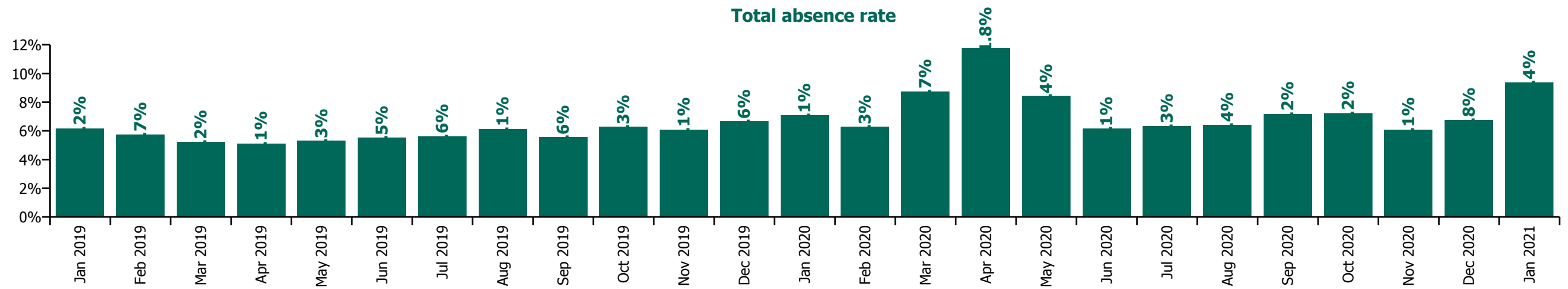
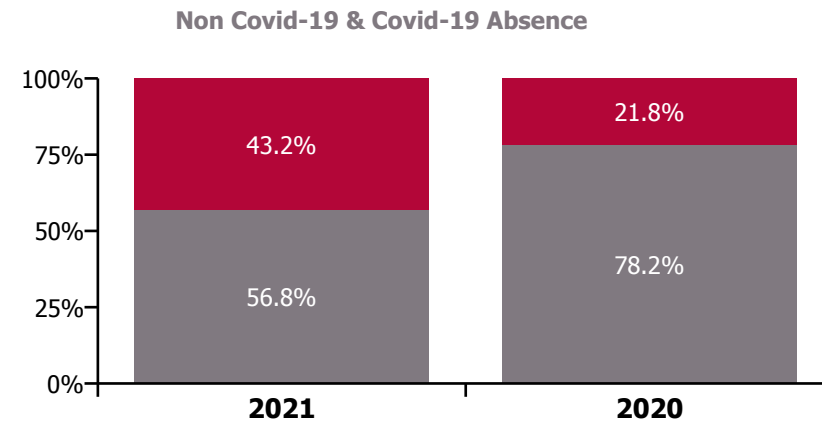
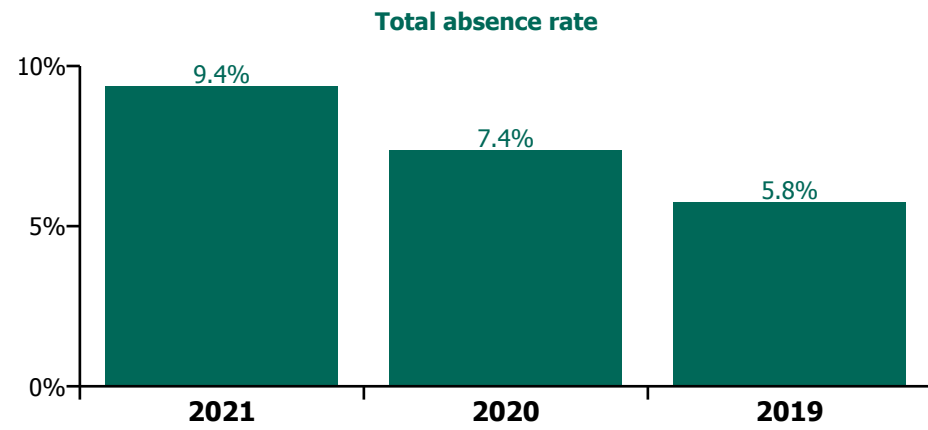


## CHO 8 by Staff Category

Year/ month	Medical & Dental	Nursing & Midwifery	Health & Social Care Professionals	Management & Administrative	General Support	Patient & Client Care	Certified absence	Self-certified absence	Non Covid-19 absence	Covid-19 absence	Total absence rate
<b>2021</b>	<b>3.0%</b>	<b>11.0%</b>	<b>5.7%</b>	<b>7.0%</b>	<b>7.8%</b>	<b>11.6%</b>	<b>5.1%</b>	<b>0.2%</b>	<b>5.3%</b>	<b>4.0%</b>	<b>9.4%</b>
Jan 2021	3.0%	11.0%	5.7%	7.0%	7.8%	11.6%	5.1%	0.2%	5.3%	4.0%	9.4%
<b>2020</b>	<b>2.7%</b>	<b>8.0%</b>	<b>5.2%</b>	<b>5.3%</b>	<b>7.1%</b>	<b>9.4%</b>	<b>5.4%</b>	<b>0.3%</b>	<b>5.8%</b>	<b>1.6%</b>	<b>7.4%</b>
Dec 2020	1.7%	8.7%	4.3%	4.8%	6.7%	7.7%	4.9%	0.3%	5.2%	1.6%	6.8%
Nov 2020	2.4%	6.9%	3.3%	4.2%	6.6%	8.0%	4.4%	0.3%	4.6%	1.5%	6.1%
Oct 2020	1.9%	7.6%	5.4%	5.0%	7.2%	9.4%	5.3%	0.3%	5.6%	1.6%	7.2%
Sep 2020	3.1%	8.5%	4.8%	4.6%	6.9%	8.8%	5.5%	0.3%	5.8%	1.4%	7.2%
Aug 2020	2.0%	6.7%	4.8%	4.9%	6.5%	8.1%	5.5%	0.3%	5.8%	0.6%	6.4%
Jul 2020	1.3%	6.6%	4.3%	3.9%	5.2%	9.0%	5.3%	0.3%	5.6%	0.7%	6.3%
Jun 2020	1.3%	6.2%	4.2%	3.8%	4.3%	8.9%	4.9%	0.3%	5.2%	1.0%	6.1%
May 2020	3.1%	8.9%	5.5%	4.5%	6.7%	11.9%	5.5%	0.3%	5.8%	2.7%	8.4%
Apr 2020	5.2%	13.2%	7.9%	6.9%	13.5%	15.1%	6.1%	0.2%	6.3%	5.5%	11.8%
Mar 2020	5.7%	9.3%	7.5%	7.9%	8.0%	9.6%	5.8%	0.4%	6.2%	2.6%	8.7%
Feb 2020	2.1%	6.2%	4.9%	6.2%	5.4%	7.6%	5.7%	0.6%	6.3%		6.3%
Jan 2020	2.0%	7.1%	5.8%	6.7%	8.1%	8.4%	6.5%	0.6%	7.1%		7.1%
<b>2019</b>	<b>1.3%</b>	<b>6.4%</b>	<b>4.6%</b>	<b>4.7%</b>	<b>5.9%</b>	<b>6.7%</b>	<b>5.2%</b>	<b>0.6%</b>	<b>5.8%</b>		<b>5.8%</b>
Dec 2019	2.0%	7.2%	5.7%	6.5%	6.3%	7.2%	6.0%	0.6%	6.6%		6.6%
Nov 2019	1.7%	6.8%	5.1%	4.9%	6.8%	6.9%	5.5%	0.5%	6.1%		6.1%
Oct 2019	1.5%	6.6%	5.0%	4.2%	6.5%	7.9%	5.7%	0.5%	6.3%		6.3%
Sep 2019	1.2%	5.7%	4.9%	4.2%	6.7%	6.6%	5.1%	0.5%	5.6%		5.6%
Aug 2019	2.0%	6.4%	4.5%	4.7%	7.2%	7.5%	5.7%	0.4%	6.1%		6.1%
Jul 2019	0.8%	5.6%	3.9%	5.1%	5.7%	7.3%	5.2%	0.4%	5.6%		5.6%
Jun 2019	0.9%	6.1%	3.8%	3.5%	5.6%	7.0%	5.1%	0.4%	5.5%		5.5%
May 2019	0.6%	5.8%	3.6%	4.1%	5.0%	6.8%	4.8%	0.5%	5.3%		5.3%
Apr 2019	1.0%	6.2%	4.4%	4.0%	5.2%	5.4%	4.6%	0.5%	5.1%		5.1%
Mar 2019	1.2%	5.6%	4.3%	4.6%	4.5%	6.0%	4.8%	0.4%	5.2%		5.2%
Feb 2019	1.5%	7.6%	4.5%	4.4%	5.5%	5.7%	4.8%	1.0%	5.7%		5.7%
Jan 2019	1.0%	6.8%	5.1%	5.8%	6.5%	6.8%	5.4%	0.8%	6.2%		6.2%
<b>2018</b>	<b>2.2%</b>	<b>6.4%</b>	<b>4.3%</b>	<b>5.0%</b>	<b>6.1%</b>	<b>7.0%</b>	<b>5.4%</b>	<b>0.5%</b>	<b>5.9%</b>		<b>5.9%</b>

CHO 8 by Care Group

Year/ month	CHWB	Mental Health	Primary Care	Disabilities	Older People	Health Service Executive	Disabilities	Section 38 Voluntary Agencies	Certified absence	Self-certified absence	Non Covid-19 absence	Covid-19 absence	Total absence rate
2021	6.3%	8.5%	8.4%	10.9%	13.1%	10.0%	8.1%	8.1%	5.1%	0.2%	5.3%	4.0%	9.4%
Jan 2021	6.3%	8.5%	8.4%	10.9%	13.1%	10.0%	8.1%	8.1%	5.1%	0.2%	5.3%	4.0%	9.4%
2020	4.7%	7.6%	6.0%	10.5%	10.2%	8.2%	5.4%	5.4%	5.4%	0.3%	5.8%	1.6%	7.4%
Dec 2020	7.8%	7.1%	5.5%	10.0%	10.3%	7.8%	3.9%	3.9%	4.9%	0.3%	5.2%	1.6%	6.8%
Nov 2020	4.2%	5.9%	4.6%	9.2%	9.6%	6.9%	4.0%	4.0%	4.4%	0.3%	4.6%	1.5%	6.1%
Oct 2020	2.0%	6.7%	6.1%	11.2%	10.7%	8.2%	4.7%	4.7%	5.3%	0.3%	5.6%	1.6%	7.2%
Sep 2020	2.1%	8.3%	5.7%	10.8%	10.1%	8.2%	4.4%	4.4%	5.5%	0.3%	5.8%	1.4%	7.2%
Aug 2020	2.6%	7.0%	5.4%	11.2%	8.7%	7.5%	4.2%	4.2%	5.5%	0.3%	5.8%	0.6%	6.4%
Jul 2020	6.9%	6.1%	4.8%	10.2%	8.5%	6.9%	4.7%	4.7%	5.3%	0.3%	5.6%	0.7%	6.3%
Jun 2020	7.1%	6.1%	4.8%	8.6%	9.1%	6.8%	4.3%	4.3%	4.9%	0.3%	5.2%	1.0%	6.1%
May 2020	6.3%	8.4%	5.5%	10.0%	11.8%	8.6%	7.9%	7.9%	5.5%	0.3%	5.8%	2.7%	8.4%
Apr 2020	6.7%	11.8%	8.9%	14.2%	14.5%	11.9%	11.4%	11.4%	6.1%	0.2%	6.3%	5.5%	11.8%
Mar 2020	6.4%	10.2%	8.5%	11.9%	11.0%	10.1%	5.9%	5.9%	5.8%	0.4%	6.2%	2.6%	8.7%
Feb 2020	0.4%	6.7%	5.6%	8.9%	8.7%	7.2%	4.0%	4.0%	5.7%	0.6%	6.3%		6.3%
Jan 2020		6.8%	6.7%	9.3%	9.1%	7.7%	5.1%	5.1%	6.5%	0.6%	7.1%		7.1%
2019		5.7%	5.4%	8.0%	7.9%	6.5%	4.0%	4.0%	5.2%	0.6%	5.8%		5.8%
Dec 2019		7.2%	7.0%	8.5%	8.8%	7.8%	3.8%	3.8%	6.0%	0.6%	6.6%		6.6%
Nov 2019		6.2%	5.8%	7.5%	8.6%	6.9%	3.9%	3.9%	5.5%	0.5%	6.1%		6.1%
Oct 2019		5.7%	5.6%	8.0%	9.5%	7.0%	4.3%	4.3%	5.7%	0.5%	6.3%		6.3%
Sep 2019		5.6%	4.9%	8.1%	7.8%	6.3%	4.1%	4.1%	5.1%	0.5%	5.6%		5.6%
Aug 2019		5.9%	5.6%	8.5%	8.2%	6.8%	4.4%	4.4%	5.7%	0.4%	6.1%		6.1%
Jul 2019		5.7%	4.5%	7.6%	7.5%	6.0%	4.5%	4.5%	5.2%	0.4%	5.6%		5.6%
Jun 2019		5.6%	4.6%	8.0%	7.5%	6.2%	4.0%	4.0%	5.1%	0.4%	5.5%		5.5%
May 2019		5.1%	4.3%	7.9%	6.9%	5.7%	4.1%	4.1%	4.8%	0.5%	5.3%		5.3%
Apr 2019		5.5%	5.1%	8.0%	6.6%	6.0%	3.3%	3.3%	4.6%	0.5%	5.1%		5.1%
Mar 2019		5.0%	4.5%	8.2%	7.0%	5.8%	3.8%	3.8%	4.8%	0.4%	5.2%		5.2%
Feb 2019		5.5%	6.6%	7.6%	7.7%	6.7%	3.5%	3.5%	4.8%	1.0%	5.7%		5.7%
Jan 2019		5.3%	6.2%	8.0%	8.8%	6.9%	4.1%	4.1%	5.4%	0.8%	6.2%		6.2%





CHO 8 Section 38's

Year/ month	Muiriosa Foundation, Laois/Offaly	Muiriosa Foundation, Longford/Westmeath	Muiriosa Foundation, South Kildare	St. John of God, Drumcar	Section 38 Voluntary Agencies	Certified absence	Self-certified absence	Non Covid-19 absence	Covid-19 absence	Total absence rate
2021	7.1%	4.9%	5.4%	12.1%	8.1%	4.4%	0.2%	4.6%	3.5%	8.1%
Jan 2021	7.1%	4.9%	5.4%	12.1%	8.1%	4.4%	0.2%	4.6%	3.5%	8.1%
2020	5.3%	3.5%	5.5%	6.1%	5.4%	3.9%	0.2%	4.2%	1.2%	5.4%
Dec 2020	3.8%	2.3%	3.7%	4.8%	3.9%	2.9%	0.2%	3.1%	0.7%	3.9%
Nov 2020	3.7%	1.6%	4.4%	4.9%	4.0%	2.9%	0.2%	3.0%	1.0%	4.0%
Oct 2020	4.9%	2.3%	3.9%	5.9%	4.7%	3.4%	0.2%	3.7%	1.0%	4.7%
Sep 2020	5.6%	3.5%	3.5%	4.7%	4.4%	3.4%	0.2%	3.6%	0.8%	4.4%
Aug 2020	5.3%	2.9%	4.4%	4.2%	4.2%	3.8%	0.2%	4.0%	0.2%	4.2%
Jul 2020	4.4%	3.0%	4.5%	5.7%	4.7%	4.3%	0.2%	4.6%	0.2%	4.7%
Jun 2020	4.1%	3.5%	6.7%	3.6%	4.3%	3.6%	0.2%	3.7%	0.6%	4.3%
May 2020	9.0%	5.6%	9.5%	7.4%	7.9%	5.0%	0.2%	5.1%	2.7%	7.9%
Apr 2020	9.1%	5.2%	9.9%	15.4%	11.4%	5.7%	0.1%	5.8%	5.6%	11.4%
Mar 2020	6.3%	4.9%	5.8%	6.2%	5.9%	3.9%	0.3%	4.2%	1.6%	5.9%
Feb 2020	3.1%	3.1%	4.0%	4.7%	4.0%	3.6%	0.4%	4.0%		4.0%
Jan 2020	3.4%	4.0%	5.1%	6.1%	5.1%	4.7%	0.5%	5.1%		5.1%
2019	3.0%	4.0%	4.5%	4.1%	4.0%	3.6%	0.4%	4.0%		4.0%
Dec 2019	4.0%	4.9%	4.3%	3.0%	3.8%	3.3%	0.4%	3.8%		3.8%
Nov 2019	3.5%	4.1%	3.4%	4.2%	3.9%	3.5%	0.4%	3.9%		3.9%
Oct 2019	4.2%	4.2%	3.8%	4.6%	4.3%	3.9%	0.4%	4.3%		4.3%
Sep 2019	3.5%	4.6%	5.1%	3.5%	4.1%	3.8%	0.3%	4.1%		4.1%
Aug 2019	3.1%	4.3%	4.2%	5.0%	4.4%	4.2%	0.3%	4.4%		4.4%
Jul 2019	3.3%	3.9%	5.4%	4.8%	4.5%	4.2%	0.3%	4.5%		4.5%
Jun 2019	2.2%	3.2%	4.5%	4.7%	4.0%	3.7%	0.3%	4.0%		4.0%
May 2019	2.3%	3.3%	5.1%	4.7%	4.1%	3.7%	0.4%	4.1%		4.1%
Apr 2019	1.7%	3.5%	4.2%	3.5%	3.3%	2.9%	0.4%	3.3%		3.3%
Mar 2019	3.1%	3.9%	4.3%	3.8%	3.8%	3.4%	0.3%	3.8%		3.8%
Feb 2019	3.0%	4.1%	4.4%	3.0%	3.5%	3.1%	0.4%	3.5%		3.5%
Jan 2019	2.9%	4.3%	4.9%	4.1%	4.1%	3.8%	0.4%	4.1%		4.1%

