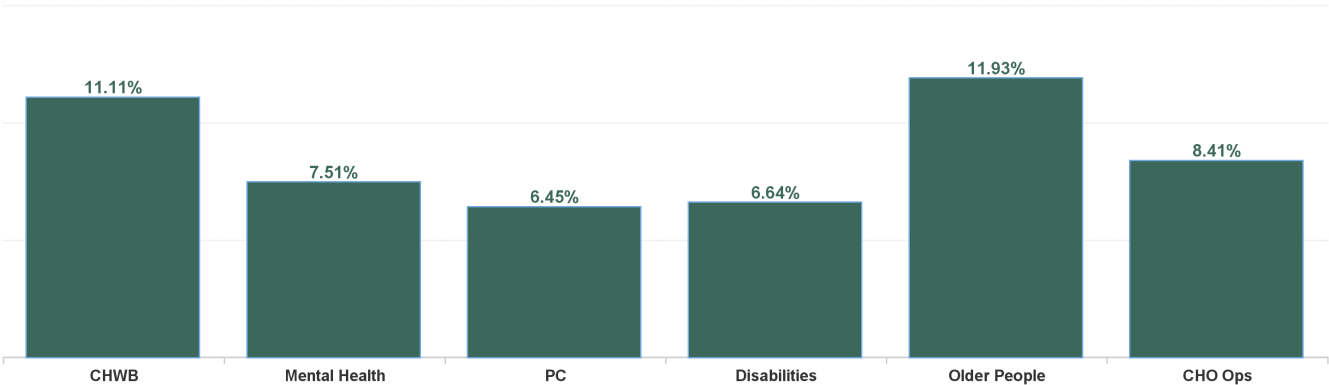


January 2024

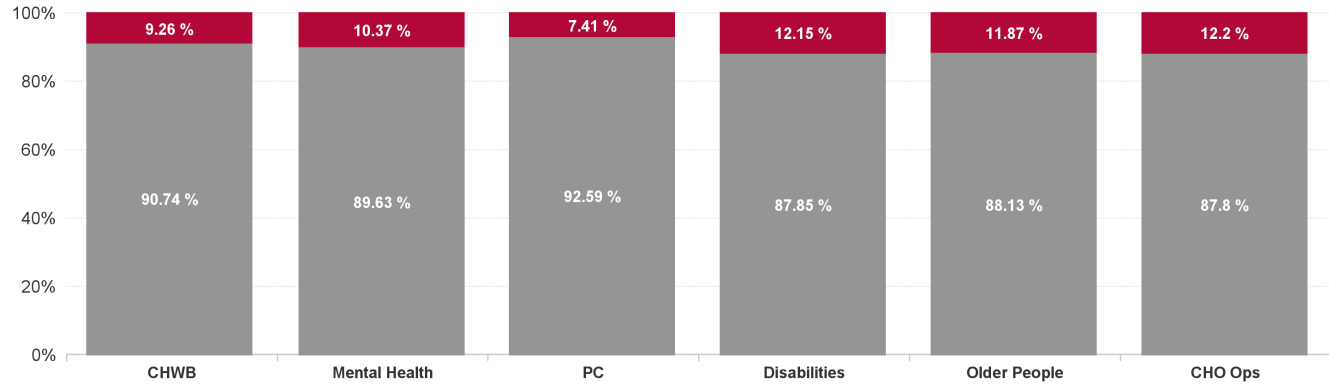
Health Service Absence Rate - by Staff Category: Jan 2024	Certified absence	Self- certified absence	Non Covid-19 absence	Covid-19 absence	Total absence rate	% Non Covid-19 absence	% Covid-19 absence
CHO 8	6.27%	0.66%	6.93%	0.84%	7.77%	89.20%	10.80%
Medical & Dental	2.94%	0.19%	3.14%	0.14%	3.28%	95.67%	4.33%
Nursing & Midwifery	6.92%	0.78%	7.70%	0.91%	8.60%	89.45%	10.55%
Health & Social Care Professionals	4.51%	0.60%	5.11%	0.66%	5.77%	88.48%	11.52%
Management & Administrative	5.89%	0.60%	6.48%	0.54%	7.03%	92.25%	7.75%
General Support	6.74%	0.55%	7.29%	0.51%	7.80%	93.46%	6.54%
Patient & Client Care	7.14%	0.68%	7.82%	1.11%	8.94%	87.56%	12.44%

Health Service Absence Rate - by Care Group: Jan 2024	Certified absence	Self- certified absence	Non Covid-19 absence	Covid-19 absence	Total absence rate	% Non Covid-19 absence	% Covid-19 absence
CHO 8	6.27%	0.66%	6.93%	0.84%	7.77%	89.20%	10.80%
Community Health & Wellbeing	9.28%	0.80%	10.08%	1.03%	11.11%	90.74%	9.26%
Primary Care	5.51%	0.46%	5.97%	0.48%	6.45%	92.59%	7.41%
Disabilities	5.26%	0.57%	5.83%	0.81%	6.64%	87.85%	12.15%
Mental Health	5.93%	0.80%	6.73%	0.78%	7.51%	89.63%	10.37%
Older People	9.55%	0.97%	10.52%	1.42%	11.93%	88.13%	11.87%
CHO Operations	6.94%	0.44%	7.38%	1.03%	8.41%	87.80%	12.20%
Community Services	6.27%	0.66%	6.93%	0.84%	7.77%	89.20%	10.80%

Total Absence Rate

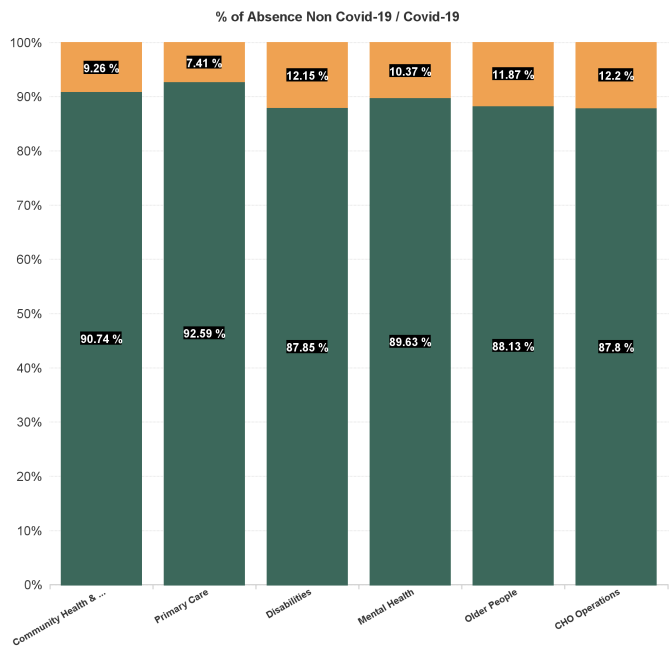
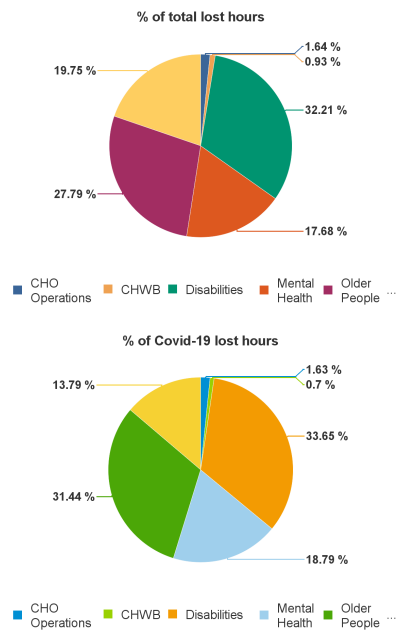


% of Absence Non Covid-19 / Covid-19



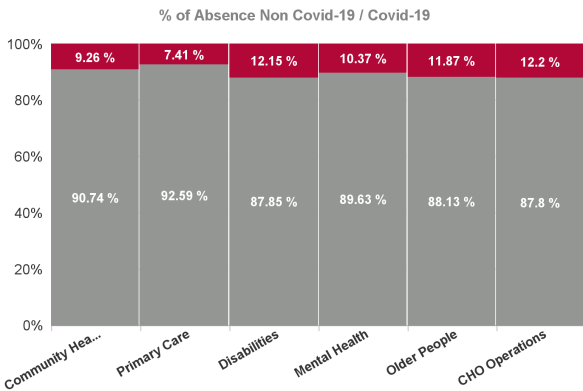
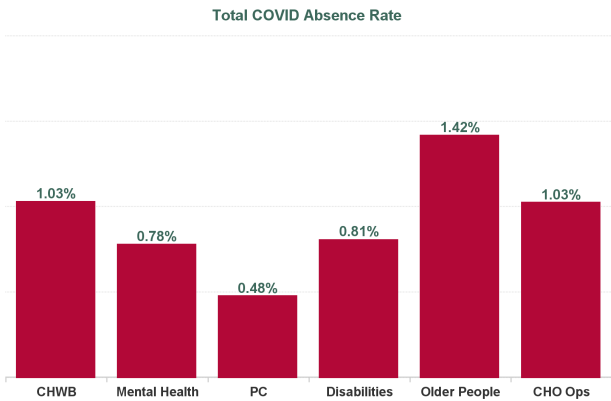
January 2024

Health Service Absence Rate - by Care Group : Jan 2024	Certified absence	Self- certified absence	Non Covid-19 absence	Covid-19 absence	Total absence rate	Medical & Dental	Nursing & Midwifery	Health & Social Care Professionals	Management & Administrative	General Support	Patient & Client Care
CHO 8	6.27%	0.66%	6.93%	0.84%	7.77%	3.28%	8.60%	5.77%	7.03%	7.80%	8.94%
Community Health & Wellbeing	9.28%	0.80%	10.08%	1.03%	11.11%			0.00%	20.88%		3.86%
Primary Care	5.51%	0.46%	5.97%	0.48%	6.45%	2.96%	7.35%	6.16%	6.77%	6.60%	7.11%
Disabilities	5.26%	0.57%	5.83%	0.81%	6.64%	0.00%	8.65%	5.15%	6.07%	7.37%	6.54%
Mental Health	5.93%	0.80%	6.73%	0.78%	7.51%	3.95%	8.19%	6.42%	7.29%	5.11%	9.44%
Older People	9.55%	0.97%	10.52%	1.42%	11.93%	0.00%	10.87%	8.09%	5.38%	11.27%	14.37%
CHO Operations	6.94%	0.44%	7.38%	1.03%	8.41%	0.00%	4.72%	6.93%	9.17%	0.00%	0.00%
Community Services	6.27%	0.66%	6.93%	0.84%	7.77%	3.28%	8.60%	5.77%	7.03%	7.80%	8.94%



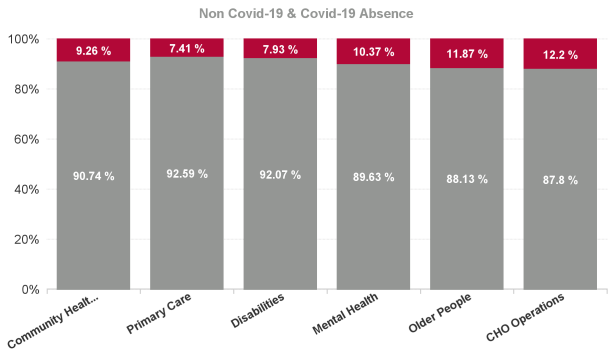
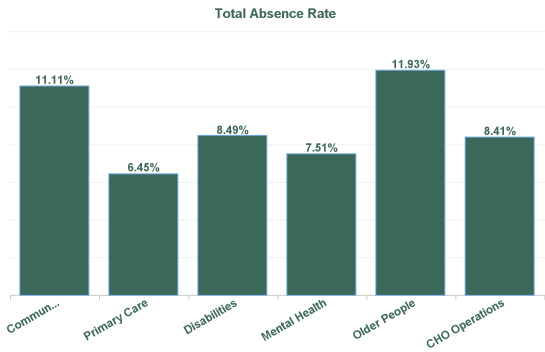
January 2024

Health Service Absence Rate - by Care Group : Jan 2024	Non Covid-19 absence	Covid-19 absence	Total absence rate	Medical & Dental	Nursing & Midwifery	Health & Social Care Professionals	Management & Administrative	General Support	Patient & Client Care
CHO 8	6.93%	0.84%	7.77%	0.14%	0.91%	0.66%	0.54%	0.51%	1.11%
Community Health & Wellbeing	10.08%	1.03%	11.11%			0.00%	0.00%		1.93%
Primary Care	5.97%	0.48%	6.45%	0.00%	0.82%	0.31%	0.31%	0.38%	0.85%
Disabilities	5.83%	0.81%	6.64%	0.00%	0.91%	0.94%	0.76%	0.38%	0.73%
Mental Health	6.73%	0.78%	7.51%	0.35%	0.98%	0.33%	0.11%	0.66%	1.33%
Older People	10.52%	1.42%	11.93%	0.00%	0.92%	1.83%	1.10%	0.53%	1.87%
CHO Operations	7.38%	1.03%	8.41%	0.00%	0.00%	0.00%	1.20%	0.00%	0.00%
Community Services	6.93%	0.84%	7.77%	0.14%	0.91%	0.66%	0.54%	0.51%	1.11%



January 2024

Health Service Absence Rate - by Admin : Jan 2024	Certified absence	Self- certified absence	Non- Covid-19 absence	Covid-19 absence	Total absence rate	Medical & Dental	Nursing & Midwifery	Health & Social Care Professionals	Management & Administrative	General Support	Patient & Client Care
Total	6.27%	0.66%	6.93%	0.84%	7.77%	3.28%	8.60%	5.77%	7.03%	7.80%	8.94%
Community Health & Wellbeing	9.28%	0.80%	10.08%	1.03%	11.11%			0.00%	20.88%		3.86%
Primary Care	5.51%	0.46%	5.97%	0.48%	6.45%	2.96%	7.35%	6.16%	6.77%	6.60%	7.11%
Disabilities	7.18%	0.63%	7.82%	0.67%	8.49%	0.00%	11.94%	2.34%	6.70%	4.99%	9.56%
Mental Health	5.93%	0.80%	6.73%	0.78%	7.51%	3.95%	8.19%	6.42%	7.29%	5.11%	9.44%
Older People	9.55%	0.97%	10.52%	1.42%	11.93%	0.00%	10.87%	8.09%	5.38%	11.27%	14.37%
CHO Operations	6.94%	0.44%	7.38%	1.03%	8.41%	0.00%	4.72%	6.93%	9.17%	0.00%	0.00%
Health Service Executive	6.92%	0.70%	7.62%	0.83%	8.45%	3.29%	8.95%	5.73%	7.19%	7.81%	11.62%
Section 38 Voluntary Agencies	4.64%	0.55%	5.19%	0.85%	6.04%	0.00%	6.93%	5.84%	5.42%	7.76%	5.84%



Year / Month	Certified absence	Self-certified absence	Non Covid-19 absence	Covid-19 absence	Total absence rate
Jan 2024	6.27%	0.66%	6.93%	0.84%	7.77%
2024	6.27%	0.66%	6.93%	0.84%	7.77%
Dec 2023	5.60%	0.67%	6.27%	0.76%	7.02%
Nov 2023	5.70%	0.51%	6.21%	0.55%	6.75%
Oct 2023	5.32%	0.51%	5.83%	0.62%	6.45%
Sep 2023	5.01%	0.44%	5.44%	0.93%	6.37%
Aug 2023	5.51%	0.55%	6.05%	1.05%	7.11%
Jul 2023	4.97%	0.48%	5.45%	0.54%	5.98%
Jun 2023	5.48%	0.44%	5.92%	0.39%	6.31%
May 2023	5.30%	0.44%	5.74%	0.65%	6.39%
Apr 2023	4.97%	0.47%	5.44%	0.63%	6.07%
Mar 2023	5.31%	0.53%	5.84%	0.71%	6.55%
Feb 2023	5.05%	0.46%	5.51%	0.56%	6.07%
Jan 2023	5.88%	0.54%	6.42%	1.18%	7.59%
2023	5.35%	0.50%	5.85%	0.71%	6.56%
Dec 2022	6.25%	0.65%	6.90%	1.38%	8.29%
Nov 2022	5.71%	0.52%	6.23%	1.01%	7.24%
Oct 2022	5.59%	0.54%	6.13%	1.13%	7.26%
Sep 2022	5.81%	0.50%	6.31%	0.90%	7.20%
Aug 2022	6.01%	0.42%	6.43%	1.06%	7.50%
Jul 2022	5.94%	0.43%	6.37%	2.43%	8.79%
Jun 2022	5.59%	0.51%	6.11%	2.06%	8.17%
May 2022	5.39%	0.50%	5.89%	1.19%	7.08%
Apr 2022	5.67%	0.42%	6.09%	3.10%	9.19%
Mar 2022	6.04%	0.48%	6.52%	4.93%	11.46%
Feb 2022	5.12%	0.37%	5.49%	3.14%	8.63%
Jan 2022	5.11%	0.56%	5.67%	5.75%	11.42%
2022	5.68%	0.49%	6.17%	2.36%	8.54%
Dec 2021	5.44%	0.53%	5.96%	2.58%	8.54%
Nov 2021	5.96%	0.51%	6.48%	2.40%	8.87%
Oct 2021	5.66%	0.47%	6.12%	1.39%	7.52%
Sep 2021	5.52%	0.39%	5.91%	1.14%	7.05%
Aug 2021	5.32%	0.30%	5.62%	0.86%	6.49%
Jul 2021	5.29%	0.34%	5.62%	0.79%	6.42%
Jun 2021	4.52%	0.40%	4.92%	0.70%	5.63%
May 2021	4.26%	0.31%	4.58%	0.78%	5.36%
Apr 2021	4.57%	0.32%	4.89%	0.94%	5.83%
Mar 2021	4.14%	0.35%	4.49%	1.24%	5.73%
Feb 2021	4.85%	0.43%	5.28%	2.45%	7.73%
Jan 2021	5.09%	0.24%	5.33%	4.05%	9.37%
2021	5.06%	0.38%	5.44%	1.62%	7.06%

Medical & Dental	Nursing & Midwifery	Health & Social Care Professionals	Management & Administrative	General Support	Patient & Client Care
3.28%	8.60%	5.77%	7.03%	7.80%	8.94%
3.28%	8.60%	5.77%	7.03%	7.80%	8.94%
3.47%	7.83%	5.48%	6.32%	7.73%	7.73%
2.44%	7.19%	5.26%	5.39%	7.00%	8.31%
2.47%	6.94%	5.19%	4.61%	10.37%	7.64%
1.79%	6.99%	5.27%	4.73%	5.58%	7.81%
2.12%	7.22%	5.90%	5.52%	6.86%	9.06%
2.63%	6.31%	5.11%	4.14%	6.79%	7.13%
3.01%	6.53%	5.12%	5.47%	8.09%	7.33%
2.08%	6.77%	5.87%	5.32%	8.53%	7.14%
2.63%	6.09%	6.10%	4.67%	7.84%	6.84%
3.10%	6.84%	5.62%	4.39%	8.22%	7.99%
2.03%	6.67%	4.17%	4.85%	9.55%	7.19%
1.08%	8.49%	5.41%	5.30%	12.17%	9.22%
2.39%	7.00%	5.37%	5.06%	8.25%	7.78%
2.48%	9.69%	6.49%	6.48%	10.79%	9.11%
2.54%	8.33%	5.28%	5.28%	8.10%	8.61%
3.27%	8.03%	5.85%	4.68%	7.90%	8.76%
2.45%	8.20%	4.79%	4.60%	7.65%	9.28%
1.75%	8.05%	5.13%	4.56%	12.65%	9.64%
3.33%	9.52%	6.85%	5.64%	10.95%	10.82%
2.90%	9.29%	5.96%	5.73%	11.68%	9.57%
1.46%	7.77%	5.07%	5.14%	12.56%	8.45%
1.81%	10.08%	7.37%	6.47%	14.38%	10.80%
3.19%	12.51%	8.48%	9.04%	20.27%	13.34%
2.45%	9.53%	6.36%	5.82%	12.23%	10.64%
3.41%	12.60%	9.25%	7.69%	12.67%	13.68%
2.58%	9.48%	6.43%	5.93%	11.83%	10.26%
2.68%	9.79%	6.99%	6.47%	9.80%	9.69%
2.39%	10.82%	5.73%	7.62%	10.28%	10.21%
2.46%	8.19%	6.37%	5.79%	7.76%	8.78%
3.01%	7.67%	5.53%	5.12%	7.37%	8.58%
2.06%	7.37%	5.69%	4.70%	5.68%	7.42%
1.64%	6.99%	5.05%	4.76%	5.25%	7.98%
2.25%	6.72%	4.47%	4.14%	5.11%	6.29%
1.52%	6.32%	3.52%	3.24%	4.80%	6.73%
2.04%	6.08%	4.12%	4.01%	6.87%	7.57%
2.62%	5.85%	4.10%	3.85%	6.95%	7.49%
3.09%	8.61%	4.70%	5.20%	6.63%	10.13%
2.96%	11.01%	5.73%	6.95%	7.81%	11.57%
2.40%	7.94%	5.18%	5.18%	7.03%	8.56%

Year / Month	Certified absence	Self-certified absence	Non Covid-19 absence	Covid-19 absence	Total absence rate	CHWB	Mental Health	PC	Disabilities	Older People	CHO Ops
Jan 2024	6.27%	0.66%	6.93%	0.84%	7.77%	11.11%	7.51%	6.45%	6.64%	11.93%	8.41%
2024	6.27%	0.66%	6.93%	0.84%	7.77%	11.11%	7.51%	6.45%	6.64%	11.93%	8.41%
Dec 2023	5.80%	0.67%	6.27%	0.76%	7.02%	7.00%	7.70%	6.29%	6.03%	9.89%	7.20%
Nov 2023	5.70%	0.51%	6.21%	0.55%	6.75%	5.17%	6.90%	5.36%	6.21%	9.78%	5.24%
Oct 2023	5.32%	0.51%	5.83%	0.62%	6.45%	10.04%	5.73%	4.95%	5.96%	10.07%	5.21%
Sep 2023	5.01%	0.44%	5.44%	0.93%	6.37%	6.57%	5.47%	5.48%	6.20%	8.94%	3.57%
Aug 2023	5.51%	0.55%	6.05%	1.05%	7.11%	10.93%	6.11%	5.89%	7.04%	9.88%	3.79%
Jul 2023	4.97%	0.48%	5.45%	0.54%	5.98%	5.77%	5.06%	5.74%	5.55%	8.27%	9.35%
Jun 2023	5.48%	0.44%	5.92%	0.39%	6.31%	10.20%	5.43%	5.79%	6.01%	8.41%	6.65%
May 2023	5.30%	0.44%	5.74%	0.65%	6.39%	12.35%	4.97%	6.07%	5.86%	9.27%	4.39%
Apr 2023	4.97%	0.47%	5.44%	0.63%	6.07%	5.77%	5.04%	5.72%	5.70%	8.27%	9.17%
Mar 2023	5.31%	0.53%	5.84%	0.71%	6.55%	5.58%	5.57%	6.17%	5.80%	9.74%	6.09%
Feb 2023	5.05%	0.46%	5.51%	0.56%	6.07%	12.38%	5.39%	6.40%	5.01%	8.67%	6.16%
Jan 2023	5.88%	0.54%	6.42%	1.18%	7.59%	7.63%	6.70%	6.62%	7.51%	10.01%	6.00%
2023	5.35%	0.50%	5.85%	0.71%	6.56%	8.35%	5.84%	5.87%	6.06%	9.29%	5.96%
Dec 2022	6.25%	0.65%	6.90%	1.38%	8.29%	12.22%	7.82%	7.31%	7.09%	12.50%	10.14%
Nov 2022	5.71%	0.52%	6.23%	1.01%	7.24%	3.23%	6.50%	6.27%	6.96%	9.96%	7.64%
Oct 2022	5.59%	0.54%	6.13%	1.13%	7.26%	2.72%	6.59%	6.14%	6.90%	10.38%	5.25%
Sep 2022	5.81%	0.50%	6.31%	0.90%	7.20%	2.90%	6.24%	5.75%	7.01%	10.70%	7.21%
Aug 2022	6.01%	0.42%	6.43%	1.06%	7.50%	4.87%	7.22%	6.02%	7.24%	10.45%	7.24%
Jul 2022	5.94%	0.43%	6.37%	2.43%	8.79%	3.98%	8.72%	6.55%	8.97%	11.63%	6.71%
Jun 2022	5.59%	0.51%	6.11%	2.06%	8.17%	8.59%	8.76%	6.47%	7.74%	11.23%	1.04%
May 2022	5.39%	0.50%	5.89%	1.19%	7.08%	5.38%	6.47%	5.50%	6.99%	10.57%	0.06%
Apr 2022	5.67%	0.42%	6.09%	3.10%	9.19%	7.08%	9.21%	6.96%	8.71%	13.54%	4.84%
Mar 2022	6.04%	0.48%	6.52%	4.93%	11.46%	10.14%	10.97%	9.80%	10.96%	15.34%	
Feb 2022	5.12%	0.37%	5.49%	3.14%	8.63%	9.06%	8.47%	7.04%	8.07%	12.40%	
Jan 2022	5.11%	0.56%	5.67%	5.75%	11.42%	7.30%	11.60%	8.66%	11.04%	16.16%	
2022	5.68%	0.49%	6.17%	2.36%	8.54%	6.41%	8.24%	6.91%	8.16%	12.09%	5.56%
Dec 2021	5.44%	0.53%	5.96%	2.58%	8.54%	5.20%	8.98%	7.63%	7.05%	12.52%	
Nov 2021	5.96%	0.51%	6.48%	2.40%	8.87%	5.73%	9.30%	7.35%	7.98%	12.49%	
Oct 2021	5.66%	0.47%	6.12%	1.39%	7.52%	8.24%	6.65%	7.03%	6.88%	10.40%	
Sep 2021	5.52%	0.39%	5.91%	1.14%	7.05%	4.54%	6.27%	6.20%	6.85%	9.63%	
Aug 2021	5.32%	0.30%	5.62%	0.86%	6.49%	2.42%	6.96%	5.15%	6.12%	8.81%	
Jul 2021	5.29%	0.34%	5.62%	0.79%	6.42%	1.56%	6.08%	5.21%	6.33%	8.76%	
Jun 2021	4.52%	0.40%	4.92%	0.70%	5.63%	2.31%	6.10%	4.27%	5.33%	7.72%	
May 2021	4.26%	0.31%	4.58%	0.78%	5.36%	2.13%	5.80%	4.04%	5.04%	7.44%	
Apr 2021	4.57%	0.32%	4.89%	0.94%	5.83%	2.55%	6.36%	4.35%	5.61%	7.89%	
Mar 2021	4.14%	0.35%	4.49%	1.24%	5.73%	2.68%	5.50%	4.05%	5.93%	7.99%	
Feb 2021	4.85%	0.43%	5.28%	2.45%	7.73%	2.51%	6.76%	5.58%	7.66%	12.04%	
Jan 2021	5.09%	0.24%	5.33%	4.05%	9.37%	6.32%	8.51%	8.41%	8.72%	13.13%	
2021	5.06%	0.38%	5.44%	1.62%	7.06%	3.86%	6.93%	5.78%	6.65%	9.91%	

