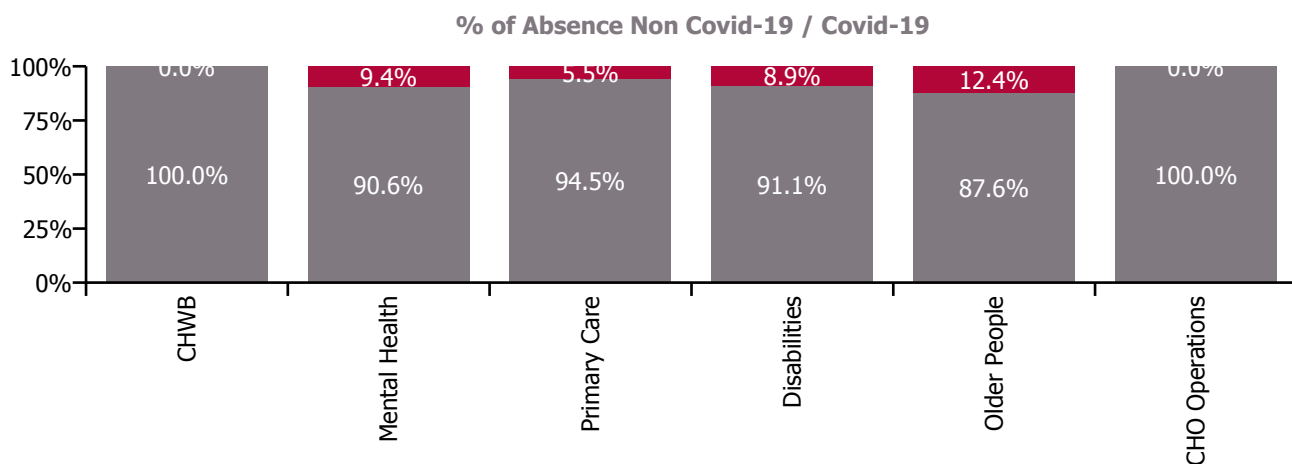
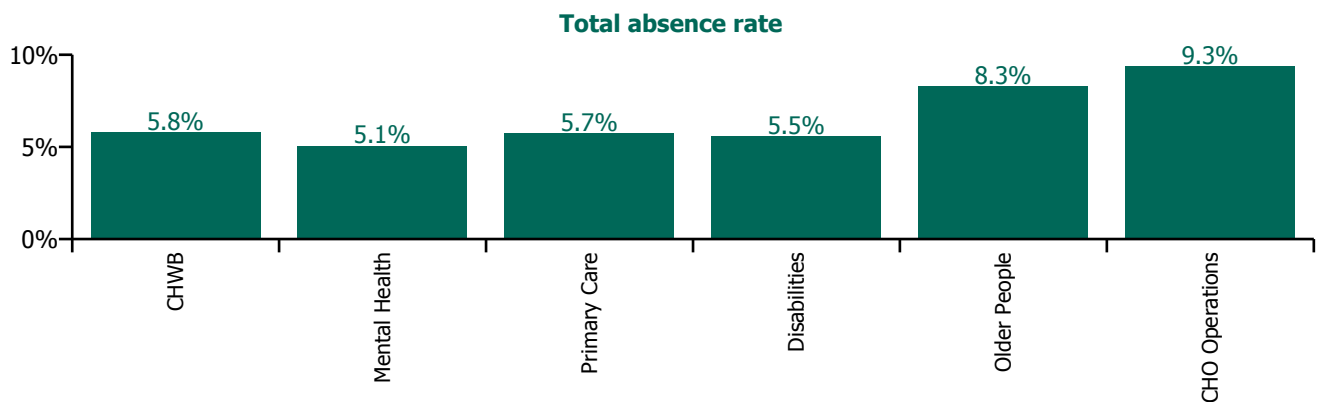


## July 2023

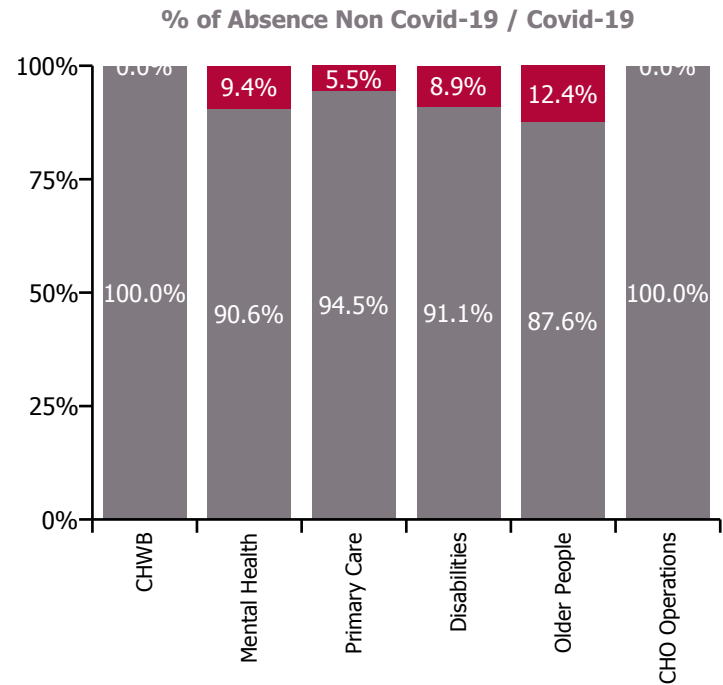
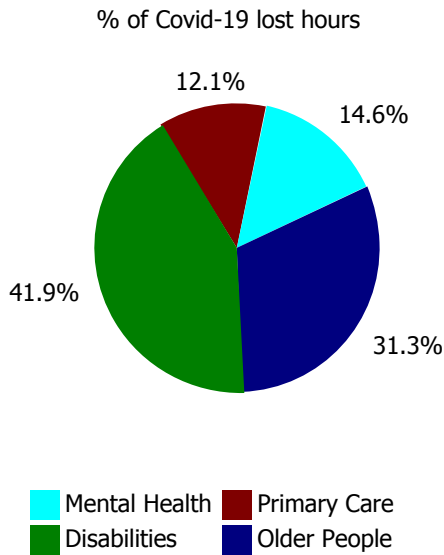
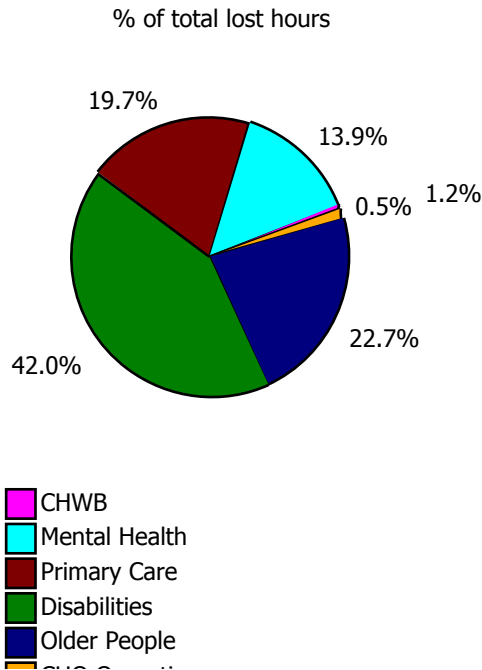
Health Service Absence Rate - by Staff Category: Jul 2023	Certified absence	Self-certified absence	Non Covid-19 absence	Covid-19 absence	Total absence rate	% Non Covid-19 absence	% Covid-19 absence
<b>CHO 8</b>	<b>5.0%</b>	<b>0.5%</b>	<b>5.4%</b>	<b>0.5%</b>	<b>6.0%</b>	<b>91.1%</b>	<b>8.9%</b>
Medical & Dental	2.5%	0.1%	2.6%	0.0%	2.6%	100.0%	0.0%
Nursing & Midwifery	5.0%	0.7%	5.7%	0.6%	6.3%	90.6%	9.4%
Health & Social Care Professionals	4.3%	0.3%	4.6%	0.5%	5.1%	89.5%	10.5%
Management & Administrative	3.6%	0.3%	4.0%	0.2%	4.1%	96.3%	3.7%
General Support	6.2%	0.4%	6.6%	0.2%	6.8%	96.9%	3.1%
Patient & Client Care	5.9%	0.5%	6.4%	0.7%	7.1%	90.0%	10.0%

Health Service Absence Rate - by Care Group: Jul 2023	Certified absence	Self-certified absence	Non Covid-19 absence	Covid-19 absence	Total absence rate	% Non Covid-19 absence	% Covid-19 absence
<b>CHO 8</b>	<b>5.0%</b>	<b>0.5%</b>	<b>5.4%</b>	<b>0.5%</b>	<b>6.0%</b>	<b>91.1%</b>	<b>8.9%</b>
Community Health & Wellbeing	5.6%	0.1%	5.8%	0.0%	5.8%	100.0%	0.0%
Mental Health	3.9%	0.7%	4.6%	0.5%	5.1%	90.6%	9.4%
Primary Care	5.2%	0.2%	5.4%	0.3%	5.7%	94.5%	5.5%
Disabilities	4.6%	0.4%	5.1%	0.5%	5.5%	91.1%	8.9%
Older People	6.5%	0.7%	7.2%	1.0%	8.3%	87.6%	12.4%
CHO Operations	9.2%	0.1%	9.3%	0.0%	9.3%	100.0%	0.0%



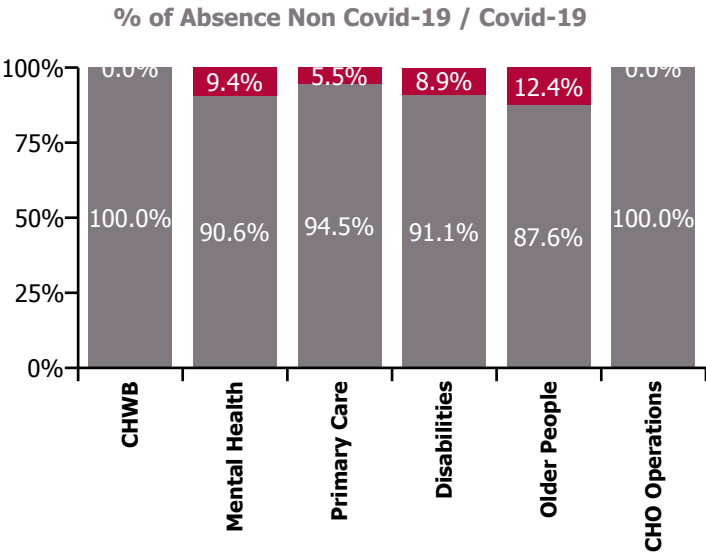
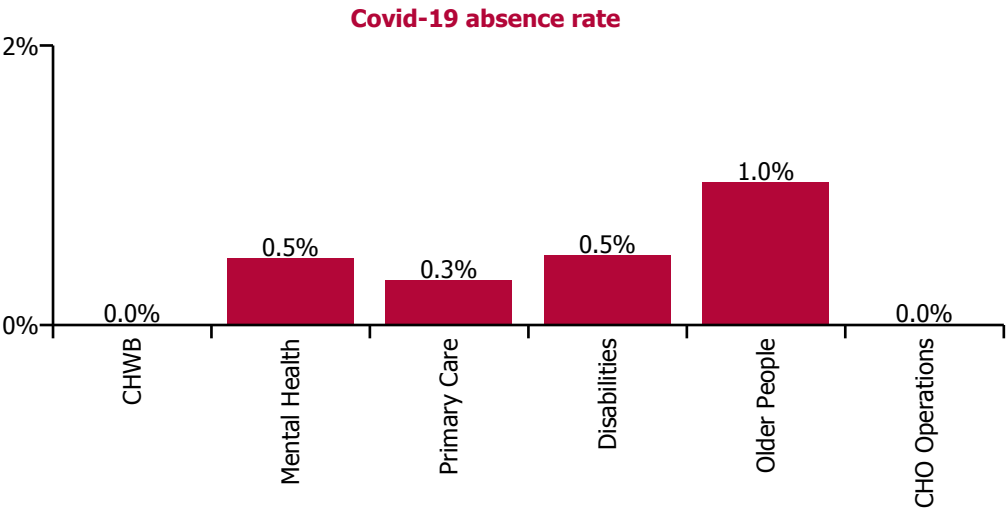
July 2023

Health Service Absence Rate - by Care Group: Jul 2023	Medical & Dental	Nursing & Midwifery	Health & Social Care Professionals	Management & Administrative	General Support	Patient & Client Care	Certified absence	Self-certified absence	Non Covid-19 absence	Covid-19 absence	Total absence rate
CHO 8	2.6%	6.3%	5.1%	4.1%	6.8%	7.1%	5.0%	0.5%	5.4%	0.5%	6.0%
Community Health & Wellbeing			0.0%	4.0%		7.0%	5.6%	0.1%	5.8%	0.0%	5.8%
Mental Health	1.4%	4.7%	4.2%	3.9%	10.1%	7.9%	3.9%	0.7%	4.6%	0.5%	5.1%
Primary Care	3.5%	7.3%	5.3%	4.5%	8.7%	7.9%	5.2%	0.2%	5.4%	0.3%	5.7%
Disabilities	0.0%	6.1%	5.2%	2.0%	3.5%	6.1%	4.6%	0.4%	5.1%	0.5%	5.5%
Older People	0.0%	8.1%	3.9%	5.5%	6.6%	9.3%	6.5%	0.7%	7.2%	1.0%	8.3%
CHO Operations		0.0%	4.4%	8.6%		52.6%	9.2%	0.1%	9.3%	0.0%	9.3%



July 2023

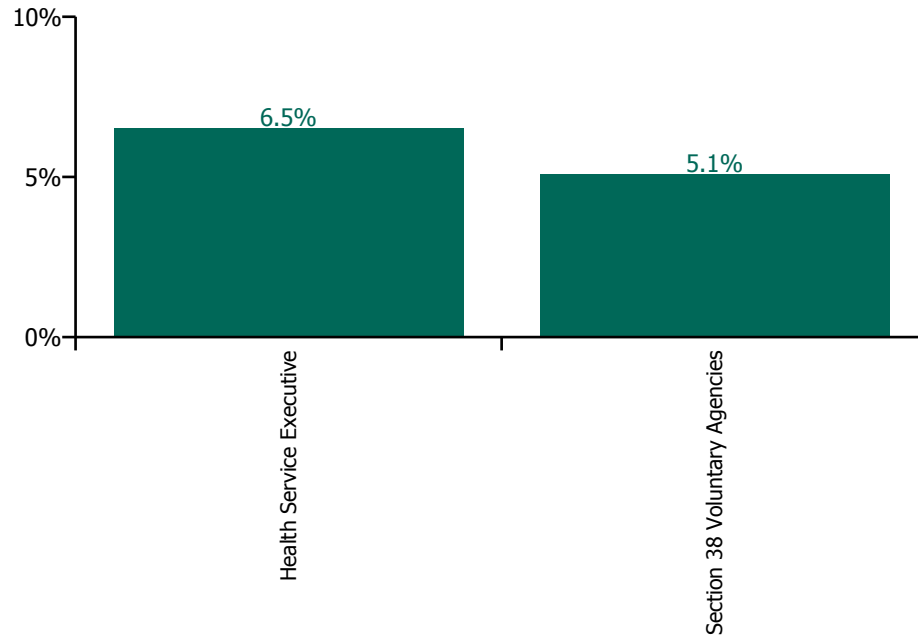
Health Service Covid-19 Absence Rate - by Staff Category & Care Group: Jul 2023	Medical & Dental	Nursing & Midwifery	Health & Social Care Professionals	Management & Administrative	General Support	Patient & Client Care	Covid-19 absence	Non Covid-19 absence	Total absence rate
CHO 8	0.0%	0.6%	0.5%	4.1%	0.2%	0.7%	0.5%	5.4%	6.0%
Community Health & Wellbeing			0.0%	4.0%		0.0%	0.0%	5.8%	5.8%
Mental Health	0.0%	0.5%	0.2%	3.9%	0.7%	0.8%	0.5%	4.6%	5.1%
Primary Care	0.0%	0.6%	0.2%	4.5%	0.0%	0.5%	0.3%	5.4%	5.7%
Disabilities	0.0%	0.7%	0.8%	2.0%	0.0%	0.4%	0.5%	5.1%	5.5%
Older People	0.0%	0.5%	0.0%	5.5%	0.0%	1.6%	1.0%	7.2%	8.3%
CHO Operations		0.0%	0.0%	8.6%		0.0%	0.0%	9.3%	9.3%



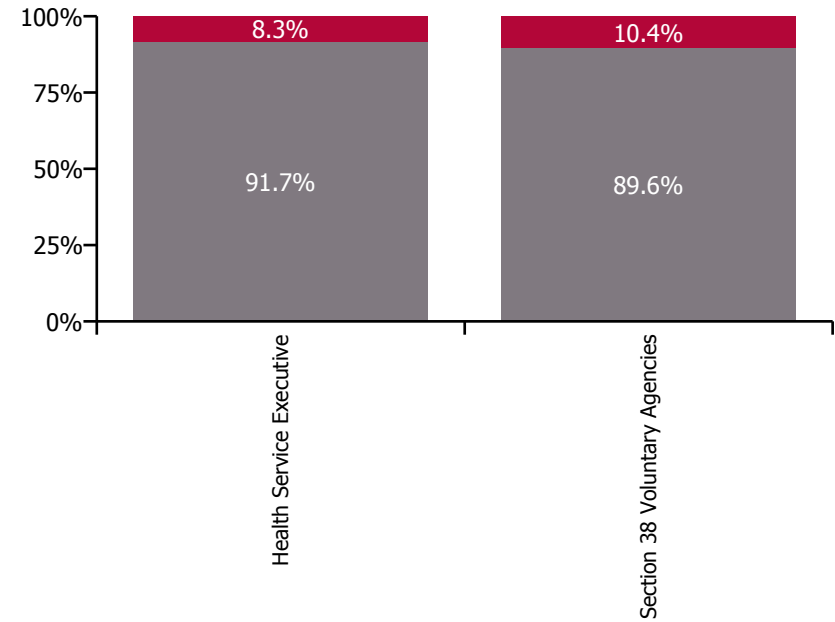
## July 2023

Health Service Absence Rate - by Care Group: Jul 2023	Medical & Dental	Nursing & Midwifery	Health & Social Care Professionals	Management & Administrative	General Support	Patient & Client Care	Certified absence	Self-certified absence	Non Covid-19 absence	Covid-19 absence	Total absence rate
<b>CHO 8</b>	<b>2.6%</b>	<b>6.3%</b>	<b>5.1%</b>	<b>4.1%</b>	<b>6.8%</b>	<b>7.1%</b>	<b>5.0%</b>	<b>0.5%</b>	<b>5.4%</b>	<b>0.5%</b>	<b>6.0%</b>
<b>Health Service Executive</b>	<b>2.6%</b>	<b>6.4%</b>	<b>5.5%</b>	<b>4.7%</b>	<b>8.0%</b>	<b>9.0%</b>	<b>5.4%</b>	<b>0.5%</b>	<b>6.0%</b>	<b>0.5%</b>	<b>6.5%</b>
Community Health & Wellbeing			0.0%	4.0%		7.0%	5.6%	0.1%	5.8%	0.0%	5.8%
Mental Health	1.4%	4.7%	4.2%	3.9%	10.1%	7.9%	3.9%	0.7%	4.6%	0.5%	5.1%
Primary Care	3.5%	7.3%	5.3%	4.5%	8.7%	7.9%	5.2%	0.2%	5.4%	0.3%	5.7%
Disabilities	0.0%	6.4%	7.8%	3.8%	0.0%	9.4%	6.7%	0.5%	7.2%	0.3%	7.5%
Older People	0.0%	8.1%	3.9%	5.5%	6.6%	9.3%	6.5%	0.7%	7.2%	1.0%	8.3%
CHO Operations		0.0%	4.4%	8.6%		52.6%	9.2%	0.1%	9.3%	0.0%	9.3%
<b>Section 38 Voluntary Agencies</b>	<b>0.0%</b>	<b>6.0%</b>	<b>4.8%</b>	<b>1.1%</b>	<b>4.0%</b>	<b>5.4%</b>	<b>4.2%</b>	<b>0.4%</b>	<b>4.6%</b>	<b>0.5%</b>	<b>5.1%</b>

**Total absence rate**



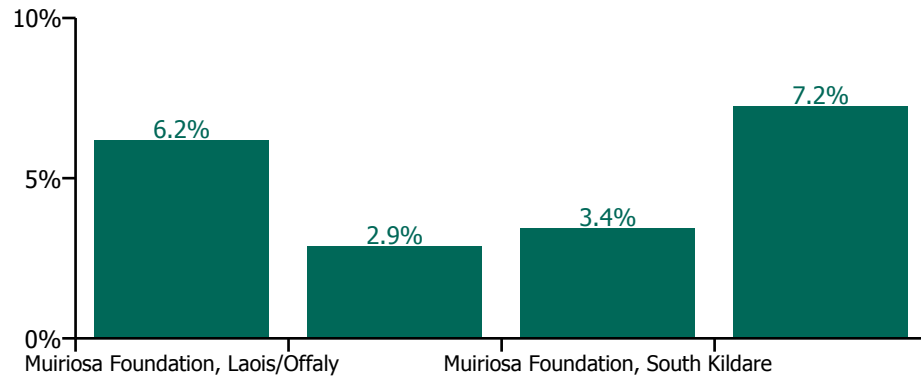
**Non Covid-19 & Covid-19 Absence**



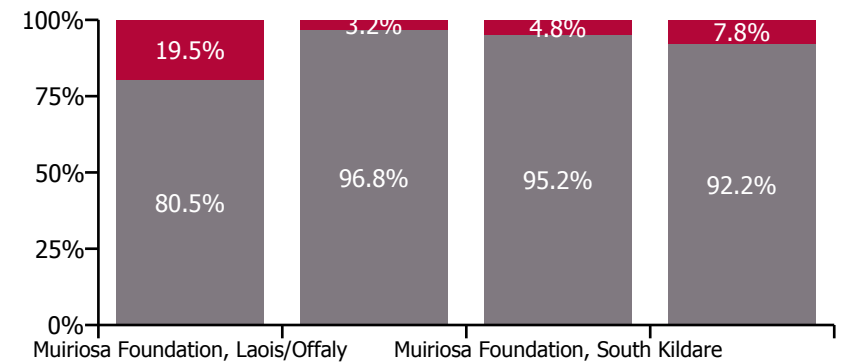
## July 2023

Health Service Absence Rate - by Care Group: Jul 2023	Medical & Dental	Nursing & Midwifery	Health & Social Care Professionals	Management & Administrative	General Support	Patient & Client Care	Certified absence	Self-certified absence	Non Covid-19 absence	Covid-19 absence	Total absence rate
<b>CHO 8</b>	<b>0.0%</b>	<b>6.0%</b>	<b>4.8%</b>	<b>1.1%</b>	<b>4.0%</b>	<b>5.4%</b>	<b>4.2%</b>	<b>0.4%</b>	<b>4.6%</b>	<b>0.5%</b>	<b>5.1%</b>
<b>Section 38 Voluntary Agencies</b>	<b>0.0%</b>	<b>6.0%</b>	<b>4.8%</b>	<b>1.1%</b>	<b>4.0%</b>	<b>5.4%</b>	<b>4.2%</b>	<b>0.4%</b>	<b>4.6%</b>	<b>0.5%</b>	<b>5.1%</b>
Muiriosa Foundation, Laois/Offaly		8.2%	7.3%	0.3%	0.0%	5.7%	4.7%	0.3%	5.0%	1.2%	6.2%
Muiriosa Foundation, Longford/Westmeath		3.7%	3.1%	0.0%	0.0%	3.1%	2.6%	0.2%	2.8%	0.1%	2.9%
Muiriosa Foundation, South Kildare		1.5%	2.7%	0.0%	4.8%	5.0%	3.0%	0.3%	3.3%	0.2%	3.4%
St. John of God, Drumcar	0.0%	7.1%	6.9%	7.0%	5.5%	7.6%	6.0%	0.7%	6.7%	0.6%	7.2%

**Total absence rate**



**Non Covid-19 & Covid-19 Absence**



## CHO 8 by Staff Category

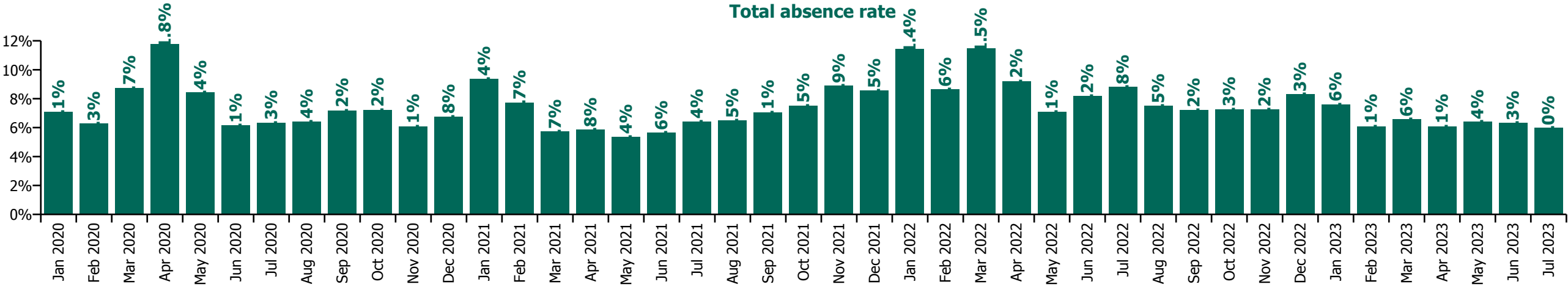
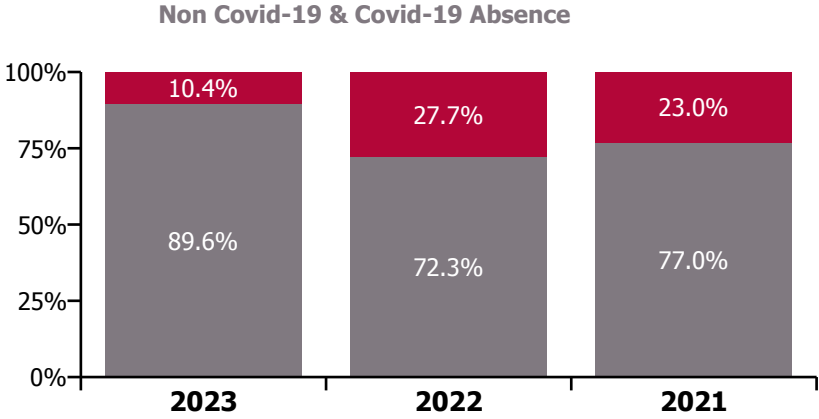
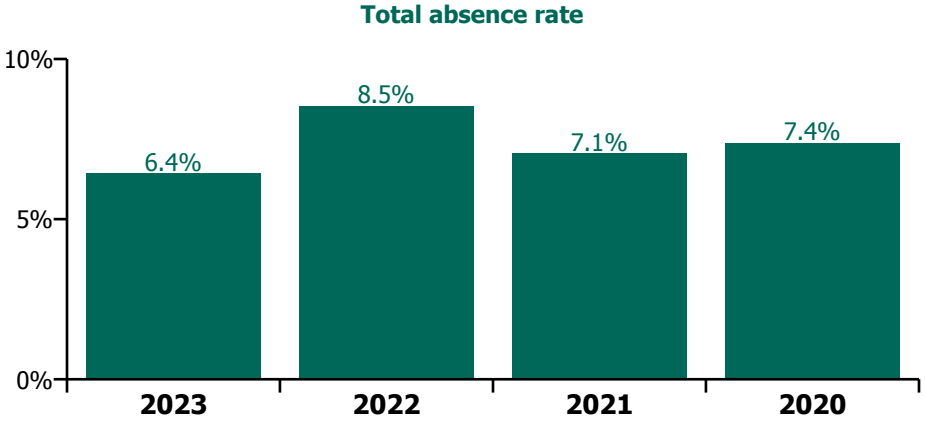
Year/ month	Medical & Dental	Nursing & Midwifery	Health & Social Care Professionals	Management & Administrative	General Support	Patient & Client Care	Certified absence	Self-certified absence	Non Covid-19 absence	Covid-19 absence	Total absence rate
<b>2023</b>	<b>2.4%</b>	<b>6.8%</b>	<b>5.3%</b>	<b>4.9%</b>	<b>8.8%</b>	<b>7.6%</b>	<b>5.3%</b>	<b>0.5%</b>	<b>5.8%</b>	<b>0.7%</b>	<b>6.4%</b>
Jul 2023	2.6%	6.3%	5.1%	4.1%	6.8%	7.1%	5.0%	0.5%	5.4%	0.5%	6.0%
Jun 2023	3.0%	6.5%	5.1%	5.5%	8.1%	7.3%	5.5%	0.4%	5.9%	0.4%	6.3%
May 2023	2.1%	6.8%	5.9%	5.3%	8.5%	7.1%	5.3%	0.4%	5.7%	0.7%	6.4%
Apr 2023	2.6%	6.1%	6.1%	4.7%	7.8%	6.8%	5.0%	0.5%	5.4%	0.6%	6.1%
Mar 2023	3.1%	6.8%	5.6%	4.4%	8.2%	8.0%	5.3%	0.5%	5.8%	0.7%	6.6%
Feb 2023	2.0%	6.7%	4.2%	4.8%	9.6%	7.2%	5.1%	0.5%	5.5%	0.6%	6.1%
Jan 2023	1.1%	8.5%	5.4%	5.3%	12.2%	9.2%	5.9%	0.5%	6.4%	1.2%	7.6%
<b>2022</b>	<b>2.6%</b>	<b>9.5%</b>	<b>6.4%</b>	<b>5.9%</b>	<b>11.8%</b>	<b>10.3%</b>	<b>5.7%</b>	<b>0.5%</b>	<b>6.2%</b>	<b>2.4%</b>	<b>8.5%</b>
Dec 2022	2.5%	9.7%	6.5%	6.5%	10.8%	9.1%	6.2%	0.7%	6.9%	1.4%	8.3%
Nov 2022	2.5%	8.3%	5.3%	5.3%	8.1%	8.6%	5.7%	0.5%	6.2%	1.0%	7.2%
Oct 2022	3.3%	8.0%	5.8%	4.7%	7.9%	8.8%	5.6%	0.5%	6.1%	1.1%	7.3%
Sep 2022	2.4%	8.2%	4.8%	4.6%	7.7%	9.3%	5.8%	0.5%	6.3%	0.9%	7.2%
Aug 2022	1.7%	8.1%	5.1%	4.6%	12.6%	9.6%	6.0%	0.4%	6.4%	1.1%	7.5%
Jul 2022	3.3%	9.5%	6.9%	5.6%	10.9%	10.8%	5.9%	0.4%	6.4%	2.4%	8.8%
Jun 2022	2.9%	9.3%	6.0%	5.7%	11.7%	9.6%	5.6%	0.5%	6.1%	2.1%	8.2%
May 2022	1.5%	7.8%	5.1%	5.1%	12.6%	8.4%	5.4%	0.5%	5.9%	1.2%	7.1%
Apr 2022	1.8%	10.1%	7.4%	6.5%	14.4%	10.8%	5.7%	0.4%	6.1%	3.1%	9.2%
Mar 2022	3.2%	12.5%	8.5%	9.0%	20.3%	13.3%	6.0%	0.5%	6.5%	4.9%	11.5%
Feb 2022	2.5%	9.5%	6.4%	5.8%	12.2%	10.6%	5.1%	0.4%	5.5%	3.1%	8.6%
Jan 2022	3.4%	12.6%	9.2%	7.7%	12.7%	13.7%	5.1%	0.6%	5.7%	5.8%	11.4%
<b>2021</b>	<b>2.4%</b>	<b>7.9%</b>	<b>5.2%</b>	<b>5.2%</b>	<b>7.0%</b>	<b>8.6%</b>	<b>5.1%</b>	<b>0.4%</b>	<b>5.4%</b>	<b>1.6%</b>	<b>7.1%</b>
Dec 2021	2.7%	9.8%	7.0%	6.5%	9.8%	9.7%	5.4%	0.5%	6.0%	2.6%	8.5%
Nov 2021	2.4%	10.8%	5.7%	7.6%	10.3%	10.2%	6.0%	0.5%	6.5%	2.4%	8.9%
Oct 2021	2.5%	8.2%	6.4%	5.8%	7.8%	8.8%	5.7%	0.5%	6.1%	1.4%	7.5%
Sep 2021	3.0%	7.7%	5.5%	5.1%	7.4%	8.6%	5.5%	0.4%	5.9%	1.1%	7.1%
Aug 2021	2.1%	7.4%	5.7%	4.7%	5.7%	7.4%	5.3%	0.3%	5.6%	0.9%	6.5%
Jul 2021	1.6%	7.0%	5.0%	4.8%	5.3%	8.0%	5.3%	0.3%	5.6%	0.8%	6.4%
Jun 2021	2.2%	6.7%	4.5%	4.1%	5.1%	6.3%	4.5%	0.4%	4.9%	0.7%	5.6%
May 2021	1.5%	6.3%	3.5%	3.2%	4.8%	6.7%	4.3%	0.3%	4.6%	0.8%	5.4%
Apr 2021	2.0%	6.1%	4.1%	4.0%	6.9%	7.6%	4.6%	0.3%	4.9%	0.9%	5.8%

Mar 2021	2.6%	5.9%	4.1%	3.9%	6.9%	7.5%	4.1%	0.3%	4.5%	1.2%	5.7%
Feb 2021	3.1%	8.6%	4.7%	5.2%	6.6%	10.1%	4.9%	0.4%	5.3%	2.4%	7.7%
Jan 2021	3.0%	11.0%	5.7%	7.0%	7.8%	11.6%	5.1%	0.2%	5.3%	4.0%	9.4%
<b>2020</b>	<b>2.7%</b>	<b>8.0%</b>	<b>5.2%</b>	<b>5.3%</b>	<b>7.1%</b>	<b>9.4%</b>	<b>5.4%</b>	<b>0.3%</b>	<b>5.8%</b>	<b>1.6%</b>	<b>7.4%</b>
Dec 2020	1.7%	8.7%	4.3%	4.8%	6.7%	7.7%	4.9%	0.3%	5.2%	1.6%	6.8%
Nov 2020	2.4%	6.9%	3.3%	4.2%	6.6%	8.0%	4.4%	0.3%	4.6%	1.5%	6.1%
Oct 2020	1.9%	7.6%	5.4%	5.0%	7.2%	9.4%	5.3%	0.3%	5.6%	1.6%	7.2%
Sep 2020	3.1%	8.5%	4.8%	4.6%	6.9%	8.8%	5.5%	0.3%	5.8%	1.4%	7.2%
Aug 2020	2.0%	6.7%	4.8%	4.9%	6.5%	8.1%	5.5%	0.3%	5.8%	0.6%	6.4%
Jul 2020	1.3%	6.6%	4.3%	3.9%	5.2%	9.0%	5.3%	0.3%	5.6%	0.7%	6.3%
Jun 2020	1.3%	6.2%	4.2%	3.8%	4.3%	8.9%	4.9%	0.3%	5.2%	1.0%	6.1%
May 2020	3.1%	8.9%	5.5%	4.5%	6.7%	11.9%	5.5%	0.3%	5.8%	2.7%	8.4%
Apr 2020	5.2%	13.2%	7.9%	6.9%	13.5%	15.1%	6.1%	0.2%	6.3%	5.5%	11.8%
Mar 2020	5.7%	9.3%	7.5%	7.9%	8.0%	9.6%	5.8%	0.4%	6.2%	2.6%	8.7%
Feb 2020	2.1%	6.2%	4.9%	6.2%	5.4%	7.6%	5.7%	0.6%	6.3%		6.3%
Jan 2020	2.0%	7.1%	5.8%	6.7%	8.1%	8.4%	6.5%	0.6%	7.1%		7.1%

CHO 8 by Care Group

Year/ month	CHWB	Mental Health	Primary Care	Disabilities	Older People	CHO Operations	Health Service Executive	Disabilities	Section 38 Voluntary Agencies	Certified absence	Self-certified absence	Non Covid-19 absence	Covid-19 absence	Total absence rate
2023	8.7%	5.5%	6.1%	7.9%	9.0%	6.7%	6.9%	5.3%	5.3%	5.3%	0.5%	5.8%	0.7%	6.4%
Jul 2023	5.8%	5.1%	5.7%	7.5%	8.3%	9.3%	6.5%	5.1%	5.1%	5.0%	0.5%	5.4%	0.5%	6.0%
Jun 2023	10.2%	5.4%	5.8%	7.7%	8.4%	6.6%	6.7%	5.5%	5.5%	5.5%	0.4%	5.9%	0.4%	6.3%
May 2023	12.4%	5.0%	6.1%	8.2%	9.3%	4.4%	6.9%	5.1%	5.1%	5.3%	0.4%	5.7%	0.7%	6.4%
Apr 2023	5.8%	5.0%	5.7%	7.5%	8.3%	9.2%	6.5%	5.2%	5.2%	5.0%	0.5%	5.4%	0.6%	6.1%
Mar 2023	5.6%	5.6%	6.2%	6.7%	9.7%	6.1%	7.0%	5.5%	5.5%	5.3%	0.5%	5.8%	0.7%	6.6%
Feb 2023	12.4%	5.4%	6.4%	6.9%	8.7%	6.2%	6.8%	4.5%	4.5%	5.1%	0.5%	5.5%	0.6%	6.1%
Jan 2023	7.6%	6.7%	6.6%	10.6%	10.0%	6.0%	8.0%	6.6%	6.6%	5.9%	0.5%	6.4%	1.2%	7.6%
2022	6.4%	8.2%	6.9%	10.8%	12.1%	5.6%	9.0%	7.3%	7.3%	5.7%	0.5%	6.2%	2.4%	8.5%
Dec 2022	12.2%	7.8%	7.3%	11.2%	12.5%	10.1%	9.4%	5.9%	5.9%	6.2%	0.7%	6.9%	1.4%	8.3%
Nov 2022	3.2%	6.5%	6.3%	9.9%	10.0%	7.6%	7.7%	6.0%	6.0%	5.7%	0.5%	6.2%	1.0%	7.2%
Oct 2022	2.7%	6.6%	6.1%	8.6%	10.4%	5.3%	7.6%	6.3%	6.3%	5.6%	0.5%	6.1%	1.1%	7.3%
Sep 2022	2.9%	6.2%	5.7%	8.4%	10.7%	7.2%	7.5%	6.5%	6.5%	5.8%	0.5%	6.3%	0.9%	7.2%
Aug 2022	4.9%	7.2%	6.0%	10.4%	10.4%	7.2%	8.1%	6.4%	6.4%	6.0%	0.4%	6.4%	1.1%	7.5%
Jul 2022	4.0%	8.7%	6.6%	11.4%	11.6%	6.7%	9.0%	8.2%	8.2%	5.9%	0.4%	6.4%	2.4%	8.8%
Jun 2022	8.6%	8.8%	6.5%	10.6%	11.2%	1.0%	8.7%	6.8%	6.8%	5.6%	0.5%	6.1%	2.1%	8.2%
May 2022	5.4%	6.5%	5.5%	10.3%	10.6%	0.1%	7.5%	5.9%	5.9%	5.4%	0.5%	5.9%	1.2%	7.1%
Apr 2022	7.1%	9.2%	7.0%	10.4%	13.5%	4.8%	9.6%	8.2%	8.2%	5.7%	0.4%	6.1%	3.1%	9.2%
Mar 2022	10.1%	11.0%	9.8%	12.9%	15.3%		11.9%	10.2%	10.2%	6.0%	0.5%	6.5%	4.9%	11.5%
Feb 2022	9.1%	8.5%	7.0%	11.9%	12.4%		9.4%	6.8%	6.8%	5.1%	0.4%	5.5%	3.1%	8.6%
Jan 2022	7.3%	11.6%	8.7%	13.6%	16.2%		11.9%	10.4%	10.4%	5.1%	0.6%	5.7%	5.8%	11.4%
2021	3.9%	6.9%	5.8%	9.3%	9.9%		7.6%	5.7%	5.7%	5.1%	0.4%	5.4%	1.6%	7.1%
Dec 2021	5.2%	9.0%	7.6%	11.4%	12.5%		9.7%	5.5%	5.5%	5.4%	0.5%	6.0%	2.6%	8.5%
Nov 2021	5.7%	9.3%	7.4%	10.3%	12.5%		9.5%	7.0%	7.0%	6.0%	0.5%	6.5%	2.4%	8.9%
Oct 2021	8.2%	6.7%	7.0%	9.8%	10.4%		8.2%	5.9%	5.9%	5.7%	0.5%	6.1%	1.4%	7.5%
Sep 2021	4.5%	6.3%	6.2%	8.7%	9.6%		7.4%	6.2%	6.2%	5.5%	0.4%	5.9%	1.1%	7.1%
Aug 2021	2.4%	7.0%	5.2%	9.5%	8.8%		7.1%	5.2%	5.2%	5.3%	0.3%	5.6%	0.9%	6.5%
Jul 2021	1.6%	6.1%	5.2%	9.0%	8.8%		6.8%	5.4%	5.4%	5.3%	0.3%	5.6%	0.8%	6.4%
Jun 2021	2.3%	6.1%	4.3%	8.5%	7.7%		6.2%	4.2%	4.2%	4.5%	0.4%	4.9%	0.7%	5.6%
May 2021	2.1%	5.8%	4.0%	7.4%	7.4%		5.8%	4.2%	4.2%	4.3%	0.3%	4.6%	0.8%	5.4%
Apr 2021	2.5%	6.4%	4.3%	7.7%	7.9%		6.2%	4.9%	4.9%	4.6%	0.3%	4.9%	0.9%	5.8%
Mar 2021	2.7%	5.5%	4.1%	8.4%	8.0%		6.0%	4.9%	4.9%	4.1%	0.3%	4.5%	1.2%	5.7%
Feb 2021	2.5%	6.8%	5.6%	10.6%	12.0%		8.1%	6.7%	6.7%	4.9%	0.4%	5.3%	2.4%	7.7%
Jan 2021	6.3%	8.5%	8.4%	10.9%	13.1%		10.0%	8.1%	8.1%	5.1%	0.2%	5.3%	4.0%	9.4%
2020	4.7%	7.6%	6.0%	10.5%	10.2%		8.2%	5.4%	5.4%	5.4%	0.3%	5.8%	1.6%	7.4%
Dec 2020	7.8%	7.1%	5.5%	10.0%	10.3%		7.8%	3.9%	3.9%	4.9%	0.3%	5.2%	1.6%	6.8%
Nov 2020	4.2%	5.9%	4.6%	9.2%	9.6%		6.9%	4.0%	4.0%	4.4%	0.3%	4.6%	1.5%	6.1%
Oct 2020	2.0%	6.7%	6.1%	11.2%	10.7%		8.2%	4.7%	4.7%	5.3%	0.3%	5.6%	1.6%	7.2%
Sep 2020	2.1%	8.3%	5.7%	10.8%	10.1%		8.2%	4.4%	4.4%	5.5%	0.3%	5.8%	1.4%	7.2%
Aug 2020	2.6%	7.0%	5.4%	11.2%	8.7%		7.5%	4.2%	4.2%	5.5%	0.3%	5.8%	0.6%	6.4%
Jul 2020	6.9%	6.1%	4.8%	10.2%	8.5%		6.9%	4.7%	4.7%	5.3%	0.3%	5.6%	0.7%	6.3%
Jun 2020	7.1%	6.1%	4.8%	8.6%	9.1%		6.8%	4.3%	4.3%	4.9%	0.3%	5.2%	1.0%	6.1%
May 2020	6.3%	8.4%	5.5%	10.0%	11.8%		8.6%	7.9%	7.9%	5.5%	0.3%	5.8%	2.7%	8.4%
Apr 2020	6.7%	11.8%	8.9%	14.2%	14.5%		11.9%	11.4%	11.4%	6.1%	0.2%	6.3%	5.5%	11.8%
Mar 2020	6.4%	10.2%	8.5%	11.9%	11.0%		10.1%	5.9%	5.9%	5.8%	0.4%	6.2%	2.6%	8.7%
Feb 2020	0.4%	6.7%	5.6%	8.9%	8.7%		7.2%	4.0%	4.0%	5.7%	0.6%	6.3%		6.3%
Jan 2020		6.8%	6.7%	9.3%	9.1%		7.7%	5.1%	5.1%	6.5%	0.6%	7.1%		7.1%





CHO 8 Section 38's

Year/ month	Muiriosa Foundation, Laois/Offaly	Muiriosa Foundation, Longford/Westmeath	Muiriosa Foundation, South Kildare	St. John of God, Drumcar	Section 38 Voluntary Agencies	Certified absence	Self-certified absence	Non Covid-19 absence	Covid-19 absence	Total absence rate
2023	5.7%	3.9%	4.0%	6.5%	5.3%	4.1%	0.4%	4.5%	0.8%	5.3%
Jul 2023	6.2%	2.9%	3.4%	7.2%	5.1%	4.2%	0.4%	4.6%	0.5%	5.1%
Jun 2023	6.1%	1.9%	3.4%	7.7%	5.5%	4.6%	0.4%	5.0%	0.5%	5.5%
May 2023	5.8%	4.3%	2.7%	6.1%	5.1%	4.1%	0.4%	4.4%	0.7%	5.1%
Apr 2023	5.5%	6.3%	5.2%	4.5%	5.2%	4.0%	0.3%	4.3%	0.8%	5.2%
Mar 2023	5.1%	4.5%	5.6%	6.1%	5.5%	4.2%	0.5%	4.7%	0.8%	5.5%
Feb 2023	4.6%	3.4%	3.5%	5.4%	4.5%	3.5%	0.4%	3.9%	0.6%	4.5%
Jan 2023	6.6%	4.7%	4.6%	8.1%	6.6%	4.4%	0.5%	4.9%	1.7%	6.6%
2022	7.8%	5.2%	5.6%	9.1%	7.3%	4.3%	0.5%	4.8%	2.6%	7.3%
Dec 2022	7.6%	5.3%	5.3%	5.7%	5.9%	4.2%	0.5%	4.7%	1.3%	5.9%
Nov 2022	6.9%	5.4%	4.7%	6.4%	6.0%	4.6%	0.4%	4.9%	1.1%	6.0%
Oct 2022	8.2%	4.2%	4.2%	7.4%	6.3%	4.5%	0.5%	4.9%	1.4%	6.3%
Sep 2022	6.5%	3.0%	4.5%	9.4%	6.5%	5.1%	0.4%	5.5%	1.0%	6.5%
Aug 2022	7.9%	4.2%	4.5%	8.3%	6.4%	4.8%	0.3%	5.2%	1.2%	6.4%
Jul 2022	8.9%	6.7%	6.6%	9.5%	8.2%	4.8%	0.4%	5.3%	3.0%	8.2%
Jun 2022	5.7%	4.1%	5.0%	9.6%	6.8%	4.8%	0.4%	5.2%	1.6%	6.8%
May 2022	6.5%	3.3%	5.3%	7.1%	5.9%	4.2%	0.4%	4.5%	1.3%	5.9%
Apr 2022	9.6%	5.7%	7.6%	8.9%	8.2%	3.9%	0.4%	4.3%	3.9%	8.2%
Mar 2022	9.4%	7.0%	7.5%	14.4%	10.2%	4.7%	0.5%	5.2%	5.1%	10.2%
Feb 2022	7.9%	5.9%	5.3%	7.4%	6.8%	3.1%	0.3%	3.3%	3.5%	6.8%
Jan 2022	8.4%	7.1%	6.2%	16.3%	10.4%	3.2%	0.9%	4.1%	6.2%	10.4%
2021	6.0%	4.7%	4.5%	6.8%	5.7%	3.9%	0.4%	4.3%	1.4%	5.7%
Dec 2021	6.5%	5.5%	6.5%	4.5%	5.5%	2.8%	0.9%	3.7%	1.8%	5.5%
Nov 2021	8.7%	5.1%	6.4%	7.4%	7.0%	4.2%	0.5%	4.6%	2.4%	7.0%
Oct 2021	6.1%	5.5%	5.8%	6.1%	5.9%	4.2%	0.4%	4.5%	1.4%	5.9%
Sep 2021	5.5%	5.3%	5.0%	7.6%	6.2%	4.8%	0.4%	5.1%	1.0%	6.2%
Aug 2021	4.9%	5.5%	3.4%	6.6%	5.2%	4.6%	0.1%	4.7%	0.4%	5.2%
Jul 2021	5.9%	5.7%	3.6%	5.9%	5.4%	4.4%	0.3%	4.7%	0.7%	5.4%
Jun 2021	5.4%	4.2%	3.2%	4.1%	4.2%	3.2%	0.4%	3.5%	0.7%	4.2%
May 2021	4.8%	3.2%	2.3%	5.3%	4.2%	3.3%	0.2%	3.6%	0.7%	4.2%
Apr 2021	5.7%	2.7%	2.9%	6.2%	4.9%	4.0%	0.2%	4.2%	0.6%	4.9%
Mar 2021	4.8%	3.4%	3.4%	6.6%	4.9%	3.2%	0.4%	3.5%	1.4%	4.9%
Feb 2021	6.7%	4.5%	5.7%	8.1%	6.7%	3.8%	0.5%	4.3%	2.4%	6.7%
Jan 2021	7.1%	4.9%	5.4%	12.1%	8.1%	4.4%	0.2%	4.6%	3.5%	8.1%
2020	5.3%	3.5%	5.5%	6.1%	5.4%	3.9%	0.2%	4.2%	1.2%	5.4%
Dec 2020	3.8%	2.3%	3.7%	4.8%	3.9%	2.9%	0.2%	3.1%	0.7%	3.9%
Nov 2020	3.7%	1.6%	4.4%	4.9%	4.0%	2.9%	0.2%	3.0%	1.0%	4.0%
Oct 2020	4.9%	2.3%	3.9%	5.9%	4.7%	3.4%	0.2%	3.7%	1.0%	4.7%
Sep 2020	5.6%	3.5%	3.5%	4.7%	4.4%	3.4%	0.2%	3.6%	0.8%	4.4%
Aug 2020	5.3%	2.9%	4.4%	4.2%	4.2%	3.8%	0.2%	4.0%	0.2%	4.2%
Jul 2020	4.4%	3.0%	4.5%	5.7%	4.7%	4.3%	0.2%	4.6%	0.2%	4.7%
Jun 2020	4.1%	3.5%	6.7%	3.6%	4.3%	3.6%	0.2%	3.7%	0.6%	4.3%
May 2020	9.0%	5.6%	9.5%	7.4%	7.9%	5.0%	0.2%	5.1%	2.7%	7.9%
Apr 2020	9.1%	5.2%	9.9%	15.4%	11.4%	5.7%	0.1%	5.8%	5.6%	11.4%
Mar 2020	6.3%	4.9%	5.8%	6.2%	5.9%	3.9%	0.3%	4.2%	1.6%	5.9%
Feb 2020	3.1%	3.1%	4.0%	4.7%	4.0%	3.6%	0.4%	4.0%		4.0%
Jan 2020	3.4%	4.0%	5.1%	6.1%	5.1%	4.7%	0.5%	5.1%		5.1%

