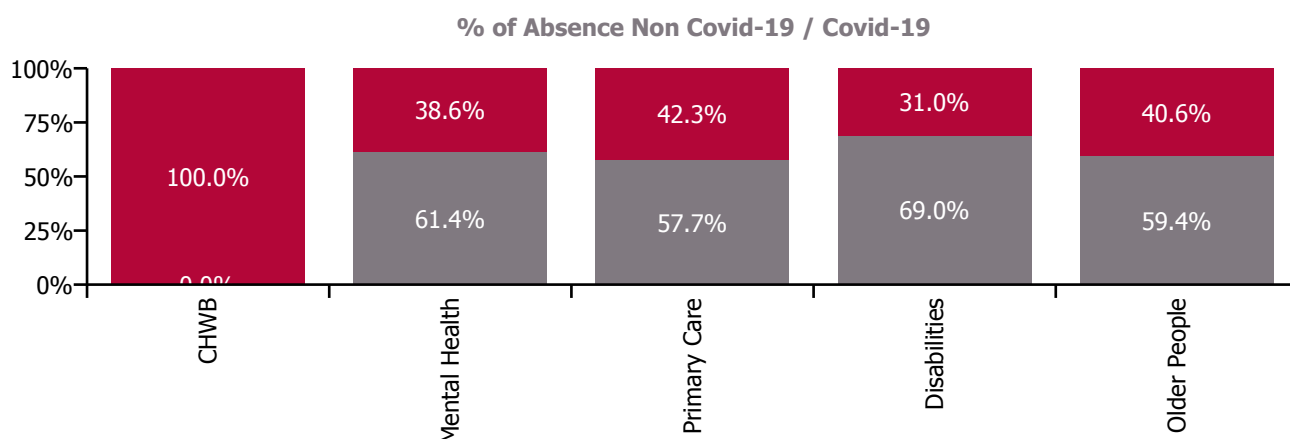
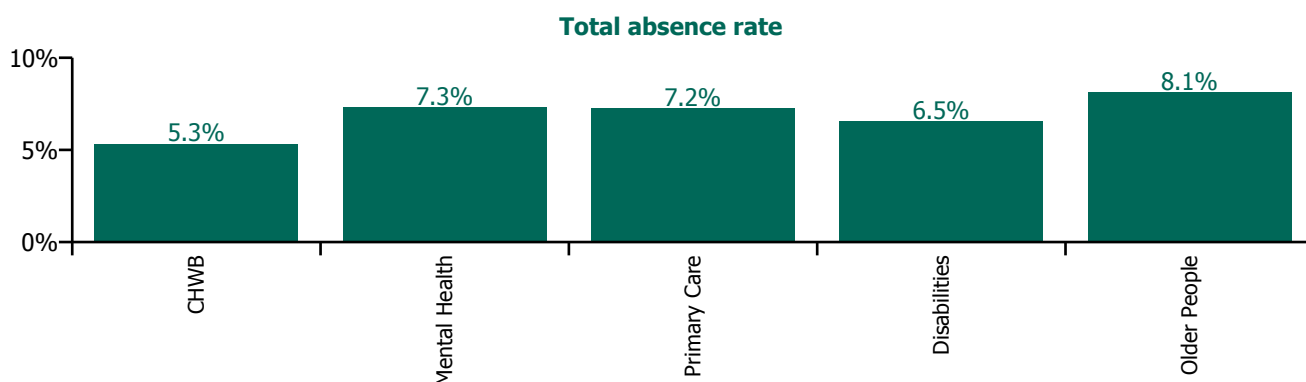


December 2021

Health Service Absence Rate - by Staff Category: Dec 2021	Certified absence	Self-certified absence	Non Covid-19 absence	Covid-19 absence	Total absence rate	% Non Covid-19 absence	% Covid-19 absence
CHO 9	4.1%	0.4%	4.5%	2.6%	7.0%	63.6%	36.4%
Medical & Dental	3.0%	0.1%	3.1%	1.8%	4.8%	63.5%	36.5%
Nursing & Midwifery	3.6%	0.4%	4.0%	2.9%	7.0%	58.1%	41.9%
Health & Social Care Professionals	3.5%	0.3%	3.8%	2.9%	6.7%	56.4%	43.6%
Management & Administrative	3.6%	0.3%	3.9%	2.0%	6.0%	65.7%	34.3%
General Support	6.6%	0.4%	7.0%	2.6%	9.6%	72.6%	27.4%
Patient & Client Care	5.1%	0.6%	5.7%	2.1%	7.8%	73.0%	27.0%

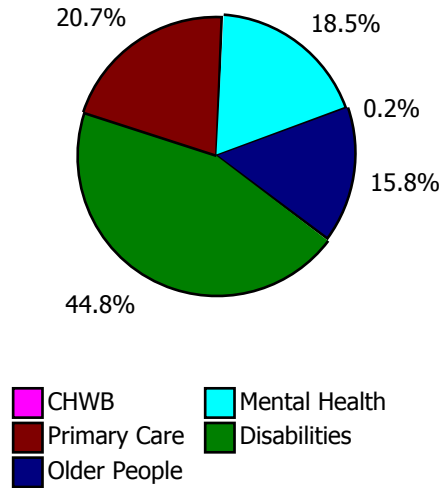
Health Service Absence Rate - by Care Group: Dec 2021	Certified absence	Self-certified absence	Non Covid-19 absence	Covid-19 absence	Total absence rate	% Non Covid-19 absence	% Covid-19 absence
CHO 9	4.1%	0.4%	4.5%	2.6%	7.0%	63.6%	36.4%
Community Health & Wellbeing	0.0%	0.0%	0.0%	5.3%	5.3%	0.0%	100.0%
Mental Health	4.1%	0.4%	4.5%	2.8%	7.3%	61.4%	38.6%
Primary Care	3.8%	0.4%	4.2%	3.1%	7.2%	57.7%	42.3%
Disabilities	4.2%	0.3%	4.5%	2.0%	6.5%	69.0%	31.0%
Older People	4.2%	0.7%	4.8%	3.3%	8.1%	59.4%	40.6%



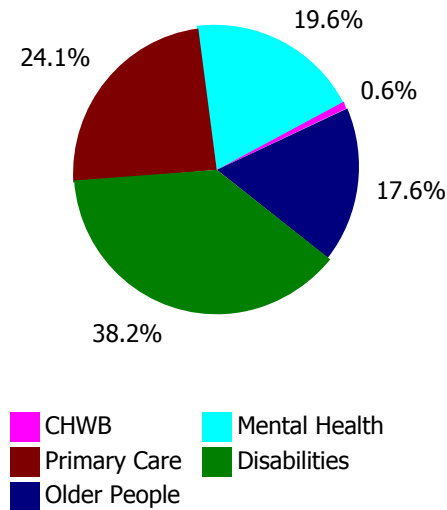
December 2021

Health Service Absence Rate - by Care Group: Dec 2021	Medical & Dental	Nursing & Midwifery	Health & Social Care Professionals	Management & Administrative	General Support	Patient & Client Care	Certified absence	Self-certified absence	Non Covid-19 absence	Covid-19 absence	Total absence rate
CHO 9	4.8%	7.0%	6.7%	6.0%	9.6%	7.8%	4.1%	0.4%	4.5%	2.6%	7.0%
Community Health & Wellbeing			0.0%	5.5%			0.0%	0.0%	0.0%	5.3%	5.3%
Mental Health	5.4%	6.9%	8.9%	9.8%	8.8%	5.6%	4.1%	0.4%	4.5%	2.8%	7.3%
Primary Care	4.2%	8.5%	6.5%	6.3%	6.8%	10.2%	3.8%	0.4%	4.2%	3.1%	7.2%
Disabilities	7.1%	5.7%	6.7%	3.7%	8.9%	7.4%	4.2%	0.3%	4.5%	2.0%	6.5%
Older People	2.7%	8.4%	4.2%	5.2%	12.0%	8.9%	4.2%	0.7%	4.8%	3.3%	8.1%

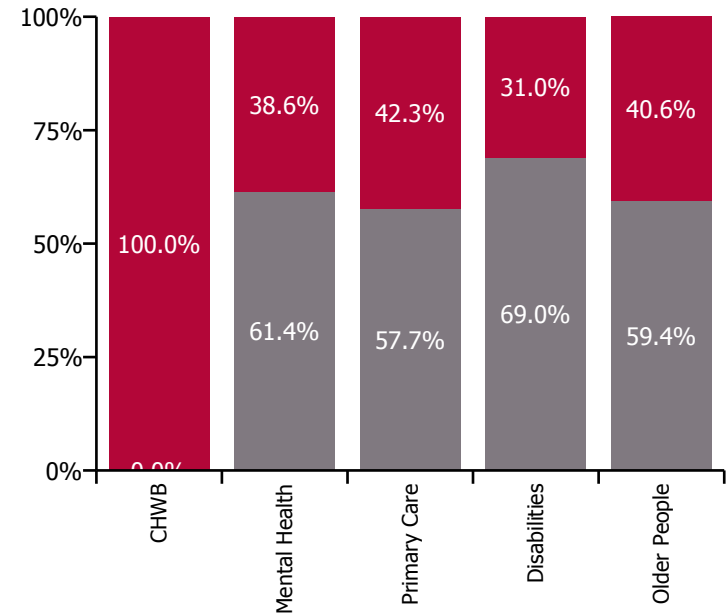
% of total lost hours



% of Covid-19 lost hours

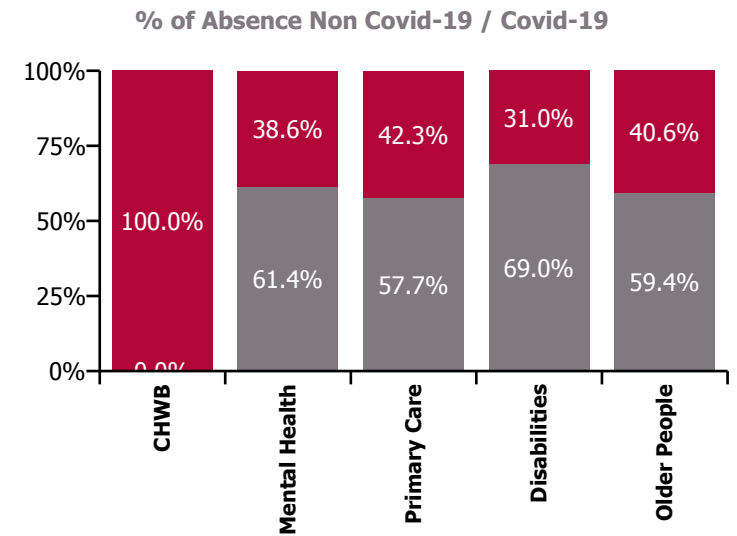
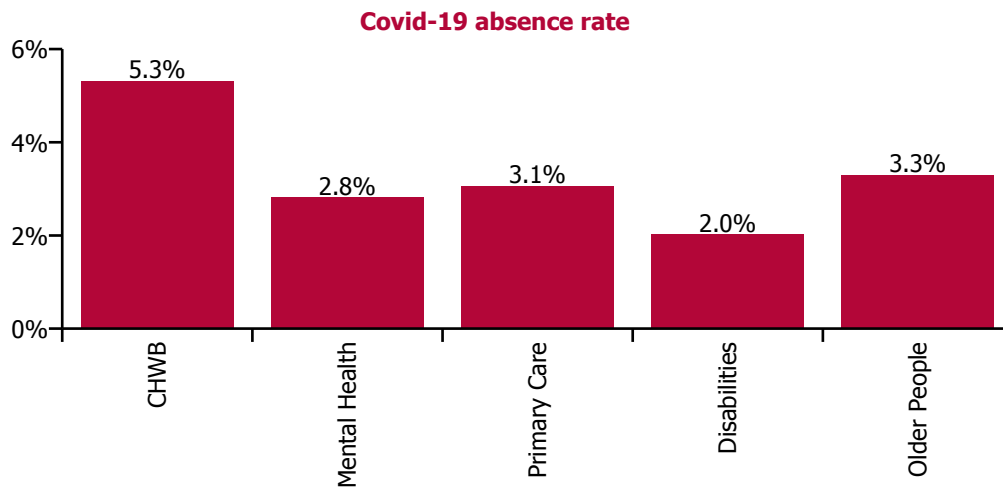


% of Absence Non Covid-19 / Covid-19



December 2021

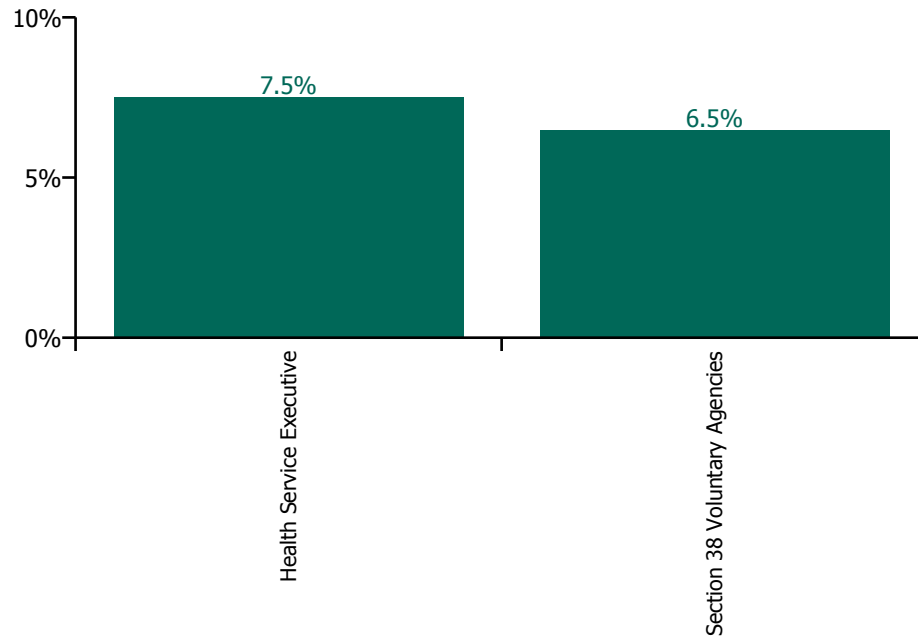
Health Service Covid-19 Absence Rate - by Staff Category & Care Group: Dec 2021	Medical & Dental	Nursing & Midwifery	Health & Social Care Professionals	Management & Administrative	General Support	Patient & Client Care	Covid-19 absence	Non Covid-19 absence	Total absence rate
CHO 9	1.8%	2.9%	2.9%	6.0%	2.6%	2.1%	2.6%	4.5%	7.0%
Community Health & Wellbeing			0.0%	5.5%			5.3%	0.0%	5.3%
Mental Health	0.9%	2.8%	3.8%	9.8%	2.6%	2.1%	2.8%	4.5%	7.3%
Primary Care	3.0%	4.3%	2.9%	6.3%	0.5%	4.1%	3.1%	4.2%	7.2%
Disabilities	0.0%	2.0%	2.7%	3.7%	2.0%	1.6%	2.0%	4.5%	6.5%
Older People	2.0%	3.8%	3.9%	5.2%	4.0%	2.5%	3.3%	4.8%	8.1%



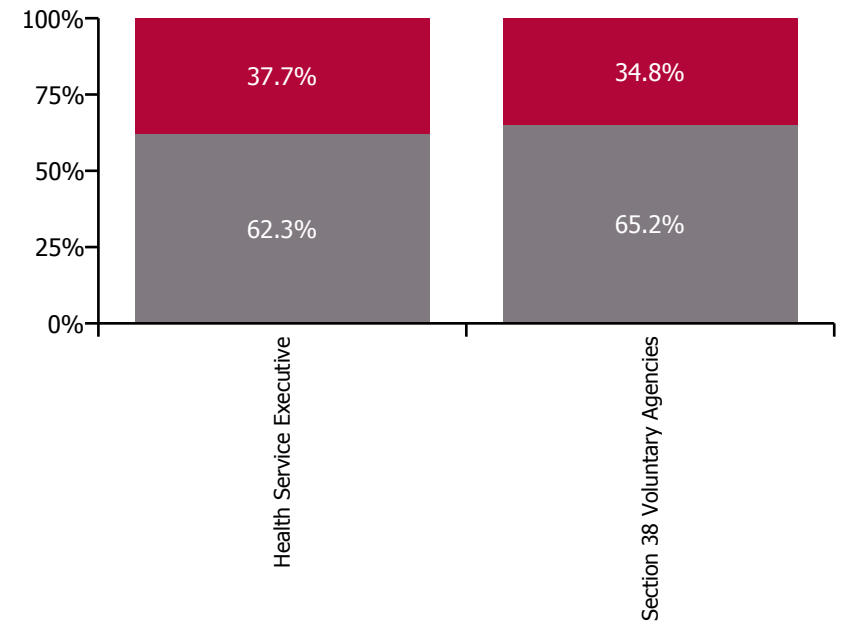
December 2021

Health Service Absence Rate - by Care Group: Dec 2021	Medical & Dental	Nursing & Midwifery	Health & Social Care Professionals	Management & Administrative	General Support	Patient & Client Care	Certified absence	Self-certified absence	Non Covid-19 absence	Covid-19 absence	Total absence rate
CHO 9	4.8%	7.0%	6.7%	6.0%	9.6%	7.8%	4.1%	0.4%	4.5%	2.6%	7.0%
Health Service Executive	4.7%	7.4%	7.1%	7.2%	10.1%	8.6%	4.2%	0.5%	4.7%	2.8%	7.5%
Community Health & Wellbeing			0.0%	5.5%			0.0%	0.0%	0.0%	5.3%	5.3%
Mental Health	5.6%	6.7%	9.0%	10.8%	7.7%	5.8%	4.3%	0.4%	4.7%	2.6%	7.3%
Primary Care	4.2%	8.5%	6.5%	6.3%	6.8%	10.2%	3.8%	0.4%	4.2%	3.1%	7.2%
Disabilities	0.0%	4.2%	11.2%	7.9%	18.7%	9.4%	5.2%	0.3%	5.5%	1.8%	7.3%
Older People	2.9%	9.8%	3.0%	6.7%	12.9%	8.5%	4.4%	0.8%	5.2%	3.5%	8.8%
Section 38 Voluntary Agencies	5.8%	6.3%	6.4%	3.1%	9.1%	7.1%	3.9%	0.3%	4.2%	2.3%	6.5%

Total absence rate



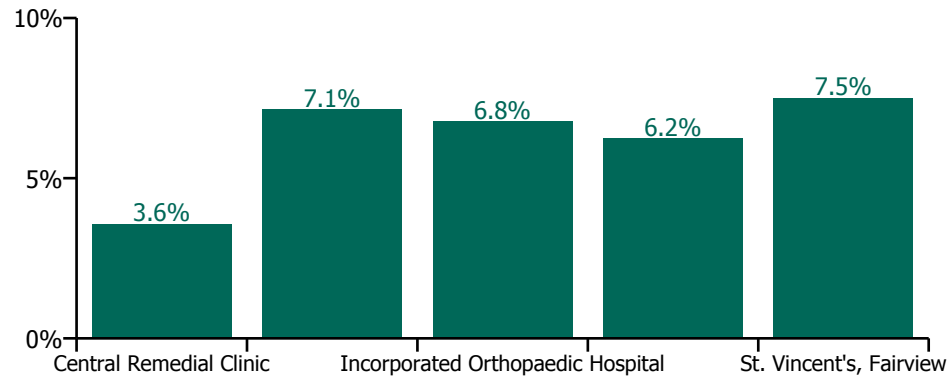
Non Covid-19 & Covid-19 Absence



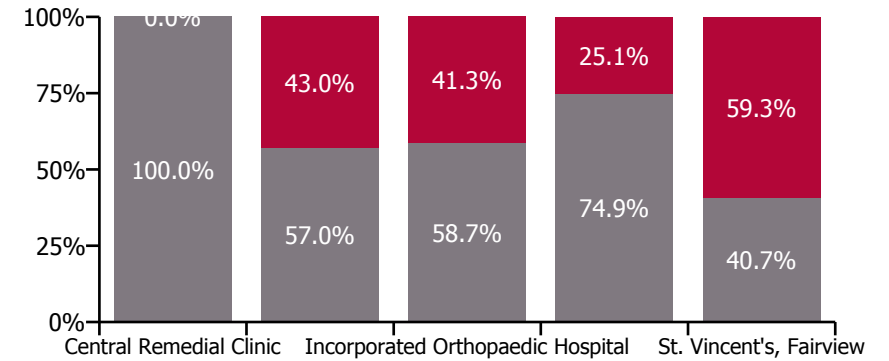
December 2021

Health Service Absence Rate - by Care Group: Dec 2021	Medical & Dental	Nursing & Midwifery	Health & Social Care Professionals	Management & Administrative	General Support	Patient & Client Care	Certified absence	Self-certified absence	Non Covid-19 absence	Covid-19 absence	Total absence rate
CHO 9	5.8%	6.3%	6.4%	3.1%	9.1%	7.1%	3.9%	0.3%	4.2%	2.3%	6.5%
Section 38 Voluntary Agencies	5.8%	6.3%	6.4%	3.1%	9.1%	7.1%	3.9%	0.3%	4.2%	2.3%	6.5%
Central Remedial Clinic	0.0%	20.9%	2.3%	1.6%	11.7%	3.2%	3.4%	0.2%	3.6%	0.0%	3.6%
Daughters of Charity, Dublin	17.3%	6.4%	10.5%	2.8%	5.0%	6.6%	3.6%	0.4%	4.1%	3.1%	7.1%
Incorporated Orthopaedic Hospital	2.5%	5.1%	5.5%	0.8%	10.5%	9.8%	3.6%	0.4%	4.0%	2.8%	6.8%
St. Michael's House, Dublin	3.9%	5.5%	5.6%	3.5%	14.1%	8.1%	4.4%	0.2%	4.7%	1.6%	6.2%
St. Vincent's, Fairview	0.0%	7.4%	5.7%	5.8%	11.7%	0.9%	2.8%	0.3%	3.1%	4.5%	7.5%

Total absence rate



Non Covid-19 & Covid-19 Absence



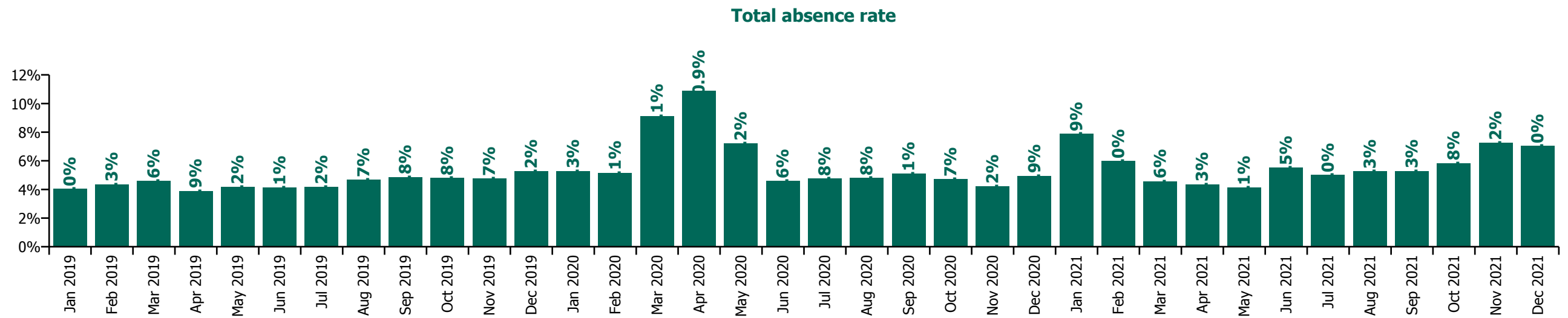
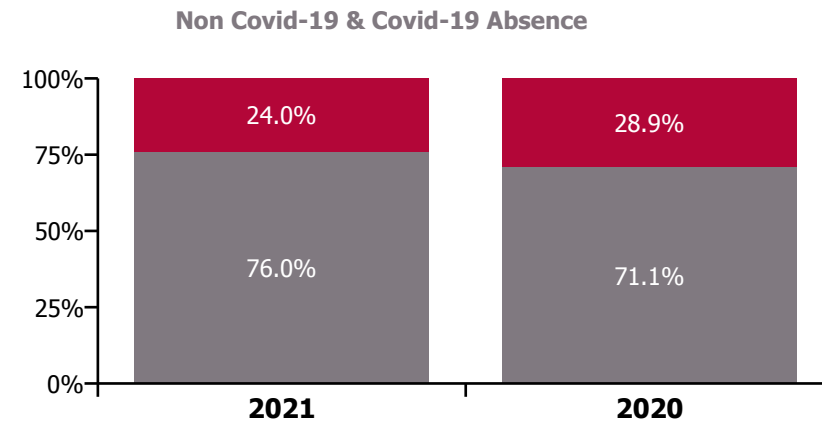
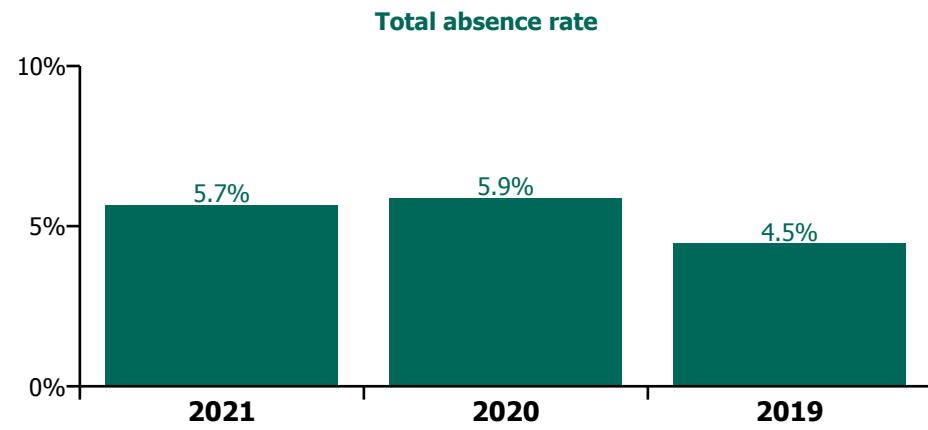
CHO 9 by Staff Category

Year/ month	Medical & Dental	Nursing & Midwifery	Health & Social Care Professionals	Management & Administrative	General Support	Patient & Client Care	Certified absence	Self-certified absence	Non Covid-19 absence	Covid-19 absence	Total absence rate
2021	3.4%	5.8%	4.9%	4.0%	6.3%	7.1%	3.9%	0.4%	4.3%	1.4%	5.7%
Dec 2021	4.8%	7.0%	6.7%	6.0%	9.6%	7.8%	4.1%	0.4%	4.5%	2.6%	7.0%
Nov 2021	5.1%	7.3%	6.9%	6.3%	7.6%	8.5%	4.6%	0.6%	5.2%	2.1%	7.2%
Oct 2021	4.0%	5.7%	5.3%	4.1%	7.6%	7.4%	4.4%	0.5%	4.8%	1.0%	5.8%
Sep 2021	4.0%	5.5%	4.4%	3.4%	7.1%	6.7%	4.2%	0.4%	4.5%	0.7%	5.3%
Aug 2021	2.9%	5.6%	4.4%	3.6%	5.7%	6.9%	4.2%	0.4%	4.6%	0.7%	5.3%
Jul 2021	2.3%	5.2%	4.0%	4.0%	5.9%	6.7%	4.1%	0.4%	4.5%	0.5%	5.0%
Jun 2021	2.0%	4.7%	3.3%	3.5%	5.3%	6.7%	4.4%	0.4%	4.9%	0.7%	5.5%
May 2021	1.9%	4.2%	3.5%	2.6%	3.8%	5.8%	3.3%	0.3%	3.6%	0.5%	4.1%
Apr 2021	2.4%	4.9%	4.0%	2.6%	4.7%	5.2%	3.3%	0.3%	3.6%	0.8%	4.3%
Mar 2021	2.5%	4.9%	4.3%	2.9%	4.4%	5.7%	3.4%	0.3%	3.8%	0.8%	4.6%
Feb 2021	3.1%	6.3%	5.4%	3.7%	5.2%	8.1%	3.5%	0.5%	4.0%	2.0%	6.0%
Jan 2021	5.1%	8.3%	6.8%	4.5%	8.9%	10.3%	3.7%	0.2%	3.9%	4.0%	7.9%
2020	3.2%	6.5%	4.7%	4.0%	7.2%	7.2%	3.9%	0.3%	4.2%	1.7%	5.9%
Dec 2020	3.6%	5.2%	4.2%	3.6%	5.1%	6.1%	3.6%	0.3%	3.9%	1.1%	4.9%
Nov 2020	2.7%	4.7%	3.4%	3.2%	5.4%	4.8%	3.1%	0.3%	3.4%	0.8%	4.2%
Oct 2020	2.5%	4.4%	4.6%	3.7%	6.2%	5.7%	3.3%	0.2%	3.5%	1.2%	4.7%
Sep 2020	2.3%	5.6%	4.2%	3.3%	7.3%	6.2%	3.7%	0.3%	4.0%	1.1%	5.1%
Aug 2020	3.5%	5.6%	3.2%	3.4%	4.7%	6.4%	3.8%	0.3%	4.1%	0.7%	4.8%
Jul 2020	2.5%	5.1%	3.7%	3.0%	6.0%	6.3%	3.7%	0.2%	3.9%	0.8%	4.8%
Jun 2020	2.0%	5.3%	3.4%	2.8%	6.6%	5.6%	3.4%	0.2%	3.7%	0.9%	4.6%
May 2020	2.6%	8.8%	5.2%	4.0%	7.8%	9.3%	3.8%	0.2%	4.0%	3.2%	7.2%
Apr 2020	3.6%	13.7%	7.9%	5.3%	12.4%	14.5%	4.3%	0.1%	4.4%	6.4%	10.9%
Mar 2020	8.2%	8.9%	9.0%	5.2%	10.0%	10.4%	4.6%	0.3%	5.0%	4.1%	9.1%
Feb 2020	2.6%	5.3%	4.1%	4.7%	7.8%	5.7%	4.6%	0.5%	5.1%		5.1%
Jan 2020	3.4%	5.6%	3.9%	5.7%	7.2%	5.7%	4.7%	0.5%	5.3%		5.3%
2019	3.0%	4.6%	3.7%	4.8%	5.0%	5.5%	4.0%	0.4%	4.5%		4.5%
Dec 2019	3.0%	5.7%	4.5%	6.0%	5.8%	5.2%	4.7%	0.5%	5.2%		5.2%
Nov 2019	1.4%	5.4%	3.6%	5.5%	5.4%	5.1%	4.2%	0.5%	4.7%		4.7%
Oct 2019	2.1%	5.2%	3.7%	5.3%	4.8%	5.6%	4.3%	0.5%	4.8%		4.8%
Sep 2019	2.6%	4.9%	4.0%	4.9%	5.4%	5.8%	4.4%	0.5%	4.8%		4.8%

Aug 2019	2.5%	4.8%	3.8%	4.6%	4.9%	5.6%	4.3%	0.4%	4.7%		4.7%
Jul 2019	3.1%	4.4%	3.5%	3.7%	3.9%	4.9%	3.8%	0.4%	4.2%		4.2%
Jun 2019	2.4%	4.3%	3.3%	3.5%	3.7%	5.2%	3.8%	0.4%	4.1%		4.1%
May 2019	5.3%	4.0%	3.6%	4.5%	3.5%	4.8%	3.8%	0.3%	4.2%		4.2%
Apr 2019	4.3%	3.3%	3.1%	4.2%	3.7%	5.3%	3.6%	0.3%	3.9%		3.9%
Mar 2019	2.3%	3.4%	3.8%	5.6%	5.9%	6.5%	4.1%	0.4%	4.6%		4.6%
Feb 2019	4.5%	3.8%	3.6%	3.9%	5.2%	5.7%	3.8%	0.6%	4.3%		4.3%
Jan 2019	4.5%	5.2%	3.9%	5.9%	6.8%	6.7%	3.7%	0.4%	4.0%		4.0%
2018	3.3%	3.9%	3.7%	5.1%	5.7%	5.2%	4.0%	0.4%	4.4%		4.4%

CHO 9 by Care Group

Year/ month	CHWB	Mental Health	Primary Care	Disabilities	Older People	Health Service Executive	Mental Health	Disabilities	Older People	Section 38 Voluntary Agencies	Certified absence	Self-certified absence	Non Covid-19 absence	Covid-19 absence	Total absence rate
2021	2.1%	5.4%	5.3%	7.0%	7.3%	5.9%	4.2%	5.4%	6.5%	5.4%	3.9%	0.4%	4.3%	1.4%	5.7%
Dec 2021	5.3%	7.3%	7.2%	7.3%	8.8%	7.5%	7.5%	6.4%	6.8%	6.5%	4.1%	0.4%	4.5%	2.6%	7.0%
Nov 2021	5.6%	7.8%	7.2%	10.0%	7.3%	7.8%	6.9%	6.5%	7.4%	6.6%	4.6%	0.6%	5.2%	2.1%	7.2%
Oct 2021	0.8%	5.8%	5.8%	6.8%	5.8%	5.9%	3.5%	5.7%	6.8%	5.7%	4.4%	0.5%	4.8%	1.0%	5.8%
Sep 2021	0.6%	5.3%	5.1%	5.9%	6.5%	5.5%	4.1%	4.9%	7.9%	5.0%	4.2%	0.4%	4.5%	0.7%	5.3%
Aug 2021	5.4%	4.7%	5.6%	6.3%	6.7%	5.6%	3.6%	4.6%	8.6%	4.8%	4.2%	0.4%	4.6%	0.7%	5.3%
Jul 2021		4.5%	5.4%	5.9%	6.7%	5.4%	2.8%	4.7%	4.3%	4.6%	4.1%	0.4%	4.5%	0.5%	5.0%
Jun 2021		4.7%	4.2%	7.0%	6.6%	5.1%	2.1%	6.8%	5.1%	6.2%	4.4%	0.4%	4.9%	0.7%	5.5%
May 2021		4.1%	3.4%	6.1%	5.2%	4.3%	3.3%	4.0%	3.3%	4.0%	3.3%	0.3%	3.6%	0.5%	4.1%
Apr 2021		4.0%	3.6%	5.6%	5.8%	4.4%	1.9%	4.5%	4.7%	4.3%	3.3%	0.3%	3.6%	0.8%	4.3%
Mar 2021		4.1%	4.0%	6.3%	6.0%	4.7%	3.4%	4.5%	4.7%	4.4%	3.4%	0.3%	3.8%	0.8%	4.6%
Feb 2021		5.7%	4.7%	6.8%	10.4%	6.2%	5.6%	5.4%	9.6%	5.7%	3.5%	0.5%	4.0%	2.0%	6.0%
Jan 2021	3.1%	6.9%	6.8%	10.4%	12.3%	8.2%	6.6%	7.4%	9.0%	7.5%	3.7%	0.2%	3.9%	4.0%	7.9%
2020	0.8%	4.8%	5.3%	8.1%	9.2%	6.2%	4.4%	5.4%	7.9%	5.5%	3.9%	0.3%	4.2%	1.7%	5.9%
Dec 2020		4.0%	5.2%	6.0%	6.9%	5.2%	5.5%	4.3%	7.0%	4.6%	3.6%	0.3%	3.9%	1.1%	4.9%
Nov 2020		3.6%	4.5%	6.0%	5.4%	4.6%	4.0%	3.8%	3.2%	3.7%	3.1%	0.3%	3.4%	0.8%	4.2%
Oct 2020	0.6%	3.8%	4.7%	6.5%	5.7%	4.8%	2.1%	4.9%	2.7%	4.6%	3.3%	0.2%	3.5%	1.2%	4.7%
Sep 2020	3.2%	4.1%	4.9%	7.1%	6.7%	5.3%	3.0%	5.0%	4.7%	4.9%	3.7%	0.3%	4.0%	1.1%	5.1%
Aug 2020		3.9%	4.9%	8.3%	6.7%	5.4%	1.6%	4.4%	5.6%	4.3%	3.8%	0.3%	4.1%	0.7%	4.8%
Jul 2020		3.7%	4.2%	7.7%	6.5%	4.9%	2.5%	4.7%	4.0%	4.6%	3.7%	0.2%	3.9%	0.8%	4.8%
Jun 2020		3.2%	3.7%	5.8%	7.7%	4.6%	3.2%	4.5%	6.5%	4.6%	3.4%	0.2%	3.7%	0.9%	4.6%
May 2020		5.8%	4.8%	6.8%	15.9%	7.5%	5.9%	6.4%	13.7%	6.9%	3.8%	0.2%	4.0%	3.2%	7.2%
Apr 2020	3.2%	8.3%	8.3%	15.3%	25.4%	12.4%	6.1%	9.1%	16.3%	9.4%	4.3%	0.1%	4.4%	6.4%	10.9%
Mar 2020	1.3%	8.1%	9.2%	11.3%	9.2%	9.1%	8.3%	8.1%	21.2%	9.1%	4.6%	0.3%	5.0%	4.1%	9.1%
Feb 2020		4.5%	5.1%	8.4%	6.1%	5.5%	5.7%	4.7%	4.8%	4.7%	4.6%	0.5%	5.1%		5.1%
Jan 2020	1.2%	4.7%	5.7%	8.5%	6.4%	5.9%	5.1%	4.6%	4.0%	4.6%	4.7%	0.5%	5.3%		5.3%
2019		4.5%	3.9%	6.6%	5.8%	4.6%	3.8%	4.3%	4.2%	4.3%	4.0%	0.4%	4.5%		4.5%
Dec 2019		4.8%	5.6%	7.9%	7.1%	6.0%	3.6%	4.5%	4.4%	4.5%	4.7%	0.5%	5.2%		5.2%
Nov 2019		4.4%	5.0%	8.0%	6.4%	5.5%	3.4%	4.0%	3.9%	4.0%	4.2%	0.5%	4.7%		4.7%
Oct 2019		4.5%	4.9%	8.4%	6.6%	5.6%	2.0%	3.9%	6.2%	4.0%	4.3%	0.5%	4.8%		4.8%
Sep 2019		4.7%	4.7%	6.7%	5.3%	5.1%	4.2%	4.5%	6.2%	4.6%	4.4%	0.5%	4.8%		4.8%
Aug 2019		4.4%	4.1%	6.3%	5.3%	4.8%	4.9%	4.4%	6.4%	4.5%	4.3%	0.4%	4.7%		4.7%
Jul 2019		4.4%	3.4%	5.2%	3.8%	4.0%	4.1%	4.3%	4.3%	4.3%	3.8%	0.4%	4.2%		4.2%
Jun 2019		4.1%	3.2%	5.3%	5.2%	4.1%	2.8%	4.3%	2.5%	4.1%	3.8%	0.4%	4.1%		4.1%
May 2019		3.0%	5.8%	5.9%	2.6%	4.1%	2.7%	4.4%	2.4%	4.2%	3.8%	0.3%	4.2%		4.2%
Apr 2019		4.1%	3.9%	0.6%	4.4%	3.9%	2.6%	4.0%	2.5%	3.8%	3.6%	0.3%	3.9%		3.9%
Mar 2019		4.9%	4.9%	2.0%	6.8%	5.2%	4.2%	4.1%	2.1%	4.0%	4.1%	0.4%	4.6%		4.6%
Feb 2019		3.6%	3.4%	7.6%	7.3%	3.9%	5.0%	4.8%	4.0%	4.8%	3.8%	0.6%	4.3%		4.3%
Jan 2019		6.2%	1.8%	4.7%	6.0%	3.4%	5.7%	4.9%	5.2%	5.0%	3.7%	0.4%	4.0%		4.0%



CHO 9 Section 38's

Year/ month	Central Remedial Clinic	Daughters of Charity, Dublin	Incorporated Orthopaedic Hospital	St. Michael's House, Dublin	St. Vincent's, Fairview	Section 38 Voluntary Agencies	Certified absence	Self- certified absence	Non Covid-19 absence	Covid-19 absence	Total absence rate
2021	2.7%	5.8%	6.5%	5.6%	4.2%	5.4%	3.7%	0.3%	4.1%	1.3%	5.4%
Dec 2021	3.6%	7.1%	6.8%	6.2%	7.5%	6.5%	3.9%	0.3%	4.2%	2.3%	6.5%
Nov 2021	5.2%	6.6%	7.4%	6.8%	6.9%	6.6%	4.0%	0.5%	4.5%	2.1%	6.6%
Oct 2021	4.1%	6.1%	6.8%	5.8%	3.5%	5.7%	4.2%	0.3%	4.5%	1.2%	5.7%
Sep 2021	2.4%	4.8%	7.9%	5.4%	4.1%	5.0%	4.1%	0.3%	4.4%	0.7%	5.0%
Aug 2021	2.4%	4.4%	8.6%	5.2%	3.6%	4.8%	3.9%	0.3%	4.2%	0.7%	4.8%
Jul 2021	2.6%	4.4%	4.3%	5.3%	2.8%	4.6%	3.9%	0.3%	4.2%	0.4%	4.6%
Jun 2021	1.5%		5.1%	4.6%	2.1%	6.2%	5.0%	0.5%	5.5%	0.7%	6.2%
May 2021	3.2%	4.2%	3.3%	4.1%	3.3%	4.0%	3.2%	0.2%	3.4%	0.5%	4.0%
Apr 2021	1.3%	4.3%	4.7%	5.1%	1.9%	4.3%	3.2%	0.2%	3.4%	0.9%	4.3%
Mar 2021	1.1%	4.5%	4.7%	5.1%	3.4%	4.4%	3.3%	0.3%	3.6%	0.8%	4.4%
Feb 2021	1.6%	5.8%	9.6%	5.7%	5.6%	5.7%	3.2%	0.6%	3.7%	2.0%	5.7%
Jan 2021	3.1%	7.3%	9.0%	8.3%	6.6%	7.5%	3.4%	0.2%	3.6%	3.8%	7.5%
2020	3.9%	5.1%	7.9%	5.9%	4.4%	5.5%	3.6%	0.2%	3.9%	1.6%	5.5%
Dec 2020	1.2%	3.8%	7.0%	5.2%	5.5%	4.6%	3.4%	0.2%	3.7%	0.9%	4.6%
Nov 2020	3.0%	3.6%	3.2%	4.1%	4.0%	3.7%	2.8%	0.2%	3.0%	0.7%	3.7%
Oct 2020	3.6%	4.9%	2.7%	5.1%	2.1%	4.6%	3.2%	0.2%	3.3%	1.2%	4.6%
Sep 2020	2.3%	5.4%	4.7%	5.3%	3.0%	4.9%	3.4%	0.2%	3.6%	1.3%	4.9%
Aug 2020	3.4%	4.3%	5.6%	4.6%	1.6%	4.3%	3.5%	0.2%	3.7%	0.6%	4.3%
Jul 2020	2.8%	4.1%	4.0%	5.6%	2.5%	4.6%	3.6%	0.2%	3.8%	0.8%	4.6%
Jun 2020	2.9%	4.2%	6.5%	5.1%	3.2%	4.6%	3.4%	0.2%	3.6%	0.9%	4.6%
May 2020	4.7%	6.8%	13.7%	6.5%	5.9%	6.9%	3.8%	0.1%	3.9%	3.0%	6.9%
Apr 2020	7.7%	9.1%	16.3%	9.3%	6.1%	9.4%	3.9%	0.1%	4.0%	5.4%	9.4%
Mar 2020	4.7%	6.8%	21.2%	9.7%	8.3%	9.1%	4.5%	0.3%	4.7%	4.4%	9.1%
Feb 2020	5.3%	4.3%	4.8%	4.8%	5.7%	4.7%	4.3%	0.4%	4.7%		4.7%
Jan 2020	4.4%	4.4%	4.0%	4.8%	5.1%	4.6%	4.1%	0.5%	4.6%		4.6%
2019	3.4%	3.9%	4.2%	4.9%	3.8%	4.3%	3.9%	0.4%	4.3%		4.3%
Dec 2019	6.3%	3.1%	4.4%	5.4%	3.6%	4.5%	4.0%	0.4%	4.5%		4.5%
Nov 2019	2.1%	4.0%	3.9%	4.5%	3.4%	4.0%	3.5%	0.5%	4.0%		4.0%
Oct 2019	2.6%	3.3%	6.2%	4.7%	2.0%	4.0%	3.5%	0.4%	4.0%		4.0%
Sep 2019	3.4%	3.9%	6.2%	5.2%	4.2%	4.6%	4.2%	0.5%	4.6%		4.6%
Aug 2019	3.2%	3.5%	6.4%	5.3%	4.9%	4.5%	4.3%	0.3%	4.5%		4.5%
Jul 2019	2.5%	3.5%	4.3%	5.4%	4.1%	4.3%	4.0%	0.3%	4.3%		4.3%
Jun 2019	3.0%	4.0%	2.5%	4.7%	2.8%	4.1%	3.8%	0.3%	4.1%		4.1%
May 2019	3.3%	3.8%	2.4%	5.1%	2.7%	4.2%	3.9%	0.3%	4.2%		4.2%
Apr 2019	3.3%	3.8%	2.5%	4.3%	2.6%	3.8%	3.6%	0.3%	3.8%		3.8%
Mar 2019	4.1%	4.0%	2.1%	4.1%	4.2%	4.0%	3.6%	0.3%	4.0%		4.0%
Feb 2019	3.3%	4.7%	4.0%	5.2%	5.0%	4.8%	4.3%	0.5%	4.8%		4.8%
Jan 2019	5.0%	4.8%	5.2%	5.0%	5.7%	5.0%	4.6%	0.4%	5.0%		5.0%

