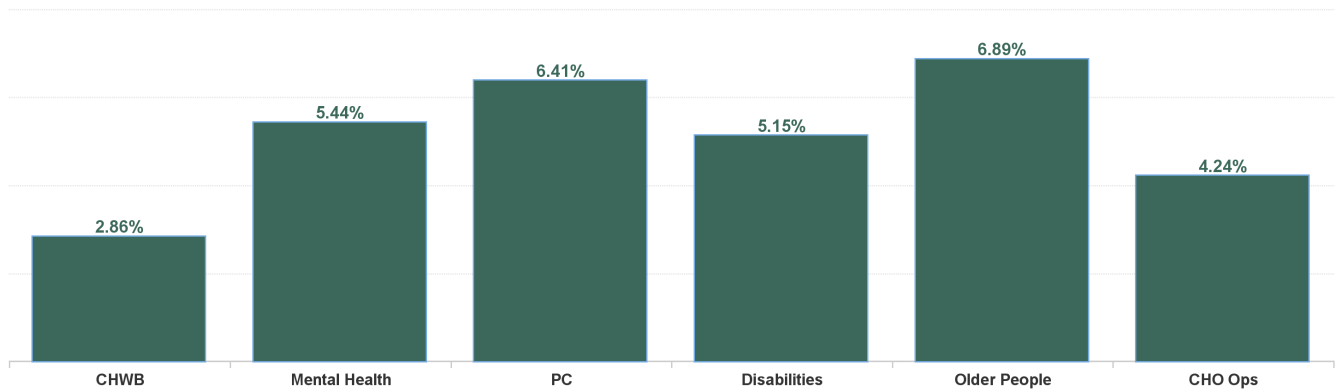


February 2024

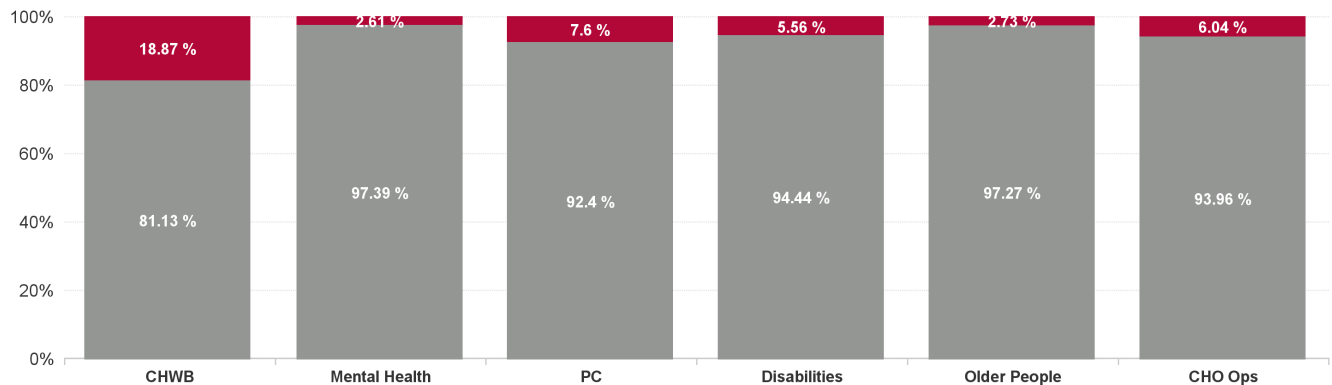
| Health Service Absence Rate - by Staff Category: Feb 2024 | Certified absence | Self-certified absence | Non Covid-19 absence | Covid-19 absence | Total absence rate | % Non Covid-19 absence | % Covid-19 absence |
|---|-------------------|------------------------|----------------------|------------------|--------------------|------------------------|--------------------|
| CHO 9 | 4.78% | 0.57% | 5.35% | 0.29% | 5.64% | 94.85% | 5.15% |
| Medical & Dental | 3.76% | 0.37% | 4.12% | 0.54% | 4.66% | 88.50% | 11.50% |
| Nursing & Midwifery | 3.93% | 0.54% | 4.47% | 0.30% | 4.78% | 93.66% | 6.34% |
| Health & Social Care Professionals | 3.95% | 0.50% | 4.45% | 0.16% | 4.61% | 96.63% | 3.37% |
| Management & Administrative | 4.91% | 0.60% | 5.51% | 0.30% | 5.82% | 94.79% | 5.21% |
| General Support | 7.68% | 0.57% | 8.25% | 0.08% | 8.33% | 99.04% | 0.96% |
| Patient & Client Care | 6.20% | 0.71% | 6.91% | 0.43% | 7.34% | 94.12% | 5.88% |

| Health Service Absence Rate - by Care Group: Feb 2024 | Certified absence | Self-certified absence | Non Covid-19 absence | Covid-19 absence | Total absence rate | % Non Covid-19 absence | % Covid-19 absence |
|---|-------------------|------------------------|----------------------|------------------|--------------------|------------------------|--------------------|
| CHO 9 | 4.78% | 0.57% | 5.35% | 0.29% | 5.64% | 94.85% | 5.15% |
| Community Health & Wellbeing | 1.73% | 0.59% | 2.32% | 0.54% | 2.86% | 81.13% | 18.87% |
| Primary Care | 5.37% | 0.55% | 5.92% | 0.49% | 6.41% | 92.40% | 7.60% |
| Disabilities | 4.44% | 0.42% | 4.87% | 0.29% | 5.15% | 94.44% | 5.56% |
| Mental Health | 4.73% | 0.57% | 5.30% | 0.14% | 5.44% | 97.39% | 2.61% |
| Older People | 5.50% | 1.20% | 6.70% | 0.19% | 6.89% | 97.27% | 2.73% |
| CHO Operations | 3.63% | 0.36% | 3.99% | 0.26% | 4.24% | 93.96% | 6.04% |
| Community Services | 4.78% | 0.57% | 5.35% | 0.29% | 5.64% | 94.85% | 5.15% |

Total Absence Rate

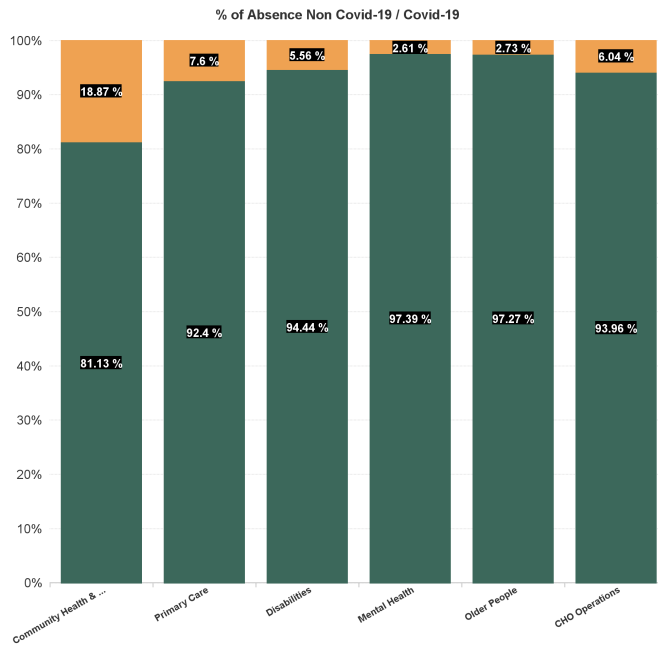
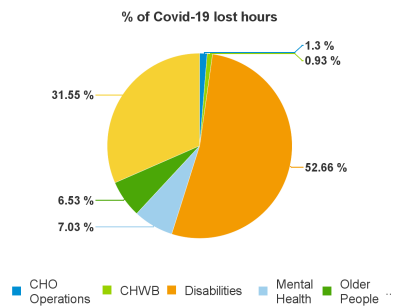
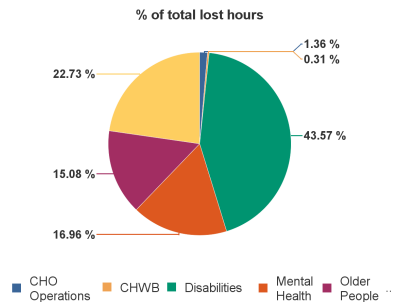


% of Absence Non Covid-19 / Covid-19



February 2024

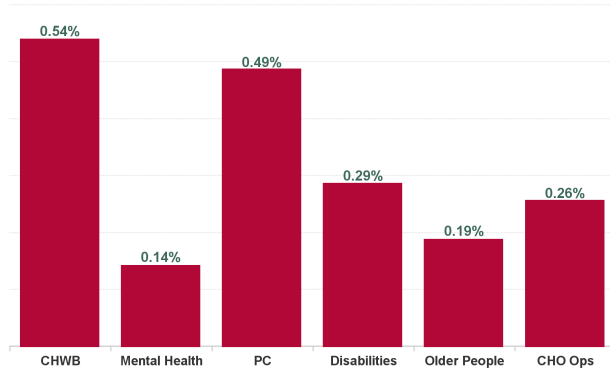
| Health Service Absence Rate - by Care Group : Feb 2024 | Certified absence | Self- certified absence | Non Covid-19 absence | Covid-19 absence | Total absence rate | Medical & Dental | Nursing & Midwifery | Health & Social Care Professionals | Management & Administrative | General Support | Patient & Client Care |
|---|----------------------|-------------------------------|----------------------------|---------------------|--------------------------|---------------------|------------------------|--|--------------------------------|--------------------|--------------------------|
| CHO 9 | 4.78% | 0.57% | 5.35% | 0.29% | 5.64% | 4.66% | 4.78% | 4.61% | 5.82% | 8.33% | 7.34% |
| Community Health & Wellbeing | 1.73% | 0.59% | 2.32% | 0.54% | 2.86% | | | 0.00% | 4.07% | | 2.43% |
| Primary Care | 5.37% | 0.55% | 5.92% | 0.49% | 6.41% | 4.63% | 7.25% | 3.67% | 7.93% | 10.17% | 7.81% |
| Disabilities | 4.44% | 0.42% | 4.87% | 0.29% | 5.15% | 6.62% | 3.36% | 4.80% | 3.85% | 8.38% | 6.82% |
| Mental Health | 4.73% | 0.57% | 5.30% | 0.14% | 5.44% | 4.47% | 4.06% | 5.42% | 8.40% | 6.32% | 8.68% |
| Older People | 5.50% | 1.20% | 6.70% | 0.19% | 6.89% | 3.94% | 6.25% | 3.91% | 4.57% | 8.80% | 8.73% |
| CHO Operations | 3.63% | 0.36% | 3.99% | 0.26% | 4.24% | | 0.00% | 9.17% | 3.45% | 23.29% | |
| Community Services | 4.78% | 0.57% | 5.35% | 0.29% | 5.64% | 4.66% | 4.78% | 4.61% | 5.82% | 8.33% | 7.34% |



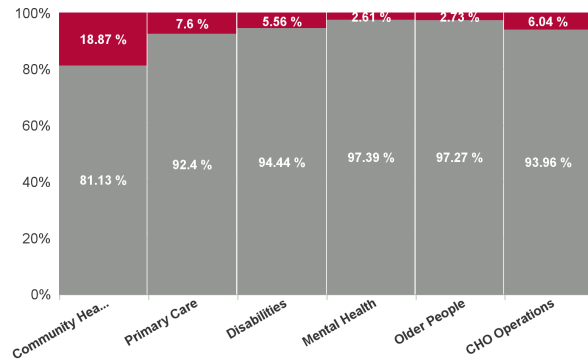
February 2024

| Health Service Absence Rate - by Care Group : Feb 2024 | Non Covid-19 absence | Covid-19 absence | Total absence rate | Medical & Dental | Nursing & Midwifery | Health & Social Care Professionals | Management & Administrative | General Support | Patient & Client Care |
|---|----------------------------|---------------------|--------------------------|---------------------|------------------------|--|--------------------------------|--------------------|--------------------------|
| CHO 9 | 5.35% | 0.29% | 5.64% | 0.54% | 0.30% | 0.16% | 0.30% | 0.08% | 0.43% |
| Community Health & Wellbeing | 2.32% | 0.54% | 2.86% | | | 0.00% | 1.70% | | 0.00% |
| Primary Care | 5.92% | 0.49% | 6.41% | 1.06% | 0.74% | 0.16% | 0.48% | 0.00% | 0.24% |
| Disabilities | 4.87% | 0.29% | 5.15% | 0.00% | 0.28% | 0.11% | 0.13% | 0.20% | 0.58% |
| Mental Health | 5.30% | 0.14% | 5.44% | 0.28% | 0.06% | 0.17% | 0.43% | 0.00% | 0.14% |
| Older People | 6.70% | 0.19% | 6.89% | 0.00% | 0.21% | 0.42% | 0.12% | 0.00% | 0.20% |
| CHO Operations | 3.99% | 0.26% | 4.24% | | 0.00% | 2.18% | 0.09% | 0.00% | |
| Community Services | 5.35% | 0.29% | 5.64% | 0.54% | 0.30% | 0.16% | 0.30% | 0.08% | 0.43% |

Total COVID Absence Rate

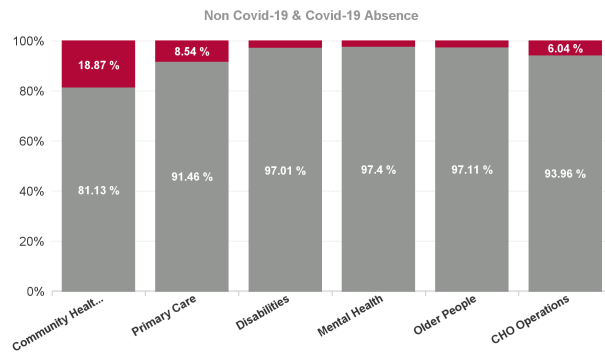
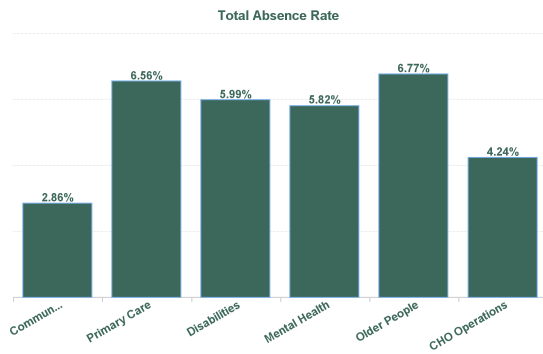


% of Absence Non Covid-19 / Covid-19



February 2024

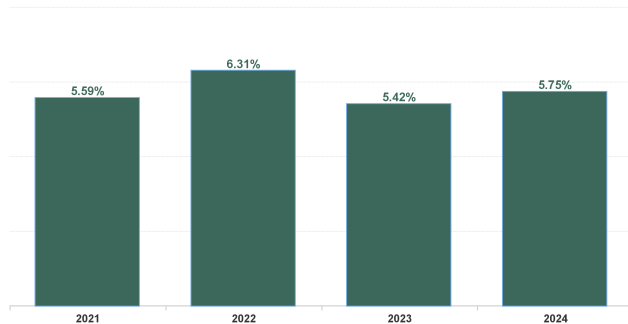
| Health Service Absence Rate - by Admin : Feb 2024 | Certified absence | Self-certified absence | Non Covid-19 absence | Covid-19 absence | Total absence rate | Medical & Dental | Nursing & Midwifery | Health & Social Care Professionals | Management & Administrative | General Support | Patient & Client Care |
|---|-------------------|------------------------|----------------------|------------------|--------------------|------------------|---------------------|------------------------------------|-----------------------------|-----------------|-----------------------|
| Total | 4.78% | 0.57% | 5.35% | 0.29% | 5.64% | 4.66% | 4.78% | 4.61% | 5.82% | 8.33% | 7.34% |
| Community Health & Wellbeing | 1.73% | 0.59% | 2.32% | 0.54% | 2.86% | | | 0.00% | 4.07% | | 2.43% |
| Primary Care | 5.47% | 0.53% | 6.00% | 0.56% | 6.56% | 4.86% | 7.41% | 3.79% | 8.65% | 12.15% | 7.63% |
| Disabilities | 5.21% | 0.60% | 5.81% | 0.18% | 5.99% | 0.00% | 4.30% | 6.39% | 4.69% | 16.46% | 7.76% |
| Mental Health | 5.06% | 0.61% | 5.67% | 0.15% | 5.82% | 4.47% | 4.58% | 5.54% | 9.86% | 5.71% | 8.85% |
| Older People | 5.70% | 0.87% | 6.58% | 0.20% | 6.77% | 1.97% | 5.17% | 4.45% | 4.26% | 12.30% | 8.21% |
| CHO Operations | 3.63% | 0.36% | 3.99% | 0.26% | 4.24% | | 0.00% | 9.17% | 3.45% | 23.29% | |
| Health Service Executive | 5.24% | 0.62% | 5.85% | 0.31% | 6.16% | 4.45% | 5.39% | 4.55% | 7.10% | 10.32% | 7.87% |
| Section 38 Voluntary Agencies | 4.32% | 0.53% | 4.84% | 0.27% | 5.11% | 6.14% | 3.85% | 4.63% | 3.54% | 6.85% | 6.97% |



| Year / Month | Certified absence | Self-certified absence | Non Covid-19 absence | Covid-19 absence | Total absence rate | Medical & Dental | Nursing & Midwifery | Health & Social Care Professionals | Management & Administrative | General Support | Patient & Client Care |
|--------------|-------------------|------------------------|----------------------|------------------|--------------------|------------------|---------------------|------------------------------------|-----------------------------|-----------------|-----------------------|
| Feb 2024 | 4.78% | 0.57% | 5.35% | 0.29% | 5.64% | 4.66% | 4.78% | 4.61% | 5.82% | 8.33% | 7.34% |
| Jan 2024 | 4.69% | 0.64% | 5.33% | 0.52% | 5.85% | 4.59% | 4.88% | 5.03% | 6.54% | 8.04% | 7.35% |
| 2024 | 4.73% | 0.61% | 5.34% | 0.41% | 5.75% | 4.62% | 4.83% | 4.83% | 6.19% | 8.18% | 7.35% |
| Dec 2023 | 5.08% | 0.66% | 5.74% | 0.63% | 6.36% | 3.10% | 5.85% | 5.86% | 6.59% | 8.37% | 7.53% |
| Nov 2023 | 4.66% | 0.59% | 5.25% | 0.32% | 5.57% | 2.41% | 5.31% | 4.67% | 5.61% | 8.09% | 6.93% |
| Oct 2023 | 4.77% | 0.54% | 5.30% | 0.47% | 5.77% | 3.04% | 5.49% | 5.07% | 5.67% | 7.59% | 7.07% |
| Sep 2023 | 4.41% | 0.48% | 4.89% | 0.68% | 5.57% | 2.11% | 5.47% | 5.06% | 4.99% | 7.13% | 6.92% |
| Aug 2023 | 4.38% | 0.43% | 4.81% | 0.55% | 5.36% | 2.21% | 5.56% | 4.77% | 4.99% | 7.66% | 6.00% |
| Jul 2023 | 4.17% | 0.46% | 4.63% | 0.33% | 4.96% | 4.44% | 4.87% | 3.97% | 4.38% | 7.16% | 6.10% |
| Jun 2023 | 4.51% | 0.51% | 5.03% | 0.25% | 5.28% | 3.45% | 4.95% | 3.99% | 5.41% | 7.61% | 6.89% |
| May 2023 | 4.37% | 0.49% | 4.86% | 0.35% | 5.21% | 3.77% | 5.33% | 4.20% | 4.48% | 7.11% | 6.45% |
| Apr 2023 | 4.11% | 0.47% | 4.58% | 0.36% | 4.95% | 4.37% | 4.78% | 4.46% | 4.44% | 6.10% | 5.80% |
| Mar 2023 | 4.44% | 0.53% | 4.97% | 0.49% | 5.46% | 4.06% | 5.20% | 4.94% | 5.35% | 6.76% | 6.40% |
| Feb 2023 | 4.14% | 0.41% | 4.55% | 0.39% | 4.94% | 3.03% | 5.32% | 3.72% | 4.94% | 6.94% | 6.20% |
| Jan 2023 | 4.48% | 0.54% | 5.02% | 0.62% | 5.64% | 2.12% | 5.61% | 4.75% | 5.58% | 7.39% | 6.94% |
| 2023 | 4.46% | 0.51% | 4.97% | 0.45% | 5.42% | 3.16% | 5.31% | 4.60% | 5.21% | 7.33% | 6.61% |
| Dec 2022 | 4.91% | 0.68% | 5.59% | 1.23% | 6.82% | 2.61% | 6.89% | 6.11% | 6.52% | 7.30% | 8.33% |
| Nov 2022 | 3.95% | 0.51% | 4.45% | 0.67% | 5.12% | 1.79% | 5.74% | 3.80% | 4.78% | 5.06% | 7.23% |
| Oct 2022 | 4.14% | 0.52% | 4.65% | 0.65% | 5.30% | 3.03% | 5.81% | 3.94% | 4.78% | 6.20% | 7.07% |
| Sep 2022 | 4.31% | 0.56% | 4.87% | 0.56% | 5.42% | 3.84% | 5.84% | 4.15% | 4.84% | 6.37% | 6.82% |
| Aug 2022 | 4.02% | 0.48% | 4.50% | 0.80% | 5.30% | 3.09% | 5.63% | 4.31% | 5.13% | 6.02% | 6.28% |
| Jul 2022 | 4.29% | 0.45% | 4.74% | 1.63% | 6.37% | 3.57% | 6.12% | 5.01% | 6.28% | 8.10% | 8.31% |
| Jun 2022 | 4.20% | 0.46% | 4.65% | 1.59% | 6.24% | 3.98% | 6.01% | 5.11% | 6.52% | 7.33% | 7.77% |
| May 2022 | 4.19% | 0.43% | 4.61% | 0.75% | 5.36% | 2.92% | 5.37% | 4.34% | 4.85% | 6.51% | 6.91% |
| Apr 2022 | 4.27% | 0.43% | 4.70% | 1.66% | 6.36% | 3.68% | 6.28% | 5.57% | 5.22% | 8.93% | 7.72% |
| Mar 2022 | 4.42% | 0.45% | 4.86% | 3.73% | 8.60% | 5.07% | 8.76% | 7.66% | 8.07% | 10.65% | 9.86% |
| Feb 2022 | 3.90% | 0.39% | 4.29% | 2.30% | 6.59% | 4.09% | 6.75% | 6.11% | 5.71% | 8.11% | 7.39% |
| Jan 2022 | 3.81% | 0.33% | 4.15% | 4.25% | 8.39% | 4.77% | 9.19% | 6.69% | 7.70% | 10.01% | 9.90% |
| 2022 | 4.19% | 0.47% | 4.67% | 1.65% | 6.31% | 3.52% | 6.55% | 5.17% | 5.87% | 7.54% | 7.80% |
| Dec 2021 | 4.08% | 0.39% | 4.47% | 2.56% | 7.03% | 4.83% | 6.96% | 6.67% | 5.98% | 9.59% | 7.79% |
| Nov 2021 | 4.58% | 0.60% | 5.18% | 2.06% | 7.24% | 5.08% | 7.28% | 6.94% | 6.27% | 7.56% | 8.47% |
| Oct 2021 | 4.37% | 0.47% | 4.84% | 0.99% | 5.82% | 3.99% | 5.71% | 5.25% | 4.07% | 7.63% | 7.41% |
| Sep 2021 | 4.17% | 0.37% | 4.55% | 0.72% | 5.27% | 4.00% | 5.53% | 4.42% | 3.43% | 7.14% | 6.67% |
| Aug 2021 | 4.19% | 0.38% | 4.57% | 0.69% | 5.26% | 2.85% | 5.64% | 4.41% | 3.61% | 5.73% | 6.87% |
| Jul 2021 | 4.10% | 0.41% | 4.50% | 0.50% | 5.00% | 2.34% | 5.15% | 4.01% | 4.03% | 5.90% | 6.66% |
| Jun 2021 | 3.68% | 0.37% | 4.06% | 0.54% | 4.60% | 1.95% | 4.72% | 3.34% | 3.48% | 5.31% | 6.68% |
| May 2021 | 3.29% | 0.29% | 3.58% | 0.55% | 4.12% | 1.89% | 4.24% | 3.45% | 2.62% | 3.77% | 5.85% |
| Apr 2021 | 3.29% | 0.27% | 3.56% | 0.78% | 4.34% | 2.41% | 4.87% | 3.96% | 2.61% | 4.73% | 5.16% |
| Mar 2021 | 3.42% | 0.35% | 3.76% | 0.80% | 4.56% | 2.51% | 4.90% | 4.26% | 2.92% | 4.39% | 5.69% |
| Feb 2021 | 3.47% | 0.52% | 3.98% | 1.99% | 5.97% | 3.12% | 6.27% | 5.43% | 3.72% | 5.16% | 8.11% |
| Jan 2021 | 3.69% | 0.23% | 3.91% | 3.96% | 7.87% | 5.10% | 8.32% | 6.78% | 4.48% | 8.89% | 10.34% |
| 2021 | 3.86% | 0.39% | 4.25% | 1.34% | 5.59% | 3.38% | 5.79% | 4.91% | 3.96% | 6.30% | 7.12% |

| Year / Month | Certified absence | Self-certified absence | Non Covid-19 absence | Covid-19 absence | Total absence rate | CHWB | Mental Health | PC | Disabilities | Older People | CHO Ops |
|--------------|-------------------|------------------------|----------------------|------------------|--------------------|--------------|---------------|--------------|--------------|--------------|--------------|
| Feb 2024 | 4.78% | 0.57% | 5.35% | 0.29% | 5.64% | 2.86% | 5.44% | 6.41% | 5.15% | 6.89% | 4.24% |
| Jan 2024 | 4.69% | 0.64% | 5.33% | 0.52% | 5.85% | 6.22% | 5.28% | 7.04% | 5.34% | 7.08% | 4.97% |
| 2024 | 4.73% | 0.61% | 5.34% | 0.41% | 5.75% | 4.59% | 5.36% | 6.72% | 5.25% | 6.99% | 4.63% |
| Dec 2023 | 5.08% | 0.66% | 5.74% | 0.63% | 6.36% | 7.87% | 5.56% | 7.35% | 6.02% | 7.45% | 6.32% |
| Nov 2023 | 4.66% | 0.59% | 5.25% | 0.32% | 5.57% | 2.95% | 5.07% | 5.66% | 5.44% | 6.94% | 4.07% |
| Oct 2023 | 4.77% | 0.54% | 5.30% | 0.47% | 5.77% | 3.75% | 5.88% | 5.72% | 5.69% | 6.31% | 4.34% |
| Sep 2023 | 4.41% | 0.48% | 4.89% | 0.68% | 5.57% | 2.41% | 4.83% | 5.53% | 5.68% | 6.71% | 2.51% |
| Aug 2023 | 4.38% | 0.43% | 4.81% | 0.55% | 5.36% | 4.20% | 4.29% | 5.70% | 5.29% | 7.10% | 2.67% |
| Jul 2023 | 4.17% | 0.46% | 4.63% | 0.33% | 4.96% | 2.38% | 4.34% | 5.41% | 5.13% | 4.86% | 3.74% |
| Jun 2023 | 4.51% | 0.51% | 5.03% | 0.25% | 5.28% | 1.80% | 4.26% | 5.81% | 5.27% | 6.23% | 4.45% |
| May 2023 | 4.37% | 0.49% | 4.86% | 0.35% | 5.21% | 1.39% | 4.24% | 5.59% | 5.15% | 6.55% | 4.18% |
| Apr 2023 | 4.11% | 0.47% | 4.58% | 0.36% | 4.95% | 2.38% | 4.41% | 5.48% | 5.01% | 5.03% | 3.74% |
| Mar 2023 | 4.44% | 0.53% | 4.97% | 0.49% | 5.46% | 3.33% | 4.74% | 6.80% | 5.28% | 5.83% | 2.46% |
| Feb 2023 | 4.14% | 0.41% | 4.55% | 0.39% | 4.94% | 2.71% | 4.71% | 6.39% | 4.50% | 5.64% | 3.45% |
| Jan 2023 | 4.48% | 0.54% | 5.02% | 0.62% | 5.64% | 2.92% | 5.24% | 7.02% | 5.10% | 6.45% | 5.85% |
| 2023 | 4.46% | 0.51% | 4.97% | 0.45% | 5.42% | 3.12% | 4.80% | 6.03% | 5.29% | 6.25% | 4.00% |
| Dec 2022 | 4.91% | 0.68% | 5.59% | 1.23% | 6.82% | 7.01% | 6.41% | 8.12% | 6.03% | 8.80% | 6.29% |
| Nov 2022 | 3.95% | 0.51% | 4.45% | 0.67% | 5.12% | 2.40% | 5.21% | 6.17% | 4.37% | 7.13% | 4.22% |
| Oct 2022 | 4.14% | 0.52% | 4.65% | 0.65% | 5.30% | 2.46% | 5.55% | 6.47% | 4.77% | 5.95% | 3.95% |
| Sep 2022 | 4.31% | 0.56% | 4.87% | 0.56% | 5.42% | 2.12% | 5.74% | 5.98% | 5.18% | 5.80% | 3.38% |
| Aug 2022 | 4.02% | 0.48% | 4.50% | 0.80% | 5.30% | 1.77% | 4.89% | 6.08% | 4.93% | 6.37% | 4.95% |
| Jul 2022 | 4.29% | 0.45% | 4.74% | 1.63% | 6.37% | 4.49% | 5.55% | 7.18% | 6.11% | 7.53% | 6.34% |
| Jun 2022 | 4.20% | 0.46% | 4.65% | 1.59% | 6.24% | 5.63% | 6.14% | 6.79% | 5.48% | 8.43% | 6.24% |
| May 2022 | 4.19% | 0.43% | 4.61% | 0.75% | 5.36% | 2.28% | 5.05% | 5.10% | 5.14% | 6.91% | 6.09% |
| Apr 2022 | 4.27% | 0.43% | 4.70% | 1.66% | 6.36% | 5.34% | 6.36% | 5.56% | 6.21% | 8.26% | 3.31% |
| Mar 2022 | 4.42% | 0.45% | 4.86% | 3.73% | 8.60% | | 8.03% | 9.16% | 7.75% | 12.17% | 5.39% |
| Feb 2022 | 3.90% | 0.39% | 4.29% | 2.30% | 6.59% | 1.88% | 5.07% | 7.15% | 6.09% | 10.04% | |
| Jan 2022 | 3.81% | 0.33% | 4.15% | 4.25% | 8.39% | 5.06% | 8.55% | 8.63% | 7.99% | 9.32% | |
| 2022 | 4.19% | 0.47% | 4.67% | 1.65% | 6.31% | 3.62% | 6.05% | 6.89% | 5.81% | 8.03% | 5.00% |
| Dec 2021 | 4.08% | 0.39% | 4.47% | 2.56% | 7.03% | 5.32% | 7.31% | 7.25% | 6.53% | 8.12% | |
| Nov 2021 | 4.58% | 0.60% | 5.18% | 2.06% | 7.24% | 5.58% | 7.72% | 7.23% | 7.06% | 7.35% | |
| Oct 2021 | 4.37% | 0.47% | 4.84% | 0.99% | 5.82% | 0.83% | 5.46% | 5.82% | 5.90% | 6.10% | |
| Sep 2021 | 4.17% | 0.37% | 4.55% | 0.72% | 5.27% | 0.64% | 5.10% | 5.07% | 5.02% | 6.86% | |
| Aug 2021 | 4.19% | 0.38% | 4.57% | 0.69% | 5.26% | 5.35% | 4.55% | 5.64% | 4.88% | 7.22% | |
| Jul 2021 | 4.10% | 0.41% | 4.50% | 0.50% | 5.00% | 0.00% | 4.27% | 5.39% | 4.88% | 6.04% | |
| Jun 2021 | 3.88% | 0.37% | 4.06% | 0.54% | 4.60% | 0.00% | 4.33% | 4.22% | 4.22% | 4.49% | 6.20% |
| May 2021 | 3.29% | 0.29% | 3.58% | 0.55% | 4.12% | 0.00% | 4.00% | 3.38% | 4.33% | 4.70% | |
| Apr 2021 | 3.29% | 0.27% | 3.56% | 0.78% | 4.34% | 0.00% | 3.70% | 3.58% | 4.63% | 5.46% | |
| Mar 2021 | 3.42% | 0.35% | 3.76% | 0.80% | 4.56% | 0.00% | 4.01% | 4.04% | 4.72% | 5.63% | |
| Feb 2021 | 3.47% | 0.52% | 3.98% | 1.99% | 5.97% | 0.00% | 5.70% | 4.73% | 5.56% | 10.11% | |
| Jan 2021 | 3.69% | 0.23% | 3.91% | 3.96% | 7.87% | 3.07% | 6.82% | 6.82% | 7.84% | 11.43% | |
| 2021 | 3.86% | 0.39% | 4.25% | 1.34% | 5.59% | 2.13% | 5.24% | 5.28% | 5.48% | 7.08% | |

Total Absence Rate



% of Absence Non Covid-19 / Covid-19

