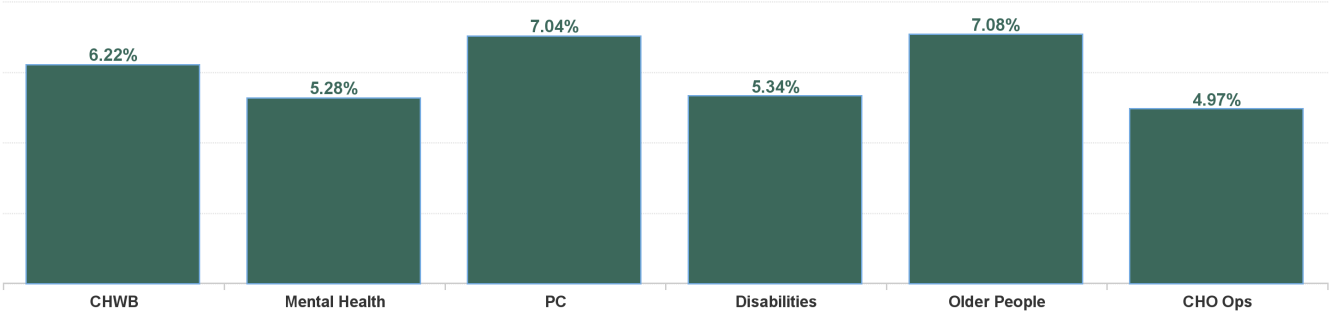


January 2024

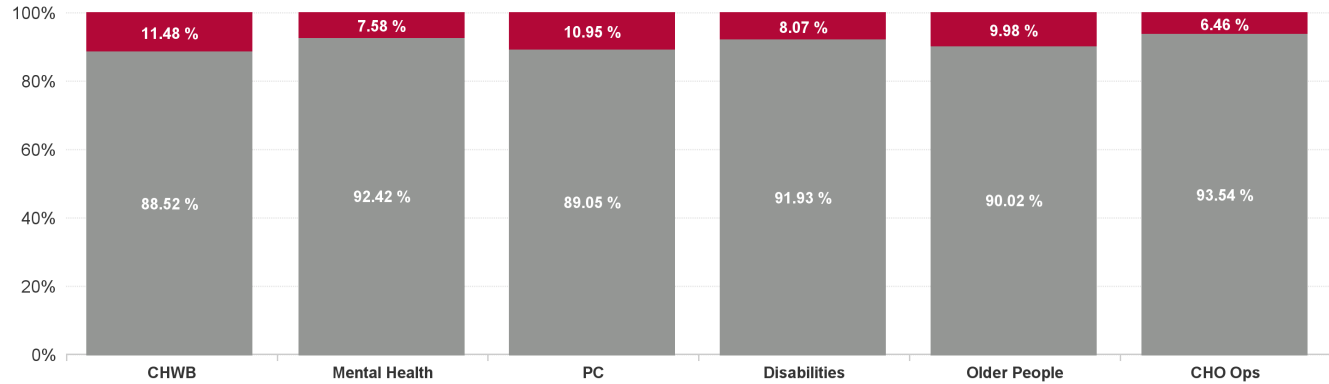
Health Service Absence Rate - by Staff Category: Jan 2024	Certified absence	Self- certified absence	Non Covid-19 absence	Covid-19 absence	Total absence rate	% Non Covid-19 absence	% Covid-19 absence
CHO 9	4.69%	0.64%	5.33%	0.52%	5.85%	91.10%	8.90%
Medical & Dental	3.39%	0.67%	4.06%	0.53%	4.59%	88.36%	11.64%
Nursing & Midwifery	3.64%	0.72%	4.36%	0.52%	4.88%	89.43%	10.57%
Health & Social Care Professionals	4.14%	0.56%	4.70%	0.34%	5.03%	93.34%	6.66%
Management & Administrative	5.46%	0.62%	6.08%	0.46%	6.54%	92.92%	7.08%
General Support	6.90%	0.42%	7.33%	0.71%	8.04%	91.17%	8.83%
Patient & Client Care	5.93%	0.70%	6.63%	0.73%	7.35%	90.10%	9.90%

Health Service Absence Rate - by Care Group: Jan 2024	Certified absence	Self- certified absence	Non Covid-19 absence	Covid-19 absence	Total absence rate	% Non Covid-19 absence	% Covid-19 absence
CHO 9	4.69%	0.64%	5.33%	0.52%	5.85%	91.10%	8.90%
Community Health & Wellbeing	4.99%	0.51%	5.50%	0.71%	6.22%	88.52%	11.48%
Primary Care	5.64%	0.62%	6.27%	0.77%	7.04%	89.05%	10.95%
Disabilities	4.41%	0.51%	4.91%	0.43%	5.34%	91.93%	8.07%
Mental Health	4.23%	0.65%	4.88%	0.40%	5.28%	92.42%	7.58%
Older People	5.18%	1.20%	6.38%	0.71%	7.08%	90.02%	9.98%
CHO Operations	3.94%	0.71%	4.65%	0.32%	4.97%	93.54%	6.46%
Community Services	4.69%	0.64%	5.33%	0.52%	5.85%	91.10%	8.90%

Total Absence Rate

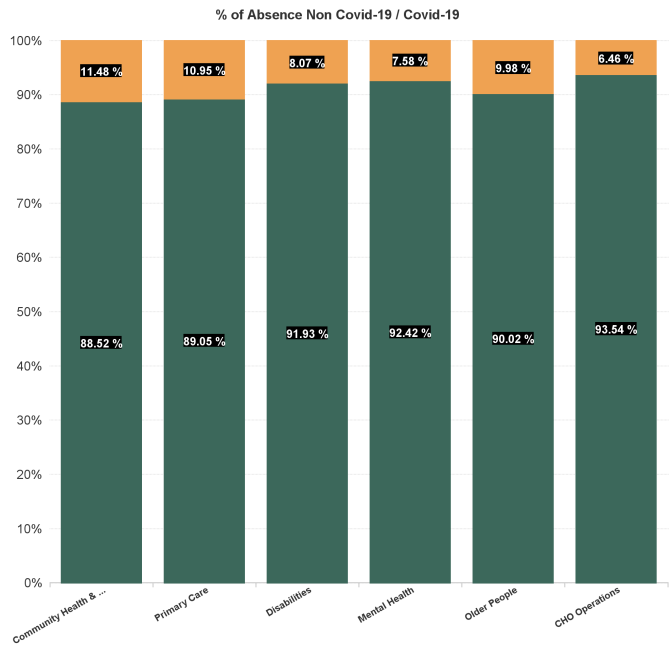
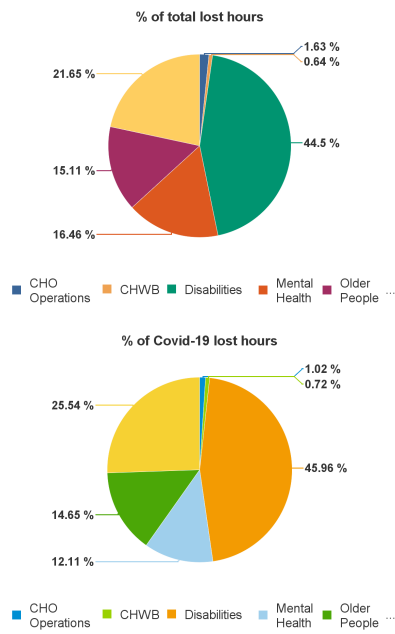


% of Absence Non Covid-19 / Covid-19



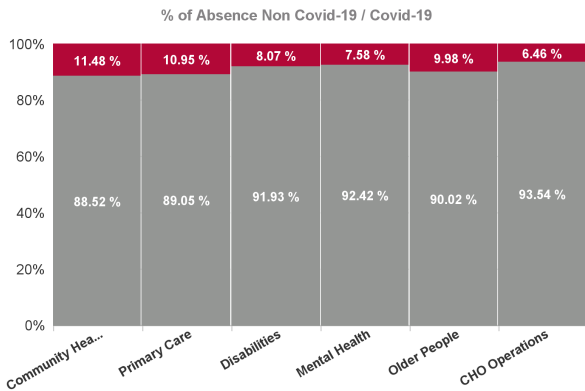
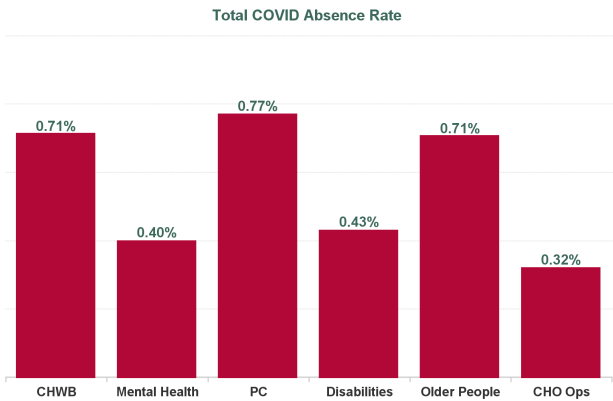
January 2024

Health Service Absence Rate - by Care Group : Jan 2024	Certified absence	Self- certified absence	Non Covid-19 absence	Covid-19 absence	Total absence rate	Medical & Dental	Nursing & Midwifery	Health & Social Care Professionals	Management & Administrative	General Support	Patient & Client Care
CHO 9	4.69%	0.64%	5.33%	0.52%	5.85%	4.59%	4.88%	5.03%	6.54%	8.04%	7.35%
Community Health & Wellbeing	4.99%	0.51%	5.50%	0.71%	6.22%			0.00%	6.71%		6.37%
Primary Care	5.64%	0.62%	6.27%	0.77%	7.04%	6.26%	7.41%	3.82%	9.13%	10.80%	9.97%
Disabilities	4.41%	0.51%	4.91%	0.43%	5.34%	5.77%	3.76%	5.14%	2.82%	7.71%	7.23%
Mental Health	4.23%	0.65%	4.88%	0.40%	5.28%	3.39%	3.52%	6.50%	10.28%	7.56%	6.85%
Older People	5.18%	1.20%	6.38%	0.71%	7.08%	2.56%	7.55%	5.82%	7.24%	8.20%	6.85%
CHO Operations	3.94%	0.71%	4.65%	0.32%	4.97%		0.58%	3.77%	5.31%	7.72%	
Community Services	4.69%	0.64%	5.33%	0.52%	5.85%	4.59%	4.88%	5.03%	6.54%	8.04%	7.35%



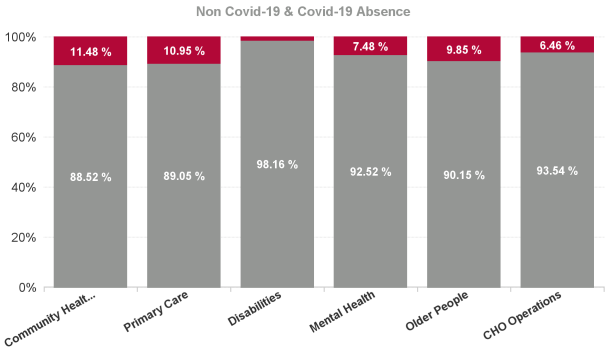
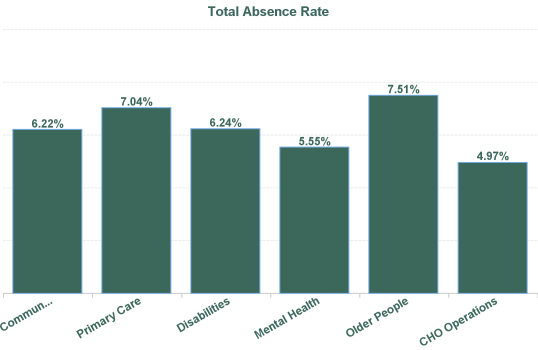
January 2024

Health Service Absence Rate - by Care Group : Jan 2024	Non Covid-19 absence	Covid-19 absence	Total absence rate	Medical & Dental	Nursing & Midwifery	Health & Social Care Professionals	Management & Administrative	General Support	Patient & Client Care
CHO 9	5.33%	0.52%	5.85%	0.53%	0.52%	0.34%	0.46%	0.71%	0.73%
Community Health & Wellbeing	5.50%	0.71%	6.22%			0.00%	0.00%		1.11%
Primary Care	6.27%	0.77%	7.04%	0.88%	1.12%	0.29%	0.71%	0.80%	1.13%
Disabilities	4.91%	0.43%	5.34%	0.69%	0.23%	0.33%	0.09%	0.48%	0.80%
Mental Health	4.88%	0.40%	5.28%	0.16%	0.38%	0.38%	0.89%	0.77%	0.05%
Older People	6.38%	0.71%	7.08%	1.16%	0.81%	0.50%	0.51%	0.99%	0.57%
CHO Operations	4.65%	0.32%	4.97%		0.00%	0.00%	0.39%	0.00%	
Community Services	5.33%	0.52%	5.85%	0.53%	0.52%	0.34%	0.46%	0.71%	0.73%



January 2024

Health Service Absence Rate - by Admin : Jan 2024	Certified absence	Self- certified absence	Non- Covid-19 absence	Covid-19 absence	Total absence rate	Medical & Dental	Nursing & Midwifery	Health & Social Care Professionals	Management & Administrative	General Support	Patient & Client Care
Total	4.69%	0.64%	5.33%	0.52%	5.85%	4.59%	4.88%	5.03%	6.54%	8.04%	7.35%
Community Health & Wellbeing	4.99%	0.51%	5.50%	0.71%	6.22%			0.00%	6.71%		6.37%
Primary Care	5.64%	0.62%	6.27%	0.77%	7.04%	6.26%	7.41%	3.82%	9.13%	10.80%	9.97%
Disabilities	5.54%	0.59%	6.13%	0.11%	6.24%	0.00%	5.53%	8.09%	6.34%	1.86%	7.11%
Mental Health	4.43%	0.70%	5.14%	0.42%	5.55%	3.38%	3.69%	6.65%	11.89%	8.86%	6.82%
Older People	5.73%	1.04%	6.77%	0.74%	7.51%	0.74%	6.41%	6.36%	7.57%	10.27%	8.42%
CHO Operations	3.94%	0.71%	4.65%	0.32%	4.97%		0.58%	3.77%	5.31%	7.72%	
Health Service Executive	5.20%	0.72%	5.92%	0.56%	6.47%	4.41%	5.43%	5.04%	8.52%	9.32%	8.01%
Section 38 Voluntary Agencies	4.13%	0.56%	4.69%	0.48%	5.17%	6.36%	3.86%	5.03%	2.46%	6.95%	6.87%



Year / Month	Certified absence	Self-certified absence	Non Covid-19 absence	Covid-19 absence	Total absence rate	Medical & Dental	Nursing & Midwifery	Health & Social Care Professionals	Management & Administrative	General Support	Patient & Client Care
Jan 2024	4.69%	0.64%	5.33%	0.52%	5.85%	4.59%	4.88%	5.03%	6.54%	8.04%	7.35%
2024	4.69%	0.64%	5.33%	0.52%	5.85%	4.59%	4.88%	5.03%	6.54%	8.04%	7.35%
Dec 2023	5.08%	0.66%	5.74%	0.63%	6.36%	3.10%	5.85%	5.86%	6.59%	8.37%	7.53%
Nov 2023	4.66%	0.59%	5.25%	0.32%	5.57%	2.41%	5.31%	4.67%	5.61%	8.09%	6.93%
Oct 2023	4.77%	0.54%	5.30%	0.47%	5.77%	3.04%	5.49%	5.07%	5.67%	7.59%	7.07%
Sep 2023	4.41%	0.48%	4.89%	0.68%	5.57%	2.11%	5.47%	5.06%	4.99%	7.13%	6.92%
Aug 2023	4.38%	0.43%	4.81%	0.55%	5.36%	2.21%	5.56%	4.77%	4.99%	7.66%	6.00%
Jul 2023	4.17%	0.46%	4.63%	0.33%	4.96%	4.44%	4.87%	3.97%	4.38%	7.16%	6.10%
Jun 2023	4.51%	0.51%	5.03%	0.25%	5.28%	3.45%	4.95%	3.99%	5.41%	7.61%	6.89%
May 2023	4.37%	0.49%	4.86%	0.35%	5.21%	3.77%	5.33%	4.20%	4.48%	7.11%	6.45%
Apr 2023	4.11%	0.47%	4.58%	0.36%	4.95%	4.37%	4.78%	4.46%	4.44%	6.10%	5.80%
Mar 2023	4.44%	0.53%	4.97%	0.49%	5.46%	4.06%	5.20%	4.94%	5.35%	6.76%	6.40%
Feb 2023	4.14%	0.41%	4.55%	0.39%	4.94%	3.03%	5.32%	3.72%	4.94%	6.94%	6.20%
Jan 2023	4.48%	0.54%	5.02%	0.62%	5.64%	2.12%	5.61%	4.75%	5.58%	7.39%	6.94%
2023	4.46%	0.51%	4.97%	0.45%	5.42%	3.16%	5.31%	4.60%	5.21%	7.33%	6.61%
Dec 2022	4.91%	0.68%	5.59%	1.23%	6.82%	2.61%	6.89%	6.11%	6.52%	7.30%	8.33%
Nov 2022	3.95%	0.51%	4.45%	0.67%	5.12%	1.79%	5.74%	3.80%	4.78%	5.06%	7.23%
Oct 2022	4.14%	0.52%	4.65%	0.65%	5.30%	3.03%	5.81%	3.94%	4.78%	6.20%	7.07%
Sep 2022	4.31%	0.56%	4.87%	0.56%	5.42%	3.84%	5.84%	4.15%	4.84%	6.37%	6.82%
Aug 2022	4.02%	0.48%	4.50%	0.80%	5.30%	3.09%	5.63%	4.31%	5.13%	6.02%	6.28%
Jul 2022	4.29%	0.45%	4.74%	1.63%	6.37%	3.57%	6.12%	5.01%	6.28%	8.10%	8.31%
Jun 2022	4.20%	0.46%	4.65%	1.59%	6.24%	3.98%	6.01%	5.11%	6.52%	7.33%	7.77%
May 2022	4.19%	0.43%	4.61%	0.75%	5.36%	2.92%	5.37%	4.34%	4.85%	6.51%	6.91%
Apr 2022	4.27%	0.43%	4.70%	1.66%	6.36%	3.68%	6.28%	5.57%	5.22%	8.93%	7.72%
Mar 2022	4.42%	0.45%	4.86%	3.73%	8.60%	5.07%	8.76%	7.66%	8.07%	10.65%	9.86%
Feb 2022	3.90%	0.39%	4.29%	2.30%	6.59%	4.09%	6.75%	6.11%	5.71%	8.11%	7.39%
Jan 2022	3.81%	0.33%	4.15%	4.25%	8.39%	4.77%	9.19%	6.69%	7.70%	10.01%	9.90%
2022	4.19%	0.47%	4.67%	1.65%	6.31%	3.52%	6.55%	5.17%	5.87%	7.54%	7.80%
Dec 2021	4.08%	0.39%	4.47%	2.56%	7.03%	4.83%	6.96%	6.67%	5.98%	9.59%	7.79%
Nov 2021	4.58%	0.60%	5.18%	2.06%	7.24%	5.08%	7.28%	6.94%	6.27%	7.56%	8.47%
Oct 2021	4.37%	0.47%	4.84%	0.99%	5.82%	3.99%	5.71%	5.25%	4.07%	7.63%	7.41%
Sep 2021	4.17%	0.37%	4.55%	0.72%	5.27%	4.00%	5.53%	4.42%	3.43%	7.14%	6.67%
Aug 2021	4.19%	0.38%	4.57%	0.69%	5.26%	2.85%	5.64%	4.41%	3.61%	5.73%	6.87%
Jul 2021	4.10%	0.41%	4.50%	0.50%	5.00%	2.34%	5.15%	4.01%	4.03%	5.90%	6.66%
Jun 2021	3.68%	0.37%	4.06%	0.54%	4.60%	1.95%	4.72%	3.34%	3.48%	5.31%	6.68%
May 2021	3.29%	0.29%	3.58%	0.55%	4.12%	1.89%	4.24%	3.45%	2.62%	3.77%	5.85%
Apr 2021	3.29%	0.27%	3.56%	0.78%	4.34%	2.41%	4.87%	3.96%	2.61%	4.73%	5.16%
Mar 2021	3.42%	0.35%	3.76%	0.80%	4.56%	2.51%	4.90%	4.26%	2.92%	4.39%	5.69%
Feb 2021	3.47%	0.52%	3.98%	1.99%	5.97%	3.12%	6.27%	5.43%	3.72%	5.16%	8.11%
Jan 2021	3.69%	0.23%	3.91%	3.96%	7.87%	5.10%	8.32%	6.78%	4.48%	8.89%	10.34%
2021	3.86%	0.39%	4.25%	1.34%	5.59%	3.38%	5.79%	4.91%	3.96%	6.30%	7.12%

Year / Month	Certified absence	Self-certified absence	Non Covid-19 absence	Covid-19 absence	Total absence rate	CHWB	Mental Health	PC	Disabilities	Older People	CHO Ops
Jan 2024	4.69%	0.64%	5.33%	0.52%	5.85%	6.22%	5.28%	7.04%	5.34%	7.08%	4.97%
2024	4.69%	0.64%	5.33%	0.52%	5.85%	6.22%	5.28%	7.04%	5.34%	7.08%	4.97%
Dec 2023	5.08%	0.66%	5.74%	0.63%	6.36%	7.87%	5.56%	7.35%	6.02%	7.45%	6.32%
Nov 2023	4.66%	0.59%	5.25%	0.32%	5.57%	2.95%	5.07%	5.66%	5.44%	6.94%	4.07%
Oct 2023	4.77%	0.54%	5.30%	0.47%	5.77%	3.75%	5.88%	5.72%	5.69%	6.31%	4.34%
Sep 2023	4.41%	0.48%	4.89%	0.68%	5.57%	2.41%	4.83%	5.53%	5.68%	6.71%	2.51%
Aug 2023	4.38%	0.43%	4.81%	0.55%	5.36%	4.20%	4.29%	5.70%	5.29%	7.10%	2.67%
Jul 2023	4.17%	0.46%	4.63%	0.33%	4.96%	2.38%	4.34%	5.41%	5.13%	4.86%	3.74%
Jun 2023	4.51%	0.51%	5.03%	0.25%	5.28%	1.80%	4.26%	5.81%	5.27%	6.23%	4.45%
May 2023	4.37%	0.49%	4.86%	0.35%	5.21%	1.39%	4.24%	5.59%	5.15%	6.55%	4.18%
Apr 2023	4.11%	0.47%	4.58%	0.36%	4.95%	2.38%	4.41%	5.48%	5.01%	5.03%	3.74%
Mar 2023	4.44%	0.53%	4.97%	0.49%	5.46%	3.33%	4.74%	6.80%	5.28%	5.83%	2.46%
Feb 2023	4.14%	0.41%	4.55%	0.39%	4.94%	2.71%	4.71%	6.39%	4.50%	5.64%	3.45%
Jan 2023	4.48%	0.54%	5.02%	0.62%	5.64%	2.92%	5.24%	7.02%	5.10%	6.45%	5.85%
2023	4.46%	0.51%	4.97%	0.45%	5.42%	3.12%	4.80%	6.03%	5.29%	6.25%	4.00%
Dec 2022	4.91%	0.68%	5.59%	1.23%	6.82%	7.01%	6.41%	8.12%	6.03%	8.80%	6.29%
Nov 2022	3.95%	0.51%	4.45%	0.67%	5.12%	2.40%	5.21%	6.17%	4.37%	7.13%	4.22%
Oct 2022	4.14%	0.52%	4.65%	0.65%	5.30%	2.46%	5.55%	6.47%	4.77%	5.95%	3.95%
Sep 2022	4.31%	0.56%	4.87%	0.56%	5.42%	2.12%	5.74%	5.98%	5.18%	5.60%	3.38%
Aug 2022	4.02%	0.48%	4.50%	0.80%	5.30%	1.77%	4.89%	6.08%	4.93%	6.37%	4.95%
Jul 2022	4.29%	0.45%	4.74%	1.63%	6.37%	4.49%	5.55%	7.18%	6.11%	7.53%	6.34%
Jun 2022	4.20%	0.46%	4.65%	1.59%	6.24%	5.63%	6.14%	6.79%	5.48%	8.43%	6.24%
May 2022	4.19%	0.43%	4.61%	0.75%	5.36%	2.28%	5.05%	5.10%	5.14%	6.91%	6.09%
Apr 2022	4.27%	0.43%	4.70%	1.66%	6.36%	5.34%	6.36%	5.56%	6.21%	8.26%	3.31%
Mar 2022	4.42%	0.45%	4.86%	3.73%	8.60%		8.03%	9.16%	7.75%	12.17%	5.39%
Feb 2022	3.90%	0.39%	4.29%	2.30%	6.59%	1.88%	5.07%	7.15%	6.09%	10.04%	
Jan 2022	3.81%	0.33%	4.15%	4.25%	8.39%	5.06%	8.55%	8.63%	7.99%	9.32%	
2022	4.19%	0.47%	4.67%	1.65%	6.31%	3.62%	6.05%	6.89%	5.81%	8.03%	5.00%
Dec 2021	4.08%	0.39%	4.47%	2.56%	7.03%	5.32%	7.31%	7.25%	6.53%	8.12%	
Nov 2021	4.58%	0.60%	5.18%	2.06%	7.24%	5.58%	7.72%	7.23%	7.06%	7.35%	
Oct 2021	4.37%	0.47%	4.84%	0.99%	5.82%	0.83%	5.46%	5.82%	5.90%	6.10%	
Sep 2021	4.17%	0.37%	4.55%	0.72%	5.27%	0.64%	5.10%	5.07%	5.02%	6.86%	
Aug 2021	4.19%	0.38%	4.57%	0.69%	5.26%	5.35%	4.55%	5.64%	4.88%	7.22%	
Jul 2021	4.10%	0.41%	4.50%	0.50%	5.00%	0.00%	4.27%	5.39%	4.88%	6.04%	
Jun 2021	3.88%	0.37%	4.06%	0.54%	4.60%	0.00%	4.33%	4.22%	4.49%	6.20%	
May 2021	3.29%	0.29%	3.58%	0.55%	4.12%	0.00%	4.00%	3.38%	4.33%	4.70%	
Apr 2021	3.29%	0.27%	3.56%	0.78%	4.34%	0.00%	3.70%	3.58%	4.63%	5.46%	
Mar 2021	3.42%	0.35%	3.76%	0.80%	4.56%	0.00%	4.01%	4.04%	4.72%	5.63%	
Feb 2021	3.47%	0.52%	3.98%	1.99%	5.97%	0.00%	5.70%	4.73%	5.56%	10.11%	
Jan 2021	3.69%	0.23%	3.91%	3.96%	7.87%	3.07%	6.82%	6.82%	7.84%	11.43%	
2021	3.86%	0.39%	4.25%	1.34%	5.59%	2.13%	5.24%	5.28%	5.48%	7.08%	

