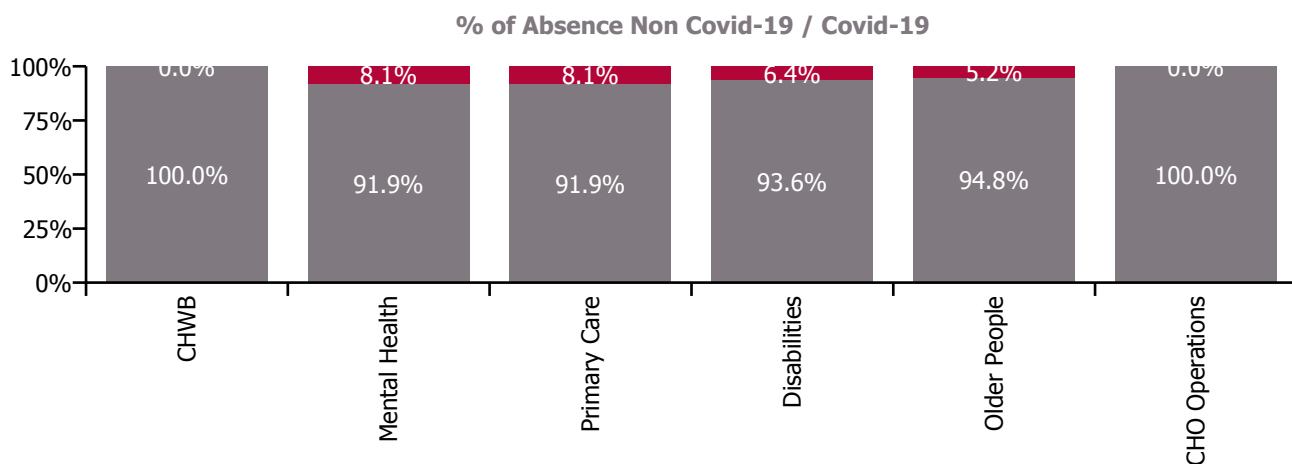
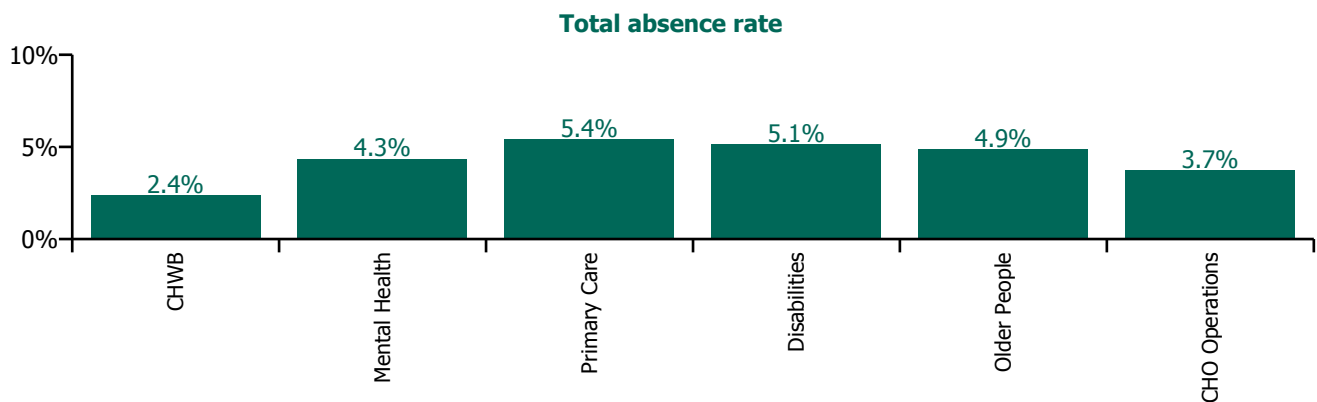


## July 2023

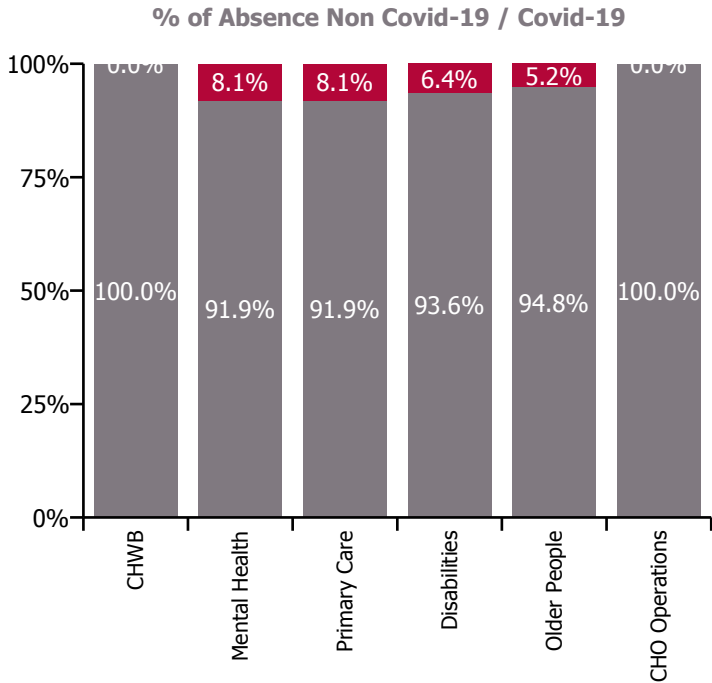
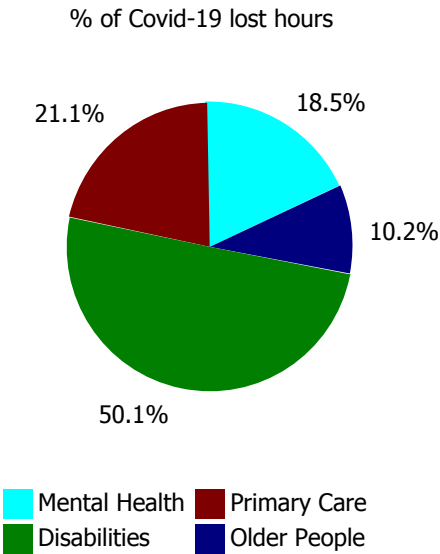
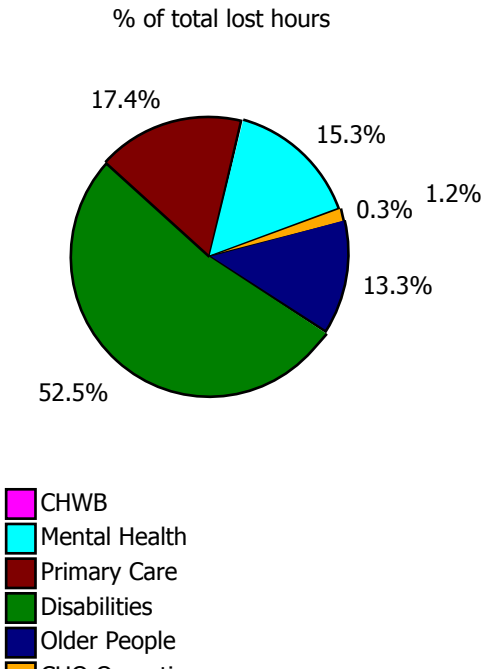
Health Service Absence Rate - by Staff Category: Jul 2023	Certified absence	Self-certified absence	Non Covid-19 absence	Covid-19 absence	Total absence rate	% Non Covid-19 absence	% Covid-19 absence
<b>CHO 9</b>	<b>4.2%</b>	<b>0.5%</b>	<b>4.6%</b>	<b>0.3%</b>	<b>5.0%</b>	<b>93.3%</b>	<b>6.7%</b>
Medical & Dental	3.7%	0.4%	4.0%	0.4%	4.4%	90.8%	9.2%
Nursing & Midwifery	3.9%	0.5%	4.4%	0.5%	4.9%	90.5%	9.5%
Health & Social Care Professionals	3.4%	0.3%	3.7%	0.2%	4.0%	93.9%	6.1%
Management & Administrative	3.8%	0.4%	4.2%	0.2%	4.4%	95.5%	4.5%
General Support	6.4%	0.6%	7.0%	0.2%	7.2%	97.8%	2.2%
Patient & Client Care	5.1%	0.6%	5.7%	0.4%	6.1%	93.9%	6.1%

Health Service Absence Rate - by Care Group: Jul 2023	Certified absence	Self-certified absence	Non Covid-19 absence	Covid-19 absence	Total absence rate	% Non Covid-19 absence	% Covid-19 absence
<b>CHO 9</b>	<b>4.2%</b>	<b>0.5%</b>	<b>4.6%</b>	<b>0.3%</b>	<b>5.0%</b>	<b>93.3%</b>	<b>6.7%</b>
Community Health & Wellbeing	1.9%	0.5%	2.4%	0.0%	2.4%	100.0%	0.0%
Mental Health	3.6%	0.4%	4.0%	0.4%	4.3%	91.9%	8.1%
Primary Care	4.6%	0.3%	5.0%	0.4%	5.4%	91.9%	8.1%
Disabilities	4.4%	0.4%	4.8%	0.3%	5.1%	93.6%	6.4%
Older People	3.7%	0.9%	4.6%	0.3%	4.9%	94.8%	5.2%
CHO Operations	3.6%	0.2%	3.7%	0.0%	3.7%	100.0%	0.0%



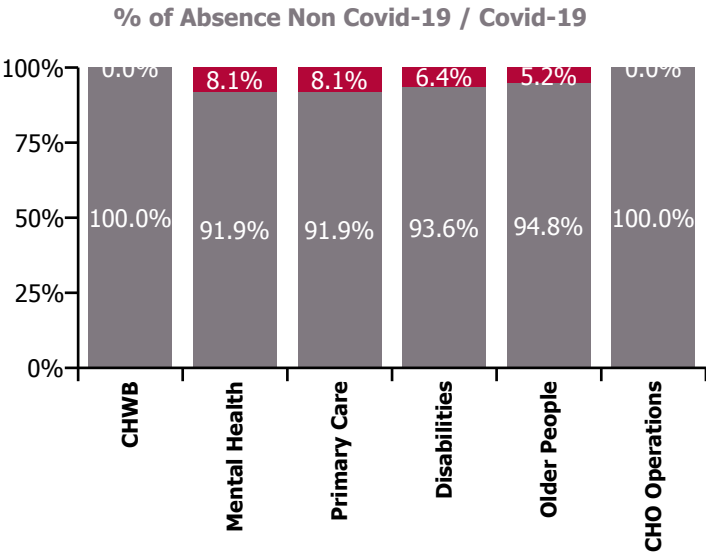
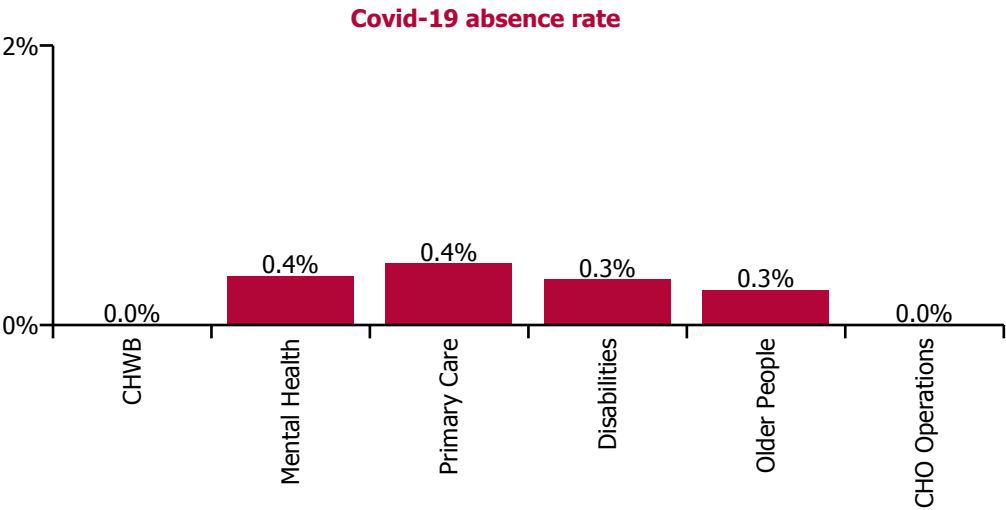
July 2023

Health Service Absence Rate - by Care Group: Jul 2023	Medical & Dental	Nursing & Midwifery	Health & Social Care Professionals	Management & Administrative	General Support	Patient & Client Care	Certified absence	Self-certified absence	Non Covid-19 absence	Covid-19 absence	Total absence rate
CHO 9	4.4%	4.9%	4.0%	4.4%	7.2%	6.1%	4.2%	0.5%	4.6%	0.3%	5.0%
Community Health & Wellbeing			0.0%	0.3%		4.0%	1.9%	0.5%	2.4%	0.0%	2.4%
Mental Health	5.3%	4.1%	3.6%	2.9%	5.3%	5.6%	3.6%	0.4%	4.0%	0.4%	4.3%
Primary Care	4.6%	6.0%	3.6%	6.6%	1.3%	8.2%	4.6%	0.3%	5.0%	0.4%	5.4%
Disabilities	0.0%	4.8%	4.3%	3.9%	8.4%	6.4%	4.4%	0.4%	4.8%	0.3%	5.1%
Older People	2.0%	5.3%	1.9%	2.7%	8.6%	4.7%	3.7%	0.9%	4.6%	0.3%	4.9%
CHO Operations		0.0%	0.0%	4.3%	0.0%		3.6%	0.2%	3.7%	0.0%	3.7%



July 2023

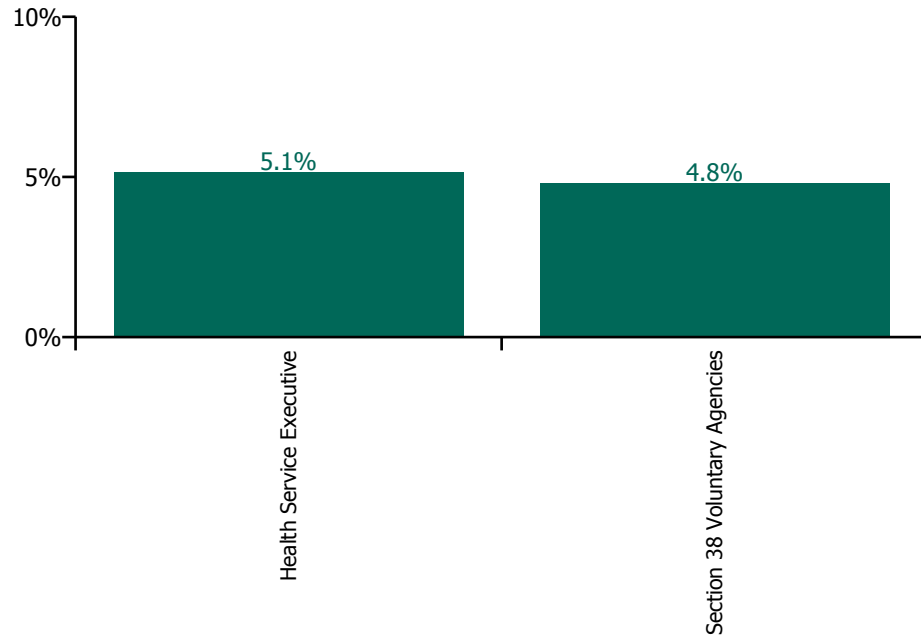
Health Service Covid-19 Absence Rate - by Staff Category & Care Group: Jul 2023	Medical & Dental	Nursing & Midwifery	Health & Social Care Professionals	Management & Administrative	General Support	Patient & Client Care	Covid-19 absence	Non Covid-19 absence	Total absence rate
CHO 9	0.4%	0.5%	0.2%	4.4%	0.2%	0.4%	0.3%	4.6%	5.0%
Community Health & Wellbeing			0.0%	0.3%		0.0%	0.0%	2.4%	2.4%
Mental Health	0.0%	0.6%	0.4%	2.9%	0.0%	0.0%	0.4%	4.0%	4.3%
Primary Care	1.0%	0.6%	0.2%	6.6%	0.0%	0.1%	0.4%	5.0%	5.4%
Disabilities	0.0%	0.3%	0.3%	3.9%	0.2%	0.5%	0.3%	4.8%	5.1%
Older People	0.2%	0.5%	0.0%	2.7%	0.3%	0.2%	0.3%	4.6%	4.9%
CHO Operations		0.0%	0.0%	4.3%	0.0%		0.0%	3.7%	3.7%



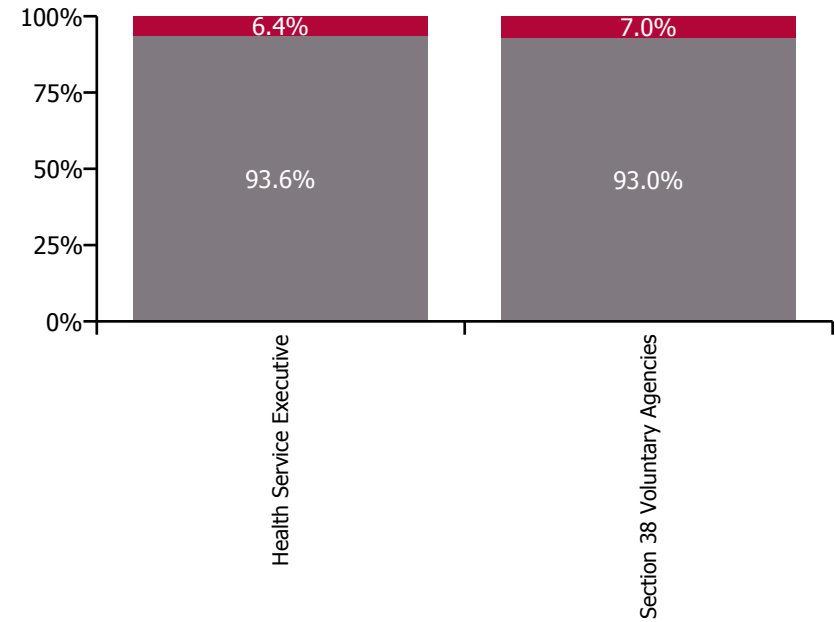
## July 2023

Health Service Absence Rate - by Care Group: Jul 2023	Medical & Dental	Nursing & Midwifery	Health & Social Care Professionals	Management & Administrative	General Support	Patient & Client Care	Certified absence	Self-certified absence	Non Covid-19 absence	Covid-19 absence	Total absence rate
<b>CHO 9</b>	<b>4.4%</b>	<b>4.9%</b>	<b>4.0%</b>	<b>4.4%</b>	<b>7.2%</b>	<b>6.1%</b>	<b>4.2%</b>	<b>0.5%</b>	<b>4.6%</b>	<b>0.3%</b>	<b>5.0%</b>
<b>Health Service Executive</b>	<b>4.8%</b>	<b>5.5%</b>	<b>3.4%</b>	<b>4.6%</b>	<b>7.4%</b>	<b>5.9%</b>	<b>4.3%</b>	<b>0.5%</b>	<b>4.8%</b>	<b>0.3%</b>	<b>5.1%</b>
Community Health & Wellbeing			0.0%	0.3%		4.0%	1.9%	0.5%	2.4%	0.0%	2.4%
Mental Health	5.5%	4.3%	3.7%	3.4%	5.2%	5.8%	3.7%	0.4%	4.2%	0.4%	4.5%
Primary Care	4.6%	6.0%	3.6%	6.6%	1.3%	8.2%	4.6%	0.3%	5.0%	0.4%	5.4%
Disabilities	0.0%	6.3%	2.7%	3.0%	27.2%	6.0%	5.2%	0.7%	5.9%	0.0%	6.0%
Older People	0.0%	6.5%	3.1%	1.8%	9.5%	5.0%	4.4%	0.8%	5.2%	0.4%	5.5%
CHO Operations		0.0%	0.0%	4.3%	0.0%		3.6%	0.2%	3.7%	0.0%	3.7%
<b>Section 38 Voluntary Agencies</b>	<b>1.5%</b>	<b>3.9%</b>	<b>4.2%</b>	<b>3.9%</b>	<b>7.0%</b>	<b>6.2%</b>	<b>4.0%</b>	<b>0.4%</b>	<b>4.5%</b>	<b>0.3%</b>	<b>4.8%</b>

Total absence rate



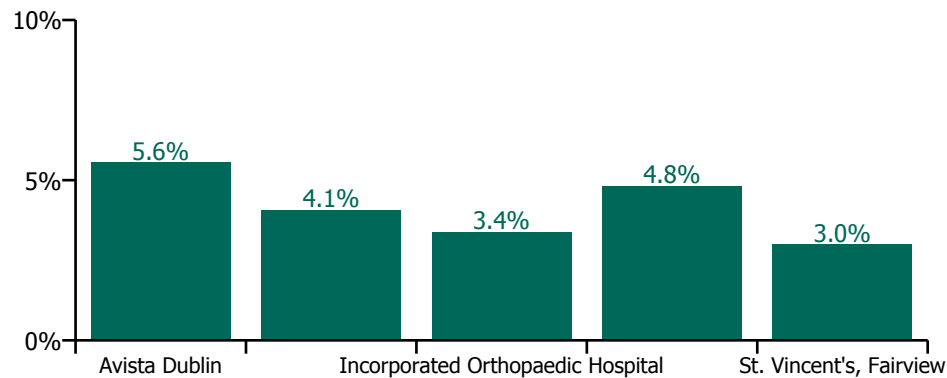
Non Covid-19 & Covid-19 Absence



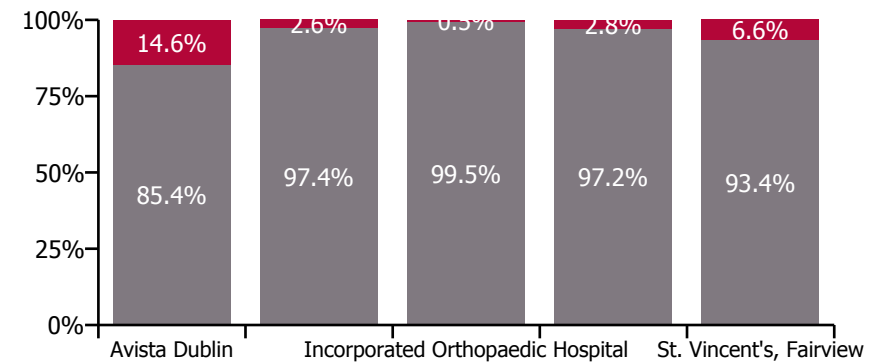
## July 2023

Health Service Absence Rate - by Care Group: Jul 2023	Medical & Dental	Nursing & Midwifery	Health & Social Care Professionals	Management & Administrative	General Support	Patient & Client Care	Certified absence	Self-certified absence	Non Covid-19 absence	Covid-19 absence	Total absence rate
<b>CHO 9</b>	<b>1.5%</b>	<b>3.9%</b>	<b>4.2%</b>	<b>3.9%</b>	<b>7.0%</b>	<b>6.2%</b>	<b>4.0%</b>	<b>0.4%</b>	<b>4.5%</b>	<b>0.3%</b>	<b>4.8%</b>
<b>Section 38 Voluntary Agencies</b>	<b>1.5%</b>	<b>3.9%</b>	<b>4.2%</b>	<b>3.9%</b>	<b>7.0%</b>	<b>6.2%</b>	<b>4.0%</b>	<b>0.4%</b>	<b>4.5%</b>	<b>0.3%</b>	<b>4.8%</b>
Avista Dublin		6.1%	4.1%	4.7%	2.8%	7.0%	4.2%	0.6%	4.7%	0.8%	5.6%
Central Remedial Clinic	0.0%	0.0%	2.3%	6.0%	16.4%	5.5%	3.7%	0.3%	4.0%	0.1%	4.1%
Incorporated Orthopaedic Hospital	4.1%	2.5%	0.5%	5.2%	7.0%	3.8%	2.3%	1.0%	3.4%	0.0%	3.4%
St. Michael's House, Dublin	0.0%	2.6%	4.8%	3.0%	12.5%	6.1%	4.4%	0.3%	4.7%	0.1%	4.8%
St. Vincent's, Fairview	0.0%	3.0%	0.0%	1.3%	5.5%	1.6%	2.3%	0.5%	2.8%	0.2%	3.0%

**Total absence rate**



**Non Covid-19 & Covid-19 Absence**



## CHO 9 by Staff Category

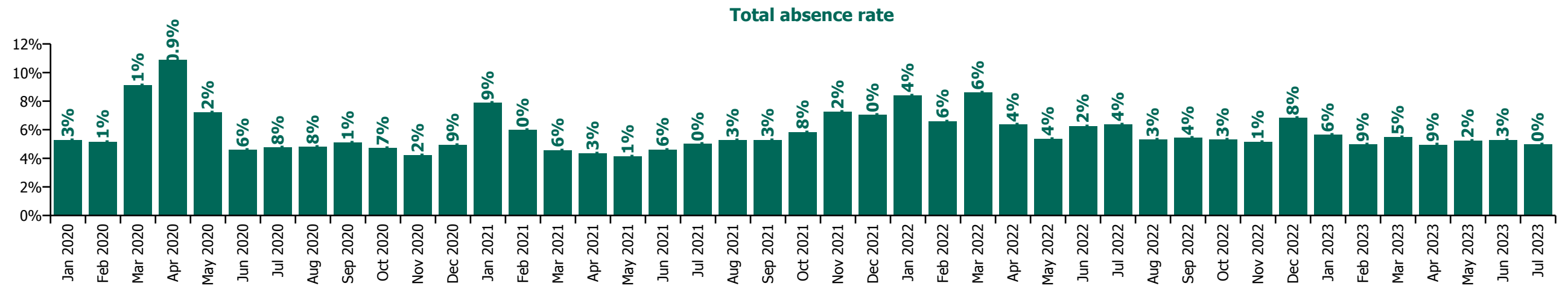
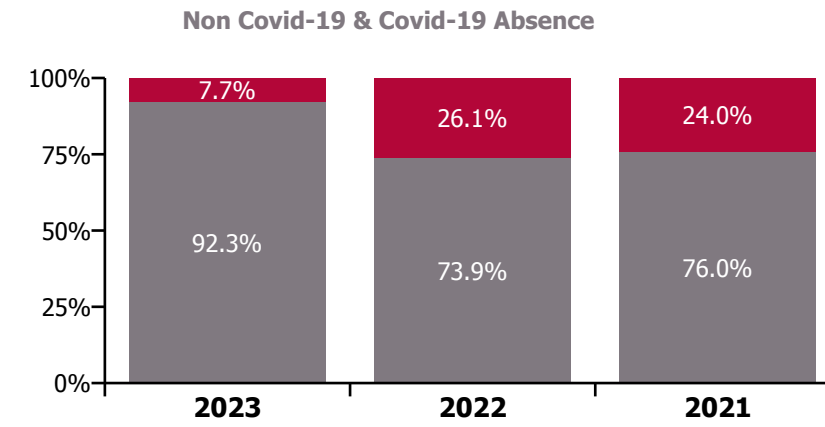
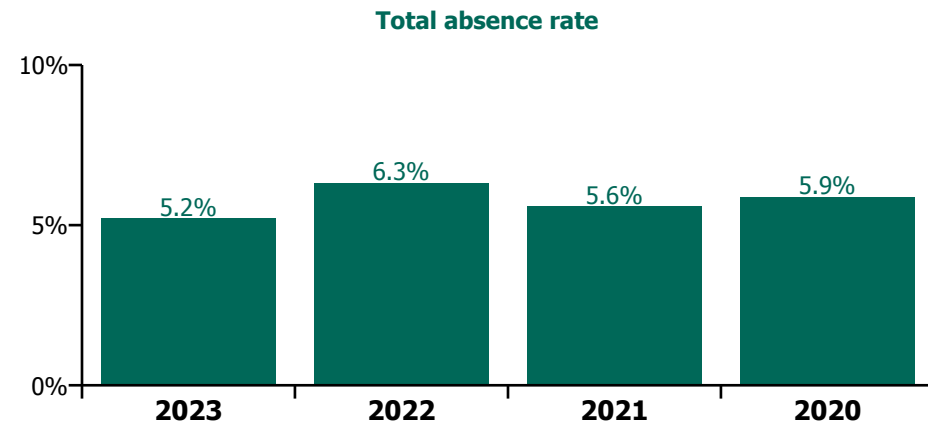
Year/ month	Medical & Dental	Nursing & Midwifery	Health & Social Care Professionals	Management & Administrative	General Support	Patient & Client Care	Certified absence	Self-certified absence	Non Covid-19 absence	Covid-19 absence	Total absence rate
<b>2023</b>	<b>3.6%</b>	<b>5.2%</b>	<b>4.3%</b>	<b>4.9%</b>	<b>7.0%</b>	<b>6.4%</b>	<b>4.3%</b>	<b>0.5%</b>	<b>4.8%</b>	<b>0.4%</b>	<b>5.2%</b>
Jul 2023	4.4%	4.9%	4.0%	4.4%	7.2%	6.1%	4.2%	0.5%	4.6%	0.3%	5.0%
Jun 2023	3.5%	4.9%	4.0%	5.4%	7.6%	6.9%	4.5%	0.5%	5.0%	0.2%	5.3%
May 2023	3.8%	5.3%	4.2%	4.5%	7.1%	6.5%	4.4%	0.5%	4.9%	0.3%	5.2%
Apr 2023	4.4%	4.8%	4.5%	4.4%	6.1%	5.8%	4.1%	0.5%	4.6%	0.4%	4.9%
Mar 2023	4.1%	5.2%	4.9%	5.3%	6.8%	6.4%	4.4%	0.5%	5.0%	0.5%	5.5%
Feb 2023	3.0%	5.3%	3.7%	4.9%	7.0%	6.2%	4.1%	0.4%	4.5%	0.4%	4.9%
Jan 2023	2.1%	5.6%	4.8%	5.6%	7.4%	6.9%	4.5%	0.5%	5.0%	0.6%	5.6%
<b>2022</b>	<b>3.5%</b>	<b>6.5%</b>	<b>5.2%</b>	<b>5.9%</b>	<b>7.5%</b>	<b>7.8%</b>	<b>4.2%</b>	<b>0.5%</b>	<b>4.7%</b>	<b>1.6%</b>	<b>6.3%</b>
Dec 2022	2.6%	6.9%	6.1%	6.5%	7.3%	8.3%	4.9%	0.7%	5.6%	1.2%	6.8%
Nov 2022	1.8%	5.7%	3.8%	4.8%	5.1%	7.2%	3.9%	0.5%	4.5%	0.7%	5.1%
Oct 2022	3.0%	5.8%	3.9%	4.8%	6.2%	7.1%	4.1%	0.5%	4.7%	0.6%	5.3%
Sep 2022	3.8%	5.8%	4.1%	4.8%	6.4%	6.8%	4.3%	0.6%	4.9%	0.6%	5.4%
Aug 2022	3.1%	5.6%	4.3%	5.1%	6.0%	6.3%	4.0%	0.5%	4.5%	0.8%	5.3%
Jul 2022	3.6%	6.1%	5.0%	6.3%	8.1%	8.3%	4.3%	0.4%	4.7%	1.6%	6.4%
Jun 2022	4.0%	6.0%	5.1%	6.5%	7.3%	7.8%	4.2%	0.5%	4.7%	1.6%	6.2%
May 2022	2.9%	5.4%	4.3%	4.8%	6.5%	6.9%	4.2%	0.4%	4.6%	0.7%	5.4%
Apr 2022	3.7%	6.3%	5.6%	5.2%	8.9%	7.7%	4.3%	0.4%	4.7%	1.7%	6.4%
Mar 2022	5.1%	8.8%	7.7%	8.1%	10.6%	9.9%	4.4%	0.4%	4.9%	3.7%	8.6%
Feb 2022	4.1%	6.8%	6.1%	5.7%	8.1%	7.4%	3.9%	0.4%	4.3%	2.3%	6.6%
Jan 2022	4.8%	9.2%	6.7%	7.7%	10.0%	9.9%	3.8%	0.3%	4.1%	4.2%	8.4%
<b>2021</b>	<b>3.4%</b>	<b>5.8%</b>	<b>4.9%</b>	<b>4.0%</b>	<b>6.3%</b>	<b>7.1%</b>	<b>3.9%</b>	<b>0.4%</b>	<b>4.2%</b>	<b>1.3%</b>	<b>5.6%</b>
Dec 2021	4.8%	7.0%	6.7%	6.0%	9.6%	7.8%	4.1%	0.4%	4.5%	2.6%	7.0%
Nov 2021	5.1%	7.3%	6.9%	6.3%	7.6%	8.5%	4.6%	0.6%	5.2%	2.1%	7.2%
Oct 2021	4.0%	5.7%	5.3%	4.1%	7.6%	7.4%	4.4%	0.5%	4.8%	1.0%	5.8%
Sep 2021	4.0%	5.5%	4.4%	3.4%	7.1%	6.7%	4.2%	0.4%	4.5%	0.7%	5.3%
Aug 2021	2.9%	5.6%	4.4%	3.6%	5.7%	6.9%	4.2%	0.4%	4.6%	0.7%	5.3%
Jul 2021	2.3%	5.2%	4.0%	4.0%	5.9%	6.7%	4.1%	0.4%	4.5%	0.5%	5.0%
Jun 2021	2.0%	4.7%	3.3%	3.5%	5.3%	6.7%	3.7%	0.4%	4.1%	0.5%	4.6%
May 2021	1.9%	4.2%	3.5%	2.6%	3.8%	5.8%	3.3%	0.3%	3.6%	0.5%	4.1%
Apr 2021	2.4%	4.9%	4.0%	2.6%	4.7%	5.2%	3.3%	0.3%	3.6%	0.8%	4.3%

Mar 2021	2.5%	4.9%	4.3%	2.9%	4.4%	5.7%	3.4%	0.3%	3.8%	0.8%	4.6%
Feb 2021	3.1%	6.3%	5.4%	3.7%	5.2%	8.1%	3.5%	0.5%	4.0%	2.0%	6.0%
Jan 2021	5.1%	8.3%	6.8%	4.5%	8.9%	10.3%	3.7%	0.2%	3.9%	4.0%	7.9%
<b>2020</b>	<b>3.2%</b>	<b>6.5%</b>	<b>4.7%</b>	<b>4.0%</b>	<b>7.2%</b>	<b>7.2%</b>	<b>3.9%</b>	<b>0.3%</b>	<b>4.2%</b>	<b>1.7%</b>	<b>5.9%</b>
Dec 2020	3.6%	5.2%	4.2%	3.6%	5.1%	6.1%	3.6%	0.3%	3.9%	1.1%	4.9%
Nov 2020	2.7%	4.7%	3.4%	3.2%	5.4%	4.8%	3.1%	0.3%	3.4%	0.8%	4.2%
Oct 2020	2.5%	4.4%	4.6%	3.7%	6.2%	5.7%	3.3%	0.2%	3.5%	1.2%	4.7%
Sep 2020	2.3%	5.6%	4.2%	3.3%	7.3%	6.2%	3.7%	0.3%	4.0%	1.1%	5.1%
Aug 2020	3.5%	5.6%	3.2%	3.4%	4.7%	6.4%	3.8%	0.3%	4.1%	0.7%	4.8%
Jul 2020	2.5%	5.1%	3.7%	3.0%	6.0%	6.3%	3.7%	0.2%	3.9%	0.8%	4.8%
Jun 2020	2.0%	5.3%	3.4%	2.8%	6.6%	5.6%	3.4%	0.2%	3.7%	0.9%	4.6%
May 2020	2.6%	8.8%	5.2%	4.0%	7.8%	9.3%	3.8%	0.2%	4.0%	3.2%	7.2%
Apr 2020	3.6%	13.7%	7.9%	5.3%	12.4%	14.5%	4.3%	0.1%	4.4%	6.4%	10.9%
Mar 2020	8.2%	8.9%	9.0%	5.2%	10.0%	10.4%	4.6%	0.3%	5.0%	4.1%	9.1%
Feb 2020	2.6%	5.3%	4.1%	4.7%	7.8%	5.7%	4.6%	0.5%	5.1%		5.1%
Jan 2020	3.4%	5.6%	3.9%	5.7%	7.2%	5.7%	4.7%	0.5%	5.3%		5.3%

CHO 9 by Care Group

Year/ month	CHWB	Mental Health	Primary Care	Disabilities	Older People	CHO Operations	Health Service Executive	Mental Health	Disabilities	Older People	Section 38 Voluntary Agencies	Certified absence	Self-certified absence	Non Covid-19 absence	Covid-19 absence	Total absence rate
2023	2.4%	4.7%	6.1%	6.2%	6.2%	4.0%	5.6%	3.5%	4.9%	4.8%	4.8%	4.3%	0.5%	4.8%	0.4%	5.2%
Jul 2023	2.4%	4.5%	5.4%	6.0%	5.5%	3.7%	5.1%	3.0%	5.0%	3.4%	4.8%	4.2%	0.5%	4.6%	0.3%	5.0%
Jun 2023	1.8%	4.4%	5.8%	6.2%	6.8%	4.5%	5.5%	3.1%	5.1%	5.0%	5.0%	4.5%	0.5%	5.0%	0.2%	5.3%
May 2023	1.4%	4.5%	5.6%	7.1%	6.8%	4.2%	5.6%	2.5%	4.8%	5.9%	4.8%	4.4%	0.5%	4.9%	0.3%	5.2%
Apr 2023	2.4%	4.5%	5.5%	6.0%	5.5%	3.7%	5.2%	3.6%	4.9%	4.0%	4.7%	4.1%	0.5%	4.6%	0.4%	4.9%
Mar 2023	3.3%	4.7%	6.8%	5.3%	6.1%	2.5%	5.6%	4.9%	5.3%	5.3%	5.3%	4.4%	0.5%	5.0%	0.5%	5.5%
Feb 2023	2.7%	4.9%	6.4%	5.8%	5.8%	3.5%	5.6%	3.9%	4.3%	5.3%	4.4%	4.1%	0.4%	4.5%	0.4%	4.9%
Jan 2023	2.9%	5.5%	7.0%	6.6%	7.0%	5.8%	6.4%	3.4%	4.9%	5.1%	4.8%	4.5%	0.5%	5.0%	0.6%	5.6%
2022	3.6%	6.2%	6.9%	7.4%	8.0%	5.0%	6.8%	5.1%	5.6%	8.2%	5.7%	4.2%	0.5%	4.7%	1.6%	6.3%
Dec 2022	7.0%	6.6%	8.1%	7.4%	8.1%	6.3%	7.5%	4.9%	5.8%	10.6%	6.2%	4.9%	0.7%	5.6%	1.2%	6.8%
Nov 2022	2.4%	5.4%	6.2%	6.0%	7.7%	4.2%	6.1%	4.0%	4.2%	5.5%	4.2%	3.9%	0.5%	4.5%	0.7%	5.1%
Oct 2022	2.5%	5.7%	6.5%	5.3%	6.4%	3.9%	5.9%	4.3%	4.7%	4.8%	4.7%	4.1%	0.5%	4.7%	0.6%	5.3%
Sep 2022	2.1%	5.8%	6.0%	5.9%	5.9%	3.4%	5.7%	5.3%	5.1%	4.9%	5.1%	4.3%	0.6%	4.9%	0.6%	5.4%
Aug 2022	1.8%	5.1%	6.1%	5.4%	7.2%	5.0%	5.8%	3.4%	4.9%	4.4%	4.7%	4.0%	0.5%	4.5%	0.8%	5.3%
Jul 2022	4.5%	5.9%	7.2%	9.4%	7.7%	6.3%	7.1%	3.0%	5.6%	7.2%	5.6%	4.3%	0.4%	4.7%	1.6%	6.4%
Jun 2022	5.6%	6.0%	6.8%	6.3%	8.7%	6.2%	6.8%	7.1%	5.3%	7.8%	5.6%	4.2%	0.5%	4.7%	1.6%	6.2%
May 2022	2.3%	5.2%	5.1%	7.3%	7.0%	6.1%	5.8%	4.2%	4.8%	6.7%	4.9%	4.2%	0.4%	4.6%	0.7%	5.4%
Apr 2022	5.3%	6.4%	5.6%	7.8%	9.0%	3.3%	6.6%	6.4%	5.9%	6.7%	6.0%	4.3%	0.4%	4.7%	1.7%	6.4%
Mar 2022		8.1%	9.2%	10.1%	10.8%	5.4%	9.1%	7.3%	7.4%	16.0%	8.0%	4.4%	0.4%	4.9%	3.7%	8.6%
Feb 2022	1.9%	5.3%	7.1%	7.5%	7.9%		6.7%	3.6%	5.9%	16.1%	6.4%	3.9%	0.4%	4.3%	2.3%	6.6%
Jan 2022	5.1%	8.9%	8.6%	9.9%	9.4%		9.0%	6.6%	7.7%	9.2%	7.7%	3.8%	0.3%	4.1%	4.2%	8.4%
2021	2.1%	5.4%	5.3%	7.0%	7.3%		5.9%	4.2%	5.2%	6.5%	5.3%	3.9%	0.4%	4.2%	1.3%	5.6%
Dec 2021	5.3%	7.3%	7.2%	7.3%	8.8%		7.5%	7.5%	6.4%	6.8%	6.5%	4.1%	0.4%	4.5%	2.6%	7.0%
Nov 2021	5.6%	7.8%	7.2%	10.0%	7.3%		7.8%	6.9%	6.5%	7.4%	6.6%	4.6%	0.6%	5.2%	2.1%	7.2%
Oct 2021	0.8%	5.8%	5.8%	6.8%	5.8%		5.9%	3.5%	5.7%	6.8%	5.7%	4.4%	0.5%	4.8%	1.0%	5.8%
Sep 2021	0.6%	5.3%	5.1%	5.9%	6.5%		5.5%	4.1%	4.9%	7.9%	5.0%	4.2%	0.4%	4.5%	0.7%	5.3%
Aug 2021	5.4%	4.7%	5.6%	6.3%	6.7%		5.6%	3.6%	4.6%	8.6%	4.8%	4.2%	0.4%	4.6%	0.7%	5.3%
Jul 2021		4.5%	5.4%	5.9%	6.7%		5.4%	2.8%	4.7%	4.3%	4.6%	4.1%	0.4%	4.5%	0.5%	5.0%
Jun 2021		4.7%	4.2%	7.0%	6.6%		5.1%	2.1%	4.1%	5.1%	4.0%	3.7%	0.4%	4.1%	0.5%	4.6%
May 2021		4.1%	3.4%	6.1%	5.2%		4.3%	3.3%	4.0%	3.3%	4.0%	3.3%	0.3%	3.6%	0.5%	4.1%
Apr 2021		4.0%	3.6%	5.6%	5.8%		4.4%	1.9%	4.5%	4.7%	4.3%	3.3%	0.3%	3.6%	0.8%	4.3%
Mar 2021		4.1%	4.0%	6.3%	6.0%		4.7%	3.4%	4.5%	4.7%	4.4%	3.4%	0.3%	3.8%	0.8%	4.6%
Feb 2021		5.7%	4.7%	6.8%	10.4%		6.2%	5.6%	5.4%	9.6%	5.7%	3.5%	0.5%	4.0%	2.0%	6.0%
Jan 2021	3.1%	6.9%	6.8%	10.4%	12.3%		8.2%	6.6%	7.4%	9.0%	7.5%	3.7%	0.2%	3.9%	4.0%	7.9%
2020	0.8%	4.8%	5.3%	8.1%	9.2%		6.2%	4.4%	5.4%	7.9%	5.5%	3.9%	0.3%	4.2%	1.7%	5.9%
Dec 2020		4.0%	5.2%	6.0%	6.9%		5.2%	5.5%	4.3%	7.0%	4.6%	3.6%	0.3%	3.9%	1.1%	4.9%
Nov 2020		3.6%	4.5%	6.0%	5.4%		4.6%	4.0%	3.8%	3.2%	3.7%	3.1%	0.3%	3.4%	0.8%	4.2%
Oct 2020	0.6%	3.8%	4.7%	6.5%	5.7%		4.8%	2.1%	4.9%	2.7%	4.6%	3.3%	0.2%	3.5%	1.2%	4.7%
Sep 2020	3.2%	4.1%	4.9%	7.1%	6.7%		5.3%	3.0%	5.0%	4.7%	4.9%	3.7%	0.3%	4.0%	1.1%	5.1%
Aug 2020		3.9%	4.9%	8.3%	6.7%		5.4%	1.6%	4.4%	5.6%	4.3%	3.8%	0.3%	4.1%	0.7%	4.8%
Jul 2020		3.7%	4.2%	7.7%	6.5%		4.9%	2.5%	4.7%	4.0%	4.6%	3.7%	0.2%	3.9%	0.8%	4.8%
Jun 2020		3.2%	3.7%	5.8%	7.7%		4.6%	3.2%	4.5%	6.5%	4.6%	3.4%	0.2%	3.7%	0.9%	4.6%
May 2020		5.8%	4.8%	6.8%	15.9%		7.5%	5.9%	6.4%	13.7%	6.9%	3.8%	0.2%	4.0%	3.2%	7.2%
Apr 2020	3.2%	8.3%	8.3%	15.3%	25.4%		12.4%	6.1%	9.1%	16.3%	9.4%	4.3%	0.1%	4.4%	6.4%	10.9%
Mar 2020	1.3%	8.1%	9.2%	11.3%	9.2%		9.1%	8.3%	8.1%	21.2%	9.1%	4.6%	0.3%	5.0%	4.1%	9.1%
Feb 2020		4.5%	5.1%	8.4%	6.1%		5.5%	5.7%	4.7%	4.8%	4.7%	4.6%	0.5%	5.1%		5.1%
Jan 2020	1.2%	4.7%	5.7%	8.5%	6.4%		5.9%	5.1%	4.6%	4.0%	4.6%	4.7%	0.5%	5.3%		5.3%





CHO 9 Section 38's

Year/ month	Avista Dublin	Central Remedial Clinic	Incorporated Orthopaedic Hospital	St. Michael's House, Dublin	St. Vincent's, Fairview	Section 38 Voluntary Agencies	Certified absence	Self-certified absence	Non Covid-19 absence	Covid-19 absence	Total absence rate
2023	4.8%	4.7%	4.8%	5.0%	3.5%	4.8%	3.9%	0.4%	4.4%	0.4%	4.8%
Jul 2023	5.6%	4.1%	3.4%	4.8%	3.0%	4.8%	4.0%	0.4%	4.5%	0.3%	4.8%
Jun 2023	5.6%	4.0%	5.0%	5.0%	3.1%	5.0%	4.2%	0.5%	4.7%	0.3%	5.0%
May 2023	4.4%	5.2%	5.9%	5.1%	2.5%	4.8%	3.9%	0.5%	4.4%	0.4%	4.8%
Apr 2023	4.0%	6.0%	4.0%	5.3%	3.6%	4.7%	3.9%	0.4%	4.3%	0.4%	4.7%
Mar 2023	4.5%	5.7%	5.3%	5.8%	4.9%	5.3%	4.2%	0.5%	4.7%	0.5%	5.3%
Feb 2023	4.8%	3.9%	5.3%	4.1%	3.9%	4.4%	3.6%	0.3%	3.9%	0.5%	4.4%
Jan 2023	4.8%	4.0%	5.1%	5.1%	3.4%	4.8%	3.8%	0.5%	4.2%	0.6%	4.8%
2022	6.4%	3.8%	8.2%	5.3%	5.1%	5.7%	3.9%	0.4%	4.3%	1.4%	5.7%
Dec 2022	6.3%	5.2%	10.6%	5.6%	4.9%	6.2%	4.3%	0.6%	4.8%	1.3%	6.2%
Nov 2022	5.0%	3.4%	5.5%	3.8%	4.0%	4.2%	3.3%	0.4%	3.7%	0.6%	4.2%
Oct 2022	5.6%	3.7%	4.8%	4.3%	4.3%	4.7%	3.7%	0.4%	4.1%	0.6%	4.7%
Sep 2022	5.1%	2.3%	4.9%	5.6%	5.3%	5.1%	4.1%	0.5%	4.6%	0.5%	5.1%
Aug 2022	4.9%	2.9%	4.4%	5.2%	3.4%	4.7%	3.5%	0.3%	3.8%	0.9%	4.7%
Jul 2022	6.6%	4.2%	7.2%	5.1%	3.0%	5.6%	4.0%	0.4%	4.3%	1.3%	5.6%
Jun 2022	5.4%	3.4%	7.8%	5.7%	7.1%	5.6%	4.1%	0.4%	4.5%	1.1%	5.6%
May 2022	5.6%	3.3%	6.7%	4.5%	4.2%	4.9%	3.9%	0.3%	4.2%	0.7%	4.9%
Apr 2022	6.8%	3.3%	6.7%	5.8%	6.4%	6.0%	4.2%	0.3%	4.5%	1.5%	6.0%
Mar 2022	8.0%	5.9%	16.0%	7.2%	7.3%	8.0%	4.7%	0.3%	5.0%	3.0%	8.0%
Feb 2022	7.5%	4.7%	16.1%	5.1%	3.6%	6.4%	4.0%	0.4%	4.4%	2.0%	6.4%
Jan 2022	9.8%	4.1%	9.2%	6.8%	6.6%	7.7%	3.6%	0.3%	3.9%	3.8%	7.7%
2021	5.3%	2.7%	6.5%	5.6%	4.2%	5.3%	3.6%	0.3%	3.9%	1.3%	5.3%
Dec 2021	7.1%	3.6%	6.8%	6.2%	7.5%	6.5%	3.9%	0.3%	4.2%	2.3%	6.5%
Nov 2021	6.6%	5.2%	7.4%	6.8%	6.9%	6.6%	4.0%	0.5%	4.5%	2.1%	6.6%
Oct 2021	6.1%	4.1%	6.8%	5.8%	3.5%	5.7%	4.2%	0.3%	4.5%	1.2%	5.7%
Sep 2021	4.8%	2.4%	7.9%	5.4%	4.1%	5.0%	4.1%	0.3%	4.4%	0.7%	5.0%
Aug 2021	4.4%	2.4%	8.6%	5.2%	3.6%	4.8%	3.9%	0.3%	4.2%	0.7%	4.8%
Jul 2021	4.4%	2.6%	4.3%	5.3%	2.8%	4.6%	3.9%	0.3%	4.2%	0.4%	4.6%
Jun 2021	4.0%	1.5%	5.1%	4.6%	2.1%	4.0%	3.3%	0.3%	3.6%	0.4%	4.0%
May 2021	4.2%	3.2%	3.3%	4.1%	3.3%	4.0%	3.2%	0.2%	3.4%	0.5%	4.0%
Apr 2021	4.3%	1.3%	4.7%	5.1%	1.9%	4.3%	3.2%	0.2%	3.4%	0.9%	4.3%
Mar 2021	4.5%	1.1%	4.7%	5.1%	3.4%	4.4%	3.3%	0.3%	3.6%	0.8%	4.4%
Feb 2021	5.8%	1.6%	9.6%	5.7%	5.6%	5.7%	3.2%	0.6%	3.7%	2.0%	5.7%
Jan 2021	7.3%	3.1%	9.0%	8.3%	6.6%	7.5%	3.4%	0.2%	3.6%	3.8%	7.5%
2020	5.1%	3.9%	7.9%	5.9%	4.4%	5.5%	3.6%	0.2%	3.9%	1.6%	5.5%
Dec 2020	3.8%	1.2%	7.0%	5.2%	5.5%	4.6%	3.4%	0.2%	3.7%	0.9%	4.6%
Nov 2020	3.6%	3.0%	3.2%	4.1%	4.0%	3.7%	2.8%	0.2%	3.0%	0.7%	3.7%
Oct 2020	4.9%	3.6%	2.7%	5.1%	2.1%	4.6%	3.2%	0.2%	3.3%	1.2%	4.6%
Sep 2020	5.4%	2.3%	4.7%	5.3%	3.0%	4.9%	3.4%	0.2%	3.6%	1.3%	4.9%
Aug 2020	4.3%	3.4%	5.6%	4.6%	1.6%	4.3%	3.5%	0.2%	3.7%	0.6%	4.3%
Jul 2020	4.1%	2.8%	4.0%	5.6%	2.5%	4.6%	3.6%	0.2%	3.8%	0.8%	4.6%
Jun 2020	4.2%	2.9%	6.5%	5.1%	3.2%	4.6%	3.4%	0.2%	3.6%	0.9%	4.6%
May 2020	6.8%	4.7%	13.7%	6.5%	5.9%	6.9%	3.8%	0.1%	3.9%	3.0%	6.9%
Apr 2020	9.1%	7.7%	16.3%	9.3%	6.1%	9.4%	3.9%	0.1%	4.0%	5.4%	9.4%
Mar 2020	6.8%	4.7%	21.2%	9.7%	8.3%	9.1%	4.5%	0.3%	4.7%	4.4%	9.1%
Feb 2020	4.3%	5.3%	4.8%	4.8%	5.7%	4.7%	4.3%	0.4%	4.7%		4.7%
Jan 2020	4.4%	4.4%	4.0%	4.8%	5.1%	4.6%	4.1%	0.5%	4.6%		4.6%

