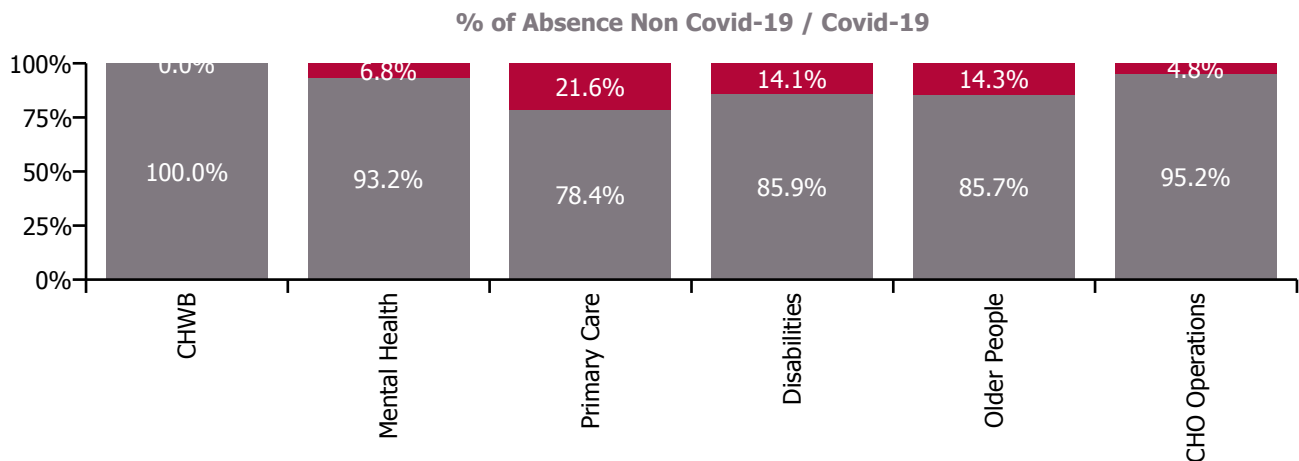
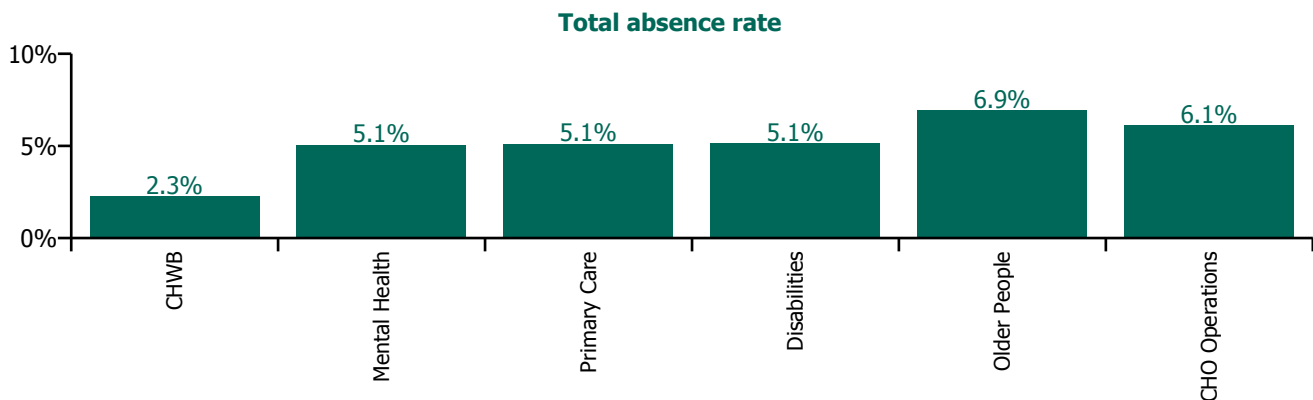


## May 2022

Health Service Absence Rate - by Staff Category: May 2022	Certified absence	Self-certified absence	Non Covid-19 absence	Covid-19 absence	Total absence rate	% Non Covid-19 absence	% Covid-19 absence
<b>CHO 9</b>	<b>4.2%</b>	<b>0.4%</b>	<b>4.6%</b>	<b>0.7%</b>	<b>5.4%</b>	<b>86.1%</b>	<b>13.9%</b>
Medical & Dental	2.3%	0.1%	2.4%	0.5%	2.9%	82.3%	17.7%
Nursing & Midwifery	4.2%	0.5%	4.6%	0.7%	5.4%	86.5%	13.5%
Health & Social Care Professionals	3.3%	0.3%	3.7%	0.7%	4.3%	84.3%	15.7%
Management & Administrative	4.1%	0.3%	4.4%	0.4%	4.8%	90.8%	9.2%
General Support	4.7%	0.4%	5.1%	1.4%	6.5%	78.7%	21.3%
Patient & Client Care	5.5%	0.6%	6.0%	0.9%	6.9%	87.2%	12.8%

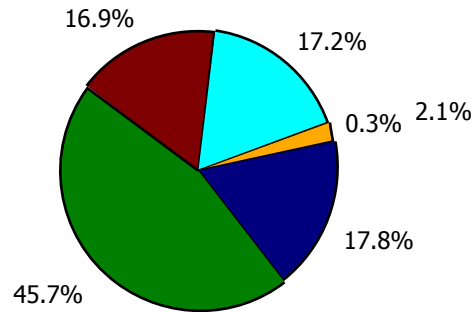
Health Service Absence Rate - by Care Group: May 2022	Certified absence	Self-certified absence	Non Covid-19 absence	Covid-19 absence	Total absence rate	% Non Covid-19 absence	% Covid-19 absence
<b>CHO 9</b>	<b>4.2%</b>	<b>0.4%</b>	<b>4.6%</b>	<b>0.7%</b>	<b>5.4%</b>	<b>86.1%</b>	<b>13.9%</b>
Community Health & Wellbeing	1.9%	0.3%	2.3%	0.0%	2.3%	100.0%	0.0%
Mental Health	4.3%	0.4%	4.7%	0.3%	5.1%	93.2%	6.8%
Primary Care	3.6%	0.4%	4.0%	1.1%	5.1%	78.4%	21.6%
Disabilities	4.1%	0.3%	4.4%	0.7%	5.1%	85.9%	14.1%
Older People	5.2%	0.7%	5.9%	1.0%	6.9%	85.7%	14.3%
CHO Operations	5.6%	0.1%	5.8%	0.3%	6.1%	95.2%	4.8%



## May 2022

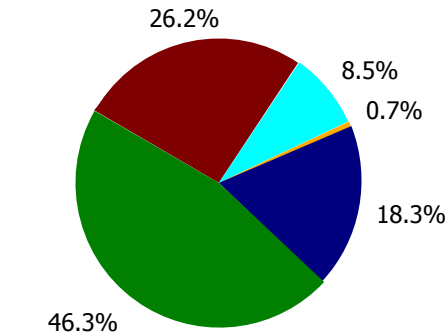
Health Service Absence Rate - by Care Group: May 2022	Medical & Dental	Nursing & Midwifery	Health & Social Care Professionals	Management & Administrative	General Support	Patient & Client Care	Certified absence	Self-certified absence	Non Covid-19 absence	Covid-19 absence	Total absence rate
<b>CHO 9</b>	<b>2.9%</b>	<b>5.4%</b>	<b>4.3%</b>	<b>4.8%</b>	<b>6.5%</b>	<b>6.9%</b>	<b>4.2%</b>	<b>0.4%</b>	<b>4.6%</b>	<b>0.7%</b>	<b>5.4%</b>
Community Health & Wellbeing			13.5%	3.6%		0.6%	1.9%	0.3%	2.3%	0.0%	2.3%
Mental Health	2.6%	4.8%	3.8%	7.1%	6.0%	6.7%	4.3%	0.4%	4.7%	0.3%	5.1%
Primary Care	2.8%	6.4%	4.0%	4.7%	6.9%	6.5%	3.6%	0.4%	4.0%	1.1%	5.1%
Disabilities	4.8%	5.0%	4.0%	3.5%	6.0%	7.0%	4.1%	0.3%	4.4%	0.7%	5.1%
Older People	3.5%	6.1%	9.2%	5.1%	7.6%	7.5%	5.2%	0.7%	5.9%	1.0%	6.9%
CHO Operations		11.3%	9.2%	5.6%	0.0%		5.6%	0.1%	5.8%	0.3%	6.1%

% of total lost hours



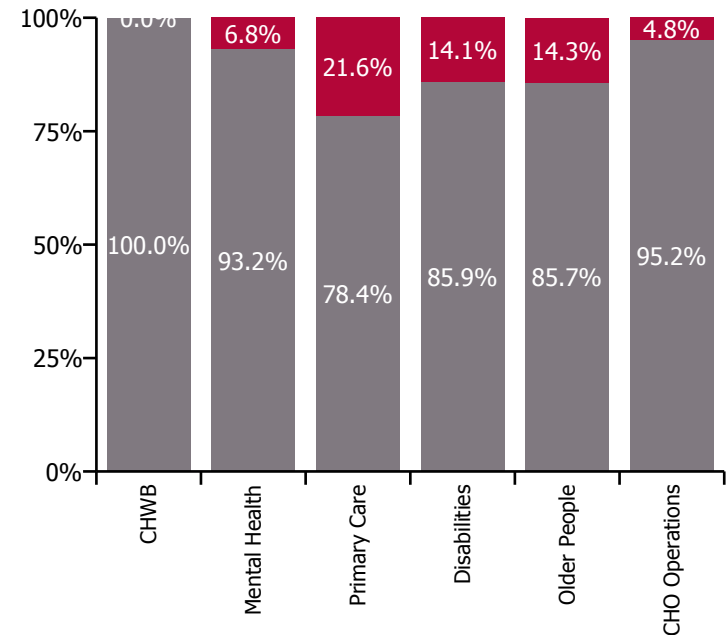
■ CHWB  
■ Mental Health  
■ Primary Care  
■ Disabilities  
■ Older People  
■ CHO Operations

% of Covid-19 lost hours



■ Mental Health  
■ Primary Care  
■ Disabilities  
■ Older People  
■ CHO Operations

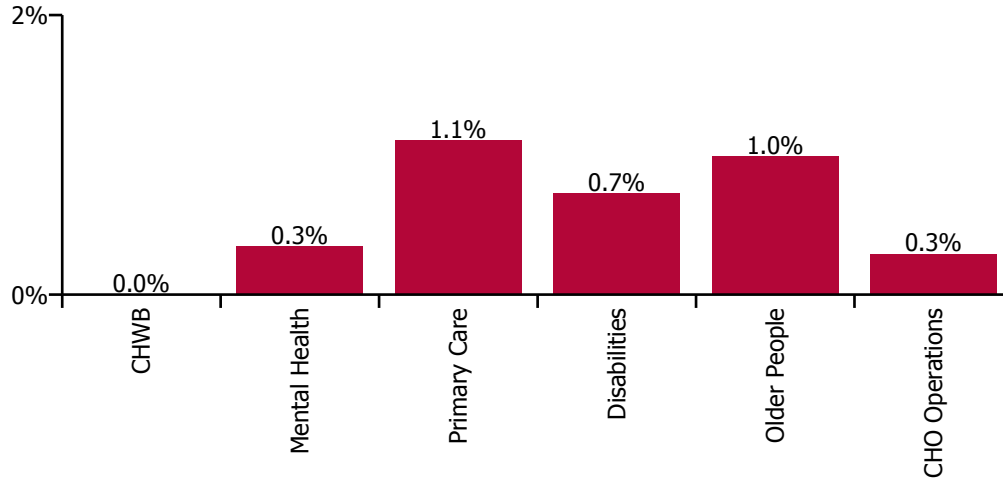
% of Absence Non Covid-19 / Covid-19



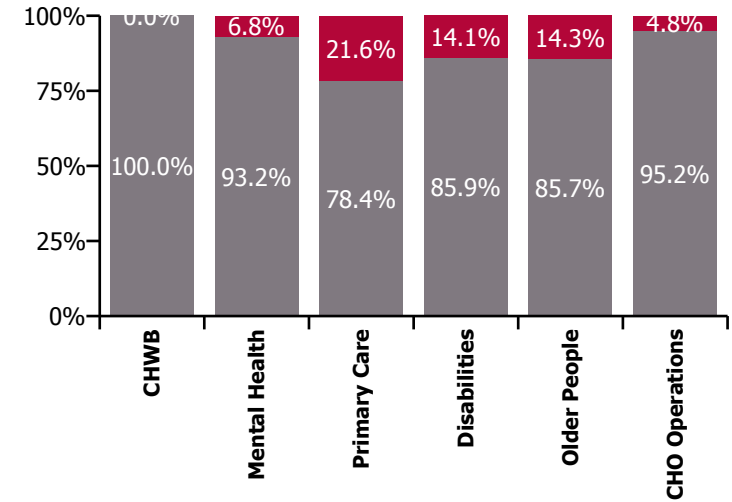
## May 2022

Health Service Covid-19 Absence Rate - by Staff Category & Care Group: May 2022	Medical & Dental	Nursing & Midwifery	Health & Social Care Professionals	Management & Administrative	General Support	Patient & Client Care	Covid-19 absence	Non Covid-19 absence	Total absence rate
<b>CHO 9</b>	<b>0.5%</b>	<b>0.7%</b>	<b>0.7%</b>	<b>4.8%</b>	<b>1.4%</b>	<b>0.9%</b>	<b>0.7%</b>	<b>4.6%</b>	<b>5.4%</b>
Community Health & Wellbeing			0.0%	3.6%		0.0%	0.0%	2.3%	2.3%
Mental Health	0.0%	0.3%	0.9%	7.1%	0.1%	0.0%	0.3%	4.7%	5.1%
Primary Care	1.4%	1.8%	1.0%	4.7%	0.6%	0.8%	1.1%	4.0%	5.1%
Disabilities	0.0%	0.5%	0.5%	3.5%	1.1%	1.3%	0.7%	4.4%	5.1%
Older People	0.0%	1.0%	1.5%	5.1%	3.3%	0.1%	1.0%	5.9%	6.9%
CHO Operations		0.0%	5.7%	5.6%	0.0%		0.3%	5.8%	6.1%

**Covid-19 absence rate**



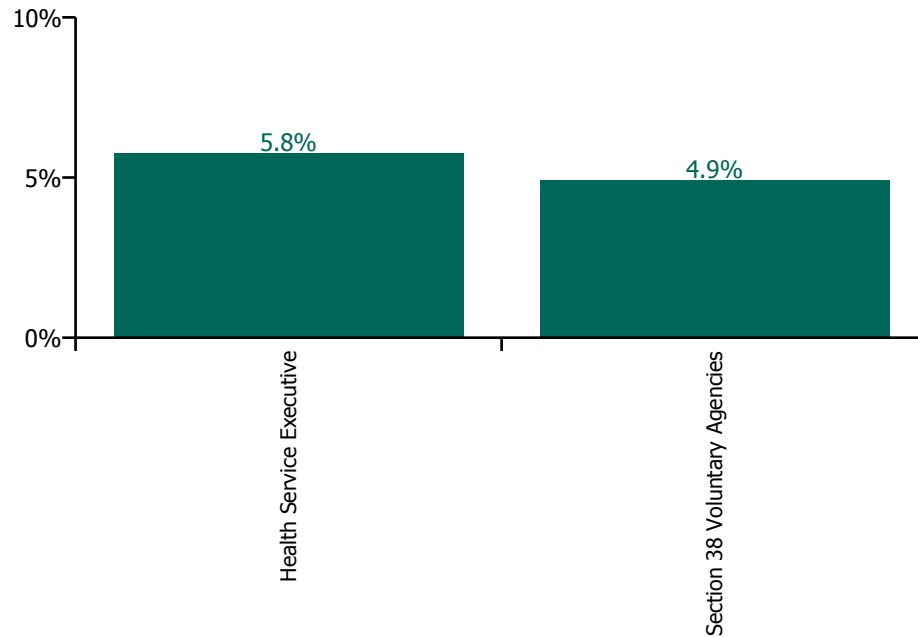
**% of Absence Non Covid-19 / Covid-19**



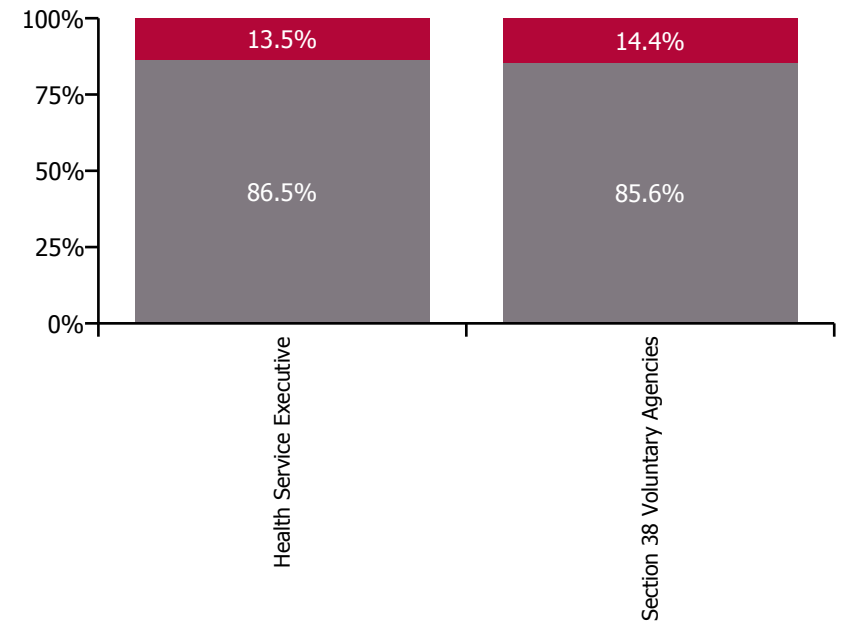
## May 2022

Health Service Absence Rate - by Care Group: May 2022	Medical & Dental	Nursing & Midwifery	Health & Social Care Professionals	Management & Administrative	General Support	Patient & Client Care	Certified absence	Self-certified absence	Non Covid-19 absence	Covid-19 absence	Total absence rate
<b>CHO 9</b>	<b>2.9%</b>	<b>5.4%</b>	<b>4.3%</b>	<b>4.8%</b>	<b>6.5%</b>	<b>6.9%</b>	<b>4.2%</b>	<b>0.4%</b>	<b>4.6%</b>	<b>0.7%</b>	<b>5.4%</b>
<b>Health Service Executive</b>	<b>2.8%</b>	<b>6.2%</b>	<b>3.9%</b>	<b>5.2%</b>	<b>7.8%</b>	<b>7.6%</b>	<b>4.5%</b>	<b>0.5%</b>	<b>5.0%</b>	<b>0.8%</b>	<b>5.8%</b>
Community Health & Wellbeing			13.5%	3.6%		0.6%	1.9%	0.3%	2.3%	0.0%	2.3%
Mental Health	2.6%	5.2%	3.8%	6.8%	6.0%	6.9%	4.4%	0.5%	4.8%	0.3%	5.2%
Primary Care	2.8%	6.4%	4.0%	4.7%	6.9%	6.5%	3.6%	0.4%	4.0%	1.1%	5.1%
Disabilities	1.0%	5.9%	0.7%	1.8%	17.1%	11.8%	6.2%	0.5%	6.6%	0.7%	7.3%
Older People	5.0%	7.9%	4.5%	5.6%	9.0%	6.5%	5.0%	0.8%	5.9%	1.1%	7.0%
CHO Operations		11.3%	9.2%	5.6%	0.0%		5.6%	0.1%	5.8%	0.3%	6.1%
<b>Section 38 Voluntary Agencies</b>	<b>4.1%</b>	<b>3.9%</b>	<b>4.6%</b>	<b>4.2%</b>	<b>5.3%</b>	<b>6.3%</b>	<b>3.9%</b>	<b>0.3%</b>	<b>4.2%</b>	<b>0.7%</b>	<b>4.9%</b>

Total absence rate



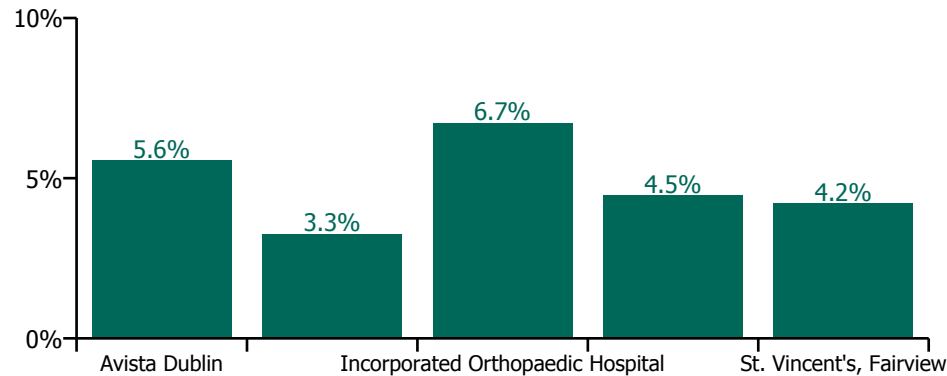
Non Covid-19 & Covid-19 Absence



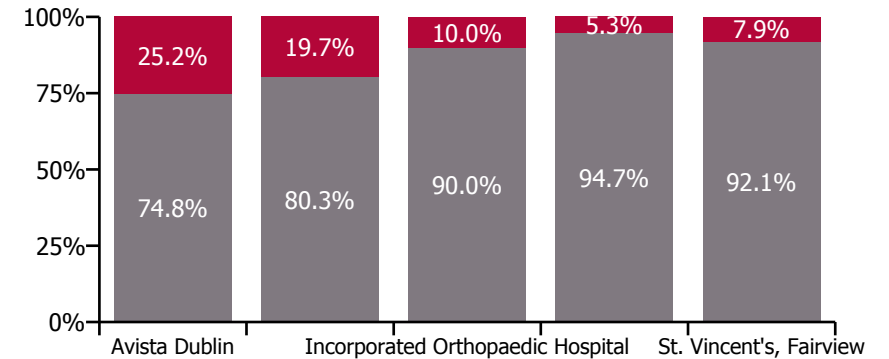
## May 2022

Health Service Absence Rate - by Care Group: May 2022	Medical & Dental	Nursing & Midwifery	Health & Social Care Professionals	Management & Administrative	General Support	Patient & Client Care	Certified absence	Self-certified absence	Non Covid-19 absence	Covid-19 absence	Total absence rate
<b>CHO 9</b>	<b>4.1%</b>	<b>3.9%</b>	<b>4.6%</b>	<b>4.2%</b>	<b>5.3%</b>	<b>6.3%</b>	<b>3.9%</b>	<b>0.3%</b>	<b>4.2%</b>	<b>0.7%</b>	<b>4.9%</b>
<b>Section 38 Voluntary Agencies</b>	<b>4.1%</b>	<b>3.9%</b>	<b>4.6%</b>	<b>4.2%</b>	<b>5.3%</b>	<b>6.3%</b>	<b>3.9%</b>	<b>0.3%</b>	<b>4.2%</b>	<b>0.7%</b>	<b>4.9%</b>
Avista Dublin	17.3%	4.4%	5.8%	4.1%	6.0%	6.3%	3.7%	0.4%	4.2%	1.4%	5.6%
Central Remedial Clinic	0.0%	13.6%	2.0%	3.3%	0.1%	4.5%	2.4%	0.3%	2.6%	0.6%	3.3%
Incorporated Orthopaedic Hospital	2.1%	1.1%	15.6%	3.2%	5.4%	10.7%	5.6%	0.5%	6.1%	0.7%	6.7%
St. Michael's House, Dublin	0.0%	4.4%	4.0%	3.8%	4.8%	6.0%	4.0%	0.3%	4.2%	0.2%	4.5%
St. Vincent's, Fairview	0.0%	2.9%	0.0%	8.8%	6.0%	2.7%	3.6%	0.3%	3.9%	0.3%	4.2%

**Total absence rate**



**Non Covid-19 & Covid-19 Absence**



## CHO 9 by Staff Category

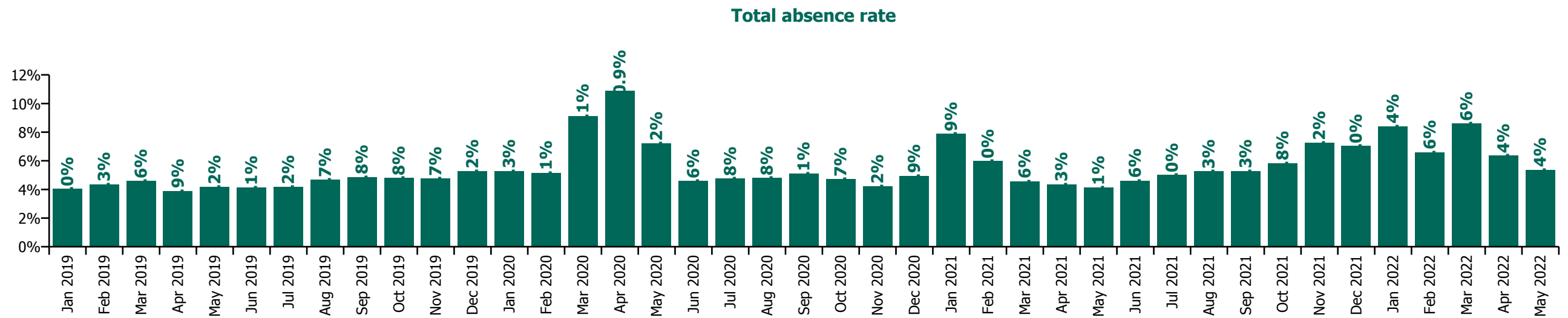
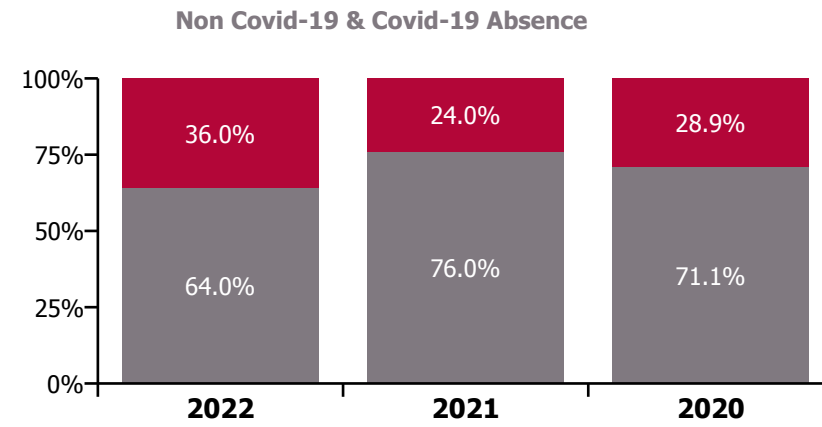
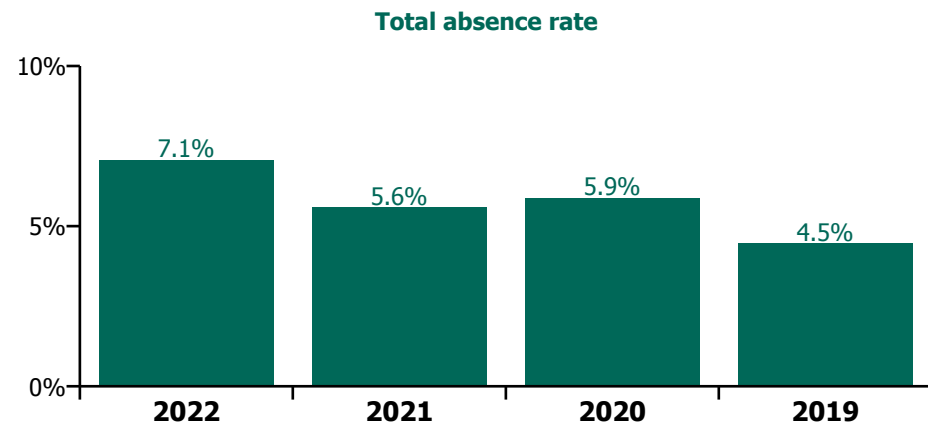
Year/ month	Medical & Dental	Nursing & Midwifery	Health & Social Care Professionals	Management & Administrative	General Support	Patient & Client Care	Certified absence	Self-certified absence	Non Covid-19 absence	Covid-19 absence	Total absence rate
<b>2022</b>	<b>4.1%</b>	<b>7.3%</b>	<b>6.1%</b>	<b>6.3%</b>	<b>8.8%</b>	<b>8.3%</b>	<b>4.1%</b>	<b>0.4%</b>	<b>4.5%</b>	<b>2.5%</b>	<b>7.1%</b>
May 2022	2.9%	5.4%	4.3%	4.8%	6.5%	6.9%	4.2%	0.4%	4.6%	0.7%	5.4%
Apr 2022	3.7%	6.3%	5.6%	5.2%	8.9%	7.7%	4.3%	0.4%	4.7%	1.7%	6.4%
Mar 2022	5.1%	8.8%	7.7%	8.1%	10.6%	9.9%	4.4%	0.4%	4.9%	3.7%	8.6%
Feb 2022	4.1%	6.8%	6.1%	5.7%	8.1%	7.4%	3.9%	0.4%	4.3%	2.3%	6.6%
Jan 2022	4.8%	9.2%	6.7%	7.7%	10.0%	9.9%	3.8%	0.3%	4.1%	4.2%	8.4%
<b>2021</b>	<b>3.4%</b>	<b>5.8%</b>	<b>4.9%</b>	<b>4.0%</b>	<b>6.3%</b>	<b>7.1%</b>	<b>3.9%</b>	<b>0.4%</b>	<b>4.2%</b>	<b>1.3%</b>	<b>5.6%</b>
Dec 2021	4.8%	7.0%	6.7%	6.0%	9.6%	7.8%	4.1%	0.4%	4.5%	2.6%	7.0%
Nov 2021	5.1%	7.3%	6.9%	6.3%	7.6%	8.5%	4.6%	0.6%	5.2%	2.1%	7.2%
Oct 2021	4.0%	5.7%	5.3%	4.1%	7.6%	7.4%	4.4%	0.5%	4.8%	1.0%	5.8%
Sep 2021	4.0%	5.5%	4.4%	3.4%	7.1%	6.7%	4.2%	0.4%	4.5%	0.7%	5.3%
Aug 2021	2.9%	5.6%	4.4%	3.6%	5.7%	6.9%	4.2%	0.4%	4.6%	0.7%	5.3%
Jul 2021	2.3%	5.2%	4.0%	4.0%	5.9%	6.7%	4.1%	0.4%	4.5%	0.5%	5.0%
Jun 2021	2.0%	4.7%	3.3%	3.5%	5.3%	6.7%	3.7%	0.4%	4.1%	0.5%	4.6%
May 2021	1.9%	4.2%	3.5%	2.6%	3.8%	5.8%	3.3%	0.3%	3.6%	0.5%	4.1%
Apr 2021	2.4%	4.9%	4.0%	2.6%	4.7%	5.2%	3.3%	0.3%	3.6%	0.8%	4.3%
Mar 2021	2.5%	4.9%	4.3%	2.9%	4.4%	5.7%	3.4%	0.3%	3.8%	0.8%	4.6%
Feb 2021	3.1%	6.3%	5.4%	3.7%	5.2%	8.1%	3.5%	0.5%	4.0%	2.0%	6.0%
Jan 2021	5.1%	8.3%	6.8%	4.5%	8.9%	10.3%	3.7%	0.2%	3.9%	4.0%	7.9%
<b>2020</b>	<b>3.2%</b>	<b>6.5%</b>	<b>4.7%</b>	<b>4.0%</b>	<b>7.2%</b>	<b>7.2%</b>	<b>3.9%</b>	<b>0.3%</b>	<b>4.2%</b>	<b>1.7%</b>	<b>5.9%</b>
Dec 2020	3.6%	5.2%	4.2%	3.6%	5.1%	6.1%	3.6%	0.3%	3.9%	1.1%	4.9%
Nov 2020	2.7%	4.7%	3.4%	3.2%	5.4%	4.8%	3.1%	0.3%	3.4%	0.8%	4.2%
Oct 2020	2.5%	4.4%	4.6%	3.7%	6.2%	5.7%	3.3%	0.2%	3.5%	1.2%	4.7%
Sep 2020	2.3%	5.6%	4.2%	3.3%	7.3%	6.2%	3.7%	0.3%	4.0%	1.1%	5.1%
Aug 2020	3.5%	5.6%	3.2%	3.4%	4.7%	6.4%	3.8%	0.3%	4.1%	0.7%	4.8%
Jul 2020	2.5%	5.1%	3.7%	3.0%	6.0%	6.3%	3.7%	0.2%	3.9%	0.8%	4.8%
Jun 2020	2.0%	5.3%	3.4%	2.8%	6.6%	5.6%	3.4%	0.2%	3.7%	0.9%	4.6%
May 2020	2.6%	8.8%	5.2%	4.0%	7.8%	9.3%	3.8%	0.2%	4.0%	3.2%	7.2%
Apr 2020	3.6%	13.7%	7.9%	5.3%	12.4%	14.5%	4.3%	0.1%	4.4%	6.4%	10.9%
Mar 2020	8.2%	8.9%	9.0%	5.2%	10.0%	10.4%	4.6%	0.3%	5.0%	4.1%	9.1%
Feb 2020	2.6%	5.3%	4.1%	4.7%	7.8%	5.7%	4.6%	0.5%	5.1%		5.1%

Jan 2020	3.4%	5.6%	3.9%	5.7%	7.2%	5.7%	4.7%	0.5%	5.3%		5.3%
<b>2019</b>	<b>3.0%</b>	<b>4.6%</b>	<b>3.7%</b>	<b>4.8%</b>	<b>5.0%</b>	<b>5.5%</b>	<b>4.0%</b>	<b>0.4%</b>	<b>4.5%</b>		<b>4.5%</b>
Dec 2019	3.0%	5.7%	4.5%	6.0%	5.8%	5.2%	4.7%	0.5%	5.2%		5.2%
Nov 2019	1.4%	5.4%	3.6%	5.5%	5.4%	5.1%	4.2%	0.5%	4.7%		4.7%
Oct 2019	2.1%	5.2%	3.7%	5.3%	4.8%	5.6%	4.3%	0.5%	4.8%		4.8%
Sep 2019	2.6%	4.9%	4.0%	4.9%	5.4%	5.8%	4.4%	0.5%	4.8%		4.8%
Aug 2019	2.5%	4.8%	3.8%	4.6%	4.9%	5.6%	4.3%	0.4%	4.7%		4.7%
Jul 2019	3.1%	4.4%	3.5%	3.7%	3.9%	4.9%	3.8%	0.4%	4.2%		4.2%
Jun 2019	2.4%	4.3%	3.3%	3.5%	3.7%	5.2%	3.8%	0.4%	4.1%		4.1%
May 2019	5.3%	4.0%	3.6%	4.5%	3.5%	4.8%	3.8%	0.3%	4.2%		4.2%
Apr 2019	4.3%	3.3%	3.1%	4.2%	3.7%	5.3%	3.6%	0.3%	3.9%		3.9%
Mar 2019	2.3%	3.4%	3.8%	5.6%	5.9%	6.5%	4.1%	0.4%	4.6%		4.6%
Feb 2019	4.5%	3.8%	3.6%	3.9%	5.2%	5.7%	3.8%	0.6%	4.3%		4.3%
Jan 2019	4.5%	5.2%	3.9%	5.9%	6.8%	6.7%	3.7%	0.4%	4.0%		4.0%

CHO 9 by Care Group

Year/ month	CHWB	Mental Health	Primary Care	Disabilities	Older People	CHO Operations	Health Service Executive	Mental Health	Disabilities	Older People	Section 38 Voluntary Agencies	Certified absence	Self-certified absence	Non Covid-19 absence	Covid-19 absence	Total absence rate
2022	3.6%	6.8%	7.2%	8.5%	8.8%	5.0%	7.5%	5.7%	6.3%	10.5%	6.6%	4.1%	0.4%	4.5%	2.5%	7.1%
May 2022	2.3%	5.2%	5.1%	7.3%	7.0%	6.1%	5.8%	4.2%	4.8%	6.7%	4.9%	4.2%	0.4%	4.6%	0.7%	5.4%
Apr 2022	5.3%	6.4%	5.6%	7.8%	9.0%	3.3%	6.6%	6.4%	5.9%	6.7%	6.0%	4.3%	0.4%	4.7%	1.7%	6.4%
Mar 2022		8.1%	9.2%	10.1%	10.8%	5.4%	9.1%	7.3%	7.4%	16.0%	8.0%	4.4%	0.4%	4.9%	3.7%	8.6%
Feb 2022	1.9%	5.3%	7.1%	7.5%	7.9%		6.7%	3.6%	5.9%	16.1%	6.4%	3.9%	0.4%	4.3%	2.3%	6.6%
Jan 2022	5.1%	8.9%	8.6%	9.9%	9.4%		9.0%	6.6%	7.7%	9.2%	7.7%	3.8%	0.3%	4.1%	4.2%	8.4%
2021	2.1%	5.4%	5.3%	7.0%	7.3%		5.9%	4.2%	5.2%	6.5%	5.3%	3.9%	0.4%	4.2%	1.3%	5.6%
Dec 2021	5.3%	7.3%	7.2%	7.3%	8.8%		7.5%	7.5%	6.4%	6.8%	6.5%	4.1%	0.4%	4.5%	2.6%	7.0%
Nov 2021	5.6%	7.8%	7.2%	10.0%	7.3%		7.8%	6.9%	6.5%	7.4%	6.6%	4.6%	0.6%	5.2%	2.1%	7.2%
Oct 2021	0.8%	5.8%	5.8%	6.8%	5.8%		5.9%	3.5%	5.7%	6.8%	5.7%	4.4%	0.5%	4.8%	1.0%	5.8%
Sep 2021	0.6%	5.3%	5.1%	5.9%	6.5%		5.5%	4.1%	4.9%	7.9%	5.0%	4.2%	0.4%	4.5%	0.7%	5.3%
Aug 2021	5.4%	4.7%	5.6%	6.3%	6.7%		5.6%	3.6%	4.6%	8.6%	4.8%	4.2%	0.4%	4.6%	0.7%	5.3%
Jul 2021		4.5%	5.4%	5.9%	6.7%		5.4%	2.8%	4.7%	4.3%	4.6%	4.1%	0.4%	4.5%	0.5%	5.0%
Jun 2021		4.7%	4.2%	7.0%	6.6%		5.1%	2.1%	4.1%	5.1%	4.0%	3.7%	0.4%	4.1%	0.5%	4.6%
May 2021		4.1%	3.4%	6.1%	5.2%		4.3%	3.3%	4.0%	3.3%	4.0%	3.3%	0.3%	3.6%	0.5%	4.1%
Apr 2021		4.0%	3.6%	5.6%	5.8%		4.4%	1.9%	4.5%	4.7%	4.3%	3.3%	0.3%	3.6%	0.8%	4.3%
Mar 2021		4.1%	4.0%	6.3%	6.0%		4.7%	3.4%	4.5%	4.7%	4.4%	3.4%	0.3%	3.8%	0.8%	4.6%
Feb 2021		5.7%	4.7%	6.8%	10.4%		6.2%	5.6%	5.4%	9.6%	5.7%	3.5%	0.5%	4.0%	2.0%	6.0%
Jan 2021	3.1%	6.9%	6.8%	10.4%	12.3%		8.2%	6.6%	7.4%	9.0%	7.5%	3.7%	0.2%	3.9%	4.0%	7.9%
2020	0.8%	4.8%	5.3%	8.1%	9.2%		6.2%	4.4%	5.4%	7.9%	5.5%	3.9%	0.3%	4.2%	1.7%	5.9%
Dec 2020		4.0%	5.2%	6.0%	6.9%		5.2%	5.5%	4.3%	7.0%	4.6%	3.6%	0.3%	3.9%	1.1%	4.9%
Nov 2020		3.6%	4.5%	6.0%	5.4%		4.6%	4.0%	3.8%	3.2%	3.7%	3.1%	0.3%	3.4%	0.8%	4.2%
Oct 2020	0.6%	3.8%	4.7%	6.5%	5.7%		4.8%	2.1%	4.9%	2.7%	4.6%	3.3%	0.2%	3.5%	1.2%	4.7%
Sep 2020	3.2%	4.1%	4.9%	7.1%	6.7%		5.3%	3.0%	5.0%	4.7%	4.9%	3.7%	0.3%	4.0%	1.1%	5.1%
Aug 2020		3.9%	4.9%	8.3%	6.7%		5.4%	1.6%	4.4%	5.6%	4.3%	3.8%	0.3%	4.1%	0.7%	4.8%
Jul 2020		3.7%	4.2%	7.7%	6.5%		4.9%	2.5%	4.7%	4.0%	4.6%	3.7%	0.2%	3.9%	0.8%	4.8%
Jun 2020		3.2%	3.7%	5.8%	7.7%		4.6%	3.2%	4.5%	6.5%	4.6%	3.4%	0.2%	3.7%	0.9%	4.6%
May 2020		5.8%	4.8%	6.8%	15.9%		7.5%	5.9%	6.4%	13.7%	6.9%	3.8%	0.2%	4.0%	3.2%	7.2%
Apr 2020	3.2%	8.3%	8.3%	15.3%	25.4%		12.4%	6.1%	9.1%	16.3%	9.4%	4.3%	0.1%	4.4%	6.4%	10.9%
Mar 2020	1.3%	8.1%	9.2%	11.3%	9.2%		9.1%	8.3%	8.1%	21.2%	9.1%	4.6%	0.3%	5.0%	4.1%	9.1%
Feb 2020		4.5%	5.1%	8.4%	6.1%		5.5%	5.7%	4.7%	4.8%	4.7%	4.6%	0.5%	5.1%		5.1%
Jan 2020	1.2%	4.7%	5.7%	8.5%	6.4%		5.9%	5.1%	4.6%	4.0%	4.6%	4.7%	0.5%	5.3%		5.3%
2019		4.5%	3.9%	6.6%	5.8%		4.6%	3.8%	4.3%	4.2%	4.3%	4.0%	0.4%	4.5%		4.5%
Dec 2019		4.8%	5.6%	7.9%	7.1%		6.0%	3.6%	4.5%	4.4%	4.5%	4.7%	0.5%	5.2%		5.2%
Nov 2019		4.4%	5.0%	8.0%	6.4%		5.5%	3.4%	4.0%	3.9%	4.0%	4.2%	0.5%	4.7%		4.7%
Oct 2019		4.5%	4.9%	8.4%	6.6%		5.6%	2.0%	3.9%	6.2%	4.0%	4.3%	0.5%	4.8%		4.8%
Sep 2019		4.7%	4.7%	6.7%	5.3%		5.1%	4.2%	4.5%	6.2%	4.6%	4.4%	0.5%	4.8%		4.8%
Aug 2019		4.4%	4.1%	6.3%	5.3%		4.8%	4.9%	4.4%	6.4%	4.5%	4.3%	0.4%	4.7%		4.7%
Jul 2019		4.4%	3.4%	5.2%	3.8%		4.0%	4.1%	4.3%	4.3%	4.3%	3.8%	0.4%	4.2%		4.2%
Jun 2019		4.1%	3.2%	5.3%	5.2%		4.1%	2.8%	4.3%	2.5%	4.1%	3.8%	0.4%	4.1%		4.1%
May 2019		3.0%	5.8%	5.9%	2.6%		4.1%	2.7%	4.4%	2.4%	4.2%	3.8%	0.3%	4.2%		4.2%
Apr 2019		4.1%	3.9%	0.6%	4.4%		3.9%	2.6%	4.0%	2.5%	3.8%	3.6%	0.3%	3.9%		3.9%
Mar 2019		4.9%	4.9%	2.0%	6.8%		5.2%	4.2%	4.1%	2.1%	4.0%	4.1%	0.4%	4.6%		4.6%
Feb 2019		3.6%	3.4%	7.6%	7.3%		3.9%	5.0%	4.8%	4.0%	4.8%	3.8%	0.6%	4.3%		4.3%
Jan 2019		6.2%	1.8%	4.7%	6.0%		3.4%	5.7%	4.9%	5.2%	5.0%	3.7%	0.4%	4.0%		4.0%





CHO 9 Section 38's

Year/ month	Avista Dublin	Central Remedial Clinic	Incorporated Orthopaedic Hospital	St. Michael's House, Dublin	St. Vincent's, Fairview	Section 38 Voluntary Agencies	Certified absence	Self-certified absence	Non Covid-19 absence	Covid-19 absence	Total absence rate
2022	7.5%	4.3%	10.5%	5.8%	5.7%	6.6%	4.1%	0.3%	4.4%	2.2%	6.6%
May 2022	5.6%	3.3%	6.7%	4.5%	4.2%	4.9%	3.9%	0.3%	4.2%	0.7%	4.9%
Apr 2022	6.8%	3.3%	6.7%	5.8%	6.4%	6.0%	4.2%	0.3%	4.5%	1.5%	6.0%
Mar 2022	8.0%	5.9%	16.0%	7.2%	7.3%	8.0%	4.7%	0.3%	5.0%	3.0%	8.0%
Feb 2022	7.5%	4.7%	16.1%	5.1%	3.6%	6.4%	4.0%	0.4%	4.4%	2.0%	6.4%
Jan 2022	9.8%	4.1%	9.2%	6.8%	6.6%	7.7%	3.6%	0.3%	3.9%	3.8%	7.7%
2021	5.3%	2.7%	6.5%	5.6%	4.2%	5.3%	3.6%	0.3%	3.9%	1.3%	5.3%
Dec 2021	7.1%	3.6%	6.8%	6.2%	7.5%	6.5%	3.9%	0.3%	4.2%	2.3%	6.5%
Nov 2021	6.6%	5.2%	7.4%	6.8%	6.9%	6.6%	4.0%	0.5%	4.5%	2.1%	6.6%
Oct 2021	6.1%	4.1%	6.8%	5.8%	3.5%	5.7%	4.2%	0.3%	4.5%	1.2%	5.7%
Sep 2021	4.8%	2.4%	7.9%	5.4%	4.1%	5.0%	4.1%	0.3%	4.4%	0.7%	5.0%
Aug 2021	4.4%	2.4%	8.6%	5.2%	3.6%	4.8%	3.9%	0.3%	4.2%	0.7%	4.8%
Jul 2021	4.4%	2.6%	4.3%	5.3%	2.8%	4.6%	3.9%	0.3%	4.2%	0.4%	4.6%
Jun 2021	4.0%	1.5%	5.1%	4.6%	2.1%	4.0%	3.3%	0.3%	3.6%	0.4%	4.0%
May 2021	4.2%	3.2%	3.3%	4.1%	3.3%	4.0%	3.2%	0.2%	3.4%	0.5%	4.0%
Apr 2021	4.3%	1.3%	4.7%	5.1%	1.9%	4.3%	3.2%	0.2%	3.4%	0.9%	4.3%
Mar 2021	4.5%	1.1%	4.7%	5.1%	3.4%	4.4%	3.3%	0.3%	3.6%	0.8%	4.4%
Feb 2021	5.8%	1.6%	9.6%	5.7%	5.6%	5.7%	3.2%	0.6%	3.7%	2.0%	5.7%
Jan 2021	7.3%	3.1%	9.0%	8.3%	6.6%	7.5%	3.4%	0.2%	3.6%	3.8%	7.5%
2020	5.1%	3.9%	7.9%	5.9%	4.4%	5.5%	3.6%	0.2%	3.9%	1.6%	5.5%
Dec 2020	3.8%	1.2%	7.0%	5.2%	5.5%	4.6%	3.4%	0.2%	3.7%	0.9%	4.6%
Nov 2020	3.6%	3.0%	3.2%	4.1%	4.0%	3.7%	2.8%	0.2%	3.0%	0.7%	3.7%
Oct 2020	4.9%	3.6%	2.7%	5.1%	2.1%	4.6%	3.2%	0.2%	3.3%	1.2%	4.6%
Sep 2020	5.4%	2.3%	4.7%	5.3%	3.0%	4.9%	3.4%	0.2%	3.6%	1.3%	4.9%
Aug 2020	4.3%	3.4%	5.6%	4.6%	1.6%	4.3%	3.5%	0.2%	3.7%	0.6%	4.3%
Jul 2020	4.1%	2.8%	4.0%	5.6%	2.5%	4.6%	3.6%	0.2%	3.8%	0.8%	4.6%
Jun 2020	4.2%	2.9%	6.5%	5.1%	3.2%	4.6%	3.4%	0.2%	3.6%	0.9%	4.6%
May 2020	6.8%	4.7%	13.7%	6.5%	5.9%	6.9%	3.8%	0.1%	3.9%	3.0%	6.9%
Apr 2020	9.1%	7.7%	16.3%	9.3%	6.1%	9.4%	3.9%	0.1%	4.0%	5.4%	9.4%
Mar 2020	6.8%	4.7%	21.2%	9.7%	8.3%	9.1%	4.5%	0.3%	4.7%	4.4%	9.1%
Feb 2020	4.3%	5.3%	4.8%	4.8%	5.7%	4.7%	4.3%	0.4%	4.7%		4.7%
Jan 2020	4.4%	4.4%	4.0%	4.8%	5.1%	4.6%	4.1%	0.5%	4.6%		4.6%
2019	3.9%	3.4%	4.2%	4.9%	3.8%	4.3%	3.9%	0.4%	4.3%		4.3%
Dec 2019	3.1%	6.3%	4.4%	5.4%	3.6%	4.5%	4.0%	0.4%	4.5%		4.5%
Nov 2019	4.0%	2.1%	3.9%	4.5%	3.4%	4.0%	3.5%	0.5%	4.0%		4.0%
Oct 2019	3.3%	2.6%	6.2%	4.7%	2.0%	4.0%	3.5%	0.4%	4.0%		4.0%
Sep 2019	3.9%	3.4%	6.2%	5.2%	4.2%	4.6%	4.2%	0.5%	4.6%		4.6%
Aug 2019	3.5%	3.2%	6.4%	5.3%	4.9%	4.5%	4.3%	0.3%	4.5%		4.5%
Jul 2019	3.5%	2.5%	4.3%	5.4%	4.1%	4.3%	4.0%	0.3%	4.3%		4.3%
Jun 2019	4.0%	3.0%	2.5%	4.7%	2.8%	4.1%	3.8%	0.3%	4.1%		4.1%
May 2019	3.8%	3.3%	2.4%	5.1%	2.7%	4.2%	3.9%	0.3%	4.2%		4.2%
Apr 2019	3.8%	3.3%	2.5%	4.3%	2.6%	3.8%	3.6%	0.3%	3.8%		3.8%
Mar 2019	4.0%	4.1%	2.1%	4.1%	4.2%	4.0%	3.6%	0.3%	4.0%		4.0%
Feb 2019	4.7%	3.3%	4.0%	5.2%	5.0%	4.8%	4.3%	0.5%	4.8%		4.8%
Jan 2019	4.8%	5.0%	5.2%	5.0%	5.7%	5.0%	4.6%	0.4%	5.0%		5.0%

