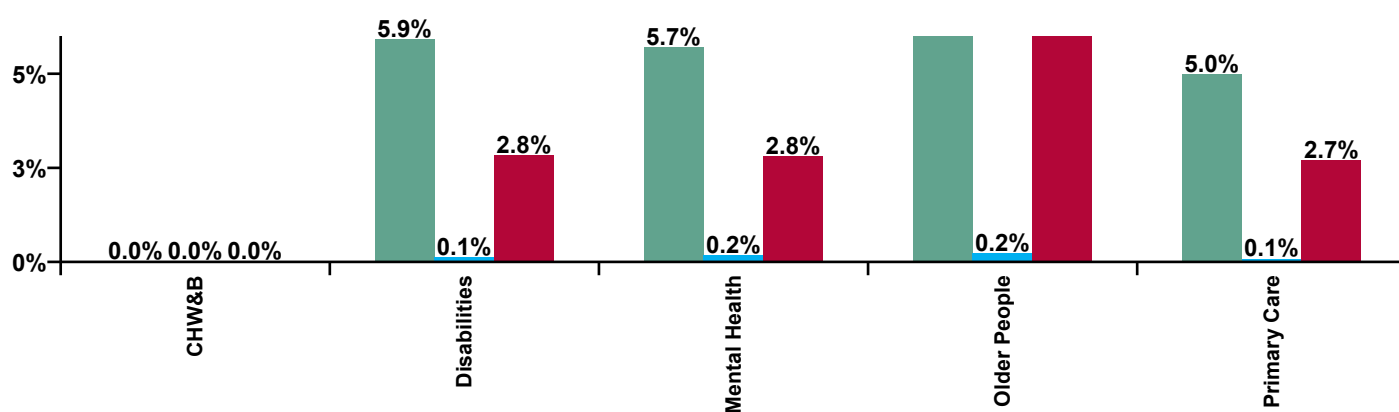


April 2020

CHO 1 Absence Rate - by Staff Category: Apr 2020	Certified absence	Self-certified absence	COVID-19 absence	Total absence rate	Certified	Self-certified	COVID-19
CHO 1	6.0%	0.1%	3.9%	10.1%	59.6%	1.4%	39.0%
Medical & Dental	2.3%	0.0%	3.1%	5.4%	41.9%	0.4%	57.7%
Nursing & Midwifery	6.5%	0.1%	4.8%	11.4%	57.0%	1.2%	41.8%
Health & Social Care Professionals	3.6%	0.0%	2.3%	5.9%	60.3%	0.8%	38.9%
Management & Administrative	4.9%	0.1%	2.5%	7.4%	65.8%	1.0%	33.2%
General Support	6.6%	0.1%	2.1%	8.8%	74.9%	1.1%	24.1%
Patient & Client Care	6.9%	0.2%	4.6%	11.8%	58.8%	2.0%	39.2%

CHO 1 Absence Rate - by Care Group: Apr 2020	Certified absence	Self-certified absence	COVID-19 absence	Total absence rate	Certified	Self-certified	COVID-19
CHO 1	6.0%	0.1%	3.9%	10.1%	59.6%	1.4%	39.0%
Community Health & Wellbeing							
Disabilities	5.9%	0.1%	2.8%	8.8%	66.7%	1.3%	31.9%
Older People	7.3%	0.2%	7.3%	14.8%	49.5%	1.5%	49.0%
Mental Health	5.7%	0.2%	2.8%	8.7%	65.8%	1.8%	32.4%
Primary Care	5.0%	0.1%	2.7%	7.7%	64.3%	1.0%	34.7%

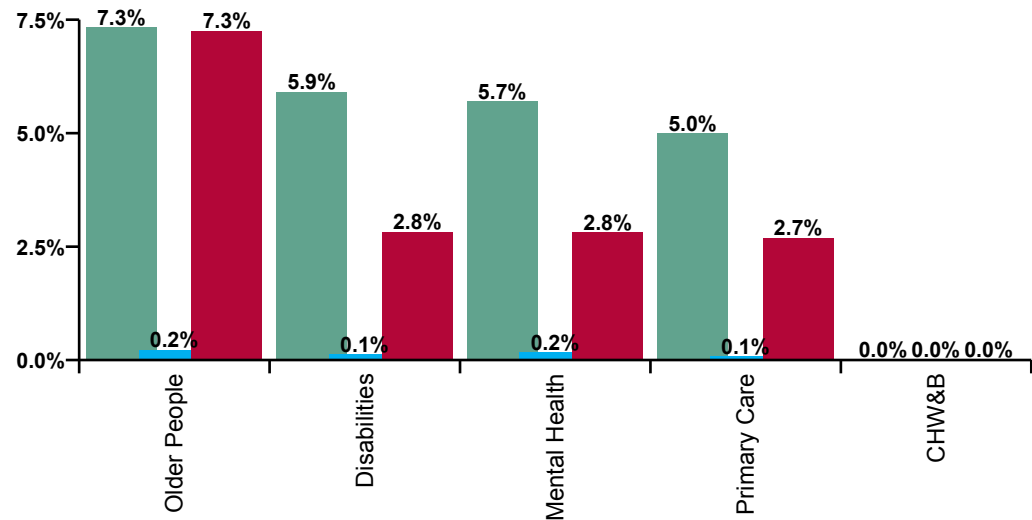
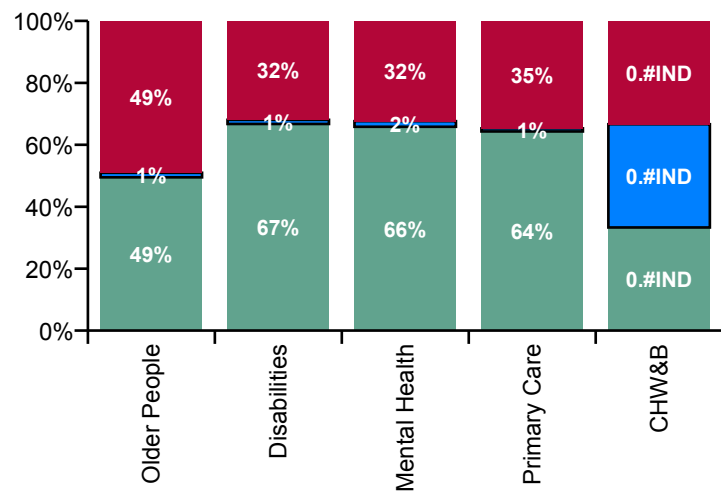
Certified, self-certified & COVID-19: Apr 2020



Legend

Certified absence
Self-certified absence
COVID-19 absence

CHO 1 Overall Absence Rate - by Care Group & Staff Category: Apr 2020	Medical & Dental	Nursing & Midwifery	Health & Social Care Professionals	Management & Administrative	General Support	Patient & Client Care	Certified absence	Self-certified absence	COVID-19 absence	Total absence
CHO 1	5.4%	11.4%	5.9%	7.4%	8.8%	11.8%	6.0%	0.1%	3.9%	10.1%
CHW&B				0.0%		0.0%	0.0%	0.0%	0.0%	0.0%
Disabilities	0.0%	9.7%	4.1%	3.2%	5.3%	9.7%	5.9%	0.1%	2.8%	8.8%
Older People	3.9%	17.3%	3.7%	7.3%	14.1%	15.4%	7.3%	0.2%	7.3%	14.8%
Mental Health	6.1%	9.2%	4.7%	10.4%	6.7%	13.3%	5.7%	0.2%	2.8%	8.7%
Primary Care	5.2%	10.1%	7.3%	8.0%	4.9%	4.8%	5.0%	0.1%	2.7%	7.7%



Certified absence

Self-certified absence

COVID-19 absence

CHO 1 Absence Rate - by Care Group, Staff Category & Absence type: Apr 2020

Community Health & Wellbeing by Staff Category Apr 2020	Certified absence	Self-certified absence	COVID-19 absence	Total absence	Certified	Self-certified	COVID-19
Total	0.0%	0.0%	0.0%	0.0%			

Disabilities by Staff Category Apr 2020	Certified absence	Self-certified absence	COVID-19 absence	Total absence	Certified	Self-certified	COVID-19
Total	5.9%	0.1%	2.8%	8.8%	66.7%	1.3%	31.9%
Medical & Dental				0.0%			
Nursing & Midwifery	6.6%	0.1%	3.0%	9.7%	68.2%	1.0%	30.8%
Health & Social Care Professionals	1.6%	0.1%	2.5%	4.1%	38.0%	1.9%	60.1%
Management & Administrative	2.3%	0.1%	0.8%	3.2%	71.5%	3.3%	25.2%
General Support	4.9%	0.0%	0.4%	5.3%	91.9%	0.0%	8.1%
Patient & Client Care	6.4%	0.1%	3.2%	9.7%	65.9%	1.5%	32.6%

Older People by Staff Category Apr 2020	Certified absence	Self-certified absence	COVID-19 absence	Total absence	Certified	Self-certified	COVID-19
Total	7.3%	0.2%	7.3%	14.8%	49.5%	1.5%	49.0%
Medical & Dental	3.9%	0.0%	0.0%	3.9%	100.0%	0.0%	0.0%
Nursing & Midwifery	7.1%	0.2%	10.0%	17.3%	41.0%	0.9%	58.0%
Health & Social Care Professionals	0.2%	0.0%	3.5%	3.7%	4.6%	0.0%	95.4%
Management & Administrative	3.5%	0.0%	3.8%	7.3%	48.4%	0.0%	51.6%
General Support	10.0%	0.1%	4.0%	14.1%	70.8%	0.6%	28.6%
Patient & Client Care	8.0%	0.3%	7.1%	15.4%	51.8%	2.2%	46.0%

Mental Health by Staff Category Apr 2020	Certified absence	Self-certified absence	COVID-19 absence	Total absence	Certified	Self-certified	COVID-19
Total	5.7%	0.2%	2.8%	8.7%	65.8%	1.8%	32.4%
Medical & Dental	0.7%	0.1%	5.3%	6.1%	11.5%	0.9%	87.6%
Nursing & Midwifery	6.3%	0.2%	2.7%	9.2%	68.6%	2.2%	29.3%
Health & Social Care Professionals	3.1%	0.0%	1.7%	4.7%	65.0%	0.0%	35.0%
Management & Administrative	7.1%	0.1%	3.1%	10.4%	68.7%	1.3%	30.0%
General Support	4.8%	0.1%	1.8%	6.7%	71.6%	1.8%	26.5%
Patient & Client Care	9.8%	0.3%	3.2%	13.3%	73.8%	2.4%	23.8%

Primary Care by Staff Category Apr 2020	Certified absence	Self-certified absence	COVID-19 absence	Total absence	Certified	Self-certified	COVID-19
Total	5.0%	0.1%	2.7%	7.7%	64.3%	1.0%	34.7%
Medical & Dental	3.5%	0.0%	1.7%	5.2%	67.5%	0.0%	32.5%
Nursing & Midwifery	5.9%	0.1%	4.1%	10.1%	58.8%	0.6%	40.6%
Health & Social Care Professionals	4.9%	0.1%	2.4%	7.3%	66.6%	0.8%	32.5%
Management & Administrative	5.5%	0.1%	2.4%	8.0%	69.0%	1.0%	30.0%
General Support	4.2%	0.1%	0.6%	4.9%	84.4%	3.0%	12.6%
Patient & Client Care	2.2%	0.2%	2.5%	4.8%	45.6%	3.4%	51.1%

CHO 1 Absence Rate - by Staff Category & Care Group	CHW&B	Disabilities	Mental Health	Older People	Primary Care	Total absence	Certified absence	Self-certified absence	COVID-19 absence
CHO 1: 2020 overall	0.8%	7.4%	7.9%	9.0%	6.5%	7.7%	5.7%	0.4%	1.6%
<i>Medical & Dental</i>		0.0%	4.3%	3.0%	4.4%	4.2%	2.6%	0.1%	1.4%
<i>Nursing & Midwifery</i>		8.8%	8.1%	9.6%	7.5%	8.5%	6.2%	0.4%	1.9%
<i>Health & Social Care Professionals</i>	0.0%	4.3%	6.7%	5.3%	6.8%	6.2%	4.6%	0.3%	1.3%
<i>Management & Administrative</i>	0.7%	3.5%	9.2%	5.5%	6.8%	6.4%	5.1%	0.3%	1.1%
<i>General Support</i>		5.1%	7.4%	9.5%	5.3%	7.4%	6.1%	0.3%	1.0%
<i>Patient & Client Care</i>	2.5%	7.5%	10.1%	9.3%	4.7%	8.2%	5.9%	0.4%	1.8%
Total April:	0.0%	8.8%	8.7%	14.8%	7.7%	10.1%	6.0%	0.1%	3.9%
Medical & Dental		0.0%	6.1%	3.9%	5.2%	5.4%	2.3%	0.0%	3.1%
Nursing & Midwifery		9.7%	9.2%	17.3%	10.1%	11.4%	6.5%	0.1%	4.8%
Health & Social Care Professionals		4.1%	4.7%	3.7%	7.3%	5.9%	3.6%	0.0%	2.3%
Management & Administrative	0.0%	3.2%	10.4%	7.3%	8.0%	7.4%	4.9%	0.1%	2.5%
General Support		5.3%	6.7%	14.1%	4.9%	8.8%	6.6%	0.1%	2.1%
Patient & Client Care	0.0%	9.7%	13.3%	15.4%	4.8%	11.8%	6.9%	0.2%	4.6%
Total March:	0.0%	9.2%	9.8%	8.1%	8.5%	8.8%	6.1%	0.3%	2.5%
Medical & Dental		0.0%	9.0%	4.4%	5.6%	6.9%	4.3%	0.1%	2.5%
Nursing & Midwifery		10.7%	10.2%	8.2%	9.7%	9.8%	6.6%	0.3%	2.8%
Health & Social Care Professionals		7.0%	7.3%	6.0%	9.7%	8.5%	5.2%	0.1%	3.1%
Management & Administrative	0.0%	5.3%	11.1%	5.8%	7.7%	7.5%	5.6%	0.2%	1.7%
General Support		5.0%	8.3%	10.7%	7.9%	8.6%	6.5%	0.3%	1.8%
Patient & Client Care	0.0%	9.3%	10.5%	8.0%	6.8%	8.7%	6.0%	0.3%	2.4%
Total February:	0.9%	5.5%	6.2%	6.1%	4.8%	5.6%	5.2%	0.4%	
Medical & Dental		0.0%	1.3%	2.9%	3.3%	2.3%	2.1%	0.3%	
Nursing & Midwifery		7.2%	6.3%	6.3%	5.2%	6.4%	5.8%	0.6%	
Health & Social Care Professionals		2.8%	6.0%	7.0%	4.8%	4.9%	4.6%	0.3%	
Management & Administrative	0.9%	4.0%	8.5%	3.8%	5.2%	5.3%	5.0%	0.3%	
General Support		3.6%	7.3%	7.0%	4.4%	5.9%	5.6%	0.3%	
Patient & Client Care	0.0%	4.9%	6.9%	6.2%	4.2%	5.4%	5.0%	0.5%	
Total January:	1.5%	6.2%	6.7%	6.4%	5.1%	6.1%	5.5%	0.6%	
Medical & Dental		0.0%	0.8%	0.9%	3.2%	1.9%	1.8%	0.1%	
Nursing & Midwifery		7.6%	6.6%	6.0%	4.9%	6.4%	5.9%	0.6%	
Health & Social Care Professionals	0.0%	3.6%	8.7%	4.8%	5.3%	5.7%	5.1%	0.6%	
Management & Administrative	1.4%	1.6%	6.9%	4.8%	6.3%	5.3%	4.9%	0.4%	
General Support		6.4%	7.4%	6.3%	4.1%	6.1%	5.6%	0.5%	
Patient & Client Care	9.3%	6.0%	9.6%	7.3%	3.0%	6.5%	5.8%	0.7%	
CHO 1: 2019 overall		7.2%	6.1%	6.1%	5.8%	6.4%	5.9%	0.5%	
<i>Medical & Dental</i>		0.6%	1.5%	0.0%	2.2%	1.7%	1.5%	0.2%	
<i>Nursing & Midwifery</i>		9.7%	6.3%	5.5%	7.4%	7.2%	6.6%	0.6%	
<i>Health & Social Care Professionals</i>		3.1%	5.4%	5.7%	4.8%	4.7%	4.3%	0.4%	
<i>Management & Administrative</i>		1.5%	6.1%	4.6%	5.7%	4.9%	4.6%	0.3%	
<i>General Support</i>		4.7%	8.7%	6.1%	6.7%	6.5%	6.2%	0.3%	
<i>Patient & Client Care</i>		7.2%	7.7%	7.0%	6.0%	7.1%	6.6%	0.4%	